

NEBRASKA

**NEBRASKA
CORNHUSKERS**
(3-0, 0-0 BIG)



**#21 MICHIGAN
WOLVERINES**
(2-1, 0-0 BIG)

SATURDAY, SEPT. 20 • 2:30 P.M. CT • LINCOLN, NEB. • MEMORIAL STADIUM • HELLAS TURF

Nebraska opens Big Ten Conference play on Saturday afternoon when the Huskers take on No. 21 Michigan at Memorial Stadium. The game is set for a 2:30 p.m. kickoff with CBS providing television coverage. The game can be heard on the Huskers Radio Network, Huskers.com and the Huskers App.

Nebraska is 3-0 after a second consecutive dominant performance in a 59-7 victory over Houston Christian last Saturday. The win allowed Nebraska to complete non-conference play at 3-0 for the second consecutive season. Nebraska sprinted to a 38-0 lead at halftime behind an offense that scored on its first five drives while the Blackshirt defense added a touchdown of its own.

The blowout win came on the heels of a 68-0 shutout of Akron the previous week, marking the first time Nebraska has scored more than 50 points in consecutive games since 2007. Nebraska has also gained more than 500 yards in consecutive games for the first time since 2021 and held back-to-back opponents to less than 200 yards of offense for the first time since 2017.

Michigan comes to Lincoln with a 2-1 record following a 63-3 dismantling of Central Michigan last Saturday in Ann Arbor. The Wolverines are ranked No. 21 in the AP poll and 20th in the coaches poll, and will be guided by interim head coach Biff Poggi on Saturday. Michigan is one of the Big Ten's top rushing teams, averaging 242.7 yards per game on the ground. The Wolverines are also stout against the run, allowing just 89.0 rushing yards per game.

This is the 14th meeting all-time between two of college football's historic powers. Saturday's meeting will be the fifth in Lincoln, with Michigan posting victories in the last two matchups at Memorial Stadium in 2021 and 2023.

THIS WEEK'S NUMBERS

2

Nebraska is one of two teams in the nation that rank in the top 10 in both passing efficiency and pass efficiency defense. The Huskers are second in pass efficiency defense and eighth in offensive pass efficiency. Indiana is the only other school to be in the top 10 in both categories.

20

Nebraska is the only team in the nation to not allow an opponent pass play of at least 20 yards. James Madison has allowed one 20-yard pass play in just two games, while every other FBS team has allowed at least three pass plays of 20 yards or more.

900

Nebraska and Michigan are two of eight schools that have won at least 900 games in the history of its program. Michigan ranks first nationally with 1,014 wins, with Nebraska eighth at 927 all-time victories.

2025 NEBRASKA FOOTBALL SCHEDULE

Aug. 28	vs. Cincinnati	ESPN	W, 20-17	Late INT seals Husker win in Kansas City
Sept. 6	Akron	BTN	W, 68-0	Nebraska's most lopsided win since 1986
Sept. 13	Houston Christian	FS1	W, 59-7	Huskers post back-to-back 50-point games
Sept. 20	#21 Michigan*	CBS	2:30 p.m.	Wolverines make 5th all-time trip to Lincoln
Oct. 4	Michigan State*	TBA	TBA	5 straight meetings decided by 5 or fewer points
Oct. 11	at Maryland*	TBA	TBA	NU's largest B1G road win was at Maryland in 2019
Oct. 17	at Minnesota*	FOX	7 p.m.	Nebraska's 2nd road game in 6 days
Oct. 25	Northwestern*	TBA	TBA	10 of 13 B1G matchups have been 1-score games
Nov. 1	USC*	TBA	TBA	Only team NU has played more than once & not beaten
Nov. 8	at UCLA*	TBA	TBA	Huskers seek first win at Rose Bowl since 1993
Nov. 22	at Penn State*	TBA	TBA	Matt Rhule returns to his alma mater
Nov. 28	Iowa*	CBS	11 a.m.	Huskers' 36th straight "Black Friday" game

All times Central; Home games in **bold**; *Big Ten Conference game

NEBRASKA

- **2025 Record:** 3-0
- **Last Game:** def. Houston Christian, 59-7
- **Streak:** Won 4
- **AP Rank:** Receiving Votes
- **Coaches Rank:** Receiving Votes
- **Head Coach:** Matt Rhule
- **Nebraska Record:** 15-13 (3rd year)
- **Collegiate Record:** 62-56 (10th year)
- **Record vs. Michigan:** 0-1

MICHIGAN

- **2025 Record:** 2-1
- **Last Game:** def. Central Michigan, 63-3
- **Streak:** Won 1
- **AP Rank:** 21
- **Coaches Rank:** 20
- **Interim Head Coach:** Biff Poggi
- **Career College Record:** 7-16
- **Head Coach:** Sherrone Moore
- **Michigan Record:** 9-6
- **Career Record:** Same

SERIES HISTORY

- **All-Time Series:** Michigan leads, 8-4-1
- **In Lincoln:** Michigan leads, 2-1-1
- **As Big Ten Foes:** Michigan leads, 5-2
- **Current Win Streak:** UM, four games
- **Last Meeting:** Michigan 45-7, 2023

TV INFORMATION



Play-by-Play: Brad Nessler
Analyst: Gary Danielson
Sidelines: Jenny Dell
Paramount +

HUSKERS RADIO NETWORK



Play-by-Play: Kyle Crooks
Analysis: Damon Benning
Sidelines: Jessica Coody
Pre/Post-Game: Matt Coatney,
Jessica Coody, Ben McLaughlin
& Jeremiah Sirles

Huskers.com & Huskers App

NEBRASKA VS. MICHIGAN (LAST FIVE MEETINGS)

DATE	OPPONENT	Rank NU/UM	RESULT	SCORE
11-9-2013	Ann Arbor	NR/NR	Win	17-13
9-22-2018	Ann Arbor	NR/19	Loss	10-56
10-9-2021	Lincoln	NR/9	Loss	29-32
11-12-2022	Ann Arbor	NR/3	Loss	3-34
9-30-2023	Lincoln	NR/2	Loss	7-45

LAST FIVE NEBRASKA BIG TEN OPENERS

DATE	OPPONENT	NEB RANK	OPP RANK	RESULT	SCORE
10/24/2020	at Ohio State	NR	5	Loss	17-52
8/28/2021	at Illinois	NR	NR	Loss	22-30
8/27/2022	vs. Northwestern*	NR	NR	Loss	28-31
8/31/2023	at Minnesota	NR	NR	Loss	10-13
9/20/2024	Illinois	22	24	Loss	24-31 (OT)

* Game played in Dublin, Ireland

HUSKERS-MICHIGAN MATCHES TWO HISTORIC PROGRAMS

Saturday's game is the 14th all-time meeting between Nebraska and Michigan with the Wolverines holding an 8-4-1 edge in the all-time series. Since Nebraska joined the Big Ten in 2011, Michigan holds a 5-2 edge in matchups between the teams.

- This week's meeting will be the fifth matchup in Lincoln. Michigan owns a 2-1-1 edge in games played in Lincoln, including victories in the past two games at Memorial Stadium in 2021 and 2023.
- This will be the fifth straight matchup, where Nebraska has faced a nationally ranked Wolverine team, including three games against top-10 Michigan squads.

NEBRASKA SET FOR BIG TEN OPENER

After completing non-conference play with a 3-0 record, Nebraska is set to open Big Ten Conference action on Saturday afternoon. Nebraska will be looking to pick up a win in its conference opener for the first time since a 2019 victory at Illinois.

- Since joining the Big Ten in 2011, Nebraska is 6-8 in Big Ten openers. Nebraska was last victorious in its Big Ten opener in 2019 when the Huskers won 42-38 at Illinois. This is the second time Nebraska has opened Big Ten play against Michigan, with the Wolverines winning the conference opener in Ann Arbor in 2018.
- Saturday's game marks the second consecutive year Nebraska has opened Big Ten play at home, but just the third time in the past nine seasons. The Huskers are 4-1 in Big Ten openers played at Memorial Stadium. The Huskers had a stretch of six straight Big Ten openers on the road from 2018 to 2023.

HUSKERS FACE FIRST RANKED OPPONENT OF 2025 SEASON

The Huskers' matchup with Michigan will mark the first of the 2025 season against a ranked opponent. The Wolverines are ranked 21st in this week's Associated Press Poll and 20th in the coaches poll.

- Nebraska was 0-3 against ranked opponents in 2024 and 0-2 in 2023. A year ago, Nebraska lost an overtime contest against a ranked Illinois team, lost by four points at eventual national champion Ohio State and suffered a loss at College Football Playoff qualifier Indiana.
- The Huskers will be looking for their first victory over a ranked opponent since a win over No. 22 Oregon in Lincoln in 2016.

HUSKERS FINISH NON-CONFERENCE PLAY UNBEATEN

Nebraska completed non-conference play with a perfect 3-0 record capped by a 59-7 victory over Houston Christian last Saturday. With the win, Nebraska completed non-conference play unbeaten for the second straight season and has won nine straight games against non-conference competition.

- Nebraska's nine-game win streak against non-conference competition is the longest by the Huskers since a 12-game win streak spanning the 1999 to 2001 seasons.
- Nebraska was also a perfect 3-0 in non-conference play in 2024, and defeated Boston College in the Pinstripe Bowl. Before last season, Nebraska's previous unbeaten non-conference season was in 2016.
- Overall, Nebraska has won four straight games, including the Pinstripe Bowl victory to cap the 2024 season. The four-game win streak is Nebraska's longest since an eight-game streak spanning the final game of 2015 and the first seven games in 2016.

BIG TEN STANDINGS

Place	Team	Overall	Big Ten
1.	Oregon	3-0	1-0
	USC	3-0	1-0
3.	Illinois	3-0	0-0
	Indiana	3-0	0-0
	Maryland	3-0	0-0
	Michigan State	3-0	0-0
	Nebraska	3-0	0-0
	Ohio State	3-0	0-0
	Penn State	3-0	0-0
	Rutgers	3-0	0-0
11.	Washington	2-0	0-0
12.	Wisconsin	2-1	0-0
	Iowa	2-1	0-0
	Michigan	2-1	0-0
	Minnesota	2-1	0-0
16.	UCLA	0-3	0-0
17.	Purdue	2-1	0-1
18.	Northwestern	1-2	0-1

PLAYER OF THE WEEK NOMINEES

OPP.	OFF.	DEF.	SPEC.	FROSH
CIN	Johnson	Hartzog	Cunanan	Wilson
AKR	Raiola	Singleton	Barney Jr.	Pietrzak
HCU	Key	Marshall	Cunanan	Lateef
MICH				
MSU				
MD				
MINN				
NU				
USC				
UCLA				
PSU				
IOWA				

Bold indicates winner

2025 HUSKER HONORS

JACORY BARNEY JR., SO., WR

- Paul Hornung Award Watch List

KEVIN GALLIC, SR., LS

- Patrick Mannelly Award Watch List

EMMETT JOHNSON, JR., RB

- Doak Walker Award Watch List

DANE KEY, SR., WR

- Senior Bowl Top 300 List

TEDDY PROCHAZKA, SR., OL

- Allstate Wuerffel Trophy Watch List
- Allstate AFCA Good Works Team Nominee

DYLAN RAIOLA, QB

- Maxwell Award Watch List
- Polynesian Player of the Year Watch List

LAST GAME

NEBRASKA 59, HOUSTON CHRISTIAN 7

TEAM STATS	HCU	NU
First Downs	11	30
Rushes-Yards	35-93	38-192
Passes	11-18-0	23-29-0
Passing Yards	67	362
Total Offense	160	554
3rd Downs	4-14	5-9
Turnovers	2	0
Penalties	9-70	4-45
Time of Possession	29:43	30:17

NU RUSHING LEADER

Emmett Johnson—13 carries, 78 yards, 2 TD
Kwinten Ives—12 carries, 85 yards, TD

NU PASSING LEADERS

Dylan Raiola—15-21-0, 222 yards, 2 TD
TJ Lateef—5-5-0, 126 yards, TD

NU RECEIVING LEADERS

Dane Key—4 receptions, 104 yards, TD
Cortez Mills—3 receptions, 98 yards, TD
Jacory Barney Jr.—3 receptions, 22 yards, TD

NU DEFENSIVE LEADERS

Rex Guthrie—6 tackles, TFL
Andrew Marshall—5 tackles, TFL
Riley Van Poppel—Sack, Fumble Caused
Williams Nwaneri—29-yard fumble return TD

NU SPECIAL TEAMS LEADERS

Kyle Cunanan—8-8 PAT, 1-1 FG
Isaiah Mozee—38-yard punt return

NOTING LAST GAME

- The Huskers scored 59 points after scoring 68 the previous week. It marked the first time Nebraska scored 50 points in back-to-back games since the final two games of the 2007 season (Kansas St., at Colorado).
- Nebraska had 554 yards of total offense, after posting 728 yards of offense against Akron. It was the first time Nebraska has had more than 500 yards in consecutive games since 2021 against Fordham (633 yards) and Buffalo (516 yards).
- Senior receiver **Dane Key** caught four passes for 104 yards and a 39-yard touchdown in the game, all before halftime. With his 104 receiving yards, Key increased his career receiving yardage total to 2,060 yards. It was his fourth career 100-yard receiving game.
- Key has caught a touchdown pass in all three games this season. The last Husker to have a touchdown reception in three consecutive games was tight end Thomas Fidone II in September of 2023.
- Defensive end **Williams Nwaneri** scored a second-quarter touchdown on a 29-yard fumble return. The fumble return TD was Nebraska's first since Deontai Williams had a 26-yard fumble return for a score against Penn State on Nov. 14, 2020.
- Sophomore **Jacory Barney Jr.** caught a nine-yard touchdown pass in the first quarter, marking his first career receiving touchdown.
- Running back **Kwinten Ives** set career highs in rushing and receiving. He rushed 12 times for 85 yards, while catching two passes for 36 yards. His previous highs were 34 rushing yards and seven receiving yards.

NEBRASKA TO HONOR 1995 NATIONAL CHAMPIONS

Nebraska will celebrate the 30th anniversary of Nebraska's 1995 national championship team this weekend in Lincoln. The group will hold a private reception on Friday night in Lincoln, and will be honored on the field at Saturday's game against Michigan.

- Coach Tom Osborne's 1995 Husker team is generally regarded as one of the greatest teams in college football history. On its way to a perfect 12-0 record, Nebraska won every game by at least 14 points, including nine victories by at least 37 points.
- Nebraska led the nation in rushing at nearly 400 yards per game and in scoring offense at 52.4 points per game. The Huskers defense ranked second in the nation in rushing defense and fourth in scoring defense.
- Nebraska defeated four ranked teams by an average of 30.8 points per game, and capped its perfect season with a 62-24 rout of No. 2 Florida in the Fiesta Bowl.

HUSKERS PRODUCE BACK-TO-BACK DOMINANT WINS

Nebraska capped non-conference play with a pair of dominant victories—68-0 over Akron on Sept. 6 and 59-7 over Houston Christian last Saturday.

- The 68-0 victory marked Nebraska's most lopsided win since a 70-0 shutout at Kansas in 1986. The back-to-back wins over better than 50 points marks the first time NU has had 50-plus margins in consecutive games since 2000 when NU defeated Texas Tech (56-3) and Baylor (59-0).
- The Huskers scored better than 50 points in consecutive games for the first time since the final two games of the 2007 season against Kansas State and at Colorado.
- Nebraska's 68 points against Akron were its most since a 73-7 victory over Idaho State in 2012.
- Against Akron, Nebraska posted its first shutout since a 33-0 victory over Arizona in the 2009 Holiday Bowl.
- The Huskers produced 728 yards of total offense against Akron. That total ranks as the eighth-most in school history and the most since posting 784 yards against FAU in 2014. Nebraska had 554 yards against Houston Christian marking the first time Nebraska has had back-to-back 500-yard games since the 2021 season (Fordham, Buffalo).
- Nebraska's 494 passing yards against Akron were the second-most in school history and the most since a school-record 519 passing yards against Kansas State in 2007. It was the 10th game with at least 400 passing yards in school history and the first since 2018 at Wisconsin.

OFFENSE SHOWING EFFICIENCY AND BALANCE

Nebraska has established itself as one of the nation's most efficient offenses in a 3-0 start to the 2025 season.

- Nebraska ranks in the top 10 nationally in scoring offense (49.0 ppg, 9th), passing offense (366.3 ypg, 5th) and total offense (545.0 ypg, 10th).
- Nebraska lead the nation in team completion percentage. Through three games, the Huskers have completed 88-of-111 passes for a 79.3 completion percentage, ahead of Miami's 78.1 completion percentage.
- The passing attack has been balanced through three games. A total of 17 receivers have caught passes through three games, including five players with at least nine receptions.
- Nebraska has thrown for better than 300 yards in back-to-back games against Akron and Houston Christian. That marks the first consecutive 300-yard passing games since 2018 against Purdue and at Wisconsin.
- The Huskers' play calling also has been balanced. Through three games the Huskers have 107 rushing attempts and 111 passing attempts.
- Nebraska produced a 300-yard passer (Raiola), a 100-yard rusher (Johnson) and a 100-yard receiver (Barney Jr.) against Akron. It marked the first time Nebraska has accomplished that trifecta since a 2022 game against Georgia Southern.
- Nebraska had 11 offensive plays that covered at least 20 yards in the victory over Akron and added six long plays against Houston Christian.

BLACKSHIRTS STIFLING OPPONENTS

The Nebraska Blackshirts posted their first shutout in 16 seasons against Akron on Sept. 6, continuing their recent dominant play. The defense backed that effort up by allowing just seven points in a victory over Houston Christian.

- Nebraska leads the nation in pass yards allowed per game at 66.0 per contest and also ranks in the top 10 nationally in total defense (202.0 ypg, 6th) and scoring defense (8.0 ppg, 7th).
- The Huskers have held each of their first three opponents to less than 70 yards passing, including Cincinnati (69 yards), Akron (62) and Houston Christian (67). It marks the first time Nebraska has held three straight opponents to fewer than 100 passing yards since the first four games of the 1990 seasons, when the Huskers held their first four opponents below the century mark in passing yards.
- The 50.0 percent opponent completion rate is the seventh-best in the country.
- Nebraska has not allowed a pass play of 20 yards or more this season—the only team in the country yet to allow a 20-yard pass. James Madison has allowed one 20-yard pass in two games, while every other FBS team has allowed at least three 20-yard passes in 2025.
- Both Houston Christian and Akron were held to less than 200 yards. It marks the first time Nebraska held an opponent to less than 200 yards in consecutive games since 2017.
- Under Head Coach Matt Rhule, Nebraska has held opponents to 14 or fewer points 16 times in 28 games.
- Nebraska's five most recent opponents have found scoring extremely difficult. In the first half of the past five games, Nebraska has not allowed a touchdown and has allowed just five combined points (Houston Christian, 0; Akron, 0; Cincinnati, 3; Boston College, 2; Iowa, 0).
- Houston Christian scored on a rushing touchdown in the third quarter, ending a streak of eight straight games at Memorial Stadium Nebraska had not allowed a rushing touchdown.

RAIOLA IN YEAR TWO AS STARTING QUARTERBACK

Dylan Raiola has started all 16 games of his Nebraska career. In 2024, he guided the Huskers to a 7-6 record while becoming the first true freshman quarterback in school history to win a bowl game. Raiola has opened the 2025 season in impressive form. He has completed 72-of-94 passes for 829 yards and eight touchdowns. Raiola had a career-best 364 passing yards and a career-high four touchdowns against Akron, and has topped 200 passing yards in all three games.

- Raiola completed his first nine passes against the Zips after completing his final 11 against Cincinnati. The 20 consecutive completions are a Nebraska record, bettering the previous record of 15 straight by Dave Humm against Kansas in 1974.
- Raiola has completed 76.6 percent of his passes and better than 70 percent in each of the first two games. His completion percentage ranks fourth nationally. He has completed better than 70 percent of his passes in nine of 16 career games, including six of the past seven contests.
- Raiola's 364 passing yards against Akron bettered his previous career high of 297 yards against Illinois in 2024. It was the most passing yards by a Husker since Adrian Martinez threw for 384 yards at Wisconsin in 2018.
- The four passing touchdowns against Akron surpassed his previous high of three touchdowns last season against Illinois. It was the first time a Husker quarterback had four passing touchdowns since Ryker Fyfe had four at Purdue in 2015.
- Raiola's 33 completions against Cincinnati in the season opener were the fourth-most in school history and just three shy of the school record. His 78.6 completion percentage was the best of his college career.
- With 829 passing yards this season, Raiola increased his career total to 3,648 yards, moving him into ninth place on the Nebraska career passing list.

2025 OFFENSE GAME-BY-GAME

RUSHING					
GAME	ATT.	YDS.	TD	LONG	
CIN	36	110	0	16	
AKR	33	234	5	47	
HCU	38	192	4	20	
MICH					
MSU					
MD					
MINN					
NU					
USC					
UCLA					
PSU					
IOWA					

PASSING					
GAME	COM-ATT-INT	YDS	TD	LG	SACKS
CIN	33-42-0	243	2	24	3-10
AKR	32-40-0	494	4	39	0-0
HCU	23-29-0	362	3	62	0-0
MICH					
MSU					
MD					
MINN					
NU					
USC					
UCLA					
PSU					
IOWA					

2025 DEFENSE GAME-BY-GAME

RUSHING DEFENSE					
GAME	ATT.	YDS.	TD	LONG	
CIN	30	202	2	29	
AKR	36	113	0	25	
HCU	35	93	1	45	
MICH					
MSU					
MD					
MINN					
NU					
USC					
UCLA					
PSU					
IOWA					

PASSING DEFENSE					
GAME	COM-ATT-INT	YDS	TD	LG	SACKS
CIN	13-25-1	69	0	14	0-0
AKR	9-23-0	62	0	19	2-12
HCU	11-18-0	67	0	10	3-29
MICH					
MSU					
MD					
MINN					
NU					
USC					
UCLA					
PSU					
IOWA					

SACKS/TFL				
GAME	SACKS	YARDS	TFL	YARDS
CIN	0	0	2	7
AKR	2	12	9	27
HCU	3	29	8	42
MICH				
MSU				
MD				
MINN				
NU				
USC				
UCLA				
PSU				
IOWA				

FBS COMPLETION PERCENTAGE LEADERS				
RK.	PLAYER	SCHOOL	ATT-COMP-INT	PCT.
1.	Carson Beck	Miami	65-82-2	79.3
2.	Julian Sayin	Ohio State	56-71-3	78.9
3.	Dante Moore	Oregon	50-64-1	78.1
4.	Dylan Raiola	Nebraska	72-94-0	76.6
5.	Beau Pribula	Missouri	68-89-1	76.4

MOST PASSING YARDS BY A BIG TEN TRUE FRESHMAN (SINCE 2000)				
RK.	PLAYER	SCHOOL	YEAR	YARDS
1.	Christian Hackenberg	Penn St.	2013	2,955
2.	Dylan Raiola	Nebraska	2024	2,819
3.	Chad Henne	Michigan	2004	2,743
4.	Adrian Martinez	Nebraska	2018	2,617

NEBRASKA UNDER RHULE

Overall	15-13
vs. AP Ranked Teams.....	0-6
vs. AP Top-10 Teams	0-2
vs. Unranked Teams.....	14-7
Home.....	11-5
Road	2-8
Neutral.....	2-0
In August	2-1
In September.....	7-3
In October	4-2
In November	1-7
In December.....	1-0
In January	0-0
Individual Has 100+ Rushing Yards	4-1
Individual Has 100+ Receiving Yards.....	3-0
When Rushing for 200 or More Yards.....	4-1
When Rushing for 300 or More Yards.....	1-0
When Passing for 200 or More Yards	8-3
When Passing for 300 or More Yards	2-0
When Scoring 30 or More Points	7-0
When Scoring 40 or More Points	4-0
When Allowing 10 or Fewer Points	9-0
When Allowing 20 or Fewer Points	14-5
When Committing Zero Turnovers	5-0
When Winning Turnover Margin	8-1
When Scoring First	12-3
When Leading at Halftime.....	13-3
When Trailing at Halftime	0-8
When Tied at Halftime	2-2
Games Decided by 11 Points or More	11-3
Games Decided by 10 Points or Less.....	4-10
Games Decided by 7 Points or Less.....	3-9
Games Decided by 3 Points or Less.....	1-5
Overtime Games	0-2

RHULE'S COLLEGE CAREER

Overall	62-56
vs. AP Ranked Teams.....	3-24
vs. AP Top-10 Teams	0-11
vs. Unranked Teams.....	58-34
Home.....	36-23
Road	22-29
Neutral.....	4-4
In August	4-2
In September.....	20-16
In October	19-14
In November	15-20
In December.....	4-3
In January	0-1
Individual Has 100+ Rushing Yards	24-3
Individual Has 100+ Receiving Yards.....	21-12
When Rushing for 200 or More Yards.....	25-6
When Rushing for 300 or More Yards.....	4-0
When Passing for 200 or More Yards	39-34
When Passing for 300 or More Yards	15-14
When Scoring 30 or More Points	34-5
When Scoring 40 or More Points	17-3
When Allowing 10 or Fewer Points	27-0
When Allowing 20 or Fewer Points	44-6
When Committing Zero Turnovers	27-7
When Winning Turnover Margin	36-6
When Scoring First.....	44-17
When Leading at Halftime.....	49-11
When Trailing at Halftime	9-40
When Tied at Halftime	4-5
Games Decided by 11 Points or More	44-24
Games Decided by 10 Points or Less.....	18-32
Games Decided by 7 Points or Less.....	12-27
Games Decided by 3 Points or Less.....	7-13
Overtime Games	2-3

- Raiola threw for 2,819 yards and 13 touchdowns in 2024 with a 67.1 completion percentage. His completion percentage and passing yardage were both NU freshman records. Overall, Raiola ranked third in school history in season completion percentage and seventh in passing yards.
- Nationally, Raiola ranked 13th in completion percentage among all FBS quarterbacks in 2024, and he led all FBS freshmen in completion percentage. Raiola also led all true freshmen and ranked third overall among all freshmen in passing yards.
- Raiola's 2,819 passing yards were the most by a true freshman Big Ten quarterback since 2013 and marked the second-best passing season by a Big Ten true freshman this century.

JOHNSON THRIVING IN HUSKER BACKFIELD

Junior running back **Emmett Johnson** has been one of the Big Ten's most productive backs over the past seven games since Dana Holgorsen became Nebraska's play-caller. Johnson had a career-high 140 rushing yards against Akron in week two. Johnson also reached the end zone a career-best three times, including two rushing touchdowns and a touchdown catch. He added a pair of rushing touchdowns against Houston Christian.

- Johnson posted back-to-back 100-yard rushing games to open the season (140 vs. Akron, 108 vs. Cincinnati). Johnson is the first Husker to rush for 100 yards in back-to-back games since Anthony Grant topped the century mark in each of the first three games of the 2022 season.
- Johnson had a career-long 47-yard touchdown run to open the scoring against Akron. That bettered his previous career long of 42 yards against UTEP last season. Johnson added a 36-yard run in the second quarter and had 134 of his rushing yards before halftime.
- Johnson ranks 10th nationally with 108.7 rushing yards per game and 14th nationally in yards from scrimmage at 122.3 yards per game.
- Johnson took over the lead back role in the final four games last season when Holgorsen joined the Nebraska staff. Over the last seven games, Johnson averages 121.5 yards from scrimmage per game, including 91.4 rushing yards and 30.1 receiving yards per game. He averages 5.7 yards per carry in that stretch.

SIX CAPTAINS SELECTED TO LEAD 2025 HUSKERS

Nebraska elected six season captains for the 2025 season. This marks the first time in Coach Matt Rhule's three seasons that Nebraska has selected season-long captains. The group includes five senior veterans along with sophomore quarterback **Dylan Raiola**.

- Raiola has started all 16 games in his Nebraska career and surpassed 3,000 career passing yards in the season opener against Cincinnati. He is just the third sophomore to serve as a season captain for Nebraska in the modern era.
- Senior guard **Henry Lutovsky** has made 18 career starts for the Huskers, playing both guard positions in his career. Lutovsky started 11 games last season.
- Kentucky transfer **Dane Key** is one of the nation's most productive returning receivers. In his first year with the Huskers, Key has 38 career collegiate starts and, 139 career receptions and surpassed 2,000 career receiving yards against Houston Christian.
- Fifth-year senior **Marques Buford Jr.** has spent his entire career at Nebraska. Buford has played in 43 career games with 29 starts and has spent time at both safety and cornerback in his career.
- Senior rover **DeShon Singleton** is in his fourth year in the program. Singleton has made 21 career starts for the Huskers, including all 17 games the past two years, and has 105 career tackles.
- Cornerback **Ceyair Wright** is in his second season at Nebraska after transferring from USC. Wright has 26 career starts, including 11 at Nebraska, and has three career interceptions.

HUSKER SPECIAL TEAMS MAKE MARK

Nebraska has shown improved special teams in 2025, highlighted by a strong punt return effort against Akron.

- Nebraska had 92 punt return yards against Akron, including four returns for 87 yards by **Jacory Barney Jr.** The 92 punt return yards in that game alone bettered Nebraska's punt return totals for each of the past four seasons. As a team, Nebraska had 73 yards in 2024, 48 yards in 2023, 66 punt return yards in 2022 and 27 total punt return yards in 2021. Through three games, Nebraska has eight punt returns for 133 yards, and ranks 15th nationally averaging 16.6 yards per return.
- Barney's 87 punt return yards vs. Akron were the most by a Husker since De'Mornay Pierson-El had 134 punt return yards at Iowa in 2014. His 39-yard punt return in the third quarter was the longest by a Husker since JD Spielman had a 76-yard punt return against South Alabama in 2019.
- Place-kicker **Kyle Cunanan** is a perfect 4-of-4 on field goals on the year, including a career-long 52-yarder against Cincinnati. Cunanan also has six touchbacks on 11 kickoffs.
- Freshman punter **Archie Wilson** downed three of his four punts against Cincinnati inside the 20-yard line. He has not punted in the past two games and Nebraska has not allowed a punt return.
- The Huskers blocked their first kick of the season against Akron with defensive tackle **Riley Van Poppel** blocking a third-quarter Akron field goal attempt.

MATT RHULE COACHING RECORD IN FIRST THREE SEASONS

SCHOOL	YEAR 1	YEAR 2	YEAR 3
Temple	2-10	6-6	10-4
Baylor	1-11	7-6	11-3
Nebraska	5-7	7-6	3-0

MATT RHULE IN THIRD SEASON LEADING HUSKER PROGRAM

Matt Rhule is in his third season at Nebraska in 2025. He owns a 62-56 record in his 10 seasons as a college head coach, including 15-13 at Nebraska. He took on a rebuilding project in each of his three college stops and excluding his first year at each school, Rhule boasts a 54-28 record.

- Year three has proven to be a breakthrough year for Rhule. At both of his previous college stops (Temple and Baylor), Rhule led his team to the conference championship game in his third season.
- In his third season at Temple in 2016, the Owls went 10-4 and played for the American Athletic Conference championship.
- In his third season at Baylor in 2019, the Bears were 11-3 and played for the Big 12 title.
- In his second season at Nebraska in 2024, Rhule guided the Huskers to their first winning record in eight years and first bowl win in nine years.
- Rhule posted an 8-28 combined record in his first seasons at Temple, Baylor and Nebraska. In year two at those three schools, that record improved to 20-18. In his third season at Temple and Baylor, Rhule's teams posted a combined 21-7 record.
- Rhule has matched or improved his previous season's win total every year of his college coaching career. Temple went from two wins in his first season to six wins in his second season and 10 wins in both his third and fourth seasons. Baylor went from one win in Rhule's first season to seven wins in year two and 11 wins in year three. Rhule led Nebraska to a five-win season in 2023 and a seven-win campaign in 2024.

RHULE WIN INCREASE FROM SEASON 2 TO SEASON 3

- » Baylor: +4 (11 wins)
- » Temple: +4 (10 wins)

HOLGORSSEN COORDINATING HUSKER OFFENSE

Dana Holgorsen is in his first full season as Nebraska's offensive coordinator in 2025 after he coordinated the offense and called the plays for the final four games last season.

- Holgorsen boasts six full seasons of experience as an offensive coordinator at Texas Tech, Houston and Oklahoma State. In six full seasons as a coordinator, Holgorsen's offenses have averaged 402.2 passing yards per game, 524.9 total yards per game and 40.7 points per game.
- The offenses Holgorsen has coordinated have an average national finish of second in passing, third in total offense and sixth in scoring. He was the coordinator for two of the top four passing seasons in FBS history (2007 at Texas Tech and 2009 at Houston).
- Quarterbacks have thrived in Holgorsen-coached offenses. Holgorsen coached the all-time FBS leader in touchdown passes and total offense (Houston's Case Keenum) along with the FBS season record holder in completions (Texas Tech's Graham Harrell). Since Holgorsen took over the Husker offense in the final four games last season, Dylan Raiola has completed 73.7 percent of his passes, and at least 70 percent of his passes in six of seven games.
- In addition to his experience as an offensive coordinator, Holgorsen has also been a successful head coach. He won 92 games in 13 seasons at West Virginia and Houston. Holgorsen is second in coaching victories at West Virginia and fifth at Houston.

INDIVIDUALS IN HOLGORSSEN'S 19 YEARS AS A HEAD COACH OR OFFENSIVE COORDINATOR

- » 3,000-yard passing seasons: 15
- » 1,000-yard receiving seasons: 18
- » 4,000-yard passing seasons: 9
- » 1,000-yard rushing seasons: 6
- » 5,000-yard passing seasons: 3

DANA HOLGORSSEN'S NATIONAL RANKS AS AN OFFENSIVE COORDINATOR

YEAR	SCHOOL	YPG	RANK	PPG	RANK
2010	Oklahoma State	549.9	3rd	48.7	2nd
2009	Houston	563.4	1st	42.2	1st
2008	Houston	562.8	2nd	40.6	10th
2007	Texas Tech	529.6	2nd	40.9	7th
2006	Texas Tech	447.8	6th	32.5	13th
2005	Texas Tech*	495.8	6th	39.4	4th
6-SEASON AVERAGE		524.9	3rd	40.7	6th

*co-offensive coordinator

NEBRASKA FOOTBALL FACTS

HISTORY

Season of Football.....	136th
All-Time Games Played	1,397
National Ranking in All-Time Wins	8th
All-Time Bowl Appearances	54
National Ranking in Bowl Appearances	9th

CHAMPIONSHIPS

National Championships	5
Back-to-Back National Championships	2
Undefeated Seasons	11
Perfect Seasons	9
Conference Championships	46

RECORD BREAKDOWN

All-Time Record	927-430-40
All-Time Bowl Record	27-27
Home Games	566-175-20
Memorial Stadium	439-152-13
Record in August	16-3-0
Record in September	189-56-6
Record in October	371-154-19
Record in November	311-181-15
Record in December	25-15-0
Record in January	14-21-0
Record in February	1-0-0
In Overtime	8-9
At Night	109-50-3
When Scoring 35+ Points	381-11
When Allowing 10 Points or Less	587-47-29
vs. Big Ten Teams	133-136-9
» In Big Ten Play (since 2011)	53-68
» Home	29-30
» Away	24-36
» Neutral	0-2
vs. Ranked Teams	106-148-3
» Home	52-50-0
» Away	28-70-3
» Neutral	26-28-0
» vs. No. 1 Team	1-10-0
» as No. 1 Team	46-7-1

STREAKS

Consecutive Games Scoring a Point	367
Consecutive Home Games Scoring a Point	375
Consecutive Home Sellouts	405
Record in Sellout Streak	328-77
» vs. Ranked Teams	47-40

INDIVIDUAL HONORS

College Football Hall of Fame Players	20
College Football Hall of Fame Coaches	7
First-Team All-Americans	110
Unanimous All-Americans	54
Academic All-Americans*	108
NCAA Impact Award Winners*	9
Heisman Trophy Winners	3
Walter Camp Award Winners	3
Maxwell Trophy Winners	1
Outland Trophy Winners*	9
Lombardi Trophy Winners	5
Butkus Award Winners	1
Johnny Unitas Golden Arm Award Winners	1
Davey O'Brien Award Winners	1
Rimington Award Winners	1
Bednarik Award Winners	1
Nagurski Trophy Winners	1
Retired Jerseys	25
First-Team All-Conference Selections	520

*Total leads the nation

CHARTING THE HUSKERS

ALL-TIME WINS

RK.	SCHOOL	WINS
1.	Michigan	1,014
2.	Ohio State	981
3.	Alabama	976
4.	Texas	963
5.	Notre Dame	962
6.	Oklahoma	953
7.	Penn State	946
8.	Nebraska	927

CONFERENCE TITLES

RK.	SCHOOL	TITLES
1.	Oklahoma	50
2.	Nebraska	46
3.	Michigan	45

AP NATIONAL TITLES

RK.	SCHOOL	TITLES
1.	Alabama	12
2.	Notre Dame	8
3.	Oklahoma	7
4.	Ohio State	6
5.	Miami	5
	USC	5
t-7.	Nebraska	4

COACHES POLL NATIONAL TITLES

RK.	SCHOOL	TITLES
1.	Alabama	11
2.	Oklahoma	6
3.	USC	5
	Ohio State	5
t-5.	Nebraska	4

BOWL APPEARANCES

RK.	SCHOOL	APP.
1.	Alabama	72
2.	Texas	60
3.	Georgia	59
4.	Oklahoma	58
	Tennessee	58
6.	USC	57
7.	LSU	55
	Ohio State	55
t-9.	Nebraska	54

HEISMAN TROPHY WINNERS

RK.	SCHOOL	WINNERS
1.	Notre Dame	7
	Ohio State	7
	Oklahoma	7
	USC	7
5.	Alabama	4
t-6.	Nebraska	3

NFL DRAFT PICKS

RK.	SCHOOL	PICKS
1.	Notre Dame	538
2.	USC	534
3.	Ohio State	503
4.	Michigan	421
5.	Oklahoma	419
6.	Alabama	418
7.	Penn State	394
8.	LSU	388
9.	Georgia	392
10.	Florida	381
11.	Texas	380
12.	Nebraska	370

TEAMS IN THE TOP 20 IN RUSHING, SCORING & TOTAL DEFENSE IN 2023 & 2024

- Michigan
- Nebraska

- Ohio State
- Penn State

BUTLER TAKES OVER AS LEADER OF BLACKSHIRT DEFENSE

John Butler is in his first season as Nebraska's defensive coordinator in 2025 after he served as the Huskers' defensive backs coach in his first year on staff in 2024. In four games as Nebraska's defensive coordinator, Nebraska has allowed a total of 39 points, no passing touchdowns and posted its first shutout in 16 years.

- Butler served as Nebraska's defensive coordinator for the 2024 Pinstripe Bowl. NU limited Boston College to 15 points, allowing only one scoring drive longer than two yards.
- Butler helped Nebraska rank in the top 20 nationally in rushing defense, total defense and scoring defense in 2024. His defensive backs helped the Huskers record their most interceptions (11) in eight seasons.
- Butler, who was Penn State's defensive coordinator in 2013, boasts a decade of experience in the National Football League. In his 10 years in the NFL, he helped his teams win six division titles.
- Butler coached the Buffalo Bills defensive backs for five seasons from 2018 to 2023. In those five seasons, the Bills allowed the fewest passing yards in the NFL.
- Previously he spent four seasons coaching the secondary for the Houston Texans. The Texans ranked in the top three in the NFL in pass defense twice in his four seasons.

EKELER LEADS HUSKER SPECIAL TEAMS

Mike Ekeler is in his first season as Nebraska's special teams coordinator in 2025. Ekeler, who coached the Husker linebackers from 2008 to 2010, served as Tennessee's special teams coordinator from 2021 to 2024.

- Ekeler brought a wealth of experience to the Husker sideline, as he has coached in every power conference (ACC, Big Ten, Big 12, Pac-12 and SEC) while serving on staffs at six of the 12 winning programs in college football history (Oklahoma, Nebraska, Georgia, Tennessee, USC and LSU).
- Tennessee led the nation in punt return yards and percentage of punts downed inside the opponent's 10-yard line over the course of Ekeler's four-year tenure.
- Ekeler's special teams units were routinely ranked in the top 25 during his time in Knoxville. In Ekeler's four seasons, Tennessee finished in the top 25 nationally in punt returns (2021, 2022, 2023, 2024), punt return defense (2021, 2022, 2023), net punting (2021, 2023), kickoff returns (2021), blocked punts (2021, 2023, 2024) and blocked kicks (2023).
- Ekeler has been a winner in his college coaching career. He has won 10 bowl games in his 20 years at a Power Four program. His teams have played for the national title three times, and he was a member of LSU's 2007 national championship team. In his first stint at Nebraska, Ekeler helped the Huskers to a pair of appearances in the Big 12 Championship Game in three seasons.

HUSKERS POSSESS VETERAN OFFENSIVE LINE

The most experienced unit on the Nebraska team is the offensive line. Husker offensive linemen had combined to play in 227 career games with 123 career starts entering this season. Seven Husker offensive linemen have started at least 12 games in their career, all at Power Four schools.

- According to research compiled by Clemson, Nebraska's 227 combined games played by offensive linemen ranked as the 10th-most in the country entering the 2025 season.
- **Turner Corcoran** has started 35 games for the Huskers with 30 starts at left tackle, three starts at left guard and two starts at right tackle. Corcoran had started 30 consecutive games at one point before suffering season-ending injuries during both the 2023 and 2024 seasons.
- Notre Dame transfer **Rocco Spindler** played in 41 games with 24 starts at right guard in his Irish career, and has started all three games in 2025. He has played in more games than any other Husker offensive lineman.
- **Justin Evans** has started 21 games at Nebraska, including 16 starts at left guard, four starts at center and one start as a sixth offensive lineman. He is anchoring the 2025 line at center.
- **Henry Lutovsky** has made 18 starts in his Husker career, 15 at right guard and three this season at left guard.
- **Teddy Prochazka** has started 14 games for Nebraska, including 11 at left tackle. Prochazka returned after missing the entire 2024 season due to injury, and has started the first three games at right tackle.
- **Gunnar Gottula** has started 12 games at left tackle, nine last season as a redshirt freshman and the first three games in 2025.
- Alabama transfer **Elijah Pritchett** started 12 games with the Crimson Tide. He started 11 games at right tackle in 2024 and one at left tackle.

2025 NEBRASKA FIRST-YEAR TRANSFERS

FBS TRANSFERS

PLAYER	POS.	SCHOOL(S)	GAMES	STARTS
Marques Watson-Trent	LB	Georgia Southern	52	39
Rocco Spindler	OL	Notre Dame	43	26
Dane Key	WR	Kentucky	41	28
Dasan McCullough	LB	Indiana/Oklahoma	32	15
Elijah Pritchett	OL	Alabama	32	11
Nyziah Hunter	WR	Cal	15	11
Williams Nwaneri	DL	Missouri	7	0
Justyn Rhett	DB	Georgia	5	0
Marcos Davila	QB	Purdue	2	0
Gabe Moore	DL	Mississippi St.	2	0
10 FBS transfers			231	140

FCS TRANSFERS

PLAYER	POS.	SCHOOL	GAMES	STARTS
Kevin Gallic	LS	New Hampshire	39	3
Andrew Marshall	DB	Idaho	29	17
Jaylen George	DL	East Tennessee St.	26	23
Jamir Conn	DB	Southern Illinois	26	11
Kyle Cunanan	PK	Charlotte	18	16
5 FCS transfers			138	70

TRANSFERS ADD EXPERIENCE & PRODUCTION TO HUSKER ROSTER

During the offseason, Nebraska added 36 newcomers to its roster. That number includes a freshman class of 21, and 15 first-year transfers add experience to the roster.

- Ten transfers came from FBS programs while five came from the FCS. Of the 10 FBS transfers, eight came from Power Four programs: Alabama, Georgia, Kentucky, Mississippi State, Missouri, Notre Dame, Oklahoma and Purdue.
- The transfers have immediately made their mark with eight earning starts in 2025.
- **Marques Watson-Trent** spent five seasons at Georgia Southern. He has played in 52 career games with 39 starts, making Watson-Trent the most experienced player on the Husker roster in terms of starts and games played. He has made two starts this season and has six tackles and a sack. The 2024 Sun Belt Conference Defensive Player of the Year, Watson-Trent ranks second among all active FBS players with 371 career tackles.

ACTIVE FBS CAREER TACKLE LEADERS

RK.	PLAYER	SCHOOL	POSITION	TACKLES
1.	Jason Henderson	Old Dominion	LB	444
2.	Marques Watson-Trent	Nebraska	LB	371
3.	CJ Brown	Sam Houston State	LB	301

- **Dane Key** started 36 games at Kentucky, and is NU's most experienced receiver. In his first start with the Huskers, Key had six catches for 51 yards and a fourth-quarter touchdown against Cincinnati. He has added TDs in each of the past two games and topped 100 yards against HCU. Key has 139 career receptions for 2,060 yards and 17 touchdowns. He is in receiving yards among active FBS players.
- **Nyziah Hunter** adds further experience to the wide receiver position as he caught 40 passes for 578 yards and five touchdowns for Cal in 2024. He had six receptions for a team-high 65 yards and a touchdown in his Nebraska debut against Cincinnati and had four catches for 82 yards, all in the first half, against Akron.
- Together, Key and Hunter have a combined 190 career receptions for 2,801 yards and 23 touchdowns.
- **Rocco Spindler** and **Elijah Pritchett** joined Nebraska's offensive line after each was a starter for top-25 programs. Spindler started 23 games over four seasons at Notre Dame. Pritchett started 11 games at Alabama in 2024 and played in 29 games over his three years with the Crimson Tide.
- **Dasan McCullough** played in 12 games with four starts as a freshman at Indiana in 2022 and then appeared in 17 games with eight starts as an Oklahoma Sooner in 2023 and 2024. McCullough has 102 career tackles with 12.5 tackles for loss and 4.0 sacks. He has seven tackles and a sack in 2025.
- Nebraska added two FCS transfers to the secondary in **Jamir Conn** and **Andrew Marshall**. Conn played in 23 games with 11 starts over two seasons at Southern Illinois, registering 68 tackles with nine pass breakups and 4.5 TFLs. Marshall was a first-team All-Big Sky cornerback at Idaho in 2024. He started 14 games in two seasons with the Vandals, and has started all three games in 2025.
- On the defensive line, **Jaylen George** spent three seasons at East Tennessee State, starting 23 games and totaling 54 tackles, 9.5 tackles for loss and 3.0 sacks.
- Nebraska also went to the FCS level to bolster its special teams units. **Kevin Gallic** is NU's long snapper after handling those duties for New Hampshire the past three seasons. Place-kicker **Kyle Cunanan** made 14-of-20 field goals over two seasons at Charlotte, and has connected on his first four attempts with the Huskers, including a career-long 52-yarder against Cincinnati.

CHARTING THE HUSKERS

CONSECUTIVE HOME SELLOUTS

RK.	SCHOOL	SELLOUTS
1.	Nebraska	406
2.	Oklahoma	161

NATIONAL TITLES SINCE 1970

RK.	SCHOOL	TITLES
1.	Alabama	12
2.	Nebraska	5
	Miami	5

WINS SINCE 1970

RK.	SCHOOL	WINS
1.	Ohio State	527
2.	Oklahoma	518
3.	Alabama	513
4.	Georgia	498
5.	Michigan	497
6.	Penn State	494
7.	Nebraska	493

9-WIN SEASONS

RK.	SCHOOL	SEASONS
1.	Alabama	55
2.	Nebraska	50
	Oklahoma	50

10-WIN SEASONS

RK.	SCHOOL	SEASONS
1.	Alabama	43
	Oklahoma	43
3.	Michigan	32
	Ohio State	32
5.	Nebraska	27

WEEKS RANKED IN AP POLL

RK.	SCHOOL	WEEKS
1.	Ohio State	1,003
2.	Michigan	931
3.	Oklahoma	909
4.	Alabama	894
	Notre Dame	894
6.	USC	820
7.	Texas	794
8.	Nebraska	732
9.	Penn State	715

WEEKS RANKED NO. 1 IN AP POLL

RK.	SCHOOL	WEEKS
1.	Alabama	141
2.	Ohio State	109
3.	Oklahoma	101
4.	Notre Dame	98
5.	USC	91
6.	Florida State	72
7.	Nebraska	70
8.	Miami	68

WATCH LIST HUSKERS

Several Huskers were named to preseason watch lists. The offensive side of the ball was particularly well represented with five players earning preseason recognition.

- **Jacory Barney Jr.** was named to the Paul Hornung Award watch list, which is presented annually to the most versatile player in major college football. Barney led Nebraska with 55 catches in 2024, tying the Nebraska freshman receptions record, while totaling 447 receiving yards. He also led Nebraska in kickoff return yards and ranked second on the team in punt return yards, all-purpose yards and rushing touchdowns.
- **Emmett Johnson** was named to the Doak Walker Award watch list, an annual award presented to the nation's most outstanding college running back. Johnson led Nebraska with 884 scrimmage yards last season, including ranking second on the team with 598 rushing yards. He also caught 39 passes for 286 yards. Over the final four games of the season, Johnson averaged 121.0 scrimmage yards per game.
- **Dylan Raiola** was named to the Maxwell Award watch list, an award presented annually to the College Player of the Year, and was on the Polynesian Player of the Year watch list. Raiola was a semifinalist for the Shaun Alexander Freshman of the Year award in 2024, when he set Nebraska freshman records in passing yards (2,819) and completion percentage (67.1).
- **Teddy Prochazka** was named to the Allstate Wuerffel Trophy watch list and was a nominee for the Allstate Good Works team. The Wuerffel trophy honors student-athletes who are inspired to serve others and make positive impacts on society. The Good Works Team recognizes players for their commitment to community service and leadership beyond the gridiron. Prochazka is one of the most active Huskers in the community, as he participated in more than 45 community events during the 2024-25 academic year.
- **Dane Key**, a first-year transfer from Kentucky, was named to the 2026 Senior Bowl Top 300 list. Key caught 126 passes for 1,870 yards and 14 touchdowns as a Wildcat from 2022 to 2024.
- **Kevin Gallic**, a first-year transfer from FCS New Hampshire, was named to the watch list for the Patrick Mannelly Long Snapper Award, presented annually to the nation's top long snapper.

SINGLE-DIGIT NUMBERS AWARDED THROUGH TEAM VOTE

For the third straight season, single-digit jersey numbers were awarded to the players who best represent what it means to be a Husker. The single-digit honorees were chosen through a players-only vote and the players then got to choose which single-digit number they wanted.

- The tradition of single-digit numbers being reserved for the chosen few dates back to Rhule's time at Temple.

"I got really tired of having a guy in my program who was there for three years, four years, really busted his tail and represented the program the right way, and he finally gets to be a senior and wants to wear a single digit, he's earned it...and invariably coaches give [a recruit] a single digit to get him to come there. It never felt right to me. It should be something earned. It's really just who do we want our players to say 'this is a guy who represents everything it means to be a Husker. He's tough, he's hard working, he's competitive'. It's not a popularity contest, it's an opportunity for our team to say these are the guys that embody everything it means to be a Husker."

- The 10 players listed below were selected by their teammates to be worthy of having a single-digit number this season. **Marques Buford Jr.**, **Malcolm Hartzog Jr.** are wearing a single-digit number for the second straight year while senior defensive back **DeShon Singleton** is in No. 8 for a third straight year. The other seven players earned a single-digit for the first time.

NEBRASKA SINGLE-DIGIT JERSEY PLAYERS

- | | |
|---------------------------------|----------------------------------|
| » No. 0 Javin Wright, LB | » No. 5 Riley Van Poppel, DL |
| » No. 1 Ceyair Wright, DB | » No. 6 Dane Key, WR |
| » No. 2 Jacory Barney Jr., WR | » No. 7 Malcolm Hartzog Jr., DB* |
| » No. 3 Marques Buford Jr., DB* | » No. 8 DeShon Singleton, DB* |
| » No. 4 Janiran Bonner, WR | » No. 9 Vincent Shavers Jr., LB |

**also wore a single-digit jersey during the 2024 season*

12 PLAYING 2025 SEASON AS COLLEGE GRADUATES

A dozen Huskers are playing this season as college graduates, including nine players who earned their degrees from Nebraska and three players who joined the Husker program as graduate transfers. Seven additional Huskers are on track to earn their degrees in December.

NEBRASKA GRADUATES

- | | |
|----------------------|------------------------|
| » Michael Booker III | » Elijah Jeudy |
| » Derek Branch | » Henry Lutovsky |
| » Marques Buford Jr. | » Teddy Prochazka |
| » Turner Corcoran | » Rocco Spindler |
| » Heinrich Haarberg | » Marques Watson-Trent |
| » Jalyn Gramstad | » Javin Wright |

NOTES FROM NEBRASKA'S 2024 SEASON

Nebraska finished with a 7-6 record under Matt Rhule in 2024. Five of the six losses came in one-possession games, including a four-point road loss at eventual national champion Ohio State. Nebraska posted the program's most wins and first winning record in eight seasons.

- The Huskers made a bowl game for the first time in eight seasons and won a bowl game for the first time in nine seasons.
- Nebraska went undefeated (4-0) against non-conference opponents for the first time in 19 seasons (since the 2005 season).
- The Huskers ranked in the top 20 nationally in rushing defense, scoring defense and total defense.
- Nebraska held seven of its 13 opponents to 15 or fewer points.

NEBRASKA AMONG TOP ALL-TIME PROGRAMS

Nebraska is playing its 136th football season this fall, and the Huskers have historically been one of the top programs in college football history.

- NU ranks eighth in NCAA history with 927 wins and ninth with 54 all-time bowl game appearances.
- The Huskers have won five national titles. Nebraska's four AP national championships (1970, 1971, 1994, 1995) rank seventh all-time and NU's four coaches poll titles (1971, 1994, 1995, 1997) rank fifth.
- Nebraska's 46 conference titles rank second in NCAA history.

HUSKERS ALSO EXCEL IN THE CLASSROOM

In addition to being one of the winningest and most successful program in NCAA history, the Nebraska football program has also led the way in the classroom.

- Nebraska football has produced more Academic All-Americans (108) and more NCAA Impact Award (formerly Top Ten) winners (9) than any other team in any sport in NCAA history.
- Nebraska led the Big Ten with 73 Academic All-Big Ten selections for the 2024 season.
- Following the 2025 spring semester, the cumulative grade-point average for all members of the Nebraska football team was 3.304, the highest in recorded history.

2025 NEBRASKA SEASON NOTEBOOK

SCHEDULE NOTES

- Nebraska's schedule consists of three non-conference games to open the season followed by nine Big Ten contests. In Big Ten Conference play, the Huskers will play Iowa, Maryland, Michigan, Michigan State, Minnesota, Northwestern, Penn State, UCLA and USC. Nebraska will not play Illinois, Indiana, Ohio State, Oregon, Purdue, Rutgers, Washington or Wisconsin.
- Nebraska plays three non-Saturday games, playing once on Thursday (Cincinnati) and twice on Friday (at Minnesota, Iowa). The Huskers are one of seven teams from a power conference who play three weekday games in 2025 (also Cal, Houston, Minnesota, North Carolina, North Carolina State and Rutgers).
- The 2025 season began with a win over Cincinnati in Kansas City. NU opened away from home for the fifth time in six seasons.
- After beginning conference play with consecutive home games, Nebraska will play four Big Ten road games in a span of six games. That includes back-to-back road games at Maryland and Minnesota just six days apart in October.
- Nebraska wraps up the regular season at home against Iowa the day after Thanksgiving (Nov. 28), the 36th straight year the Huskers will play on Black Friday.
- The Huskers will appear on multiple national television networks this season. Television designations are set for six of Nebraska's 12 games, and in those six games the Huskers will appear on the Big Ten Network, CBS, ESPN, FOX and FS1.

COACHING STAFF NOTES

- Matt Rhule** is in his third season at Nebraska in 2025. Rhule is in his 13th season as a head coach after previously leading programs at Temple (2013-16) and Baylor (2017-19) along with an NFL stint as head coach of the Carolina Panthers (2020-22).
- Rhule owns a career record of 62-56 as a college head coach. He has a proven record as a program builder after taking on rebuilding projects at Temple, Baylor and Nebraska. Excluding his first season at each school, that record improves to 54-28.
- Rhule's college teams have taken a major step forward in his third season. Temple improved by four wins in Rhule's third season in 2014 and Baylor also improved by four wins in his third season in 2019. Rhule took both Temple and Baylor to the conference championship game in his third season.
- Nebraska features three new full-time coordinators this season. **Dana Holgorsen** is in his first full season as the Huskers' offensive coordinator after he served in that role for the final four games of the 2024 campaign. **John Butler** is in his first year as Nebraska's defensive coordinator after he coached the cornerbacks and was NU's defensive pass game coordinator in 2024. New to the staff is **Mike Ekeler**, who serves as special teams coordinator following

a successful four-year run in the same role at Tennessee.

- Other new assistant coaches include: **Phil Snow** (associate head coach); **Terry Bradden** (defensive line); **Daikiei Shorts Jr.** (wide receivers); **Phil Simpson** (outside linebackers); and **Addison Williams** (secondary).

ROSTER NOTES

- Nebraska's roster features 125 players. Nearly three-quarters of the roster is comprised of underclassmen with almost half of the roster classified as freshmen.

HUSKER ROSTER CLASS BREAKDOWN

CLASS	TOTAL	% OF ROSTER
Freshmen*	56	45%
Sophomores	35	28%
Juniors	15	12%
Seniors	19	15%

*21 true freshmen and 35 redshirt freshmen

- The roster features 89 returning players and 36 newcomers. Nebraska returns a total of 10 starters and 38 letterwinners.
- Nebraska added 15 transfers and 21 true freshmen to its roster in 2025. Among the 15 transfers are 11 FBS transfers and four FCS transfers.
- Nine of Nebraska's FBS 11 transfers came from Power Conference programs (Alabama, Cal, Georgia, Kentucky, Mississippi State, Missouri, Notre Dame, Oklahoma and Purdue).
- The roster features players from 29 states and three foreign countries (Australia, Germany and New Zealand).
- Nebraska has had a letterwinner from 47 of the 50 states in its history, missing only Idaho, New Hampshire and Rhode Island.
- States with multiple players on the roster include: Nebraska (36), Texas (10), Missouri (7), California (6), Florida (6), Iowa (6), Pennsylvania (5), Arizona (4), Colorado (4), Georgia (4), Kansas (4), Louisiana (3), New Jersey (3), Hawaii (2), Illinois (2), Kentucky (2), Maryland (2), Michigan (2), Minnesota (2), Mississippi (2) and South Dakota (2).
- The states of Indiana, Montana, Nevada, North Dakota, New York, Tennessee, Utah and Wisconsin are each represented with one player on Nebraska's 2025 roster.

- The players who are wearing a single-digit jersey number (0-9) earned the right to wear that number through a team vote.

ACADEMIC NOTES

- A total of 12 Huskers are playing the 2025 season as graduates, including players who earned their degree at another institution before transferring to Nebraska.

HUSKERS WHO HAVE EARNED DEGREES

» Michael Booker III	» Elijah Jeudy
» Derek Branch	» Henry Lutovsky
» Marques Buford Jr.	» Teddy Prochazka
» Turner Corocran	» Rocco Spindler
» Heinrich Haarberg	» Marques Watson-Trent
» Jalyne Gramstad	» Javin Wright

HOME OF THE HUSKERS



Memorial Stadium celebrated its 100th year in 2023. In the fall of 1922, a drive for \$430,000 in stadium construction funds was undertaken by faculty, students, alumni and friends of the University.

The stadium was named Memorial Stadium to honor all Nebraskans who served in the Civil and Spanish-American Wars; the 751 Nebraskans who died in World War I; the 3,839 in World War II; the 225 in Korea; the 422 in Vietnam; and those in Iraq.

Construction was completed in a few more than 90 working days and Memorial Stadium was dedicated on Oct. 20, 1923, at the Homecoming game in which Nebraska was held to a scoreless tie by Kansas.

The field at Memorial Stadium was named Tom Osborne Field - after the Huskers' legendary Hall-of-Fame coach - in 1998, one year after Osborne's retirement following 25 years and 255 victories as head coach.

TOP 10 HOME CROWDS

RK.	DATE	OPPONENT	ATT.
1.	Sept. 20, 2014	Miami	91,585
2.	Sept. 14, 2013	UCLA	91,471
3.	Aug. 30, 2014	Fla. Atlantic	91,441
4.	Nov. 29, 2013	Iowa	91,260
5.	Sept. 27, 2014	Illinois	91,225
6.	Nov. 22, 2014	Minnesota	91,186
7.	Aug. 31, 2013	Wyoming	91,185
8.	Nov. 2, 2013	Northwestern	91,140
9.	Nov. 1, 2014	Purdue	91,107
10.	Oct. 25, 2014	Rutgers	91,088

TOP 5 SEASON ATTENDANCE

RK.	YEAR	GAMES	TOTAL	AVG.
1.	2014	7	638,744	91,249
2.	2013	8	727,466	90,933
3.	2016	7	631,402	90,200
4.	2015	7	629,986	89,998
5.	2017	7	628,583	89,798

LONGEST HOME WIN STREAKS

RK.	BEGAN	ENDED	WINS
1.	Oct. 19, 1991	Oct. 31, 1998	47
2.	Sept. 28, 1901	Oct. 20, 1906	33
3.	Nov. 27, 1998	Nov. 2, 2002	26
4.	Sept. 27, 1969	Nov. 23, 1972	23
5.	Oct. 3, 1981	Nov. 17, 1984	21

All streaks at Memorial Stadium, except for the 33-game streak from 1901 to 1906.

COACHING LEDGER

NEBRASKA (2023-25)

- Head Coach

CAROLINA PANTHERS (2020-22)

- Head Coach

BAYLOR (2017-2019)

- Head Coach

TEMPLE (2013-16)

- Head Coach

NEW YORK GIANTS (2012)

- Assistant Coach (Assistant OL)

TEMPLE (2006-11)

- Offensive Coordinator (TE)/
Recruiting Coordinator (2011)
- Offensive Coordinator (QB)
(2008-10)
- Assistant Coach (QB)/
Recruiting Coordinator (2007)
- Assistant Coach (DL) (2006)

WESTERN CAROLINA (2002-05)

- Assistant Head Coach (OL)/
Running Game Coordinator/
Special Teams (2005)
- Assistant Head Coach
(Special Teams/LB) (2003-04)
- Assistant Coach
(Special Teams/LB) (2002)

UCLA (2001)

- Assistant Coach (Assistant DL)

BUFFALO (1999-2000)

- Assistant Coach (DL) (2000)
- Assistant Coach (Assistant DL) (1999)

ALBRIGHT [PA.] COLLEGE (1998)

- Assistant Coach (LB)

HEAD COACHING RECORDS

YEAR	TEAM (ROLE)	RECORD
2013	Temple	2-10
2014	Temple	6-6
2015	Temple	10-4
2016	Temple	10-3
4 SEASONS		28-23
2017	Baylor	1-11
2018	Baylor	7-6
2019	Baylor	11-3
3 SEASONS		19-20
2020	Carolina Panthers	5-11
2021	Carolina Panthers	5-12
2022	Carolina Panthers	1-4
2+ SEASONS		11-27
2023	Nebraska	5-7
2024	Nebraska	7-6
2025	Nebraska	3-0
2 SEASONS		15-13
13 CAREER SEASONS		73-83
10 COLLEGE SEASONS		62-56

HEAD COACH MATT RHULE

2019 NATIONAL COACH OF THE YEAR



- 3RD SEASON AT NEBRASKA
- 10TH COLLEGIATE SEASON
- 13TH CAREER SEASON

Matt Rhule has a proven track record as a program builder. In his first two collegiate head coaching jobs at Temple (2013-16) and Baylor (2017-19), Rhule led both the Owls and the Bears to their most victories in school history in just his third season. He also took both teams to the conference championship game in year three.

Rhule took Temple from two wins in his first season to a school-record 10 victories in both his third and fourth seasons with an appearance in the conference championship game both seasons. He then took Baylor from one win in his first season to a school-record 11 victories in his third season and an appearance in the Big 12 Championship Game and the Sugar Bowl.

At Nebraska, Rhule led Nebraska to a 7-6 record and a bowl victory in his second season in 2024, marking the Huskers' first winning record in eight years and first bowl win in nine years.

TAKING TEMPLE TO NEW HEIGHTS

In his tenure at Temple from 2013 to 2016, Rhule took the Owls to new heights.

- In Rhule's second season in 2014, Temple posted the program's first win over an SEC team since 1938, its first win over a ranked opponent in 16 seasons and the program's largest margin of victory in nearly 50 years.
- Rhule won 10 games in both 2015 and 2016. He is responsible for two of the three 10-win seasons in Temple's 125-year history.
- He also took the Owls to back-to-back bowl games in 2015 and 2016, the first time Temple played in a bowl in consecutive seasons.
- In 2015, Rhule led Temple to the American Athletic Conference Championship Game, the first conference title game in program history.
- The next season, Rhule guided the Owls to their second conference title in program history and the first in nearly 40 years.
- Temple has spent a total of 16 weeks ranked in the 88-year history of the Associated Press top-25 poll. More than half of those top-25 rankings (9) came under Rhule in 2015 and 2016.

AN ENCORE AT BAYLOR

At Temple, Rhule led the Owls to their highest season win total in program history, their first conference championship game appearance and an impressive run in the national rankings. He produced an encore by repeating each of those same feats in three seasons at Baylor.

- Baylor finished with 11 losses in Rhule's first season in 2017 but two years later, he guided the Bears to 11 wins in 2019. Baylor became the first Power Conference program to go from 11 losses to 11 wins in two or fewer seasons.
- Baylor won its final two games of the 2018 season and its first nine games of the 2019 campaign. The 11 straight victories marked the second-longest winning streak in school history, while Baylor's 9-0 start in 2019 was the best start in program history.
- In his third season in 2019, Rhule led Baylor to its most wins (11) in school history, the Bears advanced to their first Big 12 Championship Game and played in the Sugar Bowl for only the second time in program history.
- Baylor finished with a No. 13 ranking in 2019, its second-highest final ranking since 1951.

NEBRASKA COACHING STAFF



1ST YEAR

DANA HOLGORSEN OFFENSIVE COORDINATOR

- Has been the offensive coordinator at Nebraska, Texas Tech & Oklahoma State
- Average national rank of 2nd in passing, 3rd in total offense & 6th in scoring as a coordinator



2ND YEAR

JOHN BUTLER DEFENSIVE COORDINATOR

- Helped Nebraska rank in the top 20 nationally in total, scoring & rushing defense in 2024
- Has been the defensive coordinator at Nebraska & Penn State



3RD YEAR

E.J. BARTHEL RUNNING BACKS

- Helped Nebraska rank 2nd in the Big Ten in rushing in 2023
- Boasts Big Ten experience at Nebraska, Penn State and Rutgers



1ST YEAR

PHIL SNOW ASSOCIATE HEAD COACH

- Owns 28 years of experience as a defensive coordinator
- Boasts 8 years of NFL experience, including three seasons as an NFL defensive coordinator



4TH YEAR

DONOVAN RAIOLA OFFENSIVE LINE

- Helped Nebraska rank 2nd in the Big Ten in rushing in 2023
- Has coached the offensive lines at Nebraska, Notre Dame and with the Chicago Bears



1ST YEAR

TERRY BRADDEN DEFENSIVE LINE

- Helped the Kansas City Chiefs to five Super Bowls and three Super Bowl titles in eight years
- The Chiefs ranked in the top five in the NFL in scoring defense each of his final two seasons



3RD YEAR

MARCUS SATTERFIELD TIGHT ENDS

- In 2025, Thomas Fidone II became the first Husker tight end drafted in 23 seasons
- Boasts 14 years of experience as an offensive coordinator plus two seasons as a head coach



3RD YEAR

ROB DVORACEK LINEBACKERS

- 7 of his 8 coaching seasons have been spent at a Power Conference program or in the NFL
- Helped NU rank in the top 20 nationally in total & scoring defense each of his first two seasons



1ST YEAR

DAKIEL SHORTS JR. WIDE RECEIVERS

- Has coached wide receivers in the Big Ten, SEC & Big 12
- 7 of his 8 seasons have been as a member of Dana Holgorsen-coached offensive staff



1ST YEAR

PHIL SIMPSON OUTSIDE LINEBACKERS

- Returns to NU for his first season as an assistant coach after coaching at Florida State in 2024
- Helped Nebraska post its best statistical defense of the Big Ten era in 2023 in his first stint on staff



2ND YEAR

GLENN THOMAS CO-OFFENSIVE COORD. / QUARTERBACKS

- Dylan Raiola set Nebraska freshman records for passing yards and completion percentage in 2024
- 11 of his 17 seasons coaching in college have been as a solo or co-offensive coordinator



1ST YEAR

ADDISON WILLIAMS SECONDARY

- Owns 16 years of coaching experience and has coached in the Big Ten, Big 12 & SEC
- UCF led the Big 12 in pass defense in 2023 & ranked 7th nationally in pass efficiency defense in 2021



1ST YEAR

MIKE EKELER SPECIAL TEAMS COORDINATOR

- Tennessee ranked in the top 25 in punt & kickoff returns, net punting & blocked kicks under Ekeler
- Nebraska native has coached at 6 of the 12 winningest programs in college football history



3RD YEAR

COREY CAMPBELL HEAD FOOTBALL STRENGTH COACH

- Has been a strength coach in the NFL and in the Big Ten & Big 12
- His worked helped Nebraska win its first bowl game in nine years in 2024

SCOUTING THE MICHIGAN WOLVERINES

M

Michigan is off to a 2-1 start and ranked No. 21 in the AP Poll after picking up wins against New Mexico in the opener and Central Michigan last weekend. Michigan's only setback was a road loss at No. 11 Oklahoma.

The Wolverines are averaging 452.0 yards per game, with 209.3 yards per game through the air and 242.7 yards per game on the ground. Justice Haynes leads the Michigan rushing attack with 49 carries for 388 yards and five touchdowns, followed by Jordan Marshall with 109 yards and two touchdowns on 30 rushes.

In the passing game, Bryce Underwood has completed 46-of-80 passes for 628 yards, two touchdowns and an interception. He has also rushed for 108 yards and two touchdowns. Donaven McCulley has a team-high 10 receptions for 158 yards, followed by Semaj Morgan with nine grabs for 121 yards and a score.

Defensively, the Wolverines are allowing 14.7 points per game and 271.3 yards per game. Ernest Hausmann leads the Michigan defense with 20 tackles, while Cole Sullivan and Jaishawn Barham have a team-leading two sacks apiece through three games.

2025 MICHIGAN STAT LEADERS

RUSHING	ATT.	YDS	YPC	YPG	TD
Justice Haynes	49	388	7.9	129.3	5
Jordan Marshall	30	109	3.6	36.3	2
Bryce Underwood	14	108	7.7	36.0	2

PASSING	CMP-ATT-INT	PCT	YDS	YPG	TD
Bryce Underwood	46-80-1	57.5	628	209.3	2

RECEIVING	REC.	YDS	YPC	YPG	TD
Donaven McCulley	10	158	15.8	52.7	0
Semaj Morgan	9	121	13.4	40.3	1
Channing Goodwin	6	107	17.8	35.7	0
Marlin Klein	7	101	14.4	50.5	1
Hogan Hansen	3	43	14.3	21.5	0

PUNTING	NO.	YDS	AVG	LG	I20	50+
Hudson Hollenbeck	10	419	41.9	55	2	2

8/30	New Mexico	W, 34-17
9/6	at #18 Oklahoma	L, 24-13
9/13	Central Michigan	W, 63-3
9/20	at Nebraska	2:30 PM
10/4	Wisconsin	TBA
10/11	at USC	TBA
10/18	Washington	TBA
10/25	at Michigan State	TBA
11/1	Purdue	TBA
11/15	at Northwestern	TBA
11/22	at Maryland	TBA
11/29	Ohio State	11 AM

PUNT RET.	NO.	YDS	AVG	TD
Semaj Morgan	6	8	1.3	0

KICK RET.	NO.	YDS	AVG	TD
Andrew Marsh	6	122	20.3	0

FIELD GOALS	FG-ATT	PCT	LG
Dominic Zvada	4-6	66.7	42

TACKLES	TACK	TFL	SCK
Ernest Hausmann	20	0.5	--
Jimmy Rolder	16	1.0	--
Brandyn Hillman	13	0.5	--
Cole Sullivan	13	2.0	2.0
Jaishawn Barham	12	2.5	2.0
Jyaire Hill	11	2.0	1.0
TJ Metcalf	11	1.5	--
Mason Curtis	10	0.5	--

HEAD COACH INFORMATION

INTERIM HEAD COACH
BIFF POGGI

- 1st Season at Michigan (1-0 Record)
- 3rd Career Season (7-16 Record)

Biff Poggi is in his second week of a two-week stint as the interim head coach for the Michigan Wolverines this season.

Prior to Michigan, Poggi went 6-16 in two seasons at the head coach at Charlotte in 2023-24.

Before his arrival at Charlotte, Poggi worked two seasons as the associate head coach at Michigan in 2021-22. A key architect behind the Wolverines' 2021 and 2022 trips to the College Football Playoff National Semifinals, Poggi helped Michigan to an undefeated regular-season in 2022 and back-to-back Big Ten Championships.

Poggi spent three seasons with the Wolverines, including two as associate head coach alongside head coach Jim Harbaugh.

As a high school football coach, Poggi led his alma mater, Gilman School, to 13 Maryland state titles in 19 seasons. Poggi played college football at Pitt and Duke and began his coaching career with assistant roles at Brown, Temple and The Citadel.

POGGI VS. NEBRASKA

Saturday's matchup is Poggi's first meeting vs. Nebraska.

MICHIGAN INFORMATION

Michigan has fielded a football team since 1879 and holds an all-time record of 1,014-359-36. The Wolverines have claimed 12 national titles and 45 conference championships.

The Wolverines have made 53 bowl appearances, claiming 24 victories. Michigan has also appeared three times in the College Football Playoff, with appearances in 2021, 2022 and 2023.

- **First Year:** 1879
- **All-Time Record:** 1,014-359-36
- **Bowl Record:** 24-29
- **Conference Titles:** 45
- **National Titles:** 12
- **Stadium:** Michigan Stadium
- **Capacity:** 107,601
- **Playing Surface:** FieldTurf
- **Location:** Ann Arbor, Mich.
- **Enrollment:** 52,065
- **Colors:** Maize and Blue

2025 STATISTICAL RANKING COMPARISON						
NEB	NAT.	B1G	CATEGORY	B1G	NAT.	MICH
178.7	60th	10th	Rushing Offense	4th	15th	242.7
366.3	5th	1st	Passing Offense	14th	81st	209.3
545.0	10th	4th	Total Offense	8th	39th	452.0
49.0	9th	5th	Scoring Offense	10th	45th	36.7
136.0	75th	15th	Rushing Defense	8th	25th	89.0
66.0	1st	1st	Pass Defense	10th	43rd	182.3
202.0	6th	3rd	Total Defense	11th	33rd	271.3
8.0	7th	5th	Scoring Defense	10th	33rd	14.7
62.2%	8th	3rd	3rd-Down Offense	13th	52nd	44.7%
21.1%	6th	1st	3rd-Down Defense	17th	101st	43.5%
80.0%	87th	15th	Red Zone Offense	9th	46th	92.3%
66.7%	12th	5th	Red Zone Defense	7th	49th	77.8%
36.75	104th	16th	Net Punting	14th	97th	37.7
16.63	16th	6th	Punt Returns	16th	120th	1.14
0.00	8th	3rd	Punt Return Defense	9th	28th	0.67
20.60	67th	12th	Kickoff Returns	13th	69th	20.33
16.82	45th	10th	Kick Return Defense	6th	22nd	13.5
4.33	22nd	8th	Penalties	13th	41st	5.0
47.67	55th	13th	Penalty Yards	12th	54th	47.33
5	26th	6th	Turnovers Gained	2nd	6th	7
1	10th	3rd	Turnovers Lost	8th	27th	2
+1.33	18th	6th	Turnover Margin	4th	11th	+1.67

THE LAST TIME AN INDIVIDUAL...

OFFENSE

100 YARDS RUSHING

Nebraska: Emmett Johnson (140) vs. Akron (Sept. 6, 2025)
Opponent: Woody Marks (146) at USC (Nov. 16, 2024)

200 YARDS RUSHING

Nebraska: Ameer Abdullah (225), vs. Rutgers (Oct. 25, 2014)
Opponent: Braelon Allen (228), at Wisconsin (Nov. 20, 2021)

300 YARDS RUSHING

Nebraska: Roy Helu Jr. (307), vs. Missouri (Oct. 30, 2010)
Opponent: Melvin Gordon (408), at Wisconsin (Nov. 15, 2014)

4 RUSHING TOUCHDOWNS

Nebraska: Ameer Abdullah (4), at Northwestern (Oct. 18, 2014)
Opponent: Melvin Gordon (4), at Wisconsin (Nov. 15, 2014)

MORE THAN 4 RUSHING TOUCHDOWNS

Nebraska: Calvin Jones (6), at Kansas (Nov. 9, 1991)
Opponent: Chris Brown (6), at Colorado (Nov. 23, 2001)

300 YARDS PASSING

Nebraska: Dylan Raiola (364), vs. Akron (Sept. 6, 2025)
Opponent: Grayson James (301), vs. Boston College (Dec. 28, 2024)

400 YARDS PASSING

Nebraska: Tanner Lee (431), at Purdue (Oct. 28, 2017)
Opponent: Kyle Vantrease (409), Georgia Southern (Sept. 10, 2022)

500 YARDS PASSING

Nebraska: Joe Ganz (510), vs. Kansas State (Nov. 10, 2007)
Opponent: Tim Rattay (590), vs. Louisiana Tech (Aug. 29, 1998)

30 COMPLETIONS

Nebraska: Dylan Raiola (33), vs. Cincinnati (Aug. 28, 2024)
Opponent: Shedeur Sanders (31), at Colorado (Sept. 9, 2023)

40 COMPLETIONS

Nebraska: Never Happened
Opponent: Clayton Thorson (41), at Northwestern (Oct. 13, 2018)

4 PASSING TOUCHDOWNS

Nebraska: Dylan Raiola (4), vs. Akron, (Sept. 6, 2025)
Opponent: Luke Altmyer (4), vs. Illinois (Sept. 20, 2024)

MORE THAN 4 PASSING TOUCHDOWNS

Nebraska: Joe Ganz (7), vs. Kansas St. (Nov. 10, 2007)
Opponent: J.T. Barrett (5), vs. Ohio State (Oct. 14, 2017)

TD PASS BY A NON-QUARTERBACK

Nebraska: De'Mornay Pierson-El (WR), at Northwestern (Oct. 18, 2014)
Opponent: Brayden Willis (TE), vs. Oklahoma (Sept. 17, 2022)

10 RECEPTIONS

Nebraska: Trey Palmer (10), vs. Oklahoma (Sept. 17, 2022)
Opponent: Travis Hunter (10), vs. Colorado (Sept. 7, 2024)

100 RECEIVING YARDS

Nebraska: Dane Key (104), vs. Houston Christian (Sept. 13, 2025)
Opponent: Vinny Anthony II (137), vs. Wisconsin (Nov. 23, 2024)

200 RECEIVING YARDS

Nebraska: Trey Palmer (237), at Purdue (Oct. 15, 2022)
Opponent: Jaxon Smith-Njigba (240), vs. Ohio State (Nov. 6, 2021)

3 RECEIVING TOUCHDOWNS

Nebraska: Brandon Kinnie (3), at Oklahoma State (Oct. 23, 2010)
Opponent: Dezmon Briscoe (3), at Kansas (Nov. 3, 2007)

500 TOTAL OFFENSE YARDS

Nebraska: Joe Ganz (521), at Colorado (Nov. 23, 2007)
Opponent: Tim Rattay (568), vs. Louisiana Tech (Aug. 29, 1998)

LONG OFFENSIVE PLAYS

60-69 YARD RUN

Nebraska: Trey Palmer (60), at Purdue (Oct. 15, 2022)
Opponent: Dillon Gabriel (61), vs. Oklahoma (Sept. 17, 2022)

70-79 YARD RUN

Nebraska: Josh Fleeks (74, TD), vs. Michigan (Sept. 30, 2023)
Opponent: Braelon Allen (71, TD), at Wisconsin (Nov. 20, 2021)

80-89 YARD RUN

Nebraska: Zavier Betts (83, TD), vs. Northwestern (Oct. 2, 2021)
Opponent: Jonathan Taylor (88, TD), at Wisconsin (Oct. 6, 2018)

90-99 YARD RUN

Nebraska: Taylor Martinez (92, TD), at UCLA (Sept. 8, 2012)
Opponent: Eli Roberson (91, TD), vs. Kansas St. (Nov. 16, 2002)

60-69 YARD PASS

Nebraska: TJateef to Cortez Mills (62), vs. Houston Christian (Sept. 13, 2025)
Opponent: Howard to Smith (60), at Ohio State (Oct. 26, 2024)

70-79 YARD PASS

Nebraska: Haarberg to Lloyd (73, TD), vs. Purdue (Oct. 28, 2023)
Opponent: Stratton to Johnson (72), at Iowa (Nov. 29, 2024)

80-89 YARD PASS

Nebraska: Thompson to Palmer (87, TD), at Iowa (Nov. 25, 2022)
Opponent: Plummer to Bell (89, TD), at Purdue (Dec. 5, 2020)

90-99 YARD PASS

Nebraska: Armstrong Jr. to Enunwa (99, TD), vs. Georgia (Jan. 1, 2014)
Opponent: Montez to Nixon (96, TD), at Colorado (Sept. 7, 2019)

DEFENSE

15 TACKLES

Nebraska: Luke Reimer (15), vs. Northwestern (Aug. 27, 2022)
Opponent: Dorian Hopkins (16), UTEP (Aug. 31, 2024)

20 TACKLES

Nebraska: Lee Kunz (23), at Oklahoma (Nov. 25, 1977)
Opponent: Ryan Greenhagen (31), Fordham (Sept. 4, 2021)*
 *-opponent school record

3.0 OR MORE SACKS

Nebraska: Randy Gregory (3.0), at Michigan (Nov. 9, 2013)
Opponent: Mustaf Johnson (3.0), at Colorado (Sept. 7, 2019)

5 OR MORE TFLs

Nebraska: Ciente Evans (5), vs. Northwestern (Nov. 2, 2013)
Opponent: A.J. Epenesa (5), Iowa (Nov. 29, 2019)

5 PASS BREAKUPS

Nebraska: Dicaprio Bootle (5), at Michigan (Sept. 22, 2018)
Opponent: Never Happened

2 INTERCEPTIONS

Nebraska: Tommi Hill (2), vs. Purdue (Oct. 28, 2023)
Opponent: Tarheed Still (2), and Dante Trader Jr. (2) vs. Maryland (Nov. 11, 2023)

MORE THAN 2 INTERCEPTIONS

Nebraska: Matt O'Hanlon (3), vs. Oklahoma (Nov. 7, 2009)
Opponent: Anthony Brown (3), at Purdue (Oct. 31, 2015)

RETURNED AN INTERCEPTION FOR A TOUCHDOWN

Nebraska: Ceyair Wright (45 yards), at USC (Nov. 16, 2024)
Opponent: Kain Medrano (38 yards), vs. UCLA (Nov. 2, 2024)

RETURNED A FUMBLE FOR A TOUCHDOWN

Nebraska: Williams Nwaneri (29 yards) vs. Houston Christian (Sept. 13, 2025)
Opponent: Kydran Jenkins (55 yards) vs. Purdue (Oct. 28, 2023)

SPECIAL TEAMS

PUNT RETURN TOUCHDOWN

Nebraska: JD Spielman (76 yds), vs. South Alabama (Aug. 31, 2019)
Opponent: Jayden Reed (62 yards), at Michigan State (Sept. 25, 2021)

KICKOFF RETURN TOUCHDOWN

Nebraska: JD Spielman (99 yds), vs. Arkansas St. (Sept. 2, 2017)
Opponent: Stephen Bracey (91 yards), at Wisconsin (Nov. 20, 2021)

BLOCKED PUNT

Nebraska: Blaise Gunnerson (1), at Illinois (Oct. 6, 2022)
Opponent: Flip Dixon (1), Jamier Wright-Collins (1) vs. Rutgers (Oct. 5, 2024)

BLOCKED PUNT RETURNED FOR TOUCHDOWN

Nebraska: Malcolm Hartzog (30 yards), vs. Indiana (Oct. 1, 2022)
Opponent: Kyler Fisher (14 yds), vs. Iowa (Nov. 26, 2021)

BLOCKED PUNT FOR A SAFETY

Nebraska: Marquel Dismuke (1), vs. Illinois (Nov. 10, 2018)
Opponent: Keandre Jones (1), vs. Ohio St. (Nov. 3, 2018)

BLOCKED FIELD GOAL

Nebraska: Riley Van Poppel (1) vs. Akron (Sept. 6, 2025)
Opponent: Joe Anderson (1) and Damarjhe Lewis (1) at Purdue (Sept. 28, 2024)

BLOCKED FG RETURNED FOR TOUCHDOWN

Nebraska: Quinton Newsome (68 yards), vs. Purdue (Oct. 28, 2023)
Opponent: Never Happened

THE LAST TIME A TEAM...

OFFENSE

300 YARDS RUSHING

Nebraska: vs. Louisiana Tech, Sept. 23, 2023 (312)
Opponent: vs. Oklahoma, Sept. 17, 2022 (312)

400 YARDS RUSHING

Nebraska: vs. Northwestern, Oct. 2, 2021 (427)
Opponent: at Minnesota, Nov. 11, 2017 (409)

500 YARDS RUSHING

Nebraska: at Baylor, Oct. 13, 2001 (641)
Opponent: at Wisconsin, Nov. 15, 2014 (581)

300 YARDS PASSING

Nebraska: vs. Houston Christian, Sept. 13, 2025 (362)
Opponent: vs. Boston College, Dec. 28, 2024 (301)

400 YARDS PASSING

Nebraska: vs. Akron, Sept. 6, 2025 (494)
Opponent: Georgia Southern, Sept. 10, 2022 (409)

500 YARDS PASSING

Nebraska: vs. Kansas State, Nov. 10, 2007 (519)
Opponent: Louisiana Tech, Aug. 29, 1998 (590)

600 YARDS OF OFFENSE

Nebraska: vs. Akron, Sept. 6, 2025 (728)
Opponent: at Purdue, Oct. 15, 2022 (606)

700 YARDS OF OFFENSE

Nebraska: vs. Akron, Sept. 6, 2025 (728)
Opponent: Never accomplished

50 POINTS

Nebraska: vs. Houston Christian, Sept. 13, 2025 (Nebraska won, 59-7)
Opponent: at Indiana, Oct. 19, 2024 (Indiana won, 56-7)

60 POINTS

Nebraska: vs. Akron, Sept. 6, 2025 (Nebraska won, 68-0)
Opponent: at Ohio State, Nov. 5, 2016 (Ohio State won 62-3)

TWO 100-YARD RUSHERS

Nebraska: vs. Louisiana Tech, Sept. 23, 2023 (Haarberg, Grant)
Opponent: Illinois, Nov. 21, 2020 (Epstein, Brown)

THREE 100-YARD RUSHERS

Nebraska: vs. Minnesota, Oct. 20, 2018 (Ozigbo, Martinez, Washington)
Opponent: Wisconsin, Dec. 1, 2012 (Gordon, Ball, White)

TWO 100-YARD RECEIVERS

Nebraska: at Wisconsin, Nov. 20, 2021 (Allen, Toure)
Opponent: at Ohio State, Oct. 24, 2020 (Wilson, Olave)

DEFENSE

POSTED A SHUTOUT

Nebraska: vs. Akron, Sept. 6, 2025 (68-0)
Opponent: at Arizona State, Sept. 21, 1996 (19-0)

RECORDED A DEFENSIVE SAFETY

Nebraska: vs. Akron, Sept. 6, 2025 (68-0)
Opponent: at Minnesota, Oct. 16, 2021 (23-30)

2 DEFENSIVE TOUCHDOWNS

Nebraska: vs. South Alabama, Aug. 31, 2019 (1 IR, 1 fumble return)
Opponent: Northern Illinois, Sept. 16, 2017 (2 interception returns)

4 INTERCEPTIONS

Nebraska: vs. Wyoming, Sept. 10, 2016 (5)
Opponent: Maryland, Nov. 11, 2023 (4)

15 TFLs

Nebraska: at Michigan, Nov. 9, 2013 (16)
Opponent: at Michigan, Sept. 22, 2018 (15)

7 OR MORE SACKS

Nebraska: vs. Northwestern, Oct. 21, 2023 (8)
Opponent: at Michigan State, Sept. 25, 2021 (7)

15 PASS BREAKUPS

Nebraska: vs. Kansas, Oct. 2, 2004 (17)
Opponent: Never Happened

MISCELLANEOUS

SAFETY OF ANY KIND

Nebraska: TFL in End Zone vs. Akron (Sept. 6, 2025)
Opponent: Sack in End Zone by Minnesota (Oct. 16, 2021)

WAS NOT PENALIZED

Nebraska: at Michigan State, Nov. 4, 2023
Opponent: Michigan, Sept. 30, 2023

OVERCAME A HALFTIME DEFICIT TO WIN

Nebraska: at Rutgers, Oct. 7, 2022 (trailed 13-0, won 14-13)
Opponent: at Iowa, Nov. 29, 2024 (trailed 10-0, won 13-10)

WON WHEN TRAILING AFTER 3 QUARTERS

Nebraska: at Rutgers, Oct. 7, 2022 (trailed 13-7, won 14-13)
Opponent: at Iowa, Nov. 29, 2024 (trailed 10-3, won 13-10)

OVERTIME GAME

vs. Illinois, Sept. 20, 2024 (Illinois won 31-24)

NEBRASKA OVERTIME WIN

at Iowa, Nov. 28, 2014 (Nebraska won 37-34)

NUMERICAL ROSTER

NO.	NAME	POS.
0	Javin Wright	LB
1	Ceyair Wright	DB
2	Jacory Barney Jr.	WR
3	Marques Buford Jr.	DB
4	Janiran Bonner	WR
5	Riley Van Poppel	DL
6	Dane Key	WR
7	Malcolm Hartzog Jr.	DB
8	DeShon Singleton	DB
9	Vincent Shavers Jr.	LB
10	Heinrich Haarberg	TE
10	Andrew Marshall	DB
11	Demitrius Bell	WR
11	Cameron Lenhardt	DL
11	Bode Soukup	QB
12	Jalyn Gramstad	QB
12	Justyn Rhett	DB
13	Jamir Conn	DB
13	Nyziah Hunter	WR
14	TJ Lateef	QB
14	Amare Sanders	DB
15	Dasan McCullough	LB
15	Dylan Raiola	QB
16	Marcos Davila	QB
16	Elijah Jeudy	DL
17	Luke Longval	QB
17	Willis McGahee IV	LB
18	Quinn Clark	WR
18	Larry Tarver Jr.	DB
19	Cortez Mills Jr.	WR
19	Kahmir Prescott	DB
21	Rex Guthrie	DB
21	Emmett Johnson	RB
22	Isaiah Mozee	RB
22	Maverick Noonan	DL
23	Conor Booth	RB
23	Blye Hill	DB
24	Derek Branch	DB
24	Jamarion Parker	RB
25	Jeremiah Charles	DB
26	Roman Mangini	WR
26	Brice Turner	DB
28	Caleb Benning	DB
28	Kwinten Ives	RB
29	Carter Nelson	TE
29	Braylen Prude	DB
30	Tristan Alvano	PK
30	Vincent Genatone	RB
31	Mario Buford	DB
32	Trent Uhlir	LB
32	Kenneth Williams	RB
33	Marques Watson-Trent	LB
34	Preston Okafor	DB
35	Mekhi Nelson	RB
36	Rowdy Bauer	WR
37	Donovan Jones	DB
37	Kamdyn Koch	P
38	Thomas D'Onofrio	DB
39	Bryson Webber	DB
40	Dawson Merritt	LB
41	Tanner Terch	DB
42	Derek Wacker	LB

2025 NEBRASKA FOOTBALL ROSTER

NO.	NAME	POS.	HT.	WT.	YR.	HOMETOWN (HIGH SCHOOL/COLLEGE)
30	* Alvano, Tristan	PK	6-1	210	So.	Omaha, Neb. (Westside)
2	** Barney Jr., Jacory	WR	6-0	170	So.	Florida City, Fla. (Palmetto)
36	Bauer, Rowdy	WR	5-11	195	RFr.	Norfolk, Neb. (Norfolk)
11	Bell, Demetrius	WR	6-0	195	So.	Nashville, Tenn. (McGavock)
28	Benning, Caleb	DB	5-11	200	RFr.	Omaha, Neb. (Westside)
4	** Bonner, Janiran	WR	6-2	225	Jr.	Ellenwood, Ga. (Cedar Grove)
43	* Booker III, Michael	LB	6-1	230	Sr.	Grand Prairie, Texas (South Grand Prairie)
23	Booth, Conor	RB	6-0	215	Fr.	Wahoo, Neb. (Bishop Neumann)
54	* Bower, Jacob	LB	6-1	220	So.	Rancho Santa Margarita, Calif. (Santa Margarita Catholic)
24	* Branch, Derek	DB	5-11	195	Sr.	Lincoln, Neb. (Southeast)
78	Brandl, Jacob	OL	6-3	310	So.	Omaha, Neb. (Creighton Prep)
66	Brix, Grant	OL	6-6	315	RFr.	Logan, Iowa (Logan-Magnolia)
31	* Buford, Mario	DB	6-0	185	So.	Chicago, Ill. (DeSoto [Texas])
3	*** Buford Jr., Marques	DB	5-11	190	Sr.	Chicago, Ill. (Trinity Christian [Texas]/St. Thomas More [Conn.] Prep)
88	Carpenter, Jackson	WR	6-1	200	Fr.	Lincoln, Neb. (Southwest)
25	* Charles, Jeremiah	DB	6-0	175	So.	Fort Worth, Texas (Arlington Martin)
18	Clark, Quinn	WR	6-5	210	RFr.	Bozeman, Mont. (Gallatin)
13	Conn, Jamir	DB	5-11	180	Jr.	Kansas City, Mo. (Lee's Summit North/Southern Illinois)
98	Connealy, Conor	DL	6-4	260	So.	Elkhorn, Neb. (Mount Michael Benedictine)
69	*** Corcoran, Turner	OL	6-6	310	Sr.	Lawrence, Kan. (Free State)
91	Cunanan, Kyle	PK	5-10	180	So.	Phoenix, Ariz. (Sunnyslope/Charlotte/Cal)
38	D'Onofrio, Thomas	DB	6-1	185	RFr.	Middleton, Wis. (Middleton)
69	Davidson, Landen	DL	6-4	305	RFr.	Broomfield, Colo. (Broomfield)
16	Davila, Marcos	QB	6-2	235	RFr.	Midland, Texas (Legacy/Purdue)
97	* Davis, Keona	DL	6-5	275	So.	Tucson, Ariz. (Salpointe Catholic)
45	Dickey, Izaac	RB	5-10	220	RFr.	Stromsburg, Neb. (Cross County)
55	Duda, Ethan	LB	6-5	250	RFr.	Omaha, Neb. (Elkhorn South)
48	Echternach, Cayden	TE	6-4	260	So.	Bennington, Neb. (Bellevue West)
51	** Evans, Justin	OL	6-2	315	Jr.	East Orange, N.J. (Irvington)
70	Fennessy, Nolan	OL	6-4	300	RFr.	Norfolk, Neb. (Norfolk Catholic)
94	* Flege, Aidan	LS	6-2	225	Sr.	Lincoln, Neb. (Southeast/Iowa Western CC)
46	Gallic, Kevin	LS	5-11	240	Sr.	Warren, N.J. (Lewiston/New Hampshire)
30	* Genatone, Vincent	RB	6-0	225	Jr.	North Platte, Neb. (North Platte/Montana)
90	George, Jaylen	DL	6-3	285	Jr.	Suwanee, Ga. (Collins Hill/East Tennessee State)
86	* Goldman, Mason	DL	6-5	270	So.	Gretna, Neb. (Gretna)
77	* Gottula, Gunnar	OL	6-6	305	So.	Lincoln, Neb. (Southeast)
45	Gradney, Roger	LB	6-0	225	RFr.	Lake Charles, La. (Rice Consolidated [Texas])
12	Gramstad, Jalyn	QB	6-0	200	Sr.	Lester, Iowa (West Lyon/Northwestern College)
21	Guthrie, Rex	DB	6-1	200	RFr.	Littleton, Colo. (Heritage)
10	** Haarberg, Heinrich	TE	6-5	230	Sr.	Kearney, Neb. (Kearney Catholic)
79	Hammerbeck, Shawn	OL	6-6	265	Fr.	Hamill, S.D. (Winner)
7	*** Hartzog Jr., Malcolm	DB	5-9	185	Sr.	Silver Creek, Miss. (Jefferson Davis County)
23	Hill, Blye	DB	6-4	195	So.	Baltimore, Md. (Mount St. Joseph/Saint Francis)
53	Höffken, David	DL	6-7	285	RFr.	Kiel, Germany
90	* Hohl, John	PK	6-0	195	So.	Lincoln, Neb. (Southwest/Iowa Western CC)
13	Hunter, Nyziah	WR	6-1	205	So.	Salinas, Calif. (Salinas/California)
82	Ingwersen, Eric	TE	6-7	255	RFr.	Papillion, Neb. (Papillion-La Vista)
28	* Ives, Kwinten	RB	6-3	215	So.	Beverly, N.J. (Palmyra)
16	** Jeudy, Elijah	DL	6-3	300	Sr.	Philadelphia, Pa. (Northeast/Texas A&M)
21	** Johnson, Emmett	RB	5-11	200	Jr.	Minneapolis, Minn. (Academy of Holy Angels)
50	Jones, Christian	LB	6-2	235	Fr.	Elkhorn, Neb. (Westside)
37	Jones, Donovan	DB	6-1	200	RFr.	Omaha, Neb. (North)
80	Jones, Jeremiah	WR	6-4	225	Fr.	Murray, Ky. (Murray)
67	Ka'aha'aina-Torres, Houston	OL	6-3	300	Fr.	Waimanalo, Hawaii (Saint Louis)
6	Key, Dane	WR	6-3	210	Sr.	Lexington, Ky. (Frederick Douglass/Kentucky)
49	King, Danny	TE	6-4	245	RFr.	Bloomington, Minn. (Jefferson)
75	** Knaak, Tyler	OL	6-6	325	Jr.	Cottonwood Heights, Utah (Brighton/Utah)
74	Knutson, Brock	OL	6-7	310	So.	Scottsbluff, Neb. (Scottsbluff)
37	Koch, Kamdyn	P	6-2	200	RFr.	Westminster, Md. (Winters Mill)
14	Lateef, TJ	QB	6-1	200	Fr.	Compton, Calif. (Orange Lutheran)
92	Lefotu, Sua	DL	6-3	300	So.	Bellflower, Calif. (St. John Bosco)
11	** Lenhardt, Cameron	DL	6-3	270	Jr.	Staten Island, N.Y. (IMG [Fla.] Academy)
44	** Lindenmeyer, Luke	TE	6-3	250	Jr.	La Vista, Neb. (Papillion-La Vista)
17	Longval, Luke	QB	6-2	215	Jr.	Sioux City, Iowa (East/Iowa Western CC)
59	*** Lutovsky, Henry	OL	6-6	320	Sr.	Crawfordsville, Iowa (Mount Pleasant)
76	* Maciejczak, Jason	OL	6-3	310	So.	Pierre, S.D. (T.F. Riggs)
26	Mangini, Roman	WR	5-10	170	Jr.	Mesa, Ariz. (Desert Ridge)
56	Marks, Julian (Juu)	OL	6-4	310	Fr.	Olathe, Kan. (South)
87	Markway, Mac	TE	6-4	250	So.	St. Louis, Mo. (De Smet Jesuit/LSU)
10	Marshall, Andrew	DB	6-0	190	Jr.	Eastvale, Calif. (Eleanor Roosevelt/Idaho)
15	McCullough, Dasan	LB	6-5	235	Sr.	Kansas City, Kan. (Bloomington [Ind.] South/Indiana/Oklahoma)
17	* McGahee IV, Willis	LB	6-1	240	So.	Miami, Fla. (Christopher Columbus)
40	Merritt, Dawson	LB	6-3	225	Fr.	Stilwell, Kan. (Blue Valley)

81	Miller, Hayes	WR	6-0	200	So.	Shawnee, Kan. (Mill Valley/Coffeyville CC)
19	Mills Jr., Cortez	WR	6-0	185	Fr.	Homestead, Fla. (Homestead)
56	Mooberry, Pierce	LB	6-3	220	Fr.	Omaha, Neb. (Millard North)
95	Moore, Gabe	DL	6-5	290	So.	Louisville, Miss. (Louisville/Mississippi State)
22	Mozee, Isaiah	RB	6-0	210	Fr.	Kansas City, Mo. (Lee's Summit North)
57	Murphy, Ashton	DL	6-5	275	RFr.	Elkhorn, Neb. (South)
29 *	Nelson, Carter	TE	6-5	240	So.	Ainsworth, Neb. (Ainsworth)
35	Nelson, Mekhi	RB	6-0	195	RFr.	Wilkes-Barre, Pa. (Wilkes-Barre/St. Thomas More [Conn.] Prep)
22	Noonan, Maverick	DL	6-4	245	So.	Omaha, Neb. (Elkhorn South)
96	Nwaneri, Williams	DL	6-7	265	RFr.	Lee's Summit, Mo. (North/Missouri)
94	Ochoa, Jordan	LB	6-4	240	RFr.	Castle Rock, Colo. (Castle View)
34	Okafor, Preston	DB	6-2	190	RFr.	Omaha, Neb. (Westside)
24	Parker, Jamarion	RB	5-11	200	Fr.	St. Louis, Mo. (Cardinal Ritter)
99 *	Parrott, Dylan	DL	6-5	320	Jr.	Eldridge, Iowa (North Scott)
58	Peters, Jake	OL	6-3	300	RFr.	Cedar Falls, Iowa (Cedar Falls)
93	Pietrzak, Kade	DL	6-5	265	Fr.	West Fargo, N.D. (Sheyenne)
19	Prescott, Kahmir	DB	6-1	195	RFr.	Philadelphia, Pa. (Neumann Goretti)
57	Pritchett, Elijah	OL	6-6	325	Jr.	Columbus, Ga. (Carver/Alabama)
65 **	Prochazka, Teddy	OL	6-10	320	Sr.	Elkhorn, Neb. (South)
29	Prude, Braylen	DB	6-4	200	RFr.	Pearland, Texas (Shadow Creek)
72	Pyle, Gibson	OL	6-5	295	RFr.	Houston, Texas (Klein Cain)
15 *	Raiola, Dylan	QB	6-3	230	So.	Buford, Ga. (Buford)
12	Rhett, Justyn	DB	6-1	200	So.	Las Vegas, Nev. (Bishop Gorman/Georgia)
52	Rogers, Dylan	LB	6-3	240	So.	Cypress, Texas (Cypress Woods)
14	Sanders, Amare	DB	6-1	190	Fr.	Miami, Fla. (Gulliver Prep)
46	Schutt, Connor	WR	6-6	225	RFr.	Wahoo, Neb. (Bishop Neumann)
9 *	Shavers Jr., Vincent	LB	6-1	225	So.	Miami, Fla. (Miami Central)
49	Simpson, Malcolm	DL	6-3	285	Fr.	Hitchcock, Texas (Hitchcock)
8 ***	Singleton, DeShon	DB	6-3	210	Sr.	Greensburg, La. (St. Helena/Hutchinson [Kan.] CC)
84	Singleton Jr., DJ	WR	5-10	150	RFr.	Greensburg, La. (St. Helena/Lincoln [Neb.] East)
62	Sledge, Sam	OL	6-4	300	So.	Omaha, Neb. (Creighton Prep)
85	Smith, Keelan	WR	6-3	205	RFr.	Kansas City, Mo. (Liberty North)
11	Soukup, Bode	QB	6-2	205	RFr.	Blair, Neb. (Blair)
50	Spindler, Rocco	OL	6-5	320	Sr.	Clarkston, Mich. (Clarkston/Notre Dame)
47 *	Stenger, Gage	LB	6-2	220	Jr.	Omaha, Neb. (Millard South)
59 *	Stewart, Rahmir	LB	5-11	220	So.	Philadelphia, Pa. (Imhotep Institute)
63	Tapu, Brian	OL	6-5	295	Fr.	South Auckland, New Zealand (Salt Lake City [Utah] West)
18	Tarver Jr., Larry	DB	5-11	175	RFr.	Miami, Fla. (Norland)
68	Taumua, Preston	OL	6-4	325	RFr.	Waipahu, Hawaii (Waipahu)
41	Terch, Tanner	DB	6-1	190	Fr.	Littleton, Colo. (Heritage)
71	Terry, Tyson	DL	6-2	310	Fr.	Omaha, Neb. (North)
26	Turner, Brice	DB	6-1	205	So.	Bay City, Texas (Bay City)
32	Uhlir, Trent	LB	6-1	235	RFr.	Battle Creek, Neb. (Battle Creek)
5 *	Van Poppel, Riley	DL	6-5	295	So.	Argyle, Texas (Argyle)
48	VerMaas, Caden	DB	6-0	190	Fr.	Omaha, Neb. (Millard North)
42	Wacker, Derek	LB	6-1	230	RFr.	Yutan, Neb. (Yutan)
33	Watson-Trent, Marques	LB	5-11	225	Sr.	Pittsburgh, Pa. (Blackhawk/Georgia Southern)
39	Webber, Bryson	DB	6-3	190	Fr.	Missouri City, Texas (Ridge Point)
32	Williams, Kenneth	RB	5-9	190	So.	Detroit, Mich. (Lincoln [Neb.] High)
83	Wilson, Archie	P	6-2	215	Fr.	Frankston South, Victoria, Australia (Haileybury Prep)
1 *	Wright, Ceyair	DB	6-0	190	Sr.	Los Angeles, Calif. (Loyola/USC)
0 ***	Wright, Javin	LB	6-5	230	Sr.	Chandler, Ariz. (Hamilton)

Lettermen in Bold; *Indicates Letters Earned

PRONUNCIATION GUIDE

Rowdy Bauer.....BOW-er
 Janiran Bonner.....juh-NIGH-run
 Marques Buford Jr.....marr-KEESE
 Jamir Conn.....juh-MEER
 Conor Connealy.....kuh-KNEEL-ee
 Kyle Cunanan.....cue-NAN-unn
 Marcos Davila.....marr-KOSE DAH-vee-luh
 Thomas D'Onofrio.....duh-NOFF-ree-oh
 Aidan Flege.....FLEG-ee
 Kevin Gallic.....GAL-ick
 Vincent Genatone.....GINN-uh-tone
 Gunnar Gottula.....guh-TOO-luh
 Heinrich Haarberg.....HINE-rick HARR-burg
 David Hoffken.....DAW-vid HUFF-kinn
 John Hohl.....HOLE
 Nyzhiah Hunter.....nigh-ZAY-uh
 Eric Ingwersen.....ING-ger-sinn
 Elijah Jeudy.....JUDY
 Houston Ka'aha'aina-Torres...caw-AW-hah-HEY-nuh TORE-ess
 Tyler Knaak.....kuh-NOCK
 Brock Knutson.....kuh-NEWT-son

Kamdyn Koch.....COOK
 Sua Lefotu.....leh-FOE-too
 Henry Lutovsky.....loo-TAUV-skee
 Jason Maciejczak.....muh-CHAY-chock
 Dasan McCullough...duh-SONN muh-CULL-uh
 Isaiah Mozee.....MO-zee
 Williams Nwaneri.....wuh-NAIR-ee
 Jordan Ochoa.....oh-CHO-uh
 Kade Pietrzak.....PET-chock
 Teddy Prochazka.....pro-HAH-skuh
 Dylan Raiola.....rye-OLE-uh
 Amare Sanders.....uh-MAR-ee
 DeShon Singleton.....dee-SHAWN
 Bode Soukup.....SOAK-up
 Gage Stenger.....STANG-er
 Brian Tapu.....TAW-poo
 Preston Taumua.....taw-uh-MOO-uh
 Trent Uhlir.....YOU-lurr
 Marques Watson-Trent.....mar-KWESS
 Ceyair Wright.....cee-AIR
 Javin Wright.....JAY-vinn

NUMERICAL ROSTER

43	Michael Booker III	LB
44	Luke Lindenmeyer	TE
45	Izaac Dickey	RB
45	Roger Gradney	LB
46	Kevin Gallic	LS
46	Connor Schutt	WR
47	Gage Stenger	LB
48	Cayden Echternach	TE
48	Caden VerMaas	DB
49	Danny King	TE
49	Malcolm Simpson	DL
50	Christian Jones	LB
50	Rocco Spindler	OL
51	Justin Evans	OL
52	Dylan Rogers	LB
53	David Höffken	DL
54	Jacob Bower	LB
55	Ethan Duda	LB
56	Julian (Juju) Marks	OL
56	Pierce Mooberry	LB
57	Ashton Murphy	DL
57	Elijah Pritchett	OL
58	Jake Peters	OL
59	Henry Lutovsky	OL
59	Rahmir Stewart	LB
62	Sam Sledge	OL
63	Brian Tapu	OL
65	Teddy Prochazka	OL
66	Grant Brix	OL
67	Houston Ka'aha'aina-Torres	OL
68	Preston Taumua	OL
69	Turner Corcoran	OL
69	Landen Davidson	DL
70	Nolan Fennessy	OL
71	Tyson Terry	DL
72	Gibson Pyle	OL
74	Brock Knutson	OL
75	Tyler Knaak	OL
76	Jason Maciejczak	OL
77	Gunnar Gottula	OL
78	Jacob Brandl	OL
79	Shawn Hammerbeck	OL
80	Jeremiah Jones	WR
81	Hayes Miller	WR
82	Eric Ingwersen	TE
83	Archie Wilson	P
84	DJ Singleton Jr.	WR
85	Keelan Smith	WR
86	Mason Goldman	DL
87	Mac Markway	TE
88	Jackson Carpenter	WR
90	Jaylen George	DL
90	John Hohl	PK
91	Kyle Cunanan	PK
92	Sua Lefotu	DL
93	Kade Pietrzak	DL
94	Aidan Flege	LS
94	Jordan Ochoa	LB
95	Gabe Moore	DL
96	Williams Nwaneri	DL
97	Keona Davis	DL
98	Conor Connealy	DL
99	Dylan Parrott	DL

CAREER STARTS - OFFENSE

PLAYER	'20	'21	'22	'23	'24	'25	ALL
Key	-	-	12^	12^	11^	3	38
Corcoran	1	11	12	7	4	0	35
Spindler	-	0*	0*	10*	13*	3	26
Evans	-	-	0	5	13	3	21
Lutovsky	-	0	2	2	11	3	18
Raiola	-	-	-	-	13	3	16
Prochazka	-	2	3	6	0	3	14
E. Johnson	-	-	0	6	5	3	14
Pritchett	-	-	0#	0#	12#	0	12
Gottula	-	-	-	0	9	3	12
Hunter	-	-	-	0%	8%	3	11
Lindenmeyer	-	-	0	5	2	3	10
Haarberg	-	0	0	8	1	0	9
Barney Jr.	-	-	-	-	4	3	7
Bonner	-	-	0	3	3	0	6
Markway	-	-	-	1\$	0	0	1

*at Notre Dame; ^at Kentucky; #at Alabama; %at Cal; \$at LSU

CAREER STARTS - DEFENSE

PLAYER	'20	'21	'22	'23	'24	'25	ALL
Watson-Trent	0*	1*	11*	13*	12*	2	39
Hartzog	-	-	8	10	12	2	32
Buford Jr.	-	0	11	2	12	3	28
C. Wright	-	0#	11#	4#	8	3	26
George	-	-	0	11~	12~	0	23
Singleton	-	-	0	5	13	3	21
Marshall	-	-	-	1\$	13\$	3	17
McCullough	-	-	4!	7%	1%	3	15
Conn	-	-	-	0@	11@	0	11
Lenhardt	-	-	-	4	2	3	9
Hill	-	-	-	6`	0	0	6
J. Wright	0	0	1	1	1	2	5
Shavers Jr.	-	-	-	-	2	2	4
Jeudy	-	0+	0+	0	1	3	4
Davis	-	-	-	-	-	3	3
D. Jones	-	-	-	-	0	1	1
Charles	-	-	-	0	1	0	1

*at Georgia Southern; #at USC; !at Indiana; %at Oklahoma; \$at FCS Idaho; ~at FCS East Tennessee State; @at FCS Southern Illinois; +at Texas A&M; `at FCS Saint Francis

CAREER STARTS - SPECIAL TEAMS

PLAYER	'21	'22	'23	'24	'25	ALL
Cunanan	-	-	10*	3*	3	16
Alvano	-	-	12	3	0	15
Hohl	-	-	-	10	0	10
Wilson	-	-	-	-	1	1

*at Charlotte

NEBRASKA DEPTH CHART

OFFENSE

LEFT TACKLE

77	Gunnar Gottula	6-6 305 So.
69	Turner Corcoran	6-6 310 Sr.
57	Elijah Pritchett	6-6 325 Jr.

LEFT GUARD

59	Henry Lutovsky	6-6 320 Sr.
76	Jason Maciejczak	6-3 310 So.

CENTER

51	Justin Evans	6-2 315 Jr.
62	Sam Sledge	6-4 300 So.
58	Jake Peters	6-3 300 RFr.

RIGHT GUARD

50	Rocco Spindler	6-5 320 Sr.
66	Grant Brix	6-6 315 RFr.

RIGHT TACKLE

65	Teddy Prochazka	6-10 320 Sr.
75	Tyler Knaak	6-6 325 Jr.

TIGHT END

44	Luke Lindenmeyer	6-3 250 Jr.
10	Heinrich Haarberg	6-5 230 Sr. OR
29	Carter Nelson	6-5 240 So.

WIDE RECEIVER

13	Nyziah Hunter	6-1 205 So.
18	Quinn Clark	6-5 210 RFr.

WIDE RECEIVER

6	Dane Key	6-3 210 Sr.
19	Cortez Mills Jr.	6-0 185 Fr.
80	Jeremiah Jones	6-4 225 Fr.

WIDE RECEIVER

2	Jacory Barney Jr.	6-0 170 So.
85	Keelan Smith	6-3 205 RFr.

QUARTERBACK

15	Dylan Raiola	6-3 230 So.
14	TJ Lateef	6-1 200 Fr.
12	Jalyn Gramstad	6-0 200 Sr.

RUNNING BACK

21	Emmett Johnson	5-11 200 Jr.
35	Mekhi Nelson	6-0 195 RFr.
22	Isaiah Mozee	6-0 210 Fr.
28	Kwinten Ives	6-3 215 So.

DEFENSE

DEFENSIVE END

11	Cameron Lenhardt	6-3 270 Jr. OR
96	Williams Nwaneri	6-7 265 RFr.
93	Kade Pietrzak	6-5 265 Fr.

NOSE GUARD

16	Elijah Jeudy	6-3 300 Sr.
5	Riley Van Poppel	6-5 295 So.
95	Gabe Moore	6-5 290 So.

DEFENSIVE TACKLE

97	Keona Davis	6-5 275 So.
90	Jaylen George	6-3 285 Jr.
92	Sua Lefotu	6-3 300 So.

JACK

15	Dasan McCullough	6-5 235 Sr.
94	Jordan Ochoa	6-4 240 RFr.
17	Willis McGahee IV	6-1 240 So.
52	Dylan Rogers	6-3 240 So.

LINEBACKER

33	Marques Watson-Trent	5-11 225 Sr. OR
9	Vincent Shavers Jr.	6-1 225 So.

LINEBACKER

0	Javin Wright	6-5 230 Sr.
54	Jacob Bower	6-1 220 So.
40	Dawson Merritt	6-3 225 Fr.

ROVER

8	DeShon Singleton	6-3 210 Sr.
21	Rex Guthrie	6-1 200 RFr.
24	Derek Branch	5-11 195 Sr.

CORNERBACK

10	Andrew Marshall	6-0 190 Jr.
37	Donovan Jones	6-1 200 RFr.

SAFETY

3	Marques Buford Jr.	5-11 190 Sr.
28	Caleb Benning	5-11 200 RFr.

NICKEL

7	Malcolm Hartzog Jr.	5-9 185 Sr.
13	Jamir Conn	5-11 180 Jr.

CORNERBACK

1	Ceyair Wright	6-0 190 Sr.
25	Jeremiah Charles	6-0 175 So.
14	Amare Sanders	6-1 190 RFr.

SPECIAL TEAMS

PLACE-KICKER

91	Kyle Cunanan	5-10 180 So.
90	John Hohl	6-0 195 So.
30	Tristan Alvano	6-1 210 So.

HOLDER

37	Kamdyn Koch	6-2 200 RFr.
12	Jalyn Gramstad	6-0 200 Sr.

PUNTER

83	Archie Wilson	6-2 215 Fr.
37	Kamdyn Koch	6-2 200 RFr.

LONG SNAPPER

46	Kevin Gallic	5-11 240 Sr.
94	Aidan Flege	6-2 225 Sr.

KICK RETURNER

32	Kenneth Williams	5-9 190 So. OR
22	Isaiah Mozee	6-0 210 Fr. OR
35	Mekhi Nelson	6-0 195 RFr.

PUNT RETURNER

2	Jacory Barney Jr.	6-0 170 So.
10	Andrew Marshall	6-0 190 Jr.

2025 NEBRASKA GAME-BY-GAME STARTERS

OFFENSIVE STARTING LINEUPS

OPPONENT	WR	WR	WR	TE	RT	RG	C	LG	LT	QB	RB	PK
Cincinnati	Hunter	Barney Jr.	Key	Lindenmeyer	Prochazka	Spindler	Evans	Lutovsky	Gottula	Raiola	Johnson	Cunanan
Akron	Hunter	Barney Jr.	Key	Lindenmeyer	Prochazka	Spindler	Evans	Lutovsky	Gottula	Raiola	Johnson	Cunanan
HCU	Hunter	Barney Jr.	Key	Lindenmeyer	Prochazka	Spindler	Evans	Lutovsky	Gottula	Raiola	Johnson	Cunanan
Michigan												
Michigan St.												
Maryland												
Minnesota												
Northwestern												
USC												
UCLA												
Penn St.												
Iowa												

DEFENSIVE STARTING LINEUPS

OPPONENT	DE	NT	DT	JACK	LB	LB	ROV	CB	S	NICK	CB	P
Cincinnati	Lenhardt	Jeudy	Davis	McCullough	J. Wright	Watson-Trent	Singleton	C. Wright	Buford Jr.	Hartzog Jr.	Marshall	Wilson
Akron	Lenhardt	Jeudy	Davis	McCullough	J. Wright	Shavers Jr.	Singleton	C. Wright	Buford Jr.	Hartzog Jr.	Marshall	
HCU	Lenhardt	Jeudy	Davis	McCullough	Shavers Jr.	Watson-Trent	Singleton	Jones	Buford Jr.	C. Wright	Marshall	
Michigan												
Michigan St.												
Maryland												
Minnesota												
Northwestern												
USC												
UCLA												
Penn St.												
Iowa												

2025 NEBRASKA PLAYER PARTICIPATION

PLAYER, POS.	GP	GS	PLAYER, POS.	GP	GS	PLAYER, POS.	GP	GS
Tristan Alvano, PK	2	0	Malcolm Hartzog Jr., DB	2	2	Williams Nwaneri, DL	3	0
Jacory Barney Jr., WR	3	3	David Höfken, DL	2	0	Jordan Ochoa, LB	3	0
Rowdy Bauer, DB	2	0	John Hohl, PK	3	0	Preston Okafor, DB	2	0
Caleb Benning, DB	3	0	Nyziah Hunter, WR	3	3	Dylan Parrott, DL	3	0
Janiran Bonner, WR	1	0	Eric Ingwersen, TE	2	0	Jake Peters, OL	2	0
Michael Booker III, LB	3	0	Kwinten Ives, RB	2	0	Kade Pietrzak, DL	3	0
Conor Booth, RB	2	0	Elijah Jeudy, DL	3	3	Kahmir Prescott, DB	2	0
Jacob Bower, LB	3	0	Emmett Johnson, RB	3	3	Elijah Pritchett, OL	3	0
Derek Branch, DB	3	0	Christian Jones, LB	2	0	Teddy Prochazka, OL	3	3
Jacob Brandl, OL	2	0	Donovan Jones, DB	3	1	Braylen Prude, DB	1	0
Grant Brix, OL	1	0	Jeremiah Jones, WR	1	0	Dylan Raiola, QB	3	3
Mario Buford, DB	1	0	Houston Ka'aha'aina-Torres, OL	2	0	Justyn Rhett, DB	1	0
Marques Buford Jr., DB	3	3	Dane Key, WR	3	3	Dylan Rogers, LB	3	0
Jackson Carpenter, WR	2	0	Danny King, TE	1	0	Amare Sanders, DB	2	0
Jeremiah Charles, DB	3	0	Tyler Knaak, OL	3	0	Connor Schutt, LB	2	0
Quinn Clark, WR	3	0	Brock Knutson, OL	2	0	Vincent Shavers Jr., LB	3	2
Jamir Conn, DB	3	0	Kamdyn Koch, P/H	3	0	DeShon Singleton, DB	3	3
Turner Corcoran, OL	3	0	TJ Lateef, QB	2	0	DJ Singleton Jr., WR	2	0
Kyle Cunanan, PK	3	3	Sua Lefotu, DL	2	0	Sam Sledge, OL	3	0
Thomas D'Onofrio, DB	2	0	Cameron Lenhardt, DL	3	3	Keelan Smith, WR	2	0
Landen Davidson, DL	2	0	Luke Lindenmeyer, TE	3	3	Bode Soukup, QB	1	0
Marcos Davila, QB	2	0	Luke Longval, QB	1	0	Rocco Spindler, OL	3	3
Keona Davis, DL	3	3	Henry Lutovsky, OL	3	3	Rahmir Stewart, LB	2	0
Izaac Dickey, RB	2	0	Jason Maciejczak, OL	3	0	Larry Tarver Jr., DB	2	0
Ethan Duda, DL	2	0	Roman Mangini, WR	2	0	Preston Taumua, OL	2	0
Cayden Echternach, TE	3	0	Andrew Marshall, DB	3	3	Tanner Terch, DB	2	0
Justin Evans, OL	3	3	Dasan McCullough, LB	3	3	Brice Turner, DB	3	0
Aidan Flege, LS	1	0	Willis McGahee IV, LB	3	0	Trent Uhler, RB	1	0
Kevin Gallic, LS	3	0	Dawson Merritt, LB	3	0	Riley Van Poppel, DL	3	0
Vincent Genatone, RB	3	0	Hayes Miller, WR	2	0	Caden VerMaas, DB	2	0
Jaylen George, DL	3	0	Cortez Mills Jr., WR	3	0	Derek Wacker, LB	3	0
Mason Goldman, DL	3	0	Pierce Mooberry, LB	2	0	Marques Watson-Trent, LB	3	2
Gunnar Gottula, OL	3	3	Gabe Moore, DL	2	0	Bryson Webber, DB	2	0
Roger Gradney, LB	2	0	Isaiah Mozee, RB	3	0	Kenneth Williams, RB	3	0
Jalyn Gramstad, QB	2	0	Ashton Murphy, DL	2	0	Archie Wilson, P	2	1
Rex Guthrie, DB	3	0	Carter Nelson, TE	3	0	Ceyar Wright, DB	3	3
Heinrich Haarberg TE	3	0	Mekhi Nelson, RB	2	0	Javin Wright, LB	2	2
Shawn Hammerbeck, OL	2	0	Maverick Noonan, LB	2	0			

**JACORY
BARNEY JR. #2****6-0 | 170 | SO. | WR
FLORIDA CITY, FLA.****CAREER HONORS**

- Big Ten Freshman of the Week (11/2/2024)
- 2-Time Nebraska Scholar-Athlete Honor Roll

NEBRASKA RECORDS

- Season Receptions by a True Freshman: 52
- Season Receptions by a Freshman: 52 (tied)

2025 WATCH LIST

- Paul Hornung Award

CAREER SUPERLATIVES

- 100-yard Receiving Games: 1
- 200-yard All-Purpose Games: 1

2025 FBS TOP-25 RANKINGS

- Punt Return Yards Per Game: 22nd (15.0)

SEASON HIGHLIGHTS

- 1 of 10 Huskers to win a team vote to wear a single-digit number
- Has started every game and leads Nebraska with 15 receptions and 90 punt return yards
- Also ranks 2nd on the team with 181 receiving yards 271 all-purpose yards
- Had five catches for 27 yards against Cincinnati
- Set career highs in receiving yards, punt return yards and all-purpose yards against Akron
- Had seven catches for 132 yards and four punt return yards for 87 yards for a total of 219 all-purpose yards
- Caught three passes for 22 yards against Houston Christian, including a 9-yard touchdown for his first career receiving touchdown

RECEIVING GAME-BY-GAME

OPPONENT	REC.	YDS	TD	LONG
Cincinnati	5	27	0	13
Akron	7	132	0	39
Houston Christian	3	22	1	9
Michigan				
Michigan St.				
Maryland				
Minnesota				
Northwestern				
USC				
UCLA				
Penn St.				
Iowa				

PUNT RETURN GAME-BY-GAME

OPPONENT	RET.	YDS	TD	LONG
Cincinnati	2	3	0	3
Akron	4	87	0	39
Houston Christian	0	0	0	-
Michigan				
Michigan St.				
Maryland				
Minnesota				
Northwestern				
USC				
UCLA				
Penn St.				
Iowa				

CAREER RECEIVING STATS

YEAR	G/S	REC.	YDS	Y/R	Y/G	TD
2024	13/4	55	447	8.1	34.4	0
2025	3/3	15	181	12.1	60.3	1
Total	16/7	70	628	9.0	39.3	1

KICK RETURNS: 14 ret., 285 yards, 0 TDs**PUNT RETURNS:** 10 ret., 103 yards, 0 TDs**RUSHING:** 10 att., 130 yards, 3 TDs**CAREER RECEIVING HIGHS**

Receptions	9 vs. Wisconsin (2024)
Receiving Yards	132 vs. Akron (2025)
Receiving Touchdowns	1 vs. HCU (2025)
Long Reception	40 vs. UCLA (2024)

CAREER RUSHING HIGHS

Rushes	4 at Purdue (2024)
Rushing Yards	66 at Purdue (2024)
Rushing Touchdowns	1 three times
Long Rush	31 at Purdue (2024)

CAREER RETURN HIGHS

Kickoff Returns	3 vs. UTEP (2024)
Kickoff Return Yards	75 vs. UTEP (2024)
Kickoff Return Touchdowns	none
Long Kickoff Return	45 vs. Wisconsin (2024)
Punt Returns	4 vs. Akron (2025)
Punt Return Yards	87 vs. Akron (2025)
Punt Return Touchdowns	none
Long Punt Return	39 vs. Akron (2025)

**CALEB
BENNING #28****5-11 | 200 | R-FR. | DB
OMAHA, NEB.****CAREER HONORS**

- 2-Time Nebraska Scholar-Athlete Honor Roll

PERSONAL NOTES

- His father, Damon, serves as an analyst on Nebraska football radio broadcasts
- Damon was also a former Husker who ran for more than 1,500 career yards with more than 2,600 career all-purpose yards and was a member of Nebraska's 1994 & 1995 national championship teams

SEASON HIGHLIGHTS

- Saw action on special teams against Cincinnati
- Recorded two tackles against Akron
- Matched his career high with three tackles against Houston Christian

GAME-BY-GAME

OPPONENT	UT-AT-TT	TFL-YD	PBU	INT
Cincinnati	0-0-0	0.0-0	0	0
Akron	1-1-2	0.0-0	0	0
Houston Christian	2-1-3	0.0-0	0	0
Michigan				
Michigan St.				
Maryland				
Minnesota				
Northwestern				
USC				
UCLA				
Penn St.				
Iowa				

CAREER TACKLE STATS

YEAR	G/S	UT	AT	TT	TFL-YD	SCK-YD
2024	3/0	2	2	4	0.0-0	0.0-0
2025	3/0	3	2	5	0.0-0	0.0-0
Total	6/0	5	4	9	0.0-0	0.0-0

CAREER MISCELLANEOUS STATS

YEAR	FF	FR	PBU	INT	QBH	BLK
2024	0	0	0	0	0	0
2025	0	0	0	0	0	0
Total	0	0	0	0	0	0

CAREER HIGHS

Tackles	3 twice
TFLs	none
Sacks	none
Breakups	none

**MARQUES
BUFORD JR.**

#3

**5-11 | 190 | SR. | DB
CHICAGO, ILL.****CAREER HONORS**

- 2025 Team Captain
- 3-Time Academic All-Big Ten
- 8-Time Nebraska Scholar-Athlete Honor Roll

PERSONAL NOTES

- His brother, Mario, is a sophomore defensive back for the Huskers
- Graduated with a degree in child, youth and family studies

CAREER NOTES

- Suffered a major knee injury in November of 2022 that kept him out for nearly one full year
- Has played both cornerback and safety in his career, starting 21 games at safety and seven at cornerback

CAREER SUPERLATIVES

- Double-Digit Tackle Games: 1

SEASON HIGHLIGHTS

- 1 of 10 Huskers to win a team vote to wear a single-digit number
- Has started every game at safety
- Made five solo tackles against Cincinnati and was part of a secondary that limited the Bearcats to 69 passing yards on 25 attempts
- Had two tackles against Akron as the secondary allowed only 62 passing yards on 23 attempts
- Did not have a tackle against Houston Christian but helped the Huskers limit the Huskies to 67 passing yards
- Marked the first time since 1990 that NU had limited three consecutive opponents to fewer than 100 passing yards

GAME-BY-GAME

OPPONENT	UT-AT-TT	TFL-YD	PBU	INT
Cincinnati	5-0-5	0.0-0	0	0
Akron	1-1-2	0.0-0	0	0
Houston Christian	0-0-0	0.0-0	0	0
Michigan				
Michigan St.				
Maryland				
Minnesota				
Northwestern				
USC				
UCLA				
Penn St.				
Iowa				

CAREER TACKLE STATS

YEAR	G/S	UT	AT	TT	TFL-YD	SCK-YD
2021	12/0	1	2	3	0.0-0	0.0-0
2022	11/11	36	23	59	2.5-3	0.0-0
2023*	4/2	15	3	18	3.0-14	1.0-11
2024	13/12	20	15	35	1.0-3	0.0-0
2025	3/3	6	1	7	0.0-0	0.0-0
TOTAL	43/28	78	44	122	6.5-20	1.0-11

*Redshirt season

CAREER MISCELLANEOUS STATS

YEAR	FF	FR	PBU	INT	QBH	BLK
2021	0	0	0	0	0	0
2022	1	0	3	2	1	0
2023	0	0	0	0	0	0
2024	0	0	5	1	0	0
2025	0	0	0	0	0	0
TOTAL	1	0	8	3	1	0

*Redshirt season

CAREER HIGHS

Tackles	10 at Wisconsin (2023)
TFLs	1.5 twice
Sacks	1.0 vs. Maryland (2023)
Breakups	3 vs. Rutgers (2024)
Interceptions	2 vs. Georgia Southern (2022)

**QUINN
CLARK**

#18

**6-5 | 210 | R-FR. | WR
BOZEMAN, MONT.****CAREER HONORS**

- 2-Time Nebraska Scholar-Athlete Honor Roll

PERSONAL NOTES

- His late father, Ken Clark, was a Husker running back from 1985 to 1989 who rushed for 3,037 yards, which ranked 2nd in school history at the end of his career

SEASON HIGHLIGHTS

- Has played in every game
- Had a 7-yard reception against Cincinnati for his first career catch
- Caught a 37-yard touchdown pass against Akron for his first career score

GAME-BY-GAME

OPPONENT	REC.	YDS	TD	LONG
Cincinnati	1	7	0	7
Akron	1	37	1	37
Houston Christian	0	0	0	-
Michigan				
Michigan St.				
Maryland				
Minnesota				
Northwestern				
USC				
UCLA				
Penn St.				
Iowa				

CAREER RECEIVING STATS

YEAR	G/S	REC.	YDS	Y/R	Y/G	TD
2024*	1/0	0	0	0.0	0.0	0
2025	3/0	2	44	22.0	14.7	1
TOTAL	4/0	2	44	22.0	11.0	1

*redshirt season

CAREER HIGHS

Receptions	1 twice
Receiving Yards	37 vs. Akron (2025)
Receiving Touchdowns	1 vs. Akron (2025)
Long Reception	37 vs. Akron [TD] (2025)

**JAMIR
CONN**

#13

**5-11 | 180 | JR. | DB
KANSAS CITY, MO.****CAREER HONORS**

- Nebraska Scholar-Athlete Honor Roll (Spring 2025)

CAREER NOTES

- Spent two seasons at FCS Southern Illinois before transferring to Nebraska
- Played in 23 games with 11 starts at SIU, totaling 68 tackles, 4.5 TFLs and nine pass breakups

SEASON HIGHLIGHTS

- Has played in every game
- Made his Husker debut against Cincinnati
- Finished with two tackles against Akron, including a half tackle for loss as NU held the Zips to 62 passing yards
- Recorded four tackles against Houston Christian with a pass breakup
- Part of a secondary that limited HCU to 67 passing yards
- Marked the first time since 1990 that NU had limited three consecutive opponents to fewer than 100 passing yards

GAME-BY-GAME

OPPONENT	UT-AT-TT	TFL-YD	PBU	INT
Cincinnati	0-0-0	0.0-0	0	0
Akron	1-1-2	0.5-0	0	0
Houston Christian	2-2-4	0.0-0	1	0
Michigan				
Michigan St.				
Maryland				
Minnesota				
Northwestern				
USC				
UCLA				
Penn St.				
Iowa				

CAREER TACKLE STATS

YEAR	G/S	UT	AT	TT	TFL-YD	SCK-YD
2023*	12/0	5	6	11	1.0-1	0.0-0
2024*	11/11	33	24	57	3.5-8	0.0-0
2025	3/0	3	3	6	0.5-0	0.0-0
TOTAL	26/11	41	33	74	5.0-9	0.0-0

*at FCS Southern Illinois

CAREER MISCELLANEOUS STATS

YEAR	FF	FR	PBU	INT	QBH	BLK
2023	0	1	3	0	0	0
2024	1	0	6	0	1	0
2025	0	0	1	0	0	0
TOTAL	1	1	10	0	1	0

*at FCS Southern Illinois

CAREER HIGHS

Tackles	9 vs. Youngstown St. (2024)*
TFLs	1.0 twice*
Sacks	none
Breakups	2 vs. Illinois St. (2024)*
Interceptions	none

*at FCS Southern Illinois

**KYLE
CUNANAN**

#91

**5-10 | 180 | SO. | PK
PHOENIX, ARIZ.****2025 FBS TOP-25 RANKINGS**

- Field Goal Percentage: 1st (1.000)
- Scoring Per Game: 18th (10.3)
- Total Points: 18th (31)

CAREER NOTES

- Transferred to Nebraska after playing two seasons at Charlotte and spending the 2025 spring season at Cal
- Made 14-of-20 field goals at Charlotte

SEASON HIGHLIGHTS

- Has started every game at place-kicker and has yet to miss a kick (4-4 FGs, 19-19 PATs)
- Connected on both field goals against Cincinnati, including a career-long 52-yarder in his first attempt as a Husker
- Also had two touchbacks on three kickoffs
- Scored a career-high 12 points against Akron, connecting on all nine PATs and his lone field goal attempt (35 yards)
- Had 11 points against Houston Christian with eight PATs and a 24-yard field goal

GAME-BY-GAME

OPPONENT	XP-ATT	FG-ATT	LG	BK	PTS
Cincinnati	2-2	2-2	52	0	8
Akron	9-9	1-1	35	0	12
Houston Christian	8-8	1-1	24	0	11
Michigan					
Michigan St.					
Maryland					
Minnesota					
Northwestern					
USC					
UCLA					
Penn St.					
Iowa					

CAREER STATS

YEAR	G/S	PAT	FG	PCT.	PTS	LG
2023^	12/10	16-16	9-15	60.0	43	49
2024^*	3/3	5-5	5-5	100.0	20	31
2025	3/3	19-19	4-4	100.0	31	52
Total	18/16	40-40	18-24	75.0	94	52

^at Charlotte; *redshirt

KICKOFFS: 54 att., 24 touchbacks**CAREER HIGHS**

Field Goal Attempts	4 at Tulsa (2023)*
Field Goals Made	3 three times*
Long Field Goal	52 vs. Cincinnati (2025)
Points	12 vs. Akron (2025)
PATs	9 vs. Akron (2025)

*at Charlotte

**KEONA
DAVIS**

#97

**6-5 | 275 | SO. | DL
TUCSON, ARIZ.****CAREER HONORS**

- 2-Time Nebraska Scholar-Athlete Honor Roll

SEASON HIGHLIGHTS

- Has started every game
- Made his first career start against Cincinnati and had a career-high three tackles
- Had one solo tackle against Akron

GAME-BY-GAME

OPPONENT	UT-AT-TT	TFL-YD	SACK-YD
Cincinnati	0-3-3	0.0-0	0.0-0
Akron	1-0-1	0.0-0	0.0-0
Houston Christian	0-0-0	0.0-0	0.0-0
Michigan			
Michigan St.			
Maryland			
Minnesota			
Northwestern			
USC			
UCLA			
Penn St.			
Iowa			

CAREER TACKLE STATS

YEAR	G/S	UT	AT	TT	TFL-YD	SCK-YD
2024	12/0	5	5	10	1.5-1	0.0-0
2025	3/3	1	3	4	0.0-0	0.0-0
TOTAL	15/3	6	8	14	1.5-1	0.0-0

CAREER MISCELLANEOUS STATS

YEAR	FF	FR	PBU	INT	QBH	BLK
2024	0	0	0	0	1	0
2025	0	0	0	0	0	0
TOTAL	0	0	0	0	1	0

*redshirt season

CAREER HIGHS

Tackles	3 vs. Cincinnati (2025)
TFLs	1.0 at Purdue (2024)
Sacks	none
Breakups	none



JUSTIN
EVANS

#51

6-1 | 315 | JR. | OL
EAST ORANGE, N.J.

CAREER HONORS

- 2-Time Academic All-Big Ten
- 3-Time Nebraska Scholar-Athlete Honor Roll

CAREER NOTES

- Has started 16 career games at left guard, four at center and one as a sixth offensive lineman

SEASON HIGHLIGHTS

- Has started every game at center
- Helped Nebraska total 728 yards against Akron, the eighth-highest total in school history

CAREER STATS

- **Games:** 28 (12 in 2023; 13 in 2024; 3 in 2025)
- **Starts:** 21 (5 in 2023; 13 in 2024; 3 in 2025)



KEVIN
GALLIC

#46

5-11 | 240 | SR. | LS
WARREN, N.J.

CAREER HONORS

- Nebraska Scholar-Athlete Honor Roll (Spring 2025)

2025 WATCH LIST

- Patrick Mannelly Long Snapping Award

CAREER NOTES

- Spent three seasons as the long snapper at FCS New Hampshire (2022-24) before transferring to Nebraska

SEASON HIGHLIGHTS

- Has handled nearly all long-snapping duties this season
- Handled all long-snapping duties in his Husker debut against Cincinnati
- Handled all snapping duties against Akron with the exception of the final extra point
- Did all of the long snapping vs. Houston Christian

CAREER STATS

- **Games:** 39
(13 in 2022*; 10 in 2023*; 13 in 2024*; 2 in 2025)
- **Tackles:** 1 solo, 2 assisted, 3 total

*at FCS New Hampshire



JAYLEN
GEORGE

#90

6-3 | 285 | JR. | DL
SUWANEE, GA.

CAREER HONORS

- Nebraska Scholar-Athlete Honor Roll (Spring 2025)

CAREER NOTES

- Spent three seasons at FCS East Tennessee State (2022-24) before transferring to Nebraska
- Started 23 games at ETSU and recorded 54 tackles, 9.5 TFLs and 3.0 sacks

SEASON HIGHLIGHTS

- Has played in every game
- Made his Husker debut against Cincinnati
- Had one tackle against Akron
- Recorded one tackle vs. Houston Christian

GAME-BY-GAME

OPPONENT	UT-AT-TT	TFL-YD	SACK-YD
Cincinnati	0-0-0	0.0-0	0.0-0
Akron	0-1-1	0.0-0	0.0-0
Houston Christian	0-1-1	0.0-0	0.0-0
Michigan			
Michigan St.			
Maryland			
Minnesota			
Northwestern			
USC			
UCLA			
Penn St.			
Iowa			

CAREER TACKLE STATS

YEAR	G/S	UT	AT	TT	TFL-YD	SCK-YD
2022^					Redshirt	
2023^	11/11	10	11	21	3.5-22	2.5-18
2024^	12/12	14	19	33	6.0-15	0.5-3
2025	3/0	0	2	2	0.0-0	0.0-0
TOTAL	26/23	24	32	56	9.5-37	3.0-21

^at FCS East Tennessee State

CAREER MISCELLANEOUS STATS

YEAR	FF	FR	PBU	INT	QBH	BLK
2022^						Redshirt
2023^	1	1	0	0	5	0
2024^	1	1	0	0	7	0
2025	0	0	0	0	0	0
TOTAL	2	2	0	0	12	0

^at FCS East Tennessee State

CAREER HIGHS

Tackles	6 vs. Furman (2024)*
TFLs	2.0 twice*
Sacks	1.5 vs. The Citadel (2023)*
Breakups	none

*at FCS East Tennessee State

**GUNNAR
GOTTULA #77****6-6 | 305 | SO. | OL
LINCOLN, NEB.****CAREER HONORS**

- Academic All-Big Ten (2024)
- 5-Time Nebraska Scholar-Athlete Honor Roll

PERSONAL NOTES

- His father, Ryan, is the head coach of Lincoln Southeast High School

CAREER NOTES

- Each of his 12 career starts have come at left tackle

SEASON HIGHLIGHTS

- Has started every game at left tackle, stretching his streak to 12 consecutive starts at the position
- Helped Nebraska total 728 yards against Akron, the eighth-highest total in school history

CAREER STATS

- **Games:** 18 (4 in 2023; 11 in 2024; 3 in 2025)
- **Starts:** 12 (9 in 2024; 3 in 2025)

**JALYN
GRAMSTAD #12****6-0 | 200 | SR. | QB
LESTER, IOWA****CAREER HONORS**

- 3-Time Nebraska Scholar-Athlete Honor Roll

PERSONAL NOTES

- Graduated from Northwestern College with a degree in business administration

CAREER NOTES

- Spent four seasons (2020-23) at Northwestern College, an NAIA program in Iowa
- Played defensive back his first two seasons at Northwestern before switching to QB in 2022
- Played in 23 games in two seasons as a defender, totaling 67 tackles, 1.5 TFL, 7 PBU & 5 INT
- In two seasons as a quarterback, threw for 6,237 yards and 60 passing touchdowns with 1,822 rushing yards and 31 rushing touchdowns
- Was the 2023 NAIA National Player of the Year

SEASON HIGHLIGHTS

- Made his season debut against Akron and completed both passes he attempted
- Completed all three passes against HCU

GAME-BY-GAME

OPPONENT	COMP-ATT	YDS	TD	INT
Cincinnati	0-0	0	0	0
Akron	2-2	2	0	0
Houston Christian	3-3	14	0	0
Michigan				
Michigan St.				
Maryland				
Minnesota				
Northwestern				
USC				
UCLA				
Penn St.				
Iowa				

CAREER PASSING STATS

YEAR	G/S	CMP-ATT	PCT	YDS	TD	INT
2024	1/0	1-3	33.3	11	0	0
2025	2/0	5-5	100.0	16	0	0
TOTAL	3/0	6-8	75.0	27	0	0

CAREER RUSHING STATS

YEAR	G/S	ATT.	NET	Y/A	Y/G	TD
2024	1/0	1	2	2.0	2.0	0
2025	2/0	0	0	0.0	0.0	0
TOTAL	3/0	1	2	2.0	0.7	0

CAREER PASSING HIGHS

Attempts	3 vs. UTEP (2024)
Completions	2 vs. Akron (2025)
Yards	11 vs. UTEP (2024)
Touchdowns	none
Long Pass	11 vs. UTEP (2024)

CAREER RUSHING HIGHS

Attempts	1 vs. UTEP (2024)
Yards	2 vs. UTEP (2024)
Touchdowns	none
Long Rush	2 vs. UTEP (2024)

**REX
GUTHRIE #21****6-1 | 200 | R-FR. | DB
LITTLETON, COLO.****CAREER HONORS**

- 2-Time Nebraska Scholar-Athlete Honor Roll

SEASON HIGHLIGHTS

- Has played in every game and is tied for the team lead with 12 tackles
- Had three tackles in his Husker debut against Cincinnati as NU limited the Bearcats to 69 passing yards
- Also had three tackles against Akron with his first career TFL and his first career pass breakup as NU limited the Zips to 62 passing yards
- Led Nebraska with six tackles against Houston Christian while recorded a half tackle for loss
- Part of a secondary that limited HCU to 67 passing yards
- Marked the first time since 1990 that NU had limited three consecutive opponents to fewer than 100 passing yards

GAME-BY-GAME

OPPONENT	UT-AT-TT	TFL-YD	PBU	INT
Cincinnati	1-2-3	0.0-0	0	0
Akron	1-2-3	1.0-3	1	0
Houston Christian	1-5-6	0.5-1	0	0
Michigan				
Michigan St.				
Maryland				
Minnesota				
Northwestern				
USC				
UCLA				
Penn St.				
Iowa				

CAREER TACKLE STATS

YEAR	G/S	UT	AT	TT	TFL-YD	SCK-YD
2024					Redshirt	
2025	3/0	3	9	12	1.5-4	0.0-0
Total	3/0	3	9	12	1.5-4	0.0-0

CAREER MISCELLANEOUS STATS

YEAR	FF	FR	PBU	INT	QBH	BLK
2024					Redshirt	
2025	0	0	1	0	0	0
Total	0	0	1	0	0	0

CAREER HIGHS

Tackles	6 vs. HCU (2025)
TFLs	1.0 vs. Akron (2025)
Sacks	none
Breakups	1 vs. Akron (2025)



HEINRICH HAABERGER #10

6-5 | 230 | SR. | TE
KEARNEY, NEB.

CAREER HONORS

- 3-Time Academic All-Big Ten
- 7-Time Nebraska Scholar-Athlete Honor Roll

PERSONAL NOTES

- His father, Rod, was a walk-on fullback at Nebraska in the early 1990s
- Graduated with a degree in finance

CAREER NOTES

- Played quarterback his first four seasons on campus (2021-24)
- Went 5-3 as Nebraska's starting quarterback and accumulated 1,068 passing yards and 579 rushing yards with 13 total touchdowns
- Switched to tight end following the 2024 regular season and started at tight end in the 2024 Pinstripe Bowl
- Has started eight games at quarterback and one game at tight end in his career

CAREER SUPERLATIVES

- 100-Yard Rushing Games: 1

SEASON HIGHLIGHTS

- Has played in every game and set a career high with 22 receiving yards
- Had two carries for four yards against Cincinnati
- Had a 9-yard reception against Akron and also carried the ball once
- Caught a career-long 13-yard pass vs. HCU

GAME-BY-GAME

OPPONENT	REC.	YDS	TD	LONG
Cincinnati	0	0	0	-
Akron	1	9	0	9
Houston Christian	1	13	0	8
Michigan				
Michigan St.				
Maryland				
Minnesota				
Northwestern				
USC				
UCLA				
Penn St.				
Iowa				

CAREER RECEIVING STATS

YEAR	G/S	REC.	YDS	Y/R	Y/G	TD
2021						
2022						
2023	10/8	2	12	6.0	1.2	0
2024	12/1	2	16	8.0	1.3	0
2025	3/0	2	22	7.3	11.0	0
TOTAL	25/9	6	50	8.3	2.0	0

PASSING: 87-175, 1,068 yds, 7 TDs, 8 INTs

CAREER RUSHING STATS

YEAR	G/S	ATT.	NET	Y/A	Y/G	TD
2021						
2022						
2023	10/8	120	477	4.0	47.7	5
2024	12/1	25	102	4.1	8.5	1
2025	3/0	3	4	1.3	1.3	0
TOTAL	25/9	148	583	3.9	23.3	6

CAREER RECEIVING HIGHS

Receptions	1 six times
Receiving Yards	13 vs. HCU (2025)
Receiving Touchdowns	none
Long Reception	13 vs. HCU (2025)

CAREER RUSHING HIGHS

Attempts	21 vs. Northern Illinois (2023)
Yards	157 vs. Louisiana Tech (2023)
Touchdowns	1 six times
Long Rush	72 [TD] vs. La. Tech (2023)



MALCOLM HARTZOG JR. #7

5-9 | 185 | SR. |
SILVER CREEK, MISS.

CAREER HONORS

- Honorable-Mention All-Big Ten (2024)
- B1G Freshman of the Week (10/3/22)
- 2-Time Academic All-Big Ten
- 5-Time Nebraska Scholar-Athlete Honor Roll

PERSONAL NOTES

- Was the first Mississippi native to sign with Nebraska out of high school since 2004

CAREER NOTES

- Has played both cornerback and safety in his career, starting 20 games at cornerback and 12 at safety

SEASON HIGHLIGHTS

- 1 of 10 Huskers to win a team vote to wear a single-digit number
- Has started two of Nebraska's three games, sitting out the Houston Christian game
- Led an outstanding secondary performance against Cincinnati, as the Huskers limited the Bearcats to 69 passing yards on 25 attempts
- Had one solo tackle with a pass breakup and his eighth career interception
- His interception came in the end zone on the next-to-last play of the game to secure the 20-17 win
- Did not have a tackle against Akron but posted his first career quarterback hurry
- Sat out the Houston Christian game with a minor injury

HARTZOG JR. GAME-BY-GAME

OPPONENT	UT-AT-TT	TFL-YD	PBU	INT
Cincinnati	1-0-1	0.0-0	1	1
Akron	0-0-0	0.0-0	0	0
Houston Christian	-Did Not Play-			
Michigan				
Michigan St.				
Maryland				
Minnesota				
Northwestern				
USC				
UCLA				
Penn St.				
Iowa				

CAREER TACKLE STATS

YEAR	G/S	UT	AT	TT	TFL-YD	SCK-YD
2022	12/8	12	10	22	1.0-2	0.0-0
2023	12/10	26	14	40	1.5-3	0.0-0
2024	12/12	33	12	45	2.0-4	0.0-0
2025	2/2	1	0	1	0.0-0	0.0-0
TOTAL	38/32	72	36	108	4.5-9	0.0-0

CAREER MISCELLANEOUS STATS

YEAR	FF	FR	PBU	INT	QBH	BLK
2022	0	0	2	3	0	0
2023	0	0	6	0	0	0
2024	0	0	4	4	0	0
2025	0	0	1	1	1	0
TOTAL	0	0	13	8	1	0

CAREER HIGHS

Tackles	6 twice
TFLs	2.0 at Iowa (2024)
Sacks	none
Breakups	1 13 times
Interceptions	1 eight times
Punt Return TD	1 vs. Indiana [blocked] (2022)



NYZIAH
HUNTER
#13
6-1 | 205 | SO. | WR
SALINAS, CALIF.

CAREER HONORS

- Nebraska Scholar-Athlete Honor Roll (Spring 2025)

CAREER NOTES

- Spent two seasons at Cal (2023-24) before transferring to Nebraska
- After redshirting in 2023, played in 12 games with eight starts in 2024, recording 40 catches for 578 yards five touchdowns

SEASON HIGHLIGHTS

- Has started every game and ranks 3rd on the team with 11 catches and 163 receiving yards
- Led the team with 65 receiving yards on a career-high six catches against Cincinnati
- Caught a 5-yard touchdown pass with 11 seconds remaining in the first half
- Caught four passes for 82 yards against Akron
- Had a 16-yard reception vs. Houston Christian

GAME-BY-GAME

OPPONENT	REC.	YDS	TD	LONG
Cincinnati	6	65	1	24
Akron	4	82	0	36
Houston Christian	1	16	0	16
Michigan				
Michigan St.				
Maryland				
Minnesota				
Northwestern				
USC				
UCLA				
Penn St.				
Iowa				

CAREER RECEIVING STATS

YEAR	G/S	REC.	YDS	Y/R	Y/G	TD
2023*						
2024*	12/8	40	578	14.5	48.2	5
2025	3/3	11	163	14.8	54.3	1
TOTAL	15/11	51	741	14.5	49.4	6

*at Cal

RUSHING: 1 att., 6 yds, 0 TDs

CAREER HIGHS

Receptions	6 vs. Cincinnati (2025)
Receiving Yards	85 twice*
Receiving Touchdowns	2 at Auburn (2024)*
Long Reception	60 at SMU (2024)*

*at Cal



KWINTEN
IVES
#28
6-3 | 215 | SO. | RB
BEVERLY, N.J.

CAREER HONORS

- Academic All-Big Ten (2024)
- Nebraska Scholar-Athlete Honor Roll (Spring 2025)

SEASON HIGHLIGHTS

- Has played in two games and ranks 2nd on the team with 16 carries and 119 rushing yards
- Was limited by an injury during fall camp and missed the season opener against Cincinnati
- Made his season debut against Akron and had four carries for 34 yards and one touchdown and also had a 7-yard reception
- Had a career game against Houston Christian, setting career highs with 12 carries and 85 rushing yards, leading NU in rushing
- Scored a touchdown for the second straight game and also set career highs with two receptions and 36 receiving yards

GAME-BY-GAME

OPPONENT	ATT.	YDS	TD	LONG
Cincinnati				
Akron	4	34	1	28
Houston Christian	12	85	1	20
Michigan				
Michigan St.				
Maryland				
Minnesota				
Northwestern				
USC				
UCLA				
Penn St.				
Iowa				

CAREER RUSHING STATS

YEAR	G/S	ATT.	NET	Y/A	Y/G	TD
2023*	4/0	0	0	0.0	0.0	0
2024	9/0	6	7	1.2	0.8	1
2025	2/0	16	119	7.4	59.5	2
TOTAL	15/0	22	126	5.7	8.4	3

*redshirt season

RECEIVING: 3 rec., 43 yds, 0 TDs

KICKOFF RETURNS: 4 ret., 81 yds, 0 TDs

CAREER HIGHS

Rushing Attempts	12 vs. HCU (2025)
Rushing Yards	85 vs. HCU (2025)
Rushing TDs	1 three times
Long Rush	28 vs. Akron (2025)
Receptions	2 vs. HCU (2025)
Receiving Yards	36 vs. HCU (2025)
Receiving TDs	none
Long Reception	21 vs. HCU (2025)

**ELIJAH
JEUDY**

#16

**6-3 | 300 | SR. | DL
PHILADELPHIA, PA.****CAREER HONORS**

- Academic All-Big Ten (2024)
- 3-Time Nebraska Scholar-Athlete Honor Roll

PERSONAL NOTES

- Graduated with a degree in child, youth and family studies
- Is married and has one son

CAREER NOTES

- Spent two seasons at Texas A&M (2021-22), playing in three games and recording one tackle

SEASON HIGHLIGHTS

- Has started every game
- Had two tackles against Akron
- Made one solo stop vs. Houston Christian

GAME-BY-GAME

OPPONENT	UT-AT-TT	TFL-YD	SACK-YD
Cincinnati	0-0-0	0.0-0	0.0-0
Akron	0-2-2	0.0-0	0.0-0
Houston Christian	1-0-1	0.0-0	0.0-0
Michigan			
Michigan St.			
Maryland			
Minnesota			
Northwestern			
USC			
UCLA			
Penn St.			
Iowa			

CAREER TACKLE STATS

YEAR	G/S	UT	AT	TT	TFL-YD	SCK-YD
2021^*	1/0	0	1	1	0.0-0	0.0-0
2022^	2/0	0	0	0	0.0-0	0.0-0
2023	11/0	4	4	8	1.0-3	0.0-0
2024	13/1	9	4	13	2.0-4	0.0-0
2025	3/3	1	2	3	0.0-0	0.0-0
TOTAL	30/4	14	11	25	3.0-7	0.0-0

^at Texas A&M; *redshirt season

CAREER MISCELLANEOUS STATS

YEAR	FF	FR	PBU	INT	QBH	BLK
2021^*	0	0	0	0	0	0
2022^	0	0	0	0	0	0
2023	0	0	0	0	0	1
2024	0	1	0	0	1	0
2025	0	0	0	0	0	0
TOTAL	0	1	0	0	1	1

^at Texas A&M; *redshirt season

CAREER HIGHS

Tackles	3 vs. Wisconsin (2024)
TFLs	1.0 twice
Sacks	none
Breakups	none
Blocked Field Goal	1 vs. Purdue (2023)

**EMMETT
JOHNSON**

#21

**5-11 | 200 | JR. | RB
MINNEAPOLIS, MINN.****CAREER HONORS**

- 2-Time Academic All-Big Ten
- 5-Time Nebraska Scholar-Athlete Honor Roll

2025 WATCH LIST

- Doak Walker Award

CAREER SUPERLATIVES

- 100-yard rushing games: 3
- Games with 2+ rushing touchdowns: 2

2025 FBS TOP-25 RANKINGS

- Rushing Yards: 7th (326)
- Total Touchdowns: 7th (5)
- Rushing Yards Per Game: 10th (108.7)
- Rushing Touchdowns: 14th (4)
- Total Points Scored: 20th (30)

SEASON HIGHLIGHTS

- Has started every game and leads Nebraska with 52 carries, 326 rushing yards, four rushing touchdowns and 367 all-purpose yards
- Is also tied for 3rd on the team with 11 receptions
- Had 32 offensive touches on Nebraska's 78 total plays against Cincinnati
- Had a career-high 25 carries for 108 yards, his second career 100-yard rushing game
- Also led Nebraska with seven receptions as he totaled 27 receiving yards
- Had a career-high 140 rushing yards with a career-high two touchdowns against Akron
- Became the first Husker with back-to-back 100-yard rushing games since 2022
- Had a career-long 47-yard run against Akron
- Also caught two passes for seven yards, including a 4-yard touchdown reception
- Had 78 yards on 13 carries against Houston Christian while scoring two rushing touchdowns for the second straight game

RUSHING GAME-BY-GAME

OPPONENT	ATT.	YDS	TD	LONG
Cincinnati	25	108	0	16
Akron	14	140	2	47
Houston Christian	13	78	2	17
Michigan				
Michigan St.				
Maryland				
Minnesota				
Northwestern				
USC				
UCLA				
Penn St.				
Iowa				

RECEIVING GAME-BY-GAME

OPPONENT	REC.	YDS	TD	LONG
Cincinnati	7	27	0	9
Akron	2	7	1	4
Houston Christian	2	7	0	5
Michigan				
Michigan St.				
Maryland				
Minnesota				
Northwestern				
USC				
UCLA				
Penn St.				
Iowa				

CAREER RUSHING STATS

YEAR	G/S	ATT.	NET	Y/A	Y/G	TD
2022*	4/0	0	0	0.0	0.0	0
2023	12/6	90	411	4.6	34.3	2
2024	13/5	117	598	5.1	46.0	1
2025	3/3	52	326	6.3	108.7	4
TOTAL	32/14	259	1,335	5.2	41.7	7

*redshirt season

KICKOFF RETURNS: 3 ret., 39 yds, 0 TDs**CAREER RECEIVING STATS**

YEAR	G/S	REC.	YDS	Y/R	Y/G	TD
2022*	4/0	0	0	0.0	0.0	0
2023	12/6	7	46	6.6	3.8	0
2024	13/5	39	286	7.3	22.0	2
2025	3/3	11	41	3.7	13.7	1
TOTAL	32/14	57	373	6.5	11.7	3

*redshirt season

CAREER RUSHING HIGHS

Rushing Attempts	25 vs. Cincinnati (2025)
Rushing Yards	113 vs. Wisconsin (2024)
Rushing TDs	2 twice
Long Rush	47 vs. Akron (2025)

CAREER RECEIVING HIGHS

Receptions	7 twice
Receiving Yards	85 vs. Wisconsin (2024)
Receiving TDs	1 three times
Long Reception	29 at USC (2024)

**DONOVAN JONES** **#37****6-1 | 200 | R-FR. | DB**
OMAHA, NEB.**CAREER HONORS**

- 2-Time Nebraska Scholar-Athlete Honor Roll

SEASON HIGHLIGHTS

- Has played in every game with one start
- Had three tackles and his first career pass breakup against Cincinnati as the Huskers held the Bearcats to 69 passing yards on 25 attempts
- Had one solo tackle vs. Akron and helped the Huskers hold the Zips to 62 passing yards on 23 attempts
- Made the first start of his career against Houston Christian and had a career-high four tackles with a half tackle for loss
- Part of a secondary that limited HCU to 67 passing yards
- Marked the first time since 1990 that NU had limited three consecutive opponents to fewer than 100 passing yards

GAME-BY-GAME

OPPONENT	UT-AT-TT	TFL-YD	PBU	INT
Cincinnati	2-1-3	0.0-0	1	0
Akron	1-0-1	0.0-0	0	0
Houston Christian	3-1-4	0.5-3	0	0
Michigan				
Michigan St.				
Maryland				
Minnesota				
Northwestern				
USC				
UCLA				
Penn St.				
Iowa				

CAREER TACKLE STATS

YEAR	G/S	UT	AT	TT	TFL-YD	SCK-YD
2024*	5/0	3	2	5	1.0-2	0.0-0
2025	3/1	6	2	8	0.5-3	0.0-0
TOTAL	8/1	9	4	13	1.5-5	0.0-0

*redshirt

CAREER MISCELLANEOUS STATS

YEAR	FF	FR	PBU	INT	QBH	BLK
2024*	0	0	0	0	0	0
2025	0	0	1	0	0	0
TOTAL	0	0	1	0	0	0

*redshirt

CAREER HIGHS

Tackles	4 vs. HCU (2025)
TFLs	1.0 vs. Boston College (2024)
Sacks	none
Breakups	1 vs. Cincinnati (2025)
Interceptions	none

**DANE KEY** **#6****6-3 | 210 | SR. | WR**
LEXINGTON, KY.**CAREER HONORS**

- 2025 Team Captain
- Nebraska Scholar-Athlete Honor Roll (Spring 2025)

2025 WATCH LIST

- Senior Bowl Top 300 List

CAREER SUPERLATIVES

- 100-yard receiving games: 4

CAREER NOTES

- Was a three-year starter at Kentucky (2022-24) before transferring to Nebraska
- Caught 126 passes for 1,870 yards and 14 touchdowns over 38 games and 35 starts with the Wildcats

2025 FBS TOP-25 RANKINGS

- Receiving Touchdowns: 11th (3)

SEASON HIGHLIGHTS

- 1 of 10 Huskers to win a team vote to wear a single-digit number
- Has started every game and leads Nebraska with 190 receiving yards and three touchdown passes while ranking second with 13 catches
- Caught six passes for 51 yards against Cincinnati
- Caught a 3-yard touchdown pass on fourth down in the fourth quarter for what proved to be the game-winning score
- Had three catches for 35 yards against Akron, including an 18-yard touchdown
- Caught four passes for 104 yards - all in the first half - against Houston Christian, including a 39-yard touchdown
- Eclipsed 2,000 career receiving yards against HCU

GAME-BY-GAME

OPPONENT	REC.	YDS	TD	LONG
Cincinnati	6	51	1	15
Akron	3	35	1	18
Houston Christian	4	104	1	40
Michigan				
Michigan St.				
Maryland				
Minnesota				
Northwestern				
USC				
UCLA				
Penn St.				
Iowa				

ACTIVE FBS CAREER RECEIVING YARDS

RK.	PLAYER, SCHOOL	YARDS
1.	Corey Rucker, Arkansas St.	3,194
2.	Caullin Lacy, Louisville	2,787
3.	CJ Daniels, Miami	2,614
4.	Ashtyn Hawkins, Baylor	2,569
5.	Elijah Saratt, Indiana	2,312
6.	De'Zhaun Stribling, Ole Miss	2,223
7.	Trayvon Rudolph, Toledo	2,124
8.	Dane Key, Nebraska	2,060
9.	Donavon Greene, Va. Tech	2,046
10.	Malachi Fields, Notre Dame	1,974

ACTIVE FBS CAREER RECEIVING TDs

RK.	PLAYER, SCHOOL	TDs
1.	Corey Rucker, Arkansas St.	25
2.	CJ Daniels, Miami	24
3.	Elijah Saratt, Indiana	19
	Tanner Koziol, Houston	19
	KC Concepcion, Texas A&M	19
6.	Pofele Ashlock, Hawaii	18
	Jordyn Tyson, Arizona St.	18
	Jeremiah Smith, Ohio St.	18
	De'Zhaun Stribling, Ole Miss	18
	RJ Maryland, SMU	18
11.	Dane Key, Nebraska	17
	Ja'Mori Maclin, Kentucky	17
	Antonio Williams, Clemson	17

CAREER RECEIVING STATS

YEAR	G/S	REC.	YDS	Y/R	Y/G	TD
2022*	13/12	37	519	14.0	39.9	6
2023*	13/12	42	636	15.1	48.9	6
2024*	12/11	47	715	15.2	59.6	2
2025	3/3	13	190	14.6	63.3	3
TOTAL	41/38	139	2,060	14.8	50.2	17

*at Kentucky

RUSHING: 1 att., -2 yds, 0 TDs**CAREER HIGHS**

Receptions	8 twice*
Receiving Yards	145 vs. Ohio (2024)*
Receiving Touchdowns	2 at Missouri (2022)*
Long Reception	58 vs. Clemson (2023)*

*at Kentucky



TJ LATEEF **#14**

6-1 | 200 | FR. | QB
COMPTON, CALIF.

CAREER HONORS

- Nebraska Scholar-Athlete Honor Roll (Spring 2025)

SEASON HIGHLIGHTS

- Is NU's No. 2 quarterback as a true freshman
- Made his Husker debut in impressive fashion against Akron
- Completed 6-of-7 passes for 128 yards and carried twice for 17 yards, including an 8-yard touchdown for his first career score
- Was even better against Houston Christian, completing 5-of-5 passes for 126 yards and one touchdown, including a 62-yard touchdown pass
- Also had a rushing touchdown vs. HCU

GAME-BY-GAME

OPPONENT	COMP-ATT	YDS	TD	INT
Cincinnati	-Did Not Play-			
Akron	6-7	128	0	0
Houston Christian	5-5	126	1	0
Michigan				
Michigan St.				
Maryland				
Minnesota				
Northwestern				
USC				
UCLA				
Penn St.				
Iowa				

CAREER PASSING STATS

YEAR	G/S	CMP-ATT	PCT	YDS	TD	INT
2025	2/0	11-12	91.7	254	1	0

CAREER RUSHING STATS

YEAR	G/S	ATT.	NET	Y/A	Y/G	TD
2025	2/0	5	32	6.4	16.0	2

CAREER PASSING HIGHS

Attempts	7 vs. Akron (2025)
Completions	6 vs. Akron (2025)
Yards	128 vs. Akron (2025)
Touchdowns	1 vs. HCU (2025)
Long Pass	62 vs. HCU (2025)

CAREER RUSHING HIGHS

Attempts	3 vs. HCU (2025)
Yards	17 vs. Akron (2025)
Touchdowns	1 twice
Long Rush	9 vs. Akron (2025)



CAMERON LENHARDT **#11**

6-3 | 270 | JR. | DL
STATEN ISLAND, N.Y.

CAREER HONORS

- Honorable-Mention Freshman All-American (2023)
- Academic All-Big Ten (2024)
- 3-Time Nebraska Scholar-Athlete Honor Roll

SEASON HIGHLIGHTS

- Has started every game this season
- Recorded three tackles against Cincinnati
- Totaled three tackles with a half TFL vs. Akron

GAME-BY-GAME

OPPONENT	UT-AT-TT	TFL-YD	SACK-YD
Cincinnati	0-3-3	0.0-0	0.0-0
Akron	1-2-3	0.5-0	0.0-0
Houston Christian	0-0-0	0.0-0	0.0-0
Michigan			
Michigan St.			
Maryland			
Minnesota			
Northwestern			
USC			
UCLA			
Penn St.			
Iowa			

CAREER TACKLE STATS

YEAR	G/S	UT	AT	TT	TFL-YD	SCK-YD
2023	10/4	9	7	16	5.0-22	3.0-17
2024	13/2	7	9	16	3.0-8	0.5-3
2025	3/3	1	5	6	0.5-0	0.0-0
TOTAL	26/9	17	21	38	8.5-30	3.5-20

CAREER MISCELLANEOUS STATS

YEAR	FF	FR	PBU	INT	QBH	BLK
2023	0	0	0	0	1	0
2024	0	0	0	0	2	0
2025	0	0	0	0	0	0
TOTAL	0	0	0	0	3	0

CAREER HIGHS

Tackles	4 twice
TFLs	2.0 at Colorado (2023)
Sacks	2.0 at Colorado (2023)
Breakups	none



LUKE LINDENMEYER **#44**

6-3 | 250 | JR. | TE
LA VISTA, NEB.

CAREER HONORS

- 2-Time Academic All-Big Ten
- 7-Time Nebraska Scholar-Athlete Honor Roll

PERSONAL NOTES

- Proposed to his fiancée, Kailyn Storovich, on the field following the Akron game

SEASON HIGHLIGHTS

- Has started every game this season
- Has more receptions (9), receiving yards (100) and receiving touchdowns (1) in three games this season than he had in 27 career games entering this season
- Had five catches for 47 yards against Cincinnati, setting career highs in both categories
- Had five catches and 47 yards after entering the game with five catches for 50 yards in his first 26 career games
- Caught three passes for 44 yards against Akron, including a 10-yard touchdown reception for his first career score
- Had a 9-yard reception vs. Houston Christian

GAME-BY-GAME

OPPONENT	REC.	YDS	TD	LONG
Cincinnati	5	47	0	19
Akron	3	44	1	22
Houston Christian	1	9	0	9
Michigan				
Michigan St.				
Maryland				
Minnesota				
Northwestern				
USC				
UCLA				
Penn St.				
Iowa				

CAREER RECEIVING STATS

YEAR	G/S	REC.	YDS	Y/R	Y/G	TD
2022*	1/0	0	0	0.0	0.0	0
2023	13/5	0	0	0.0	0.0	0
2024	13/2	5	50	10.0	3.8	0
2025	3/3	9	100	11.1	33.3	1
TOTAL	30/10	14	150	10.7	5.0	1

RUSHING: 1 att., -2 yds, 0 TDs

*redshirt season

CAREER HIGHS

Receptions	5 vs. Cincinnati (2025)
Receiving Yards	47 vs. Cincinnati (2025)
Receiving Touchdowns	1 vs. Akron (2025)
Long Reception	19 vs. Cincinnati (2025)



HENRY LUTOFSKY #59

6-6 | 320 | SR. | OL
CRAWFORDSVILLE, IOWA

CAREER HONORS

- 2025 Team Captain
- 2-Time Academic All-Big Ten
- 8-Time Nebraska Scholar-Athlete Honor Roll

PERSONAL NOTES

- Graduated with a degree in criminology and criminal justice

CAREER NOTES

- Has made 15 career starts at right guard with three starts at left guard

SEASON HIGHLIGHTS

- Has started every game at left guard
- Helped Nebraska total 728 yards against Akron, the eighth-highest total in school history

CAREER STATS

- **Games:** 41
(2 in 2021; 12 in 2022; 12 in 2023; 12 in 2024; 3 in 2025)
- **Starts:** 18
(2 in 2022; 2 in 2023; 11 in 2024; 3 in 2025)



ANDREW MARSHALL #10

6-0 | 190 | JR. | DB
EASTVALE, CALIF.

CAREER HONORS

- First-Team All-Big Sky CB (2024 at Idaho)
- Honorable-Mention All-Big Sky KR (2024 at Idaho)
- Nebraska Scholar-Athlete Honor Roll (Spring 2025)

CAREER NOTES

- Was an all-conference cornerback during his two seasons at FCS Idaho (2023-24)
- Started 14 games with the Vandals and totaled 72 tackles, 1.5 TFLs and eight pass breakups
- Was also a top returner at Idaho, returning both a punt and kickoff for a touchdown

SEASON HIGHLIGHTS

- Has started every game this season
- Started against Cincinnati and had five tackles with one pass breakup as Nebraska held Cincinnati to 69 passing yards on 25 attempts
- Had a TFL against Akron when NU limited the Zips to 62 passing yards on 23 attempts
- Recorded five tackles and 1.0 TFL against Houston Christian and helped limit the Huskies to 67 passing yards
- Marked the first time since 1990 that NU had limited three consecutive opponents to fewer than 100 passing yards

GAME-BY-GAME

OPPONENT	UT-AT-TT	TFL-YD	PBU	INT
Cincinnati	2-3-5	0.0-0	1	0
Akron	1-0-1	1.0-1	0	0
Houston Christian	4-1-5	1.0-1	0	0
Michigan				
Michigan St.				
Maryland				
Minnesota				
Northwestern				
USC				
UCLA				
Penn St.				
Iowa				

CAREER TACKLE STATS						
YEAR	G/S	UT	AT	TT	TFL-YD	SCK-YD
2023*	13/1	13	9	22	0.5-3	0.0-0
2024*	13/13	31	19	50	1.0-2	0.0-0
2025	3/3	7	4	11	2.0-2	0.0-0
TOTAL	29/17	51	32	83	3.5-7	0.0-0

*at FCS Idaho

CAREER MISCELLANEOUS STATS						
YEAR	FF	FR	PBU	INT	QBH	BLK
2023*	0	0	5	0	0	0
2024*	1	1	3	0	0	0
2025	0	0	1	0	0	0
TOTAL	1	1	9	0	0	0

*at FCS Idaho

KICKOFF RETURNS: 9 ret., 373 yds, 1 TD
PUNT RETURNS: 14 ret., 150 yds, 1 TD

CAREER HIGHS	
Tackles	9 at Oregon (2024)*
TFLs	1.0 three times
Sacks	none
Breakups	2 vs. Albany (2023)*
Interceptions	none
Kickoff Returns	3 at Idaho St. (2024)*
Kickoff Return Yards	181 at Idaho St. (2024)*

*at FCS Idaho

**DASAN McCULLOUGH #15****6-5 | 235 | SR. | LB
KANSAS CITY, KAN.****CAREER HONORS**

- Honorable-Mention Freshman All-American (2022 at Indiana)
- Honorable-Mention All-Big Ten (2022 at Indiana)
- Nebraska Scholar-Athlete Honor Roll (Spring 2025)

PERSONAL NOTES

- His father, Deland, is the running backs coach for the Las Vegas Raiders and previously coached running backs for the Kansas City Chiefs (2018-2020)
- Deland was also the running backs coach at Indiana (2011-16 & 2021), USC (2017) and Notre Dame (2022-24)
- His brother, Deland McCullough II, was a defensive back at Miami (Ohio) and Indiana

CAREER NOTES

- Played at both Indiana (2022) and Oklahoma (2023-24) before transferring to Nebraska
- Was an honorable-mention All-Big Ten pick in his lone season as a Hoosier, totaling 49 tackles with 6.5 TFLs and 4.0 sacks
- Totaled 47 tackles and 7.0 TFLs over 17 games and eight starts at Oklahoma

SEASON HIGHLIGHTS

- Has started every game this season
- Had four tackles with one pass breakup against Cincinnati
- Totaled the 100th tackle of his career against the Bearcats
- Had two solo tackles against Akron
- Recorded an 11-yard sack against Houston Christian

GAME-BY-GAME

OPPONENT	UT-AT-TT	TFL-YD	SACK-YD
Cincinnati	1-3-4	0.0-0	0.0-0
Akron	2-0-2	0.0-0	0.0-0
Houston Christian	1-0-1	1.0-11	1.0-11
Michigan			
Michigan St.			
Maryland			
Minnesota			
Northwestern			
USC			
UCLA			
Penn St.			
Iowa			

CAREER TACKLE STATS

YEAR	G/S	UT	AT	TT	TFL-YD	SCK-YD
2022*	12/4	32	17	49	6.5-38	4.0-33
2023^	10/7	15	15	30	3.5-4	0.0-0
2024^	7/1	10	7	17	2.5-6	0.0-0
2025	3/3	4	3	7	1.0-11	1.0-11
TOTAL	32/15	61	42	103	13.5-59	5.0-44

*at Indiana; ^at Oklahoma

CAREER MISCELLANEOUS STATS

YEAR	FF	FR	PBU	INT	QBH	BLK
2022*	0	0	3	0	3	0
2023^	0	0	3	0	3	0
2024^	0	0	0	0	0	0
2025	0	0	1	0	0	0
TOTAL	0	0	7	0	6	0

*at Indiana; ^at Oklahoma

CAREER HIGHS

Tackles	8 at Rutgers (2022)*
TFLs	2.0 vs. Idaho (2022)*
Sacks	2.0 vs. Idaho (2022)*
Breakups	2 vs. Maryland (2022)*

*at Indiana

**DAWSON MERRITT #40****6-3 | 225 | FR. | LB
STILWELL, KAN.****CAREER HONORS**

- Nebraska Scholar-Athlete Honor Roll (Spring 2025)

PERSONAL NOTES

- Dawson's father, Dave Merritt, is the defensive backs coach for the Kansas City Chiefs
- Dave Merritt is in his 7th season with the Chiefs in 2025 and his 25th season as an NFL coach
- Prior to coaching, Dave was an All-ACC linebacker at North Carolina State

SEASON HIGHLIGHTS

- Has played in every game as a true freshman
- Recorded his first career tackle with a solo stop against Akron
- Had a career-high four tackles against Houston Christian with his first career tackle for loss (half TFL) and first career quarterback hurry

GAME-BY-GAME

OPPONENT	UT-AT-TT	TFL-YD	SACK-YD
Cincinnati	0-0-0	0.0-0	0.0-0
Akron	1-0-1	0.0-0	0.0-0
Houston Christian	2-2-4	0.5-1	0.0-0
Michigan			
Michigan St.			
Maryland			
Minnesota			
Northwestern			
USC			
UCLA			
Penn St.			
Iowa			

CAREER TACKLE STATS

YEAR	G/S	UT	AT	TT	TFL-YD	SCK-YD
2025	3/0	3	2	5	0.5-1	0.0-0

CAREER MISCELLANEOUS STATS

YEAR	FF	FR	PBU	INT	QBH	BLK
2025	0	0	0	0	1	0

CAREER HIGHS

Tackles	4 vs. HCU (2025)
TFLs	0.5 vs. HCU (2025)
Sacks	none
Breakups	none

**CORTEZ
MILLS JR. #19****6-0 | 185 | FR. | WR
HOMESTEAD, FLA.****SEASON HIGHLIGHTS**

- Has caught a pass in every game as a true freshman
- Had a 13-yard reception against Cincinnati
- Had a 7-yard reception against Akron
- Set career highs with three receptions for 98 yards against Houston Christian, including a 62-yard touchdown for his first career score

GAME-BY-GAME

OPPONENT	REC.	YDS	TD	LONG
Cincinnati	1	13	0	13
Akron	1	7	0	7
Houston Christian	3	98	1	62
Michigan				
Michigan St.				
Maryland				
Minnesota				
Northwestern				
USC				
UCLA				
Penn St.				
Iowa				

CAREER RECEIVING STATS

YEAR	G/S	REC.	YDS	Y/R	Y/G	TD
2025	3/0	5	118	23.6	39.3	1

CAREER HIGHS

Receptions	3 vs. HCU (2025)
Receiving Yards	98 vs. HCU (2025)
Receiving Touchdowns	1 vs. HCU (2025)
Long Reception	62 [TD] vs. HCU (2025)

**ISAIAH
MOZEE #22****6-0 | 210 | FR. | RB
KANSAS CITY, MO.****CAREER HONORS**

- Nebraska Scholar-Athlete Honor Roll (Spring 2025)

PERSONAL NOTES

- Isaiah's father, Jamar Mozee, is a senior football assistant at Nebraska

SEASON HIGHLIGHTS

- Has caught a pass in every game as a true freshman
- Saw action against Cincinnati and had one carry and a two-yard reception
- Caught three passes for 65 yards against Akron with a 5-yard punt return
- Had three catches for 26 yards with a 38-yard punt return against Houston Christian

RUSHING GAME-BY-GAME

OPPONENT	ATT.	YDS	TD	LONG
Cincinnati	1	-2	0	0
Akron	0	0	0	-
Houston Christian	0	0	0	-
Michigan				
Michigan St.				
Maryland				
Minnesota				
Northwestern				
USC				
UCLA				
Penn St.				
Iowa				

RECEIVING GAME-BY-GAME

OPPONENT	REC.	YDS	TD	LONG
Cincinnati	1	2	0	2
Akron	3	65	0	39
Houston Christian	3	26	0	15
Michigan				
Michigan St.				
Maryland				
Minnesota				
Northwestern				
USC				
UCLA				
Penn St.				
Iowa				

CAREER RUSHING STATS

YEAR	G/S	ATT.	NET	Y/A	Y/G	TD
2025	3/0	1	-2	-2.0	-0.3	0

CAREER RECEIVING STATS

YEAR	G/S	REC.	YDS	Y/R	Y/G	TD
2025	3/0	7	93	13.3	31.0	0

PUNT RETURNS: 2 ret., 43 yds, 0 TDs**CAREER HIGHS**

Rushing Attempts	1 vs. Cincinnati (2025)
Rushing Yards	-2 vs. Cincinnati (2025)
Rushing TDs	none
Long Rush	-2 vs. Cincinnati (2025)
Receptions	3 twice
Receiving Yards	65 vs. Akron (2025)
Receiving TDs	none
Long Reception	39 vs. Akron (2025)

**CARTER NELSON #29****6-5 | 240 | SO. | WR
AINSWORTH, NEB.****CAREER HONORS**

- Nebraska Scholar-Athlete Honor Roll (Fall 2024)

CAREER NOTES

- Played his freshman season as a wide receiver before switching to tight end
- Missed most of the offseason following hip surgery

SEASON HIGHLIGHTS

- Has played in every game this season but does not have a reception

GAME-BY-GAME

OPPONENT	REC.	YDS	TD	LONG
Cincinnati	0	0	0	-
Akron	0	0	0	-
Houston Christian	0	0	0	-
Michigan				
Michigan St.				
Maryland				
Minnesota				
Northwestern				
USC				
UCLA				
Penn St.				
Iowa				

CAREER RECEIVING STATS

YEAR	G/S	REC.	YDS	Y/R	Y/G	TD
2024	13/0	10	86	8.6	6.6	1
2025	3/0	0	0	0.0	0.0	0
TOTAL	16/0	10	86	8.6	5.4	1

RUSHING: 2 att., -1 yds, 0 TDs**CAREER HIGHS**

Receptions	4 vs. UNI (2024)
Receiving Yards	48 vs. UNI (2024)
Receiving Touchdowns	1 vs. UNI (2024)
Long Reception	24 [TD] vs. UNI (2024)

**MEKHI NELSON #35****6-0 | 195 | R-FR. | RB
WILKES-BARRE, PA.****CAREER HONORS**

- 2-Time Nebraska Scholar-Athlete Honor Roll

SEASON HIGHLIGHTS

- Has played in two games
- Had one carry against Cincinnati
- Had a career game against Akron
- Set career highs with five carries, 11 rushing yards, three receptions and 52 receiving yards
- Scored on a 1-yard touchdown run for his first career touchdown

GAME-BY-GAME

OPPONENT	ATT.	YDS	TD	LONG
Cincinnati	1	0	0	0
Akron	5	11	1	6
Houston Christian	-Did Not Play-			
Michigan				
Michigan St.				
Maryland				
Minnesota				
Northwestern				
USC				
UCLA				
Penn St.				
Iowa				

CAREER RUSHING STATS

YEAR	G/S	ATT.	NET	Y/A	Y/G	TD
2024*	1/0	1	2	2.0	2.0	0
2025	2/0	6	11	1.8	5.5	1
TOTAL	3/0	7	13	1.9	4.3	1

*redshirt season

CAREER RECEIVING STATS

YEAR	G/S	REC.	YDS	Y/R	Y/G	TD
2024*	1/0	0	0	0.0	0.0	0
2025	2/0	3	52	17.3	26.0	0
TOTAL	3/0	3	52	17.3	17.3	0

*redshirt season

CAREER HIGHS

Rushing Attempts	5 vs. Akron (2025)
Rushing Yards	11 vs. Akron (2025)
Rushing TDs	1 vs. Akron (2025)
Long Rush	6 vs. Akron (2025)
Receptions	3 vs. Akron (2025)
Receiving Yards	52 vs. Akron (2025)
Receiving TDs	none
Long Reception	41 vs. Akron (2025)

**WILLIAMS NWANERI #96****6-7 | 265 | R-FR. | DL
LEE'S SUMMIT, MO.****CAREER HONORS**

- Nebraska Scholar-Athlete Honor Roll (Spring 2025)

CAREER NOTES

- Redshirted at Missouri in 2024 before transferring to Nebraska
- Played in four games at Missouri and made four tackles with 1.0 TFL and 1.0 sack

2025 FBS TOP-25 RANKINGS

- Fumbles Recovered: 2nd (2)

SEASON HIGHLIGHTS

- Has played in every game and set a career high with seven tackles
- Set a career high with six tackles against Cincinnati while adding a half TFL, his first career pass breakup and a quarterback hurry
- Had one solo tackle and one hurry against Akron
- Has a 29-yard fumble return for a touchdown against Houston Christian

GAME-BY-GAME

OPPONENT	UT-AT-TT	TFL-YD	SACK-YD
Cincinnati	2-4-6	0.5-2	0.0-0
Akron	1-0-1	0.0-0	0.0-0
Houston Christian	0-0-0	0.0-0	0.0-0
Michigan			
Michigan St.			
Maryland			
Minnesota			
Northwestern			
USC			
UCLA			
Penn St.			
Iowa			

CAREER TACKLE STATS

YEAR	G/S	UT	AT	TT	TFL-YD	SCK-YD
2024*^	4/0	1	1	2	1.0-2	1.0-2
2025	3/0	3	4	7	0.5-2	0.0-0
TOTAL	7/0	4	5	9	1.5-4	1.0-2

*redshirt; ^at Missouri

CAREER MISCELLANEOUS STATS

YEAR	FF	FR	PBU	INT	QBH	BLK
2024*^	0	0	0	0	1	0
2025	0	2	1	0	2	0
TOTAL	0	2	1	0	3	0

*redshirt; ^at Missouri

CAREER HIGHS

Tackles	6 vs. Cincinnati (2025)
TFLs	1.0 vs. Massachusetts (2024)*
Sacks	1.0 vs. Massachusetts (2024)*
Breakups	1 vs. Cincinnati (2025)

*at Missouri

**KADE
PIETRZAK #93****6-5 | 265 | FR. | DL
WEST FARGO, N.D.****SEASON HIGHLIGHTS**

- Has played in every game as a true freshman
- Led Nebraska with four tackles against Akron with 2.0 tackles for loss, including a 3-yard TFL resulting in a safety

GAME-BY-GAME

OPPONENT	UT-AT-TT	TFL-YD	SACK-YD
Cincinnati	0-0-0	0.0-0	0.0-0
Akron	3-1-4	2.0-6	0.0-0
Houston Christian	0-0-0	0.0-0	0.0-0
Michigan			
Michigan St.			
Maryland			
Minnesota			
Northwestern			
USC			
UCLA			
Penn St.			
Iowa			

CAREER TACKLE STATS

YEAR	G/S	UT	AT	TT	TFL-YD	SCK-YD
2025	3/0	3	1	4	2.0-6	0.0-0

CAREER MISCELLANEOUS STATS

YEAR	FF	FR	PBU	INT	QBH	BLK
2025	0	0	0	0	0	0

CAREER HIGHS

Tackles	4 vs. Akron (2025)
TFLs	2.0 vs. Akron (2025)
Sacks	none
Breakups	none
Safeties	1 vs. Akron (2025)

**ELIJAH
PRITCHETT #57****6-6 | 325 | JR. | OL
COLUMBUS, GA.****CAREER HONORS**

- Nebraska Scholar-Athlete Honor Roll (Spring 2025)

CAREER NOTES


- Spent three seasons at Alabama (2022-24) before transferring to Nebraska
- Played in 29 games with 12 starts with the Crimson Tide
- Has started 11 games at right tackle and one game at left tackle in his career

SEASON HIGHLIGHTS

- Has seen action at left tackle in every game
- Helped Nebraska total 728 yards against Akron, the eighth-highest total in school history

CAREER STATS

- **Games:** 33
(2 in 2022*; 14 in 2023*; 13 in 2024*; 3 in 2025)
- **Starts:** 12 (12 in 2024*)

at Alabama*TEDDY
PROCHAZKA #65****6-10 | 320 | SR. | OL
ELKHORN, NEB.****CAREER HONORS**

- 2-Time Academic All-Big Ten
- 8-Time Nebraska Scholar-Athlete Honor Roll

2025 WATCH LISTS

- Wuerffel Trophy
- Allstate Good Works Team

PERSONAL NOTES

- Graduated with a degree in sports media and communications
- On track to earn his master's degree in applied science this December

CAREER NOTES

- 10 of his 14 career starts have come at left tackle, with three starts at right tackle and one start as a sixth offensive lineman
- Has suffered three season-ending knee injuries in his career
- Suffered in-season-ending injuries in 2021 and 2022 and a preseason season-ending injury in 2024
- Started at left tackle as a true freshman against Northwestern in 2021 to become only the 2nd true freshman in the modern era of Nebraska football to start a game at left tackle, joining Turner Cororan, who started at left tackle at Rutgers in 2020
- Overall, became just the 7th true freshman offensive lineman to start a game in the modern era of Nebraska football

SEASON HIGHLIGHTS

- Has started every game at right tackle
- Started at right tackle against Cincinnati, in his first game played since Nov. 24, 2023 (644 days)
- Helped Nebraska total 728 yards against Akron, the eighth-highest total in school history

CAREER STATS

- **Games:** 21
(5 in 2021; 3 in 2022; 10 in 2023; 3 in 2025)
- **Starts:** 14
(2 in 2021; 3 in 2022; 6 in 2023; 3 in 2025)



**DYLAN
RAIOLA** **#15**
6-3 | 230 | SO. | QB
BUFORD, GA.

CAREER HONORS

- 2025 Team Captain
- Big Ten Freshman of the Week (Sept. 2)
- Shaun Alexander Freshman of the Year Semifinalist (2024)

NEBRASKA RECORDS

- Freshman Passing Yards: 2,819 (2024)
- Freshman Completion Percentage: 67.1 (2024)
- Consecutive Completions: 20

2025 WATCH LISTS

- Maxwell Award
- Polynesian Player of the Year

PERSONAL NOTES

- His father, Dominic, was an All-America center at Nebraska who went on to play in 219 games with 203 starts over 14 seasons for the Detroit Lions
- His godfather is NFL quarterback Matthew Stafford

CAREER NOTES

- 1 of 2 true freshmen quarterbacks (along with Adrian Martinez in 2018) to start a season opener for Nebraska since World War II
- Only Nebraska true freshman quarterback to win a bowl game
- 8th on NU's career completions chart (347)
- 9th on NU's career passing chart (3,648)

2025 FBS TOP-25 RANKINGS

- Completion Percentage: 4th (76.6)
- Completions Per Game: 9th (24.0)
- Passing Touchdowns: 14th (8)
- Passing Efficiency: 17th (178.8)
- Passing Yards Per Game: 21st (276.3)
- Passing Yards: 22nd (829)

SEASON HIGHLIGHTS

- Only the 3rd sophomore team captain in the modern history of Nebraska football
- Has completed better than 70 percent of his passes in every game this season and in nine of his 16 career games
- Has thrown for 829 yards while completing 77.4 percent of his passes for eight touchdowns without a turnover
- Was efficient against Cincinnati, completing 33-of-42 passes for 243 yards and two touchdowns without a turnover
- His 33 completions tied for fourth-most in school history and were the most of any FBS quarterback in week 0 or week 1
- Completed 24-of-31 passes against Akron and set career highs with 364 passing yards and four touchdowns against Akron
- Completed his first nine passes of the game which stretched his streak to a school-record 20 consecutive completions, eclipsing the previous record of 15 by Dave Humm in 1974
- Played only the first half against Houston Christian, completing 15-of-21 passes for 222 yards and two touchdowns



PASSING GAME-BY-GAME

OPPONENT	COMP-ATT	YDS	TD	INT
Cincinnati	33-42	243	2	0
Akron	24-31	364	4	0
Houston Christian	15-21	222	2	0
Michigan				
Michigan St.				
Maryland				
Minnesota				
Northwestern				
USC				
UCLA				
Penn St.				
Iowa				

TOTAL OFFENSE GAME-BY-GAME

OPPONENT	ATT.	PASS	RUSH	TOT.
Cincinnati	46	243	-1	242
Akron	34	364	13	377
Houston Christian	23	222	7	229
Michigan				
Michigan St.				
Maryland				
Minnesota				
Northwestern				
USC				
UCLA				
Penn St.				
Iowa				

CAREER PASSING STATS

YEAR	G/S	CMP-ATT	PCT	YDS	TD	INT
2024	13/13	275-410	67.1	2,819	13	11
2025	3/3	72-94	76.6	829	8	0
TOTAL	16/16	347-504	68.8	3,648	21	11

RUSHING: 59 att., -46 yds, 0 TDs

CAREER SUPERLATIVES

300-Yard Passing Games	1
250-Yard Passing Games	4
Games with 2+ TD Passes	6
Games with 3+ TD Passes	2
Games with 4+ TD Passes	1

CAREER PASSING HIGHS

Attempts	44 at Indiana (2024)
Completions	33 vs. Cincinnati (2025)
Yards	364 vs. Akron (2025)
Touchdowns	4 vs. Akron (2025)
Long Pass	59 twice

CAREER RUSHING HIGHS

Attempts	9 at Ohio St. (2024)
Yards	31 at Ohio St. (2024)
Touchdowns	none
Long Rush	38 at Ohio St. (2024)

CAREER TOTAL OFFENSE HIGHS

Attempts	46 twice
Yards	377 vs. Akron (2025)
Touchdowns	4 vs. Akron (2025)



**VINCENT
SHIVERS JR.** **#9**
6-1 | 225 | SO. | LB
MIAMI, FLA.

CAREER HONORS

- 2-Time Nebraska Scholar-Athlete Honor Roll

2025 FBS TOP-25 RANKINGS

- Forced Fumbles Per Game: 14th (1.0)

SEASON HIGHLIGHTS

- 1 of 10 Huskers to win a team vote to wear a single-digit number
- Has played in every game with two starts
- Made a big impact in Nebraska's season-opening win over Cincinnati
- Had three tackles and forced a fumble late in the first half that set up a Husker touchdown
- Started and had two solo tackles and one quarterback hurry against Akron
- Also started against Houston Christian and had one tackle for loss

GAME-BY-GAME

OPPONENT	UT-AT-TT	TFL-YD	SACK-YD
Cincinnati	1-2-3	0.0-0	0.0-0
Akron	2-0-2	0.0-0	0.0-0
Houston Christian	1-0-1	1.0-1	0.0-0
Michigan			
Michigan St.			
Maryland			
Minnesota			
Northwestern			
USC			
UCLA			
Penn St.			
Iowa			

CAREER TACKLE STATS


YEAR	G/S	UT	AT	TT	TFL-YD	SCK-YD
2024	13/2	12	13	25	2.5-11	1.0-8
2025	3/2	4	2	6	1.0-1	0.0-0
TOTAL	16/4	16	15	31	3.5-12	1.0-8

CAREER MISCELLANEOUS STATS

YEAR	FF	FR	PBU	INT	QBH	BLK
2024	1	0	0	0	0	0
2025	1	0	0	0	1	0
TOTAL	2	0	0	0	1	0

CAREER HIGHS

Tackles	6 vs. Boston College (2024)
TFLs	2.0 vs. Boston College (2024)
Sacks	1.0 vs. Boston College (2024)
Breakups	none

**DESHON
SINGLETON**

#8

**6-3 | 210 | SR. | DB
AMITE, LA.****CAREER HONORS**

- 2025 Team Captain
- Academic All-Big Ten (2024)
- 5-Time Nebraska Scholar-Athlete Honor Roll

CAREER NOTES

- In his fourth season at Nebraska after spending the 2021 season at Hutchinson (Kan.) CC
- Returned in 2024 following a season-ending injury in 2023

CAREER SUPERLATIVES

- Double-Digit Tackle Games: 1

SEASON HIGHLIGHTS

- 1 of 10 Huskers to win a team vote to wear a single-digit number
- Has started every game and is tied for the team lead with 12 tackles
- Led Nebraska with seven tackles against Cincinnati, including a half TFL while recording his 100th career tackle
- His play helped Nebraska hold Cincinnati to 69 passing yards on 25 attempts
- Had three tackles and a pass breakup as NU limited Akron to 62 pass yards on 23 attempts
- Had two tackles against Houston Christian with a half TFL as NU limited the Huskies to 67 passing yards
- Marked the first time since 1990 that NU had limited three consecutive opponents to fewer than 100 passing yards

GAME-BY-GAME

OPPONENT	UT-AT-TT	TFL-YD	PBU	INT
Cincinnati	3-4-7	0.5-1	0	0
Akron	2-1-3	0.0-0	1	0
Houston Christian	1-1-2	0.5-4	0	0
Michigan				
Michigan St.				
Maryland				
Minnesota				
Northwestern				
USC				
UCLA				
Penn St.				
Iowa				

CAREER TACKLE STATS

YEAR	G/S	UT	AT	TT	TFL-YD	SCK-YD
2022	12/0	1	2	3	0.0-0	0.0-0
2023	5/5	8	11	19	2.5-3	0.0-0
2024	13/13	45	26	71	1.0-1	0.0-0
2025	3/3	6	6	12	1.0-5	0.0-0
TOTAL	33/21	60	45	105	4.5-9	0.0-0

CAREER MISCELLANEOUS STATS

YEAR	FF	FR	PBU	INT	QBH	BLK
2022	0	0	0	0	0	0
2023	0	0	1	0	0	0
2024	0	1	3	1	0	0
2025	0	0	1	0	0	0
TOTAL	0	1	5	1	0	0

CAREER HIGHS

Tackles	10 at Ohio St. (2024)
TFLs	1.5 vs. Louisiana Tech (2023)
Sacks	none
Breakups	1 five times
Interceptions	1 vs. Wisconsin (2024)

**ROCCO
SPINDLER**

#50

**6-5 | 320 | SR. | OL
CLARKSTON, MICH.****CAREER HONORS**

- Nebraska Scholar-Athlete Honor Roll (Spring 2025)

PERSONAL NOTES

- Graduated from Notre Dame with a degree in American studies

CAREER NOTES

- Spent four seasons at Notre Dame (2021-24) before transferring to Nebraska
- All 26 of his career starts have been at right guard

SEASON HIGHLIGHTS

- Has started every game at right guard
- Helped Nebraska total 728 yards against Akron, the eighth-highest total in school history

CAREER STATS

- **Games:** 43
(2 in 2021*; 12 in 2022*; 10 in 2023*; 16 in 2024*; 3 in 2025)
- **Starts:** 26 (10 in 2023*; 13 in 2024; 3 in 2025)

*at Notre Dame

**RILEY
VAN POPPEL**

#5

**6-5 | 295 | SO. | DL
ARGYLE, TEXAS****CAREER HONORS**

- Academic All-Big Ten (2024)
- 4-Time Nebraska Scholar-Athlete Honor Roll

PERSONAL NOTES

- His father, Todd, was a first-round pick in the 1990 MLB Draft who went on to pitch for 11 years in the majors (359 appearances, 98 starts)
- Todd Van Poppel made six career pitching appearances at Yankee Stadium

SEASON HIGHLIGHTS

- 1 of 10 Huskers to win a team vote to wear a single-digit number
- Has played in every game
- Had one tackle against Cincinnati
- Recorded a half TFL against Akron and also blocked a field goal for his first career block
- Had a 12-yard strip sack against Houston Christian that was returned 29 yards for a touchdown by Williams Nwaneri

GAME-BY-GAME

OPPONENT	UT-AT-TT	TFL-YD	SACK-YD
Cincinnati	0-1-1	0.0-0	0.0-0
Akron	0-1-1	0.5-1	0.0-0
Houston Christian	1-0-1	1.0-12	1.0-12
Michigan			
Michigan St.			
Maryland			
Minnesota			
Northwestern			
USC			
UCLA			
Penn St.			
Iowa			

CAREER TACKLE STATS

YEAR	G/S	UT	AT	TT	TFL-YD	SCK-YD
2023	11/0	1	4	5	1.0-5	0.5-5
2024*	5/0	2	1	3	1.0-2	0.0-0
2025	3/0	1	2	3	1.5-13	1.0-12
TOTAL	19/0	4	7	11	3.5-20	1.5-17

*redshirt season

CAREER MISCELLANEOUS STATS

YEAR	FF	FR	PBU	INT	QBH	BLK
2023	0	0	0	0	1	0
2024*	0	0	0	0	1	0
2025	1	0	0	0	0	1
TOTAL	1	0	0	0	2	1

*redshirt season

CAREER HIGHS

Tackles	11 times
TFLs	1.0 twice
Sacks	1.0 vs. HCU (2025)
Breakups	none
Blocked Field Goals	vs. Akron (2025)

**MARQUES
WATSON-TRENT**

#33

**5-11 | 225 | SR. | LB
PITTSBURGH, PA.****CAREER HONORS**

- Sun Belt Defensive Player of the Year (2024 at Georgia Southern)
- Honorable-Mention All-American (2023 at Georgia Southern - Phil Steele)
- 2-Time First-Team All-Sun Belt (2023 & 2024 at Georgia Southern)
- Second-team All-Sun Belt (2022 at Georgia Southern)
- 2-Time Sun Belt Defensive Player of the Week (at Georgia Southern)
- Nebraska Scholar-Athlete Honor Roll (Spring 2025)

PERSONAL NOTES

- Graduated from Georgia Southern with a degree in interdisciplinary studies

CAREER NOTES

- Played five seasons at Georgia Southern (2020-24) before transferring to Nebraska
- Had one year of eligibility remaining because the 2020 Covid season did not count as a season of eligibility, and he received a medical hardship for the 2021 season
- Played in 49 games with 37 starts at Georgia Southern, totaling 363 tackles, 26.0 TFLs, 6.0 sacks, six pass breakups and two interceptions

CAREER SUPERLATIVES

- Double-Digit Tackle Games: 16

SEASON HIGHLIGHTS

- Has played in every game with two starts
- Started and had two tackles in his Husker debut against Cincinnati
- Recorded one solo tackle against Akron
- Had three tackles with a 6-yard sack against Houston Christian

GAME-BY-GAME

OPPONENT	UT-AT-TT	TFL-YD	SACK-YD
Cincinnati	0-2-2	0.0-0	0.0-0
Akron	1-0-1	0.0-0	0.0-0
Houston Christian	3-0-3	1.0-6	1.0-6
Michigan			
Michigan St.			
Maryland			
Minnesota			
Northwestern			
USC			
UCLA			
Penn St.			
Iowa			

ACTIVE FBS CAREER TACKLE LEADERS

PLAYER, SCHOOL	TACKLES
James Conway, Fordham	488
Jason Henderson, Old Dominion	444
Marques Watson-Trent, Nebraska	371

CAREER TACKLE STATS

YEAR	G/S	UT	AT	TT	TFL-YD	SCK-YD
2020*!	10/0	4	2	6	0.0-0	0.0-0
2021*^	1/1	1	2	3	0.0-0	0.0-0
2022*	13/11	49	65	114	5.5-14	1.0-5
2023*	13/13	58	64	122	13.0-26	3.5-11
2024*	12/12	52	66	118	7.5-24	1.5-15
2025	3/2	4	2	6	1.0-6	1.0-6
TOTAL	52/39	168	203	371	27.0-70	7.0-37

*at Georgia Southern; !Covid year; ^redshirt

CAREER MISCELLANEOUS STATS

YEAR	FF	FR	PBU	INT	QBH	BLK
2020*!	0	0	0	0	0	0
2021*^	0	0	0	0	2	0
2022*	1	0	3	0	3	0
2023*	1	0	2	2	2	0
2024*	4	0	1	0	2	0
2025	0	0	0	0	0	0
TOTAL	6	0	6	2	9	0

*at Georgia Southern; !Covid year; ^redshirt

CAREER HIGHS

Tackles	16 vs. South Alabama (2022)*
TFLs	3.0 vs. Louisiana-Monroe (2023)*
Sacks	1.5 vs. James Madison (2024)*
Breakups	2 vs. Buffalo (2022)*
Interceptions	1 twice

*at Georgia Southern

**KENNETH WILLIAMS #32****5-9 | 190 | SO. | RB
DETROIT MICH.****CAREER HONORS**

- Nebraska Scholar-Athlete Honor Roll (Fall 2024)

SEASON HIGHLIGHTS

- Has played in every game
- Has served as NU's primary kickoff returner while seeing the most action of his career at running back
- Had two kickoff returns for 33 yards against Cincinnati
- Had two kickoff returns for 42 yards and a 15-yard carry against Akron
- Had a career-long 28-yard kickoff return vs. Houston Christian while carrying four times for seven yards
- Also had a 20-yard reception against HCU for his first career catch

KICKOFF RETURN GAME-BY-GAME

OPPONENT	RET.	YDS	TD	LONG
Cincinnati	2	33	0	21
Akron	2	42	0	23
Houston Christian	1	28	0	28
Michigan				
Michigan St.				
Maryland				
Minnesota				
Northwestern				
USC				
UCLA				
Penn St.				
Iowa				

CAREER RUSHING STATS

YEAR	G/S	ATT.	NET	Y/A	Y/G	TD
2024*	2/0	1	5	5.0	2.5	0
2025	3/0	5	22	4.4	7.3	0
TOTAL	5/0	6	27	4.5	5.4	0

*redshirt season


RECEIVING: 1 rec., 20 yds, 0 TDs**CAREER KICKOFF RETURN STATS**

YEAR	G/S	RET.	YDS	Y/R	Y/G	TD
2024*	2/0	1	23	23.0	11.5	0
2025	3/0	5	103	20.6	34.3	0
TOTAL	5/0	6	126	25.2	25.2	0

*redshirt season

CAREER HIGHS

Rushing Attempts	4 vs. HCU (2025)
Rushing Yards	15 vs. Akron (2025)
Rushing TDs	none
Long Rush	15 vs. Akron (2025)
Kickoff Returns	2 twice
Kickoff Return Yards	42 vs. Akron (2025)
Kickoff Return TDs	none
Long Kickoff Return	28 vs. HCU (2025)

**ARCHIE WILSON #83****6-2 | 215 | FR. | P
VICTORIA, AUSTRALIA****PERSONAL NOTES**

- Can kick with either his left or right foot
- Earned a Nebraska scholarship following a video tryout from Australia

CAREER NOTES

- Had never played in a football game prior to the season opener against Cincinnati

SEASON HIGHLIGHTS

- Serves as Nebraska's starting punter but has only punted in one of the Huskers' three games
- Was effective in the first football game of his career against Cincinnati
- Placed three of his four punts inside the 15-yard line with two punts inside the 10, and none of his four punts was returned
- Did not play against Akron as Nebraska did not punt in the game
- Played against Houston Christian but did not punt as the Huskers did not punt for a second straight game

GAME-BY-GAME

OPPONENT	NO.	AVG	I20	LONG
Cincinnati	4	36.8	3	41
Akron	-Did Not Play-			
Houston Christian	0	0.0	0	-
Michigan				
Michigan St.				
Maryland				
Minnesota				
Northwestern				
USC				
UCLA				
Penn St.				
Iowa				

CAREER PUNTING STATS

YEAR	NO.	AVG	LG	TB	I20	50+	BLK
2025	4	36.8	41	0	3	0	0

CAREER HIGHS

Punts	4 vs. Cincinnati (2025)
Average	36.8 vs. Cincinnati (2025)
Inside 20	2 vs. Cincinnati (2025)
50-Yard Punts	none
Long Punt	41 vs. Cincinnati (2025)

**CEYAIR WRIGHT #1****6-0 | 190 | SR. | DB
LOS ANGELES, CALIF.****CAREER HONORS**

- 2025 Team Captain
- Nebraska Scholar-Athlete Honor Roll (Fall 2024)

PESONAL NOTES

- Is also an actor, having starred in such movies and TV shows as Space Jam: A New Legacy, Training Day 2, Broke Girls and Grown-ish

CAREER NOTES

- Spent three seasons at USC before transferring to Nebraska
- Played in 22 games with 15 starts at USC, totaling 40 tackles, six pass breakups and one interception

SEASON HIGHLIGHTS

- 1 of 10 Huskers to win a team vote to wear a single-digit number
- Has started every game
- Started against Cincinnati and helped Nebraska limit the Bearcats to 69 passing yards on 25 attempts
- Had one tackle and one pass breakup against Akron as the Huskers limited the Zips to 62 passing yards on 23 attempts
- Started at nickel against Houston Christian and helped the Huskers limit HCU to 67 passing yards
- Marked the first time since 1990 that NU had limited three consecutive opponents to fewer than 100 passing yards

GAME-BY-GAME

OPPONENT	UT-AT-TT	TFL-YD	PBU	INT
Cincinnati	0-0-0	0.0-0	0	0
Akron	0-1-1	0.0-0	1	0
Houston Christian	0-0-0	0.0-0	0	0
Michigan				
Michigan St.				
Maryland				
Minnesota				
Northwestern				
USC				
UCLA				
Penn St.				
Iowa				

CEYAIR WRIGHT CAREER TACKLE STATS

YEAR	G/S	UT	AT	TT	TFL-YD	SCK-YD
2021^*	1/0	1	1	2	0.0-0	0.0-0
2022^	14/11	21	7	28	0.0-0	0.0-0
2023^	7/4	8	3	11	1.0-1	0.0-0
2024	13/8	30	9	39	1.0-5	1.0-5
2025	3/3	0	1	1	0.0-0	0.0-0
TOTAL	38/26	60	21	81	2.0-6	1.0-5

^at USC; *redshirt season

CAREER MISCELLANEOUS STATS

YEAR	FF	FR	PBU	INT	QBH	BLK
2021^*	0	0	0	0	0	0
2022^	0	0	2	1	0	0
2023^	0	0	3	0	0	0
2024	1	0	6	2	1	1
2025	0	0	1	0	0	0
TOTAL	1	0	12	3	1	1

^at USC; *redshirt season

CAREER HIGHS

Tackles	6 twice
TFLs	1.0 twice
Sacks	1.0 vs. Illinois (2024)
Breakups	2 twice
Interceptions	1 three times
Interception Return for TD	1 at USC (2024)
Blocked Field Goals	1 at USC (2024)



JAVIN
WRIGHT

#0

6-5 | 230 | SR. | LB
CHANDLER, ARIZ.

CAREER HONORS

- Big Ten Sportsmanship Award (2024)
- 3-Time Nebraska Scholar-Athlete Honor Roll

PERSONAL NOTES

- His father Toby was a two-year letterwinner for Nebraska (1992-93) before playing six seasons in the NFL
- Graduated with a degree in sports media and communication
- Battled a blood clot issue that limited him to three games in his first three seasons combined which allowed him to get an NCAA waiver for a seventh season in 2025

SEASON HIGHLIGHTS

- 1 of 10 Huskers to win a team vote to wear a single-digit number
- Has started two of Nebraska's three games, missing one game due to injury
- Started against Cincinnati and had five tackles with a four-yard tackle for loss
- Had two tackles against Akron, with his first stop marking the 100th tackle of his career
- Sat out the Houston Christian game with a minor injury

GAME-BY-GAME

OPPONENT	UT-AT-TT	TFL-YD	SACK-YD
Cincinnati	1-4-5	1.0-4	0.0-0
Akron	1-1-2	0.0-0	0.0-0
Houston Christian	-Did Not Play-		
Michigan			
Michigan St.			
Maryland			
Minnesota			
Northwestern			
USC			
UCLA			
Penn St.			
Iowa			

CAREER TACKLE STATS

YEAR	G/S	UT	AT	TT	TFL-YD	SCK-YD
2019*	1/0	0	0	0	0.0-0	0.0-0
2020		Did Not Play				
2021	2/0	0	1	1	0.0-0	0.0-0
2022	10/1	4	4	8	0.0-0	0.0-0
2023	12/1	20	31	51	1.5-2	0.5-1
2024	9/1	17	17	34	1.5-7	0.0-0
2025	2/2	2	5	7	1.0-4	0.0-0
TOTAL	36/5	43	58	101	4.0-13	0.5-1

*redshirt season

CAREER MISCELLANEOUS STATS

YEAR	FF	FR	PBU	INT	QBH	BLK
2019*	0	0	0	0	0	0
2020		Did Not Play				
2021	0	0	0	0	0	0
2022	0	0	0	0	0	1
2023	1	0	2	2	0	0
2024	0	0	1	0	0	0
2025	0	0	1	0	1	0
TOTAL	1	0	4	2	1	1

*redshirt season

CAREER HIGHS

Tackles	8 vs. Maryland (2023)
TFLs	1.0 twice
Sacks	0.5 vs. Iowa (2023)
Breakups	1 three times
Interceptions	1 twice
Blocked Punts	1 vs. North Dakota (2022)



2025 NEBRASKA SCHEDULE AND RESULTS

DATE	OPPONENT	RESULT	SCORE	RECORD	CONFERENCE	TIME	ATTEND.
8/28/25	vs. Cincinnati	W	20-17	1-0	0-0	3:18	72,884
9/6/25	Akron	W	68-0	2-0	0-0	3:20	86,439
9/13/25	Houston Christian	W	59-7	3-0	0-0	3:20	86,292

*Big Ten Conference game

SCORE BY QUARTERS	1ST	2ND	3RD	4TH	OT	TOTAL
Nebraska	26	58	35	28	0	147
Opponents	3	0	14	7	0	24

TEAM STATISTICS

TEAM STATISTICS	NU	OPP
Scoring	147	24
Points per game	49.0	8.0
Points Off Turnovers	21	0
First Downs	84	40
Rushing	31	26
Passing	51	7
Penalty	2	7
Rushing Yardage	536	408
Yards gained rushing	559	490
Yards lost rushing	23	82
Rushing attempts	107	101
Average per rush	5.0	4.0
Average per game	178.7	136.0
TDs Rushing	9	3
Passing Yardage	1099	198
Comp-Att-Int	88-111-0	33-66-1
Average per pass	9.9	3.0
Average per catch	12.5	6.0
Average per game	366.3	66.0
TDs Passing	9	0
Total offense	1635	606
Total plays	218	167
Average per play	7.5	3.6
Average per game	545.0	202.0
Kick returns: #-Yards	5-103	11-185
Punt returns: #-Yards	8-133	0-0
Int returns: #-Yards	1-0	0-0
Kick return average	20.6	16.8
Punt return average	16.6	0.0
Int return average	0.0	0.0
Fumbles-Lost	4-1	7-4
Penalties-Yards	13-143	14-95
Average per game	47.7	31.7
Punts-Yards	4-147	20-815
Average per punt	36.8	40.8
Net punt average	36.8	33.1
Kickoffs-Yards	26-1592	8-512
Average per kick	61.2	64.0
Net kick average	39.9	41.8
Time of possession / game	33:19	26:41
3rd-down conversion	23/37	8/38
3rd-down pct	62%	21%
4th-down conversion	2/5	5/6
4th-down pct	40%	83%
Sacks by-Yards	5-41	3-10
Misc Yards	0	0
Touchdowns scored	19	3
Field goals - attempts	4-4	1-3
On-Side kicks	0-0	0-0
Red-zone scores	(16-20) 80%	(2-3) 67%
Red-zone touchdowns	(13-20) 65%	(2-3) 67%
PAT-attempts	(19-19) 100%	(3-3) 100%
2-point conversion-attempts	(0-0) 0%	(0-0) 0%
Attendance	172,731	0
Games / Avg per game	2/86,366	-
Neutral Site games		1/72,884

INDIVIDUAL OFFENSIVE STATISTICS

RUSHING	G	ATT	GAIN	LOSS	NET	AVG	TD	LONG	AVG/G
Emmett Johnson	3	52	329	3	326	6.3	4	47	108.7
Kwinten Ives	2	16	119	0	119	7.4	2	28	59.5
TJ Lateef	2	5	32	0	32	6.4	2	9	16.0
Kenneth Williams	3	5	22	0	22	4.4	0	15	7.3
Dylan Raiola	3	9	29	10	19	2.1	0	9	6.3
Mekhi Nelson	2	6	12	1	11	1.8	1	6	5.5
Conor Booth	2	3	6	0	6	2.0	0	4	3.0
Heinrich Haarberg	3	3	4	0	4	1.3	0	2	1.3
Janiran Bonner	1	2	4	0	4	2.0	0	3	4.0
Vincent Genatone	3	1	1	0	1	1.0	0	1	0.3
Izaac Dickey	2	1	1	0	1	1.0	0	1	0.5
Isaiah Mozee	3	1	0	2	-2	-2.0	0	0	-0.7
Team	3	3	0	7	-7	-2.3	0	0	-2.3
Total	3	107	559	23	536	5.0	9	47	178.7
Opponents	3	101	490	82	408	4.0	3	45	136.0

PASSING	G	EFFIC	COMP-ATT-INT	PCT	YDS	TD	LNG	AVG/G
Dylan Raiola	3	178.8	72-94-0	76.6	829	8	40	276.3
TJ Lateef	2	297.0	11-12-0	91.7	254	1	62	127.0
Jalyn Gramstad	2	126.9	5-5-0	100.0	16	0	6	8.0
Total	3	189.2	88-111-0	79.3	1099	9	62	366.3
Opponents	3	72.2	33-66-1	50.0	198	0	19	66.0

RECEIVING	G	NO.	YDS	AVG	TD	LONG	AVG/G
Jacory Barney Jr.	3	15	181	12.1	1	39	60.3
Dane Key	3	13	190	14.6	3	40	63.3
Emmett Johnson	3	11	41	3.7	1	9	13.7
Nyziah Hunter	3	11	163	14.8	1	36	54.3
Luke Lindenmeyer	3	9	100	11.1	1	22	33.3
Isaiah Mozee	3	7	93	13.3	0	39	31.0
Cortez Mills Jr.	3	5	118	23.6	1	62	39.3
Kwinten Ives	2	3	43	14.3	0	21	21.5
Mekhi Nelson	2	3	52	17.3	0	41	26.0
Heinrich Haarberg	3	2	22	11.0	0	13	7.3
Quinn Clark	3	2	44	22.0	1	37	14.7
Conor Booth	2	2	11	5.5	0	6	5.5
Janiran Bonner	1	1	4	4.0	0	4	4.0
Kenneth Williams	3	1	20	20.0	0	20	6.7
DJ Singleton Jr.	2	1	-4	-4.0	0	0	-2.0
Keelan Smith	2	1	15	15.0	0	15	7.5
Jeremiah Jones	1	1	6	6.0	0	6	6.0
Total	3	88	1099	12.5	9	62	366.3
Opponents	3	33	198	6.0	0	19	66.0

2025 INDIVIDUAL STATISTICS

PUNT RETURNS	NO.	YDS	AVG	TD	LONG
Jacory Barney Jr.	6	90	15.0	0	39
Isaiah Mozee	2	43	21.5	0	38
Total	8	133	16.6	0	39
Opponents	0	0	0.0	0	0

KICK RETURNS	NO.	YDS	AVG	TD	LONG
Kenneth Williams	5	103	20.6	0	28
Total	5	103	20.6	0	28
Opponents	11	185	16.8	0	33

INTERCEPTIONS	NO.	YDS	AVG	TD	LONG
Malcolm Hartzog Jr.	1	0	0.0	0	0
Total	1	0	0.0	0	0
Opponents	0	0	0.0	0	0

FUMBLE RETURNS	NO.	YDS	AVG	TD	LONG
Williams Nwaneri	2	29	14.5	1	29
Maverick Noonan	1	0	0.0	0	0
Kahmir Prescott	1	0	0.0	0	0
Total	4	29	7.3	1	29
Opponents	1	1	1.0	0	1

FIELD GOALS	FGM-FGA	PCT	1-19	20-29	30-39	40-49	50-59	LG	BLK
Kyle Cunanan	4-4	100.0	0-0	2-2	1-1	0-0	1-1	52	0
Total	4-4	100.0	0-0	2-2	1-1	0-0	1-1	52	0
Opponents	1-3	33.3	0-0	0-0	0-1	1-2	0-0	45	1

FG SEQUENCE	NEBRASKA	OPPONENTS
Cincinnati	(52),(22)	(45)
Akron	(35)	46,33
Houston Christian	(24)	

Numbers in (parenthesis) indicate field goal was made

PUNTING	NO.	YDS	AVG	LONG	TB	FC	I20	50+	BLK
Archie Wilson	4	147	36.8	41	0	2	3	0	0
Total	4	147	36.8	41	0	2	3	0	0
Opponents	20	815	40.8	59	1	3	4	2	0

KICKOFFS	NO.	YDS	AVG	TB	OB	RET.	NET	YDLN
John Hohl	13	808	62.2	4	2			
Kyle Cunanan	11	684	62.2	6	0			
Tristan Alvano	2	100	50.0	0	1			
Total	26	1592	61.2	10	3	11	39.9	25
Opponents	8	512	64.0	3	0	5	41.8	23

----- PATs -----									
SCORING	TD	FGs	Kick	Rush	Rcv	Pass	DXP	Saf	Pts
Kyle Cunanan	-	4-4	19-19	-	-	-	-	-	31
Emmett Johnson	5	-	-	-	-	-	-	-	30
Dane Key	3	-	-	-	-	-	-	-	18
Kwinten Ives	2	-	-	-	-	-	-	-	12
TJ Lateef	2	-	-	-	-	-	-	-	12
Luke Lindenmeyer	1	-	-	-	-	-	-	-	6
Nyziah Hunter	1	-	-	-	-	-	-	-	6
Jacory Barney Jr.	1	-	-	-	-	-	-	-	6
Mekhi Nelson	1	-	-	-	-	-	-	-	6
Quinn Clark	1	-	-	-	-	-	-	-	6
Williams Nwaneri	1	-	-	-	-	-	-	-	6
Cortez Mills Jr.	1	-	-	-	-	-	-	-	6
Kade Pietrzak	-	-	-	-	-	-	-	1	2
Total	19	4-4	19-19	0	0	0	0	1	147
Opponents	3	1-3	3-3	0	0	0	0	0	24

TOTAL OFFENSE	G	PLAYS	RUSH	PASS	TOTAL	AVG/G
Dylan Raiola	3	103	19	829	848	282.7
Emmett Johnson	3	52	326	0	326	108.7
TJ Lateef	2	17	32	254	286	143.0
Kwinten Ives	2	16	119	0	119	59.5
Kenneth Williams	3	5	22	0	22	7.3
Jalyn Gramstad	2	5	0	16	16	8.0
Mekhi Nelson	2	6	11	0	11	5.5
Conor Booth	2	3	6	0	6	3.0
Heinrich Haarberg	3	3	4	0	4	1.3
Janiran Bonner	1	2	4	0	4	4.0
Vincent Genatone	3	1	1	0	1	0.3
Izaac Dickey	2	1	1	0	1	0.5
Isaiah Mozee	3	1	-2	0	-2	-0.7
Team	3	0	-7	0	-7	-2.3
Total	3	218	536	1099	1635	545.0
Opponents	3	167	408	198	606	202.0

ALL PURPOSE	G	RUSH	REC	PR	KOR	IR	TOT	AVG/G
Emmett Johnson	3	326	41	0	0	0	367	122.3
Jacory Barney Jr.	3	0	181	90	0	0	271	90.3
Dane Key	3	0	190	0	0	0	190	63.3
Nyziah Hunter	3	0	163	0	0	0	163	54.3
Kwinten Ives	2	119	43	0	0	0	162	81.0
Kenneth Williams	3	22	20	0	103	0	145	48.3
Isaiah Mozee	3	-2	93	43	0	0	134	44.7
Cortez Mills Jr.	3	0	118	0	0	0	118	39.3
Luke Lindenmeyer	3	0	100	0	0	0	100	33.3
Mekhi Nelson	2	11	52	0	0	0	63	31.5
Quinn Clark	3	0	44	0	0	0	44	14.7
TJ Lateef	2	32	0	0	0	0	32	16.0
Heinrich Haarberg	3	4	22	0	0	0	26	8.7
Dylan Raiola	3	19	0	0	0	0	19	6.3
Conor Booth	2	6	11	0	0	0	17	8.5
Keelan Smith	2	0	15	0	0	0	15	7.5
Janiran Bonner	1	4	4	0	0	0	8	8.0
Jeremiah Jones	1	0	6	0	0	0	6	6.0
Vincent Genatone	3	1	0	0	0	0	1	0.3
Izaac Dickey	2	1	0	0	0	0	1	0.5
DJ Singleton Jr.	2	0	-4	0	0	0	-4	-2.0
Team	3	-7	0	0	0	0	-7	-2.3
Total	3	536	1099	133	103	0	1871	623.7
Opponents	3	408	198	0	185	0	791	263.7

INDIVIDUAL OFFENSE GAME BY GAME

RUSHING	No-Yds/TD	CINCY	AKRON	HCU
Emmett Johnson	52-326/4	25-108/0	14-140/2	13-78/2
Kwinten Ives	16-119/2	DNP	4-34/1	12-85/1
Dylan Raiola	9-19/0	4--1/0	3-13/0	2-7/0
Mekhi Nelson	6-11/1	1-0/0	5-11/1	DNP
TJ Lateef	5-32/2	DNP	2-17/1	3-15/1
Kenneth Williams	5-22/0	-	1-15/0	4-7/0
Conor Booth	3-6/0	DNP	2-6/0	1-0/0
Heinrich Haarberg	3-4/0	2-4/0	1-0/0	-
Janiran Bonner	2-4/0	2-4/0	DNP	DNP
Vincent Genatone	1-1/0	-	-	1-1/0
Izaac Dickey	1-1/0	DNP	-	1-1/0
Isaiah Mozee	1--2/0	1--2/0	-	-

RECEIVING	No-Yds/TD	CINCY	AKRON	HCU
Jacory Barney Jr.	15-181/1	5-27/0	7-132/0	3-22/1
Dane Key	13-190/3	6-51/1	3-35/1	4-104/1
Nyziah Hunter	11-163/1	6-65/1	4-82/0	1-16/0
Emmett Johnson	11-41/1	7-27/0	2-7/1	2-7/0
Luke Lindenmeyer	9-100/1	5-47/0	3-44/1	1-9/0
Isaiah Mozee	7-93/0	1-2/0	3-65/0	3-26/0
Cortez Mills Jr.	5-118/1	1-13/0	1-7/0	3-98/1
Mekhi Nelson	3-52/0	-	3-52/0	DNP
Kwinten Ives	3-43/0	DNP	1-7/0	2-36/0
Quinn Clark	2-44/1	1-7/0	1-37/1	-
Heinrich Haarberg	2-22/0	-	1-9/0	1-13/0
Conor Booth	2-11/0	DNP	-	2-11/0
Kenneth Williams	1-20/0	-	-	1-20/0
Keelan Smith	1-15/0	DNP	1-15/0	-
Jeremiah Jones	1-6/0	DNP	1-6/0	DNP
Janiran Bonner	1-4/0	1-4/0	DNP	DNP
DJ Singleton Jr.	1--4/0	DNP	1--4/0	-

PASSING

#15 Dylan Raiola	Comp	Att	Int	Pct	Yards	TD	Long	Sacked	Effic.
Cincinnati	33	42	0	78.6	243	2	24	3-10	142.9
Akron	24	31	0	77.4	364	4	39	0-0	218.6
Houston Christian	15	21	0	71.4	222	2	40	0-0	191.7
Totals	72	94	0	76.6	829	8	40	3-10	178.8

#14 TJ Lateef	Comp	Att	Int	Pct	Yards	TD	Long	Sacked	Effic.
Akron	6	7	0	85.7	128	0	41	0-0	239.3
Houston Christian	5	5	0	100.0	126	1	62	0-0	377.7
Totals	11	12	0	91.7	254	1	62	0-0	297.0

#12 Jalyn Gramstad	Comp	Att	Int	Pct	Yards	TD	Long	Sacked	Effic.
Akron	2	2	0	100.0	2	0	6	0-0	108.4
Houston Christian	3	3	0	100.0	14	0	6	0-0	139.2
Totals	5	5	0	100.0	16	0	6	0-0	126.9

PUNT RETURNS	No-Yds	CINCY	AKRON	HCU
Jacory Barney Jr.	6-90	2-3	4-87	-
Isaiah Mozee	2-43	-	1-5	1-38

KO RETURNS	No-Yds	CINCY	AKRON	HCU
Kenneth Williams	5-103	2-33	2-42	1-28

DEFENSIVE STATISTICS

NAME	GP	[-----TACKLES-----]			TFL-YDS	[SACKS-]	[---PASS DEF---]		QBH	[---FUMBLES---]		BLKD	
		SOLO	AST	TOTAL		NO-YARDS	INT-YDS	BRUP		RCV-YDS	FF	KICK	SAF
21 Rex Guthrie	3	3	9	12	1.5-4	.	.	1
8 DeShon Singleton	3	6	6	12	1-5	.	.	1	1
10 Andrew Marshall	3	7	4	11	2-2	.	.	1
37 Donovan Jones	3	6	2	8	0.5-3	.	.	1
0 Javin Wright	2	2	5	7	1-4	.	.	1	1
3 Marques Buford Jr.	3	6	1	7
96 Williams Nwaneri	3	3	4	7	0.5-2	.	.	1	2	2-29	.	.	.
15 Dasan McCullough	3	4	3	7	1-11	1-11	.	1
33 Marques Watson-Trent	3	4	2	6	1-6	1-6
9 Vincent Shavers Jr.	3	4	2	6	1-1	.	.	.	1	.	1	.	.
13 Jamir Conn	3	3	3	6	0.5-0	.	.	1
11 Cameron Lenhardt	3	1	5	6	0.5-0
28 Caleb Benning	3	3	2	5
40 Dawson Merritt	3	3	2	5	0.5-1	.	.	.	1
97 Keona Davis	3	1	3	4
93 Kade Pietrzak	3	3	1	4	2-6	1
43 Michael Booker III	3	4	.	4
17 Willis McGahee IV	3	2	1	3	2-5
25 Jeremiah Charles	3	.	3	3
26 Brice Turner	3	3	.	3
5 Riley Van Poppel	3	1	2	3	1.5-13	1-12	1	1	.
42 Derek Wacker	3	1	2	3	1	.	.
16 Elijah Jeudy	3	1	2	3
55 Ethan Duda	2	1	1	2
19 Kahmir Prescott	2	1	1	2	1-0	.	.	.
57 Ashton Murphy	2	2	.	2	1-11	1-11
92 Sua Lefotu	2	.	2	2	0.5-0	0.5-0
54 Jacob Bower	3	.	2	2
12 Justyn Rhett	1	1	1	2	0.5-1
90 Jaylen George	3	.	2	2	1
99 Dylan Parrott	3	2	.	2
56 Pierce Mooberry	2	.	2	2
24 Derek Branch	3	1	1	2
50 Christian Jones	2	1	.	1
94 Jordan Ochoa	3	.	1	1	0.5-1	0.5-1
41 Tanner Terch	2	1	.	1
53 David Hoffken	2	1	.	1
45 Roger Gradney	2	1	.	1
35 Mekhi Nelson	2	1	.	1
18 Larry Tarver Jr.	2	.	1	1
14 Amare Sanders	1	.	1	1
25 Kenneth Williams	3	1	.	1
95 Gabe Moore	2	.	1	1
22 Maverick Noonan	2	.	1	1	1-0	.	.	.
58 Mason Goldman	3	1	.	1
7 Malcolm Hartzog Jr.	2	1	.	1	.	.	1-0	1	1
1 Ceyair Wright	3	.	1	1	.	.	.	1
Totals	3	87	82	169	19-76	5-41	1-0	10	8	4-29	3	1	1
Opponents	3	108	130	238	9-22	3-10	0-0	6	3	1-1	3	0	0

SPECIAL TEAMS TACKLES

[illegible]

INDIVIDUAL DEFENSE GAME BY GAME

PLAYER	UA-A	TOTAL	CINCY	AKRON	HCU
DeShon Singleton	6-6	12	3-4	2-1	1-1
Rex Guthrie	3-9	12	1-2	1-2	1-5
Andrew Marshall	7-4	11	2-3	1-0	4-1
Donovan Jones	6-2	8	2-1	1-0	3-1
Marques Buford Jr.	6-1	7	5-0	1-1	-
Dasan McCullough	4-3	7	1-3	2-0	1-0
Williams Nwaneri	3-4	7	2-4	1-0	-
Javin Wright	2-5	7	1-4	1-1	DNP
Vincent Shavers Jr.	4-2	6	1-2	2-0	1-0
Marques Watson-Trent	4-2	6	0-2	1-0	3-0
Jamir Conn	3-3	6	-	1-1	2-2
Cameron Lenhardt	1-5	6	0-3	1-2	-
Caleb Benning	3-2	5	-	1-1	2-1
Dawson Merritt	3-2	5	-	1-0	2-2
Michael Booker III	4-0	4	-	1-0	3-0
Kade Pietrzak	3-1	4	-	3-1	-
Keona Davis	1-3	4	0-3	1-0	-
Brice Turner	3-0	3	-	2-0	1-0
Willis McGahee IV	2-1	3	-	1-0	1-1
Riley Van Poppel	1-2	3	0-1	0-1	1-0
Elijah Jeudy	1-2	3	-	0-2	1-0
Derek Wacker	1-2	3	-	0-1	1-1
Jeremiah Charles	0-3	3	-	-	0-3
Ashton Murphy	2-0	2	DNP	1-0	1-0
Dylan Parrott	2-0	2	-	2-0	-
Justyn Rhett	1-1	2	DNP	1-1	DNP
Kahmir Prescott	1-1	2	DNP	1-1	-
Derek Branch	1-1	2	1-0	0-1	-
Ethan Duda	1-1	2	DNP	0-1	1-0
Jacob Bower	0-2	2	-	0-1	0-1
Pierce Mooberry	0-2	2	DNP	0-2	-
Jaylen George	0-2	2	-	0-1	0-1
Sua Lefotu	0-2	2	DNP	0-1	0-1
Malcolm Hartzog Jr.	1-0	1	1-0	-	DNP
Kenneth Williams	1-0	1	-	-	1-0
Mekhi Nelson	1-0	1	-	1-0	DNP
Tanner Terch	1-0	1	DNP	1-0	-
Roger Gradney	1-0	1	DNP	1-0	-
Christian Jones	1-0	1	DNP	-	1-0
David Hoffken	1-0	1	DNP	-	1-0
Mason Goldman	1-0	1	-	-	1-0
Ceyair Wright	0-1	1	-	0-1	-
Amare Sanders	0-1	1	DNP	DNP	0-1
Larry Tarver Jr.	0-1	1	DNP	0-1	-
Maverick Noonan	0-1	1	DNP	0-1	-
Jordan Ochoa	0-1	1	-	0-1	-
Gabe Moore	0-1	1	DNP	0-1	-

INDIVIDUAL DEFENSE GAME BY GAME

TFL	UA-A	TOTAL	CINCY	AKRON	HCU
Andrew Marshall	2-0	2.0	-	1.0-1	1.0-1
Willis McGahee IV	2-0	2.0	-	1.0-3	1.0-2
Kade Pietrzak	2-0	2.0	-	2.0-6	-
Riley Van Poppel	1-1	1.5	-	0.5-1	1.0-12
Rex Guthrie	1-1	1.5	-	1.0-3	0.5-1
Javin Wright	1-0	1.0	1.0-4	-	DNP
Vincent Shavers Jr.	1-0	1.0	-	-	1.0-1
Dasan McCullough	1-0	1.0	-	-	1.0-11
Marques Watson-Trent	1-0	1.0	-	-	1.0-6
Ashton Murphy	1-0	1.0	DNP	1.0-11	-
DeShon Singleton	0-2	1.0	0.5-1	-	0.5-4
Cameron Lenhardt	0-1	0.5	-	0.5-0	-
Justyn Rhett	0-1	0.5	DNP	0.5-1	DNP
Jamir Conn	0-1	0.5	-	0.5-0	-
Donovan Jones	0-1	0.5	-	-	0.5-3
Dawson Merritt	0-1	0.5	-	-	0.5-1
Sua Lefotu	0-1	0.5	DNP	0.5-0	-
Jordan Ochoa	0-1	0.5	-	0.5-1	-
Williams Nwaneri	0-1	0.5	0.5-2	-	-

SACKS	UA-A	TOTAL	CINCY	AKRON	HCU
Riley Van Poppel	1-0	1	-	-	1-12
Dasan McCullough	1-0	1	-	-	1-11
Marques Watson-Trent	1-0	1	-	-	1-6
Ashton Murphy	1-0	1	DNP	1-11	-
Sua Lefotu	0-1	0.5	DNP	0.5-0	-
Jordan Ochoa	0-1	0.5	-	0.5-1	-

INTERCEPTIONS	NO-YDS.	CINCY	AKRON	HCU
Malcolm Hartzog Jr.	1-0	1-0	-	-

FORCED FUMBLES	NO.	CINCY	AKRON	HCU
Riley Van Poppel	1	-	-	1
Vincent Shavers Jr.	1	1	-	-
Derek Wacker	1	-	-	1

FUMBLE RETURNS	NO.	CINCY	AKRON	HCU
Williams Nwaneri	2-29	1-0	-	1-29
Kahmir Prescott	1-0	DNP	-	1-0
Maverick Noonan	1-0	DNP	1-0	-



TEAM GAME BY GAME

DATE	OPPONENT	----RUSHING----				----RECEIVING----				-----PASSING-----				----KICK RET----				----PUNT RET----				TOTAL OFF.
		NO.	YDS	TD	LG	NO.	YDS	TD	LG	CMP	ATT	INT	YDS	TD	LG	NO	YDS	TD	LG	NO	YDS	
8/28/25	vs. Cincinnati	36	110	0	16	33	243	2	24	33-42-0	243	2	24	2	33	0	21	2	3	0	3	353
9/6/25	Akron	33	234	5	47	32	494	4	41	32-40-0	494	4	41	2	42	0	23	5	92	0	39	728
9/13/25	Houston Christian	38	192	4	20	23	362	3	62	23-29-0	362	3	62	1	28	0	28	1	38	0	38	554
Nebraska		107	536	9	47	88	1099	9	62	88-111-0	1099	9	62	5	103	0	28	8	133	0	39	1635
Opponents		101	408	3	45	33	198	0	19	33-66-1	198	0	19	11	185	0	33	0	0	0	0	606

DATE	OPPONENT	-----TACKLES-----				---SACKS---		---FUMBLE---		INT-YDS	QBH	PBU	BLKD KICK	---KICKS---XPTS-----			PTS OFF	
		SOL	AST	TOT	TFL-YDS	NO-YDS	FF	FR-YDS						ATT-MAD	RUN	RCV	SAF	TO
8/28/25	vs. Cincinnati	20	32	52	2.0-7	0-0	1	1-0	1-0	1	5	0	0	2-2	0	0	0	7
9/6/25	Akron	33	28	61	9.0-27	2-12	0	1-0	0-0	5	4	1	1	9-9	0	0	1	7
9/13/25	Houston Christian	34	22	56	8.0-42	3-29	2	2-29	0-0	2	1	0	0	8-8	0	0	0	7
Nebraska		87	82	169	19.0-76	5-41	3	4-29	1-0	8	10	1	1	19-19	0	0	1	21
Opponents		108	130	238	9.0-22	3-10	3	1-1	0-0	3	6	0	0	3-3	0	0	0	0

DATE	OPPONENT	-----PUNTING-----									----FIELD GOALS----			-----KICKOFFS-----				
		NO	YDS	AVG	LG	BLK	TB	FC	50+	120	ATT-MADE	LG	BLKD	NO	YDS	AVG	TB	OB
8/28/25	vs. Cincinnati	4	147	36.8	41	0	0	2	0	3	2-2	52	0	5	297	59.4	2	1
9/6/25	Akron	0	0	0.0	0	0	0	0	0	0	1-1	35	0	11	682	62.0	4	1
9/13/25	Houston Christian	0	0	0.0	0	0	0	0	0	0	1-1	24	0	10	613	61.3	4	1
Nebraska		4	147	36.8	41	0	0	2	0	3	4-4	52	0	26	1592	61.2	10	3
Opponents		20	815	40.8	59	0	1	3	2	4	1-3	45	1	8	512	64.0	3	0

OPPONENT GAME BY GAME

DATE	OPPONENT	----RUSHING----				----RECEIVING----				-----PASSING-----				----KICK RET----				----PUNT RET----				TOTAL OFF.		
		NO.	YDS	TD	LG	NO.	YDS	TD	LG	CMP	ATT	INT	YDS	TD	LG	NO	YDS	TD	LG	NO	YDS		TD	LG
8/28/25	vs. Cincinnati	30	202	2	29	13	69	0	14	13	25	1	69	0	14	1	20	0	20	0	0	0	0	271
9/6/25	Akron	36	113	0	25	9	62	0	19	9	23	0	62	0	19	6	125	0	33	0	0	0	0	175
9/13/25	Houston Christian	35	93	1	45	11	67	0	10	11	18	0	67	0	10	4	40	0	32	0	0	0	0	160
	Opponents	101	408	3	45	33	198	0	19	33	66	1	198	0	19	11	185	0	33	0	0	0	0	606
	Nebraska	107	536	9	47	88	1099	9	62	88	111	0	1099	9	62	5	103	0	28	8	133	0	39	1635

DATE	OPPONENT	-----TACKLES-----				---SACKS---	---FUMBLE---		INT-YDS	QBH	PBU	BLKD	---KICKS---XPTS-----			PTS OFF	
		SOL	AST	TOT	TFL-YDS	NO-YDS	FF	FR-YDS				KICK	ATT-MAD	RUN	RCV	SAF	TO
8/28/25	vs. Cincinnati	24	84	108	6.0-16	3-10	2	0-0	0-0	3	2	0	2-2	0	0	0	0
9/6/25	Akron	44	22	66	3.0-6	0-0	1	1-1	0-0	0	2	0	0-0	0	0	0	0
9/13/25	Houston Christian	40	24	64	0.0-0	0-0	0	0-0	0-0	0	2	0	1-1	0	0	0	0
	Opponents	108	130	238	9.0-22	3-10	3	1-1	0-0	3	6	0	3-3	0	0	0	0
	Nebraska	87	82	169	19.0-76	5-41	3	4-29	1-0	8	10	1	19-19	0	0	1	21

DATE	OPPONENT	PUNTING										FIELD GOALS			KICKOFFS				
		NO	YDS	AVG	LG	BLK	TB	FC	50+	120	ATT-MADE	LG	BLKD	NO	YDS	AVG	TB	OB	
8/28/25	vs. Cincinnati	4	181	45.3	52	0	0	1	1	2	1-1	45	0	4	254	63.5	2	0	
9/6/25	Akron	8	296	37.0	48	0	0	0	0	1	0-2	0	1	2	128	64.0	0	0	
9/13/25	Houston Christian	8	338	42.3	59	0	1	2	1	1	0-0	0	0	2	130	65.0	1	0	
	Opponents	20	815	40.8	59	0	1	3	2	4	1-3	45	1	8	512	64.0	3	0	
	Nebraska	4	147	36.8	41	0	0	2	0	3	4-4	52	0	26	1592	61.2	10	3	



TEAM COMPARISON

OPPONENT	SCORE	1ST DNS (RUN/PASS/PEN.)	RUSHING	PASSING	PASS YDS	TOTAL OFFENSE	RET YDS	T/O
vs. Cincinnati	20-17	23/16 (10/12; 13/3; 0/1)	36-110 /30-202	33-42-0/13-25-1	243 /69	78-353/55-271	36 / 20	0/2
Akron	68-0	31/13 (9/7; 22/2; 0/4)	33-234/36-113	32-40-0/9-23-0	494/62	73-728/59-175	134/126	1/1
Houston Christian	59-7	30/11 (12/7; 16/2; 2/2)	38-192/35-93	23-29-0/11-18-0	362/67	67-554/53-160	95/40	0/2
Totals	147-24	84/40 (31/26; 51/7; 2/7)	107-536/101-408	88-111-0/33-66-1	1099/198	218-1635/167-606	265/186	1/5

Note: Game totals are displayed in the format NEBRASKA/OPPONENT for each category

OPPONENT	3RD DOWN	4TH DOWN	TIME POSS	MARGIN	YDS/RUSH	YDS/PASS	YDS/PLAY	PUNTING	PENALTIES	SACKS
vs. Cincinnati	10-18/3-10	1-2/2-2	39:30/20:30	19:00	3.1/6.7	5.8/2.8	4.5/4.9	4-36.8/4-45.3	3-27.0/4-20.0	0/3
Akron	8-10/1-14	0-1/1-2	30:10/29:50	00:20	7.1/3.1	12.4/2.7	10.0/3.0	0-0.0/8-37.0	6-71.0/1-5.0	2/0
Houston Christian	5-9 / 4-14	1-2 / 2-2	30:17 / 29:43	00:34	5.1 / 2.7	12.5 / 3.7	8.3 / 3.0	0-0.0 / 8-42.3	4-45.0 / 9-70.0	3 / 0
Totals	23-37 / 8-38	2-5 / 5-6	99:57 / 80:03	19:54	5.0 / 4.0	9.9 / 3.0	7.5 / 3.6	4-36.8 / 20-40.8	13-143.0 / 14-95.0	5 / 3

Game totals are displayed in the format NEBRASKA/OPPONENT for each category

NEBRASKA RED ZONE CHART

NEBRASKA INSIDE OPPONENT RED-ZONE

DATE	OPPONENT	SCORE	TIMES IN RZ	TIMES SCORED	PTS	TOTAL TDS	RUSH TDS	PASS TDS	-----FGs----- MADE MISS	----- FAILED TO SCORE INSIDE RZ ----- DOWNS INT FUMB HALF GAME
8/28/25	vs. Cincinnati	W, 20-17	3	3	17	2	0	2	1 1	0 0 0 0 0
9/6/25	Akron	W, 68-0	9	7	45	6	3	3	1 1	1 0 1 0 0
9/13/25	Houston Christian	W, 59-7	8	6	38	5	4	1	1 1	1 0 0 0 1
	Totals 16 of 20 (80.0%)		20	16	100	13	7	6	3 3	2 0 1 0 1

OPPONENT INSIDE NEBRASKA RED-ZONE

DATE	OPPONENT	SCORE	TIMES IN RZ	TIMES SCORED	PTS	TOTAL TDS	RUSH TDS	PASS TDS	-----FGs----- MADE MISS	----- FAILED TO SCORE INSIDE RZ ----- DOWNS INT FUMB HALF GAME
8/28/25	vs. Cincinnati	W, 20-17	2	2	14	2	2	0	0 0	0 0 0 0 0
9/6/25	Akron	W, 68-0	1	0	0	0	0	0	0 1	0 0 0 0 0
9/13/25	Houston Christian	W, 59-7	0	0	0	0	0	0	0 0	0 0 0 0 0
	Totals 2 of 3 (66.7%)		3	2	14	2	2	0	0 1	0 0 0 0 0



NEBRASKA & OPPONENT LONG PLAYS & DRIVE INFORMATION

LONG SEASON PLAYS (20 OR MORE YARDS)

	[-----NEBRASKA-----]				[-----OPPONENT-----]			
	RUSH	PASS	RET	TOT	RUSH	PASS	RET	TOT
vs. Cincinnati	0	1	1	2	1	0	1	2
Akron	3	8	3	14	1	0	2	3
Houston Christian	1	6	3	10	1	0	1	2
Totals	4	15	7	26	3	0	4	7

OPPONENT LONG PLAYS (7: 3 RUNS; 0 PASSES; 4 RETURNS)

YDS	OPPONENT	PLAY	RESULT
45	Houston Christian	Rush (Edwards)	Touchdown
32	Houston Christian	KOR (Greens)	1st-10
33	Akron	KOR (Hills)	1st-10
29	Cincinnati	Rush (Sorsby)	1st-10
25	Akron	Rush (Patrick)	1st-10
22	Akron	KOR (Hills)	1st-10
20	Cincinnati	KOR (Wilson)	1st-10

LONG DRIVE SUPERLATIVES

	NEBRASKA	OPPONENT
Most Yards (Result)	89 vs. Akron (TD)	75 vs. Cincinnati (TD); HCU (TD)
Most Plays (Result)	16 vs. Cincinnati (FG)	14 vs. Houston Baptist (Punt)
Most Time (Result)	7:51 vs. Cincinnati (FG)	9:24 vs. Houston Baptist (Punt)

NEBRASKA LONG PLAYS (26; 4 RUNS; 15 PASSES; 7 RETURNS)

YDS	OPPONENT	PLAY	RESULT
62	Houston Christian	Pass (Lateef-Mills)	TD
47	Akron	Rush (Johnson)	Touchdown
41	Akron	Pass (Lateef-Nelson)	1st-10
40	Houston Christian	Pass (Raiola-Key)	1st-10
39	Akron	PR (Barney)	1st-10
39	Akron	Pass (Raiola-Barney)	1st-10
39	Akron	Pass (Lateef-Mozee)	1st-10
39	Houston Christian	Pass (Raiola-Key)	Touchdown
38	Houston Christian	PR (Mozee)	1st-10
38	Akron	Pass (Raiola-Barney)	1st-10
37	Akron	Pass (Raiola-Clark)	Touchdown
36	Akron	Pass (Raiola-Hunter)	1st-10
36	Akron	Rush (Johnson)	1st-10
29	Houston Christian	FR (Nwaneri)	Touchdown
28	Houston Christian	KOR (Williams)	1st-10
28	Akron	Rush (Ives)	Touchdown
26	Akron	Pass (Raiola-Hunter)	1st-10
24	Cincinnati	Pass (Raiola-Hunter)	1st-10
23	Akron	KOR (Williams)	1st-10
22	Akron	Pass (Raiola-Lindenmeyer)	1st-10
22	Houston Christian	Pass (Raiola-Mills)	1st-10
21	Houston Christian	Pass (Lateef-Ives)	1st-10
23	Akron	PR (Barney)	1st-10
21	Cincinnati	KOR (Williams)	1st-10
20	Houston Christian	Rush (Ives)	1st-10
20	Houston Christian	Pass (Lateef-Williams)	1st-10

GAME-OPENING DRIVES

OPPONENT	[-----NEBRASKA-----]			[-----OPPONENT-----]		
	PTS.	1ST DWN	YDS	PTS.	1ST DWN	YDS
vs. Cincinnati	0	1	12	0	1	11
Akron	7	2	77	0	1	27
Houston Christian	3	3	66	0	0	8

SECOND-HALF OPENING DRIVES

OPPONENT	[-----NEBRASKA-----]			[-----OPPONENT-----]		
	PTS.	1ST DWN	YDS	PTS.	1ST DWN	YDS
vs. Cincinnati	0	2	32	7	4	57
Akron	7	2	52	0	1	18
Houston Christian	7	4	78	0	0	6



NEBRASKA & OPPONENT SCORING DRIVES, MISCELLANEOUS STATS

SCORING DRIVES

GAME	SCORING DRIVES	[----TIME-----]		[---PLAYS---]		5 OR LESS	1 OR 0
		TOT	AVG.	TOT	AVG.		
vs. Cincinnati	4	20:34	5:08	43	10.8	1	0
Akron	11	20:56	1:54	53	4.8	7	1
Houston Christian	9	23:45	2:38	55	6.1	3	1
TOTALS	24	65:15	2:43	43	10.8	11	2
OPPONENTS	4	11:06	2:46	31	7.8	1	0

NEBRASKA POINTS OFF TURNOVERS

GAME	TOs GAINED	TD	FG-FGA	PTS.	(NU FUM./LOST, INT)
vs. Cincinnati	2 (1/1 F/L, 1 INT)	1	0-0	7	0 (2/0 F/L, 0 INT)
Akron	1 (2/1 F/L, 0 INT)	1	0-0	7	1 (1/1 F/L, 0 INT)
Houston Christian	2 (4/2 F/L, 0 INT)	1	0-0	7	0 (1/0 F/L, 0 INT)
TOTAL	5 (7/4 F/L, 1 INT)	3	0-0	21	1 (4/1 F/L, 0 INT)
OPPONENTS	1 (4/1 F/L, 0 INT)	0	0-0	0	5 (7/4 F/L, 1 INT)

PENALTY NUMBERS

	NU PEN.-YDS.	OPP. PEN.-YDS
vs. Cincinnati	3-27	4-20
Akron	6-71	1-5
Houston Christian	4-45	9-70
TOTALS (AVG/PENALTY)	13-143 (11.0)	14-95 (6.8)
AVG/GAME	4.3-47.7	4.7-31.7

STARTING FIELD POSITION*

GAME	NU AVG. START	OPP. AVG. START	NU DIFF.
	(yards/drives/in 20/past 50)	(yards/drives/in 20/past 50)	
vs. Cincinnati	28.7 (287/10/3/1)	24.8 (248/10/3/0)	+3.9
Akron	39.6 (554/14/1/3)	22.0 (286/13/3/0)	+17.6
Houston Christian	37.3 (410/11/1/3)	20.2 (222/11/4/0)	+17.1
TOTAL	35.7 (1251/35/5/7)	22.2 (756/34/10/0)	+ 13.5

*does not include drives with time of 0:00 (i.e. defensive and special teams touchdowns, end of half turnovers, overtime, etc.)

NEBRASKA SCORING DRIVES

[---DRIVE---]						
OPPONENT	PLAYS	YDS	TIME	SCORE	QTR./TIME	PLAY
Cincinnati	11	42	4:51	3-3	2nd/14:56	Cunanan 52-yd. FG
Cincinnati	16	80	7:51	6-3	2nd/5:36	Cunanan 22-yd. FG
Cincinnati	3	24	0:51	13-3	2nd/0:11	Hunter 5-yd. pass from Raiola
Cincinnati	13	67	7:01	20-13	4th/10:36	Key 3-yd. pass from Raiola
Akron	7	77	2:39	7-0	1st/12:17	Johnson 47-yd. rush
Akron	0	0	0:00	9-0	1st/4:44	Safety
Akron	4	4	0:50	12-0	1st/13:56	Kunanan 35-yd. FG
Akron	8	59	3:44	19-0	2nd/8:17	Johnson 4-yd. pass from Raiola
Akron	7	89	3:38	26-0	2nd/2:08	Clark 37-yd. pass from Raiola
Akron	3	31	0:55	33-0	2nd/0:46	Lindenmeyer 10-yd. pass from Raiola
Akron	6	52	1:25	40-0	3rd/10:49	Johnson 6-yd. rush
Akron	4	78	1:30	47-0	3rd/5:58	Key 12-yd. pass from Raiola
Akron	5	74	2:21	54-0	3rd/2:37	Ives 28-yd. rush
Akron	5	51	1:55	61-0	4th/13:01	Nelson 1-yd. rush
Akron	4	43	1:59	68-0	4th/7:31	Lateef 8-yd. rush
Houston Christian	9	66	3:43	3-0	1st/11:12	Cunanan 24-yd. FG
Houston Christian	6	45	2:47	10-0	1st/6:16	Barney 9-yd. pass from Raiola
Houston Christian	3	84	0:50	17-0	1st/3:14	Key 39-yd pass from Raiola
Houston Christian	9	70	3:42	24-0	2nd/11:34	Johnson 2-yd. rush
Houston Christian	0	0	0:00	31-0	2nd/9:38	Williams 29-yd fumble return
Houston Christian	10	75	3:48	38-0	2nd/2:52	Johnson 2-yd. rush
Houston Christian	8	78	4:00	45-0	3rd/9:19	Lateef 6-yd. rush
Houston Christian	7	75	3:33	52-7	3rd/4:01	Ives 4-yd. rush
Houston Christian	3	80	1:22	59-7	4th/8:14	Mills 62-yd. pass from Lateef

OPPONENT SCORING DRIVES

[---DRIVE---]						
OPPONENT	PLAYS	YDS	TIME	SCORE	QTR./TIME	PLAY
Cincinnati	8	38	4:13	3-0	1st/4:47	Rusnak 45-yd. FG
Cincinnati	10	57	3:32	10-13	3rd/6:53	Sorsby 7-yd. rush
Cincinnati	9	75	3:21	17-20	4th/7:15	Sorsby 1-yd. rush
Houston Christian	4	75	3:33	7-45	3rd/7:34	Edwards 45-yd. rush

INDIVIDUAL CAREER/SEASON SUPERLATIVES

SEASON AND CAREER, MOST PASSING YARDS

PLAYER	2025	CAREER	2025	CAREER
Jalyn Gramstad	14 vs. Houston Christian	397-% at Mount Mary, '23	6 vs. Akron (Jones); vs. HCU (Booth)	69 vs. Keiser, 2022
Heinrich Haarberg		199 vs. Michigan, '23		72* vs. Purdue, '23 (Lloyd)
TJ Lateef	126 vs. Houston Christian	Same	62* vs. Houston Christian (Mills)	Same
Dylan Raiola	364 vs. Akron	Same	40 vs. Houston Christian (Key)	59*, 59 vs. UTEP, '24 (Neyor), UNI (Lloyd)
*-Indicates touchdown pass		%-at Northwestern (Iowa)		

SEASON AND CAREER, LONGEST PASS

SEASON AND CAREER, MOST RECEIVING YARDS

PLAYER	2025	CAREER	2025	CAREER
Jacory Barney Jr.	132 vs. Akron	Same	39 vs. Akron (Raiola)	40 vs. UCLA, '24 (Raiola)
Janiran Bonner	4 vs. Cincinnati	26 vs. UTEP, '24		14 vs. UTEP, '24 (Raiola)
Conor Booth	11 vs. Houston Christian	Same	6 vs. Houston Christian (Gramstad)	Same
Quinn Clark	37 vs. Akron	Same	37* vs. Akron (Raiola)	Same
Heinrich Haarberg	13 vs. Houston Christian	Same	13 vs. Houston Christian (Raiola)	Same
Kwinten Ives	36 vs. Houston Christian	Same	21 vs. Houston Christian (Lateef)	Same
Emmett Johnson	27 vs. Cincinnati	85 vs. Wisconsin, '24	9 vs. Cincinnati (Raiola)	29* at USC, '24 (Raiola)
Nyziah Hunter	82 vs. Akron	85-\$ at SMU, '24; Oregon St., '24	36 vs. Akron (Raiola)	60-\$ at SMU, '24
Jeremiah Jones	6 vs. Akron	None	6 vs. Akron (Gramstad)	None
Dane Key	104 vs. Houston Christian	145-# vs. Ohio, '24	40 vs. Houston Christian (Raiola)	58-# vs. Clemson, '23
Luke Lindenmeyer	47 vs. Cincinnati	Same	22 vs. Akron (Raiola)	Same
Roman Mangini		11 vs. UTEP '24		11 vs. UTEP, '24 (Gramstad)
Mac Markway		8-! vs. Grambling, '23		8-! vs. Grambling, '23
Cortez Mills Jr.	98 vs. Houston Christian	None	62 vs. Houston Christian (Lateef)	Same
Isaiah Mozee	65 vs. Akron	Same	39 vs. Akron (Lateef)	Same
Mekhi Nelson	42 vs. Akron	None	41 vs. Akron (Lateef)	Same
Carter Nelson		48 vs. UNI, '24		24* vs. UNI, '24 (Raiola)
D.J. Singleton	-4 vs. Akron	Same	-4 vs. Akron (Gramstad)	Same
Keelan Smith	15 vs. Akron	Same	15 vs. Akron (Lateef)	Same
Kenneth Williams	20 vs. Houston Christian	Same	20 vs. Houston Christian (Lateef)	Same
*-Indicates touchdown scored		!-at LSU; #-at Kentucky; \$-at Cal		

SEASON AND CAREER, LONGEST CATCH

SEASON AND CAREER, MOST RUSHING YARDS

PLAYER	2025	CAREER	2025	CAREER
Jacory Barney Jr.		66 at Purdue, '24		31 at Purdue, '24
Janiran Bonner	4 vs. Cincinnati	11 vs. Rutgers, '24	3 vs. Cincinnati	11* vs. Rutgers, '24
Conor Booth	6 vs. Akron	Same	4 vs. Akron	Same
Izaac Dickey	1 vs. Houston Christian	Same	1 vs. Houston Christian	Same
Vincent Genatone	1 vs. Houston Christian	Same	1 vs. Houston Christian	Same
Jalyn Gramstad		184 at Concordia, '22		71 at Concordia, '22
Heinrich Haarberg	4 vs. Cincinnati	157 vs. Louisiana Tech, '23	2 vs. Cincinnati	72 * vs. Louisiana Tech, '23
Nyziah Hunter		6-\$ vs. Oregon St., '24		6-\$ vs. Oregon St., '24
Kwinten Ives	85 vs. Houston Christian	Same	28* vs. Akron	Same
Dane Key		-2-# Iowa, '22		-2-# Iowa, '22
Emmett Johnson	140 vs. Akron	Same	47* vs. Akron	Same
T.J. Lateef	17 vs. Akron	Same	9 vs. Akron	Same
Luke Lindenmeyer		-2 at Colorado, '23		-1 at Colorado, '23
Cortez Mills Jr.		None		None
Isaiah Mozee	-2 vs. Cincinnati	None	-2 vs. Cincinnati	None
Carter Nelson		-1 at Iowa, '24		-1 at Iowa, '24
Mekhi Nelson	11 vs. Akron	Same	6 vs. Akron	Same
Dylan Raiola	13 vs. Akron	31 at Ohio State, '24	9 vs. Cincinnati	38 at Ohio State, '24
Kenneth Williams	15 vs. Akron	Same	15 vs. Akron	Same
*-Indicates touchdown scored;		%-at Northwestern (Iowa); !-at LSU; #-at Kentucky; \$-at Cal;		

SEASON AND CAREER, LONGEST RUN



INDIVIDUAL CAREER/SEASON SUPERLATIVES

SEASON AND CAREER, MOST TACKLES, TFLS AND SACKS

PLAYER	TACKLES (2025)	CAREER	TFL (2025)	CAREER	SACKS (2025)	CAREER
Caleb Benning	vs. Houston Christian	3 vs. BC, '24; HCU		none		none
Michael Booker III	3 vs. Houston Christian	Same		none		none
Jacob Bower	1 vs. Houston Christian	1 vs. UNI, '24; HCU		none		none
Derek Branch	1 vs. Cincinnati; Akron	2 vs. UNI, '24		0.5 vs. UNI, '24		none
Mario Buford		3 vs. UNI, '24		none		none
Marques Buford Jr.	5 vs. Cincinnati	10 at Wisconsin, '23		1.5 at Wisconsin, '23		1.0 vs. Maryland, '23
Jeremiah Charles	3 vs. Houston Christian	2 vs. UCLA; vs. Wis., '24		none		none
Jamir Conn	4 vs. Houston Christian	9-* vs. Youngstown St., '24	0.5 vs. Akron	1.0 at Idaho, '23; at Missouri St., '24		none
Keona Davis	3 vs. Cincinnati	Same		1.0 at Purdue, '24		none
Ethan Duda	1 vs. Akron; HCU	Same		none		none
Kevin Gallic		1^^ 4x, last vs. URI, '24		none		none
Vincent Genatone		1 vs. Butler-^, '23, Wis, '24		none		none
Jaylen George	1 vs. Akron; HCU	6-& vs. Furman '24		2.0-& vs. NDSU, Citadel '24		1.5-& vs. Citadel '24
Mason Goldman	1 vs. Houston Christian	2 vs. UTEP; vs. UNI, '24		1.0 vs. UTEP, '24		1.0 vs. UTEP, '24
Roger Gradney	1 vs. Akron	same		none		none
Rex Guthrie	6 vs. Houston Christian	same	1.0 vs. Akron	none		none
Malcolm Hartzog	1 vs. Cincinnati	6 at Colorado, '23; at USC, '24		2.0 at Iowa, '24		none
Blye Hill		4-@ vs. Duquesne, '23		1.0 vs. Merrimack, '23		none
David Hoffken	1 vs. Houston Christian	Same		none		none
Elijah Jeudy	2 vs. Akron	3 vs. Wisconsin, '24		1.0 vs. NW, '23; Rutgers, '24		none
Christian Jones	1. vs. Houston Christian	Same		none		none
Donovan Jones	4 vs. Houston Christian	Same	0.5 vs. HCU	1.0 vs. BC, '24		none
Sua Lefotu	1 vs. Akron; HCU	2 vs. Michigan, '23	0.5 vs. Akron	Same	0.5 vs. Akron	Same
Cameron Lenhardt	3 vs. Cincinnati; Akron	4 at Michigan State, '23	0.5 vs. Akron	2.0 at Colorado, '23		2.0 at Colorado, '23
Andrew Marshall	5 vs. Cincinnati; vs. HCU	9-% at Oregon, '24	1.0 vs. Akron; vs HCU	1.0 3x, last vs. HCU		none
Dasan McCullough	4 vs. Cincinnati	8-@@ at Rutgers, '22	1.0 vs. HCU	2.0-@@ vs. Idaho, '22	1.0 vs. HCU	2.0-@@ vs. Idaho, '22
Dawson Merritt	4 vs. Houston Christian	Same	0.5 vs. HCU	Same		none
Willis McGahee IV	2 vs. Houston Christian	4 vs. Boston College, '24	1.0 vs. Akron	1.0 vs. Colorado, '24; Akron		1.0 vs. Colorado, '24
Gabe Moore	1 vs. Akron	Same		none		none
Pierce Mooberry	2 vs. Akron	Same		none		none
Austin Murphy	1 vs. Akron; HCU	Same	1.0 vs. Akron	Same	1.0 vs. Akron	Same
Maverick Noonan	1 vs. Akron	1 vs. UTEP, '24; Akron		1.0 vs. UTEP, '24		none
Williams Nwaneri	6 vs. Cincinnati	Same	0.5 vs. Cincinnati	1.0-% vs. UMass, '24		1.0-% vs. UMass, '24
Jordan Ochoa	1.0 vs. Akron	Same	0.5 vs. Akron	none	0.5 vs. Akron	none
Kade Pietrzak	4 vs. Akron	Same	2.0 vs. Akron	none		none
Dylan Parrott	2 vs. Akron	Same		none		none
Kahmir Prescott	2 vs. Akron	Same		none		none
Justyn Rhett	2 vs. Akron	Same	0.5 vs. Akron	none		none
Dylan Rogers		1 vs. Colorado, '24		none		none
Amare Sanders	1 vs. Houston Christian	2 vs. UNI, '24		none		none
Gage Stenger		2 vs. Illinois, '24		none		none
Rahmir Stewart		2 vs. UTEP; vs. UNI, '24		none		none
Vincent Shavers	3 vs. Cincinnati	6 vs. Boston College, '24	1.0 vs. HCU	Same		1.0 vs. BC, '24
DeShon Singleton	7 vs. Cincinnati	10 at Ohio State, '24	0.5 vs. Cincinnati; HCU	1.5 vs. Louisiana Tech, '23		none
Larry Tarver Jr.	1 vs. Akron	Same		none		none
Tanner Terch	1 vs. Akron	Same		none		none
Brice Turner	2 vs. Akron	Same		none		none
Riley Van Poppel	1 3x, last vs. HCU	1 10x, last vs. HCU	1.0 vs. HCU	Same	1.0 vs HCU	same
Derek Wacker	2 vs. Houston Christian	Same		none		none
Marques Watson-Trent	3 vs. Houston Christian	16-## South Alabama, '22	1.0 vs. HCU	3.0-## vs. ULM, '23	1.0 vs. HCU	1.5-## James Madison '24
Ceyair Wright	1 vs. Akron	6 vs. Ill.; at Ind., '24		1.0 (2x) vs. SJSU-\$, '23; vs. Ill., '24		1.0 vs. Illinois, '24
Javin Wright	5 vs. Cincinnati	8 vs. Maryland, '23; vs. BC, '24	1.0 vs. Cincinnati	1.0 at Ohio State, '23, Cincy		0.5 vs. Iowa, '23

\$-USC; ^-Montana; @-Saint Francis; %-Missouri &-East Tennessee State; *-Southern Illinois; !!-Oklahoma; @@-Indiana ##-Georgia Southern; %%-Idaho; ^^--New Hampshire; &&-Georgia

NEBRASKA STATISTICAL HIGHS AND LOWS

NEBRASKA TOTALS	HIGHS	LOWS
Points Scored	68 vs. Akron	20 vs. Cincinnati
First Downs	31 vs. Akron	23 vs. Cincinnati
Rushing Attempts	38 vs. Houston Christian	33 vs. Akron
Rushing Yards	234 vs. Akron	110 vs. Cincinnati
Passes Attempted	42 vs. Cincinnati	29 vs. Houston Christian
Passes Completed	33 vs. Cincinnati	23 vs. Houston Christian
Had Intercepted	0 vs. Cincinnati; Akron, Houston Christian	
Passing Yards	494 vs. Akron	243 vs. Cincinnati
Total Plays	78 vs. Cincinnati	67 vs. Houston Christian
Total Yards	728 vs. Akron	353 vs. Cincinnati
Possession Time	39:30 vs. Cincinnati	30:10 vs. Akron
Fumbles	2 vs. Cincinnati	1 vs. Akron; Houston Christian
Fumbles Lost	1 vs. Akron	0 vs. Cincinnati; Houston Christian
Turnovers	1 vs. Akron	0 vs. Cincinnati; Houston Christian
Turnover Margin	+2 vs. Cincinnati, Houston Christian	0 vs. Akron
Penalties	6 vs. Akron	3 vs. Cincinnati
Yards Penalized	71 vs. Akron	27 vs. Cincinnati
Sacks By-Yards Lost	3-29 vs. Houston Christian	0-0 vs. Cincinnati
Team Tackles for Loss-Yards	9-27 vs. Akron	2-7 vs. Cincinnati

NEBRASKA INDIVIDUAL OFFENSIVE HIGHS

Most Rushing Attempts	25; Emmett Johnson vs. Cincinnati
Most Net Rushing Yards	141; Emmett Johnson vs. Akron
Most Rushing TDs	2; Emmett Johnson vs. Akron, vs. Houston Christian
Longest TD Run	47; Emmett Johnson vs. Akron
Longest Run, No TD	36; Emmett Johnson vs. Akron
Most Pass Attempts	42; Dylan Raiola vs. Cincinnati
Most Completed Passes	33; Dylan Raiola vs. Cincinnati
Most Passing Yards	364; Dylan Raiola vs. Akron
Most Passing TDs	4; Dylan Raiola vs. Akron
Longest TD Pass	62; TJ Lateef to Cortez Mills Jr. vs. Houston Christian
Longest Pass, No TD	41; TJ Lateef to Mekhi Nelson vs. Akron
Most Pass Receptions	7; Emmett Johnson vs. Cincinnati; Jacory Barney vs. Akron
Most Receiving Yards	132; Jacory Barney vs. Akron
Most TD Receptions	1; Nine players
Most Total Offense Attempts	46; Dylan Raiola vs. Cincinnati
Most Total Offense Yards	377; Dylan Raiola vs. Akron
Most All-Purpose Attempts	32; Emmett Johnson vs. Cincinnati
Most All-Purpose Yards	219; Jacory Barney vs. Akron
Most Touchdowns Scored	3; Emmett Johnson vs. Akron

NEBRASKA INDIVIDUAL SPECIAL TEAMS HIGHS

Most Field Goals Attempted	2; Kyle Cunanan vs. Cincinnati
Most Field Goals Made	2; Kyle Cunanan vs. Cincinnati
Longest Field Goal Made	52; Kyle Cunanan vs. Cincinnati
Longest Field Goal Attempted	52; Kyle Cunanan vs. Cincinnati
Longest Punt Return, TD	None
Longest Punt Return, No TD	39; Jacory Barney vs. Akron
Most Punt Return Yardage	87; Jacory Barney vs. Akron
Longest Kickoff Return, TD	None
Longest Kickoff Return, No TD	23; Kenneth Williams vs. Akron
Most Kickoff Return Yardage	42; Kenneth Williams vs. Akron
Longest Blocked Punt, TD	None
Longest Blocked Field Goal Return	None
Most Punts	4; Archie Wilson vs. Cincinnati
Highest Punting Average	36.8; Archie Wilson vs. Cincinnati
Longest Punt	41; Archie Wilson vs. Cincinnati
Most Blocked Field Goals	None
Most Blocked Punts	None
Most Blocked PAT	None

NEBRASKA INDIVIDUAL DEFENSIVE HIGHS

Most Total Tackles	7; DeShon Singleton vs. Cincinnati
Most Solo Tackles	5; Marques Buford Jr. vs. Cincinnati
Most Tackles for Loss	2.0; Kade Pietrak vs. Akron (6 yards)
Most Yards Lost	12; Riley Van Poppel vs. Houston Christian (1.0 TFL)
Most Quarterback Sacks	1; Four times
Most Yards Lost	12; Riley Van Poppel vs. Houston Christian (1.0 sack)
Most Pass Breakups	1; 10 times
Most Interceptions	1; Malcolm Hartzog Jr. vs. Kentucky
Longest Interception TD Return	29; Williams Nwaneri vs. Houston Christian
Longest Interception Return, No TD	0; Malcolm Hartzog Jr. vs. Cincinnati
Longest Fumble TD Return	None
Longest Fumble Return, No TD	1; Williams Nwaneri vs. Cincinnati; Maverick Noonan vs. Akron; Kahmir Prescott vs. HCU



OPPONENT STATISTICAL HIGHS AND LOWS

OPPONENT TOTALS	HIGHS	LOWS
Points Scored	17 vs. Cincinnati	0 vs. Akron
First Downs	16 vs. Cincinnati	11 vs. Houston Christian
Rushing Attempts	36 vs. Akron	30 vs. Cincinnati
Rushing Yards	202 vs. Cincinnati	93 vs. Houston Christian
Passes Attempted	25 vs. Cincinnati	18 vs. Houston Christian
Passes Completed	13 vs. Cincinnati	9 vs. Akron
Had Intercepted	1 vs. Cincinnati	0 vs. Akron; vs. Houston Christian
Passing Yards	69 vs. Cincinnati	62 vs. Akron
Total Plays	59 vs. Akron	53 vs. Houston Christian
Total Yards	271 vs. Cincinnati	160 vs. Houston Christian
Possession Time	29:50 vs. Akron	20:30 vs. Cincinnati
Fumbles	4 vs. Houston Christian	1 vs. Cincinnati
Fumbles Lost	2 vs. Houston Christian	
Turnovers	2 vs. Cincinnati; vs. Houston Christian	1 vs. Akron
Turnover Margin	0 vs. Akron	-2 vs. Cincinnati; vs. Houston Christian
Penalties	4 vs. Cincinnati	1 vs. Akron
Yards Penalized	20 vs. Cincinnati	5 vs. Akron
Sacks By-Yards Lost	9-70 vs. Houston Christian	0-0 vs. Houston Christian
Team Tackles for Loss-Yards	6.0-16 vs. Cincinnati	0.0 vs. Houston Christian

OPPONENT INDIVIDUAL HIGHS

Most Rushing Yards	96; Brendan Sorsby (Cincinnati)
Most Rushing Attempts	14; Darryle Evans (Houston Christian)
Most Yards Passing	69; Brendan Sorsby (Cincinnati)
Most Passing Attempts	25; Brendan Sorsby (Cincinnati)
Most Pass Completions	13; Brendan Sorsby (Cincinnati)
Most Pass Receptions	5; Cyrus Allen (Cincinnati); Ja'Ryan Wallace (Houston Christian)
Most Yards Receiving	41; Cyrus Allen (Cincinnati)

OPPONENT INDIVIDUAL LONGEST PLAYS

Rush	45*; Xai'Shaun Edwards (Houston Christian)
Pass	19; Ben Finley to Marcel Williams (Akron)
Field Goal	45; Scott Rusnak (Cincinnati)
Punt Return	None
Kickoff Return	33; Brandon Hills (Akron)
Fumble Return	1; Cyrus Durham (Akron)
Interception Return	None
Punt	59; Brady Young (Houston Christian)

*-Indicates touchdown scored

	GAME 1 Aug. 28, 2025 GEHA Field at Arrowhead Attend: 72,884 TV: ESPN
NEBRASKA (1-0)	20
CINCINNATI (0-1)	17

SCORING BY QUARTERS

Team	1st	2nd	3rd	4th	Total
Nebraska	0	13	0	7	20
Cincinnati	3	0	7	7	17

SCORING SUMMARY

Qtr.	Time	Team	Scoring Play
1st	04:47	CIN	Rusnak 45 yd FG 8-38-4:13 NEB 0, UC 3
2nd	14:56	NEB	Cunanan 52 yd FG 11-42-4:51 NEB 3, UC 3
2nd	05:36	NEB	Cunanan 22 yd FG 16-80-7:51 NEB 6, UC 3
2ns	00:11	NEB	Hunter 5-yd catch from D.Raiola (Cunanan kick) 3-24-0:51 NEB 13, UC 3
3rd	06:53	CIN	Sorsby 7 yd rush (Rusnak kick) 10-57-3:32 NEB 13, UC 10
4th	10:36	NEB	Key 3-yd catch from Raiola (Cunanan kick) 13-67-7:01 NEB 20, UC 10
4th	07:15	CIN	Sorsby 1 yd rush (Rusnak kick) 9-75-3:21 NEB 20, UC 17

TEAM STATISTICS

	NEB	UC
FIRST DOWNS	23	16
RUSHES-YARDS (NET)	36-110	30-202
PASSING-YARDS (NET)	243	69
Passes Att-Comp-Int	42-33-0	25-13-1
TOTAL OFFENSE PLAYS-YARDS	78-353	55-271
Fumble Returns-Yards	1-0	0-0
Punt Returns-Yards	2-3	0-0
Kickoff Returns-Yards	2-33	1-20
Interception Returns-Yards	1-0	0-0
Punts (Number-Avg)	4-36.8	4-45.3
Fumbles-Lost	2-0	1-1
Penalties-Yards	3-27	4-20
Possession Time	39:30	20:30
Third-Down Conversions	10-18	3-10
Fourth-Down Conversions	1-2	2-2
Red-Zone Scores-Chances	3-3	2-2
Sacks By: Number-Yards	0-0	3-10

INDIVIDUAL STATISTICS

RUSHING: NEB: Emmett Johnson 25-108; Heinrich Haarberg 2-4; Janiran Bonner 2-4; Mekhi Nelson 1-0; Dylan Raiola 4-1; Isaiah Mozee 1-2; TEAM 1-3. **UC:** Brendan Sorsby 13-96; Tawee Walker 7-53; Evan Pryor 5-29; Cyrus Allen 2-18; Chance Williams 1-5; Manny Covey 1-1

PASSING: NEB: Dylan Raiola 33-42-0-243-2. **UC:** Brendan Sorsby 13-25-1-69-0

RECEIVING: NEB: Emmett Johnson 7-27; Nyiziah Hunter 6-65; Dane Key 6-51; Luke Lindenmeyer 5-47; Jacory Barney Jr. 5-27; Cortez Mills Jr. 1-13; Quinn Clark 1-7; Janiran Bonner 1-4; Isaiah Mozee 1-2. **UC:** Cyrus Allen 5-41; Joe Royer 3-11; Patrick Gurd 1-6; Caleb Goodie 1-5; Jeff Caldwell 1-5; Evan Pryor 1-5; Tawee Walker 1-4

INTERCEPTIONS: UC: None. **NEB** Malcolm Hartzog Jr. 1-0;

FUMBLES: UC: Caleb Goodie 1-1. **NEB** Janiran Bonner 1-0; Dylan Raiola 1-0

TACKLE LEADERS: NEB: DeShon Singleton 3-4; **UC** Jake Goliday 2-10

	GAME 2 Sept. 6, 2025 Memorial Stadium Attend: 86,439 TV: BTN
AKRON (0-2)	0
NEBRASKA (2-0)	68

SCORING BY QUARTERS

Team	1st	2nd	3rd	4th	Total
Akron	0	0	0	0	0
Nebraska	9	24	21	14	68

SCORING SUMMARY

Qtr.	Time	Team	Scoring Play
1st	12:17	NEB	Johnson 47 yd rush (Cunanan kick) 7-77, 02:39 AKR 0, NEB 7
1st	04:44	NEB	Pietrzak safety 0-0 AKR 0, NEB 9
2nd	13:56	NEB	Cunanan 35 yd FG 4-4, 00:50 AKR 0, NEB 12
2nd	08:17	NEB	Johnson 4 yd pass from Raiola (Cunanan kick) 8-59, 03:44 AKR 0, NEB 19
2nd	02:08	NEB	Clark 37 yd pass from Raiola (Cunanan kick) 7-89, 03:38 AKR 0, NEB 26
2nd	00:46	NEB	Lindenmeyer 10 yd pass from Raiola (Cunanan kick) 3-31, 00:55 AKR 0, NEB 33
3rd	10:49	NEB	Johnson 6 yd rush (Cunanan kick) 6-52, 01:25 AKR 0, NEB 40
3rd	05:58	NEB	Key 12 yd pass from Raiola (Cunanan kick) 4-78, 01:30 AKR 0, NEB 47
3rd	02:37	NEB	Ives 28 yd rush (Cunanan kick) 5-74, 02:21 AKR 0, NEB 54
4th	13:01	NEB	Nelson 1 yd rush (Cunanan kick) 5-51, 01:55 AKR 0, NEB 61
4th	07:31	NEB	Lateef 8 yd rush (Cunanan kick) 4-43, 01:59 AKR 0, NEB 68

TEAM STATISTICS

	AKRON	NEB
FIRST DOWNS	13	30
RUSHES-YARDS (NET)	36-113	33-234
PASSING-YARDS (NET)	62	494
Passes Att-Comp-Int	23-9-0	40-32-0
TOTAL OFFENSE PLAYS-YARDS	59-175	73-728
Fumble Returns-Yards	1-1	1-0
Punt Returns-Yards	0-0	5-92
Kickoff Returns-Yards	6-125	2-42
Interception Returns-Yards	0-0	0-0
Punts (Number-Avg)	8-37.0	0-0
Fumbles-Lost	2-1	1-1
Penalties-Yards	1-5	6-71
Possession Time	29:50	30:10
Third-Down Conversions	1-14	8-10
Fourth-Down Conversions	1-2	0-1
Red-Zone Scores-Chances	0-1	7-9
Sacks By: Number-Yards	0-0	2-12

INDIVIDUAL STATISTICS

RUSHING: AKR: Sean Patrick 12-64; Jordan Gant 8-31; Marquese Williams 6-24; Ben Finley 3-2; Michael Johnson Jr. 7-8. **NEB:** Emmett Johnson 14-140; Kwinten Ives 4-34; TJ Lateef 2-17; Kenneth Williams 1-15; Dylan Raiola 3-13; Mekhi Nelson 5-11; Conor Booth 2-6; Heinrich Haarberg 1-0; TEAM 1-2

PASSING: AKR: Ben Finley 7-21-0-54-0; Michael Johnson Jr. 2-2-0-8-0. **NEB:** Dylan Raiola 24-31-0-364-4; TJ Lateef 6-7-0-128-0; Jalyln Gramstad 2-2-0-2-0.

RECEIVING: AKR: Marcel Williams 2-28; Myles Walker 2-0; Cameron Montiero 1-16; Tim Grear Jr. 1-9; Kyan Mason 1-6; Israel Polk 1-4; Conner Cravaack 1-1. **NEB:** Jacory Barney Jr. 7-132; Nyiziah Hunter 4-82; Isaiah Mozee 3-65; Mekhi Nelson 3-52; Luke Lindenmeyer 3-44; Dane Key 3-35; Emmett Johnson 2-7; Quinn Clark 1-37; Keelan Smith 1-15; Heinrich Haarberg 1-9; Kwinten Ives 1-7; Cortez Mills Jr. 1-7; Jeremiah Jones 1-6; DJ Singleton Jr. 1-4

INTERCEPTIONS: AKR: None. **NEB** None

FUMBLES: AKR: Brandon Hills 1-0, Michael Johnson Jr. 1-1. **NEB** Emmett Johnson 1-1

TACKLE LEADERS: AKR: Shammond Cooper 7-2; **NEB** Kade Pietrzak 3-1

	GAME 3 Sept. 13, 2025 Memorial Stadium Attend: 86,292 TV: FS1
HOUSTON CHRISTIAN (1-2)	7
NEBRASKA (3-0)	59

SCORING BY QUARTERS

Team	1st	2nd	3rd	4th	Total
Houston Christian	0	0	7	0	7
Nebraska	17	21	14	7	59

SCORING SUMMARY

Qtr.	Time	Team	Scoring Play
1st	11:12	NEB	Cunanan 24 yd FG 9-66, 03:43 HCU 0, NEB 3
1st	06:14	NEB	Barney Jr. 9 yd pass from Raiola (Cunanan kick) 6-45, 02:47 HCU 0, NEB 10
1st	03:14	NEB	Key 39 yd pass from Raiola (Cunanan kick) 3-84, 00:50 HCU 0, NEB 17
2nd	11:34	NEB	Johnson 2 yd rush (Cunanan kick) 9-70, 03:42 HCU 0, NEB 24
2nd	09:38	NEB	Nwaneri 29 yd fumble return (Cunanan kick) 01:50 HCU 0, NEB 31
2nd	02:52	NEB	Johnson 4 yd rush (Cunanan kick) 10-75, 03:48 HCU 0, NEB 38
3rd	09:19	NEB	Lateef 6 yd rush (Cunanan kick) 8-78, 04:00 HCU 0, NEB 45
3rd	07:34	HCU	Edwards 45 yd rush (Weinrich kick) 4-75, 01:45 HCU 7, NEB 45
3rd	04:01	NEB	Ives 4 yd rush (Cunanan kick) 7-75, 03:33 HCU 7, NEB 52
4th	08:14	NEB	Mills Jr. 62 yd pass from Lateef (Cunanan kick) 3-80, 01:22 HCU 7, NEB 59

TEAM STATISTICS

	HCU	NEB
Score	7	59
FIRST DOWNS	11	30
RUSHES-YARDS (NET)	35-93	38-192
PASSING-YARDS (NET)	67	362
Passes Att-Comp-Int	18-11-0	29-23-0
TOTAL OFFENSE PLAYS-YARDS	53-160	67-554
Fumble Returns-Yards	0-0	2-29
Punt Returns-Yards	0-0	1-38
Kickoff Returns-Yards	4-40	1-28
Interception Returns-Yards	0-0	0-0
Punts (Number-Avg)	8-42.3	0-0
Fumbles-Lost	4-2	1-0
Penalties-Yards	9-71	4-45
Possession Time	29:43	30:17
Third-Down Conversions	4-14	5-9
Fourth-Down Conversions	2-2	1-2
Red-Zone Scores-Chances	0-0	6-8
Sacks By: Number-Yards	0-0	3-29

INDIVIDUAL STATISTICS

RUSHING: HCU: Xai'Shaun Edwards 13-82; Darryle Evans 14-39; Maddox Kopp 2-5; Jordan Montanez 1-1; TEAM 1-7; Jake Weir 4-27. **NEB:** Kwinten Ives 12-85; Emmett Johnson 13-78; TJ Lateef 3-15; Dylan Raiola 2-7; Kenneth Williams 4-7; Vincent Genatone 1-1; Izaac Dickey 1-1; Conor Booth 1-0; TEAM 1-2

PASSING: HCU: Jake Weir 11-18-0-67-0. **NEB:** Dylan Raiola 15-21-0-222-2; TJ Lateef 5-5-0-126-1; Jalyln Gramstad 3-3-0-14-0.

RECEIVING: HCU: Ja'Ryan Wallace 5-31; Deuce McMillan 2-17; Tamarcus Gray Jr. 2-13; Adrian Green 1-6; Mason Graham 1-0. **NEB:** Dane Key 4-104; Cortez Mills Jr. 3-98; Isaiah Mozee 3-26; Jacory Barney Jr. 3-22; Kwinten Ives 2-36; Conor Booth 2-11; Emmett Johnson 2-7; Kenneth Williams 1-20; Nyiziah Hunter 1-16; Heinrich Haarberg 1-13; Luke Lindenmeyer 1-9

INTERCEPTIONS: HCU: None. **NEB** None

FUMBLES: HCU: Team 2-0; Jake Weir 1-1, Jordan Montanez 1-1. **NEB:** Team 1-0

TACKLE LEADERS: HCU: Xavier Toliver 7-0; **NEB:** Rex Guthrie 1-5