

NEBRASKA

**NEBRASKA
CORNHUSKERS**
(5-1, 2-1 BIG)



**MINNESOTA
GOLDEN GOPHERS**
(4-2, 2-1 BIG)

FRIDAY, OCT. 17 • 7 P.M. CT • MINNEAPOLIS, MINN. • HUNTINGTON BANK STADIUM • FIELDTURF

Nebraska returns to the road for a second consecutive week in Big Ten play, as the Huskers travel to Minneapolis to take on Minnesota in a Friday night contest. Game time from Huntington Bank Stadium is set for 7 p.m. CT and the game will be televised by FOX. The contest can also be heard on the Huskers Radio Network, Huskers.com and the official Huskers App.

Nebraska is 5-1 overall and 2-1 in Big Ten Conference play after a dramatic 34-31 comeback victory at Maryland on Saturday. The victory pushed Nebraska into the national polls for the first time this season. NU is ranked No. 25 in the AP poll and is just outside of the top 25 in the Coaches Poll. This week against the Gophers, Nebraska will look for back-to-back road victories in consecutive weeks for the first time since 2006, and a win would give Nebraska its first 6-1 start since winning its first seven games in 2016.

The Huskers trailed 31-24 in the fourth quarter at Maryland before rallying with 10 points in the final 7:47 to pull out the three-point victory. The win was Nebraska's first when trailing entering the fourth quarter since 2022. The Huskers relied on a balanced offensive attack in the win, rolling up 193 yards on the ground, while throwing for 260 yards. Nebraska gained 187 yards in the fourth quarter and had scoring drives of 83 and 81 yards.

Minnesota enters the game at 4-2 overall and 2-1 in Big Ten action. The Gophers also had a fourth-quarter rally last week in a 27-20 win over Purdue. Minnesota out-scored the Boilermakers 14-0 in the final quarter to pull out the win. Minnesota relies on a strong defense that allows just over 300 yards per game, and has recorded 10 takeaways on the season, including three defensive touchdowns. Minnesota is a perfect 4-0 at home this season.

THIS WEEK'S NUMBERS

3

Nebraska has a trio of receivers with at least three touchdown catches this season, including Nyjah Hunter (4), Dane Key (4) and Jacory Barney Jr. (3). This is the first time Nebraska has had three wideouts catch three or more TD passes in a season since 2015.

4

Nebraska is one of four schools in the country to have a player ranked in the top 20 nationally in rushing yards per game (Emmett Johnson) and passing yards per game (Dylan Raiola). The other three schools are Baylor, Rutgers and USC.

10

Nebraska led Maryland 24-17 at the half, marking the 10th straight game Nebraska has led or been tied at the half dating back to last season. The previous time Nebraska had a streak of 10 consecutive games without trailing at the half was a 12-game streak spanning the 2000 and 2001 seasons.

2025 NEBRASKA FOOTBALL SCHEDULE

Aug. 28	vs. Cincinnati	ESPN	W, 20-17	Late INT seals Husker win in Kansas City
Sept. 6	Akron	BTN	W, 68-0	Nebraska's most lopsided win since 1986
Sept. 13	Houston Christian	FS1	W, 59-7	Huskers post back-to-back 50-point games
Sept. 20	#21 Michigan*	CBS	L, 30-27	Wolverines use big rushing plays to edge NU
Oct. 4	Michigan State*	FS1	W, 38-27	NU rallies with 24 second-half points in 12 minutes
Oct. 11	at Maryland*	BTN	W, 34-31	Huskers score 10 points in final 8 minutes to rally
Oct. 17	at Minnesota*	FOX	7 p.m.	Nebraska's 2nd road game in 6 days
Oct. 25	Northwestern*	TBA	TBA	10 of 13 B1G matchups have been 1-score games
Nov. 1	USC*	TBA	TBA	Only team NU has played more than once & not beaten
Nov. 8	at UCLA*	TBA	TBA	Huskers seek first win at Rose Bowl since 1993
Nov. 22	at Penn State*	TBA	TBA	Matt Rhule returns to his alma mater
Nov. 28	Iowa*	CBS	11 a.m.	Huskers' 36th straight "Black Friday" game

All times Central; Home games in **bold**; *Big Ten Conference game

NEBRASKA

- **2025 Record:** 5-1, 2-1
- **Last Game:** def. Maryland, 34-31
- **Streak:** Won 2
- **AP Rank:** 25
- **Coaches Rank:** RV
- **Head Coach:** Matt Rhule
- **Nebraska Record:** 17-14 (3rd year)
- **Collegiate Record:** 64-57 (10th year)
- **Record vs. Minnesota:** 0-1

MINNESOTA

- **2025 Record:** 4-2, 2-1
- **Last Game:** def. Purdue, 27-20
- **Streak:** Won 1
- **AP Rank:** Not Ranked
- **Coaches Rank:** Not Ranked
- **Head Coach:** P.J. Fleck
- **Minnesota Record:** 62-41 (9th year)
- **Career College Record:** 92-63 (13th year)
- **Record vs. Nebraska:** 6-1

SERIES HISTORY

- **All-Time Series:** Minnesota leads, 37-25-2
- **In Minneapolis:** Minnesota leads, 25-13-2
- **As Big Ten Foes:** Minnesota leads, 8-5
- **Current Win Streak:** Minnesota, 5 games
- **Last Meeting:** Minnesota, 13-10, 2023

TV INFORMATION

FOX

Play-by-Play: Tim Brando
Analyst: Devin Gardner
Sidelines: Josh Sims
Fox Sports App

HUSKERS RADIO NETWORK



Play-by-Play: Kyle Crooks
Analysis: Damon Benning
Sidelines: Jessica Coody
Pre/Post-Game: Matt Coatney,
Jessica Coody, Ben McLaughlin
& Jeremiah Sirles

Huskers.com & Huskers App

NEBRASKA VS. MINNESOTA—LAST FIVE MEETINGS

DATE	LOCATION	Rank NU/MINN	RESULT	SCORE
10/12/2019	Minneapolis	NR/NR	Loss	7-34
12/12/2020	Lincoln	NR/NR	Loss	17-24
10/16/2021	Minneapolis	NR/NR	Loss	23-30
11/5/2022	Lincoln	NR/NR	Loss	13-20
8/31/2023	Minneapolis	NR/NR	Loss	10-13

HUSKERS LOOK TO END GOPHER WIN STREAK IN SERIES

Friday's game in Minneapolis is the first meeting between the schools since Matt Rhule's first game as the Huskers' head coach in August of 2023.

- Minnesota owns a five-game winning streak in the series, dating back to a win in Minneapolis in 2019. Each of the past four Gopher victories have been by seven or fewer points, including a walk-off 13-10 victory in 2023.
- Nebraska won four of the first six meetings between the schools after joining the Big Ten, but Minnesota has won six of the past seven games to hold an 8-5 advantage since 2011.
- Before Nebraska joined the Big Ten, Minnesota was the most frequent opponent among Big Ten schools. The Huskers and Gophers met 51 times between 1900 and 1990, including 19 consecutive seasons between 1934 and 1952 and eight straight years from 1967 to 1974.

NEBRASKA HEADS BACK ON THE ROAD

After opening the season with a neutral site victory over Cincinnati on Aug. 28 at Kansas City's Arrowhead Stadium, Nebraska enjoyed the comforts of home for four games, before playing its first true road game at Maryland last Saturday. Nebraska stays on the road this week for back-to-back conference road tests.

- This marks the fourth straight season the Huskers have faced back-to-back road games in consecutive weeks. Last year, Nebraska faced back-to-back ranked opponents on the road in October (Indiana, Ohio State). In 2023 Nebraska opened at Minnesota and at Colorado.
- Nebraska last won back-to-back road games in consecutive weeks in 2006, when the Huskers won at Iowa State and Kansas State in mid-October. Nebraska last won consecutive road games in 2017 with wins at Illinois and Purdue, but those were separated by a month.

NEBRASKA SET FOR SECOND 2025 WEEKNIGHT GAME

The Huskers' Friday Night Lights matchup at Minnesota is their second weeknight game of 2025. Nebraska opened the season with a 20-17 victory over Cincinnati in a Thursday night matchup at Arrowhead Stadium.

- The Minnesota matchup marks the second of three weekday games for Nebraska in 2025. The Huskers conclude the regular season with their traditional Black Friday matchup with Iowa in Lincoln.
- Nebraska is one of seven teams from a power conference who play three weekday games in 2025 (also Cal, Houston, Minnesota, North Carolina, North Carolina State and Rutgers).
- Nebraska is playing a weeknight Big Ten game for the fourth consecutive season, following a 2024 Friday night home game against Illinois, the 2023 Thursday night opener at Minnesota and a 2022 road Friday tilt at Rutgers.
- Overall this is Nebraska's sixth Friday night conference game (non-Black Friday) since 2017, and its seventh weeknight Big Ten game since 2017.

NEBRASKA ENTERS RANKINGS FOR FIRST TIME IN 2025

Following its dramatic comeback road victory at Maryland, Nebraska entered the national polls for the first time in the 2025 season.

- The Huskers are ranked No. 25 in this week's Associated Press Poll and are just outside of the Top 25 in the Coaches poll. Nebraska's 90 points in the coaches poll are the second-most among teams outside of the Top 25.
- This is Nebraska's first ranking in either poll since being ranked No. 25 in the coaches poll after a 5-1 start last season and before a loss at Indiana.
- It is the Huskers' first ranking in the AP poll since being ranked No. 22 after a 3-0 start to the 2024 season.
- Nebraska's 5-1 start this year marks the second straight year the Huskers have achieved that record at the midway point of the season. This is the first time Nebraska has started 5-1 in consecutive seasons since the 2013 and 2014 campaigns.

BIG TEN STANDINGS

Place	Team	Overall	Big Ten
1.	Indiana	6-0	3-0
	Ohio State	6-0	3-0
3.	USC	5-1	3-1
4.	Nebraska	5-1	2-1
	Oregon	5-1	2-1
	Washington	5-1	2-1
	Iowa	4-2	2-1
	Michigan	4-2	2-1
	Minnesota	4-2	2-1
	Northwestern	4-2	2-1
	UCLA	2-4	2-1
12.	Illinois	5-2	2-2
13.	Maryland	4-2	1-2
14.	Michigan State	3-3	0-3
	Penn State	3-3	0-3
	Rutgers	3-3	0-3
	Purdue	2-4	0-3
	Wisconsin	2-4	0-3

PLAYER OF THE WEEK NOMINEES

OPP.	OFF.	DEF.	SPEC.	FROSH
CIN	Johnson	Hartzog	Cunanan	Wilson
AKR	Raiola	Singleton	Barney Jr.	Pietrzak
HCU	Key	Marshall	Cunanan	Lateef
MICH	Barney	--	Wilson	--
MSU	Johnson	Singleton	Barney Jr.	Jones
MD	Johnson	J. Wright	Williams	Pietrzak
MINN				
NU				
USC				
UCLA				
PSU				
IOWA				

Bold indicates winner

2025 HUSKER HONORS

JACORY BARNEY JR., SO., WR

- Paul Hornung Award Watch List

KEVIN GALLIC, SR., LS

- Patrick Mannelly Award Watch List

MALCOLM HARTZOG, SR., DB

- Campbell Trophy Semifinalist

EMMETT JOHNSON, JR., RB

- Doak Walker Award Watch List

DANE KEY, SR., WR

- Senior Bowl Top 300 List

TEDDY PROCHAZKA, SR., OL

- Allstate Wuerffel Trophy Watch List
- Allstate AFCA Good Works Team Nominee

DYLAN RAIOLA, QB

- Maxwell Award Watch List
- Polynesian Player of the Year Watch List
- Jason Witten Collegiate Man of the Year Watch List

DESHON SINGLETON, ROVER

- Big Ten Defensive Player of the Week (vs. MSU)
- East-West Shrine Bowl Breakout Player of the Week (vs. MSU)

LAST GAME

NEBRASKA 34, MARYLAND 31

TEAM STATS	NU	UMD
First Downs	23	18
Rushes-Yards	30-193	30-130
Passes	20-29-3	27-37-0
Passing Yards	260	249
Total Offense	453	379
3rd Downs	3-7	7-15
Turnovers	3	0
Penalties	6-49	8-100
Time of Possession	28:33	31:27

NU RUSHING LEADER

Emmett Johnson—21 carries, 176 yards

NU PASSING LEADER

Dylan Raiola—20-29-3, 260 yards, 4 TD

NU RECEIVING LEADERS

Nyziah Hunter—5 catches, 125 yards, 2 TD

Dane Key—4 catches, 43 yards, TD

Luke Lindenmeyer—2 catches, 30 yards, TD

NU DEFENSIVE LEADERS

Javin Wright—Career-high 12 tackles

DeShon Singleton—5 tackles, PBU

Dasan McCullough—3 tackles, 1.5 TFL

Kade Pietrzak—14-yard sack, 2 TFL

NU SPECIAL TEAMS LEADERS

Kyle Cunanan—4-4 PAT, 2-2 FG (43, 27)

Kenneth Williams—85-yard kickoff return

NOTING LAST GAME

- Nebraska outscored Maryland, 10-0 in the fourth quarter and won for the first time when trailing in the fourth quarter since a 14-13 win at Rutgers in 2022.
- Nyziah Hunter** opened the scoring with a career-long 64-yard touchdown reception. The catch bettered his previous long of 60 yards while at Cal against SMU in 2024.
- Hunter added a 12-yard TD catch in the second quarter, giving him his second multi-TD catch game of his career.
- Hunter finished the game with five receptions for a career-high 125 yards, bettering his previous high of 93 against Michigan State.
- Emmett Johnson** carried 21 times for a career-high 176 yards in the game, marking his third 100-yard rushing game in 2025 (also vs Cincinnati and Akron). His previous high was 140 yards against Akron.
- Johnson's 176 yards rushing is the most by a Husker since Anthony Grant had 189 yards vs. North Dakota in 2022. It is the most yards by a Husker in a Big Ten game since Dedrick Mills had 191 yards at Rutgers in 2020.
- Johnson's 50-yard run in the fourth quarter was a career long, bettering his previous best of 47 yards earlier this season against Akron.
- Dylan Raiola** completed 20-of-29 passes for 260 yards and a career-high four touchdowns. His 64-yard TD pass to Hunter marked his career long pass.
- Kenneth Williams** had an 85-yard kickoff return in the second quarter to set up a Nebraska touchdown. The 85-yard return was Nebraska's longest kickoff return since JD Spielman had a 99-yard kickoff return for a touchdown against Arkansas State on Sept. 2, 2017.

OPPOSING FBS QUARTERBACKS AGAINST NEBRASKA DEFENSE

OPPOSING STARTING QB*	YDS/GM	YDS/ATT.	YDS/COMP.	COMP. %
VS. NEBRASKA	112.4	4.4	8.3	53.1
VS. OTHER TEAMS	231.1	8.0	13.1	60.7
DIFFERENCE	-118.7	-3.6	-4.8	-7.6

*FBS opponents only

BLACKSHIRTS STIFLING OPPONENT PASSING GAME

The Nebraska Blackshirts have been strong in 2025, ranking among the Big Ten and national leaders in numerous categories. At the top of that list is a shut-down pass defense.

- Nebraska leads the nation in pass yards allowed per game at 118.0 per contest, 8.3 yards per game better than Oklahoma. NU is second in the nation in team pass efficiency defense with an 94.28 rating.
- The Huskers held each of their first three opponents to less than 70 yards passing, including Cincinnati (69 yards), Akron (62) and Houston Christian (67). It marked the first time Nebraska held three straight opponents to fewer than 100 passing yards since 1990, when the Huskers held their first four opponents below the century mark in passing yards.
- Both Michigan (105 yards) and Michigan State (156 yards) were held below 100 yards until their final drive of the game.
- Husker opponents are completing 55.8 percent of their passes, a rate that is 15th nationally.
- Nebraska's five opponent pass plays of 20 yards or more leads the nation, with every other FBS team allowing at least seven 20-yard passes. Nebraska did not allow a pass play of 20 yards or more until Michigan State completed a 24-yard pass in the game's final minutes against the Huskers' second unit.
- Nebraska has allowed two touchdown passes this season, and is one of only four teams in the nation to allow two or fewer TD passes this season.
- In addition to its dominant pass defense, Nebraska also ranks in the top 30 nationally in total defense (269.3 ypg, 14th), scoring defense (18.7 ppg, 30th) and 3rd-down defense (26.8%, 8th).
- Nebraska's shutout of Akron on Sept. 6 marked the first shutout by the Blackshirts in 16 seasons, dating back to a 2009 Holiday Bowl whitewash of Arizona.
- Both Houston Christian and Akron were held to less than 200 yards. It marked the first time Nebraska held an opponent to less than 200 yards in consecutive games since 2017.
- Under Head Coach Matt Rhule, NU has held opponents to 14 or fewer points 16 times in 31 games.

IMPROVED NU OFFENSE SHOWING EFFICIENCY AND BALANCE

Nebraska has shown explosiveness and efficiency on offense throughout the 2025 season.

- Nebraska ranks in the top 30 nationally in scoring offense (41.0 ppg, 11th), passing offense (310.2 ypg, 9th), and total offense (450.0 ypg, 27th).
- Nebraska is second in the nation in completion percentage. The Huskers have completed 154-of-205 passes for a 75.1 completion percentage, trailing only top-ranked Ohio State's 77.9 completion percentage. NU's school season pass completion record is 68.3 percent in 2008.
- Nebraska is averaging 91.0 yards per game more in 2025 than last season. The Huskers are one of 15 FBS teams averaging 90 more yards of offense per game this season than last season.
- Nebraska is averaging 41.0 points per game, an improvement of 17.5 points per game over its average of 23.5 points per game in 2024. That is the fourth-best improvement in the nation.
- The passing attack has been balanced. A total of 19 receivers have caught passes, including five players with at least 19 receptions.
- Nebraska threw for better than 300 yards in three consecutive games (Akron, Houston Christian, Michigan). It marked the first time NU had thrown for more than 300 yards in three straight games since a five-game stretch, including the 2014 Holiday Bowl and the first four games in 2015.
- Nebraska produced a 300-yard passer (Raiola), a 100-yard rusher (Johnson) and a 100-yard receiver (Barney Jr.) against Akron. It marked the first time Nebraska has accomplished that trifecta since a 2022 game against Georgia Southern.
- Nebraska has 32 plays of at least 20 yards to rank 36th nationally in that category. The Huskers had 11 offensive plays that covered at least 20 yards in the victory over Akron.

NATION'S MOST IMPROVED SCORING OFFENSES

TEAM	2025 PPG	2024 PPG	DIFF.
Florida State	44.2	15.4	+28.8
Virginia	43.0	22.7	+20.3
Air Force	38.3	18.9	+19.4
Nebraska	41.0	23.5	+17.5
Southern Miss	32.2	15.3	+16.9

FBS COMPLETION PERCENTAGE LEADERS

RK.	PLAYER	SCHOOL	ATT-COMP-INT	PCT.
1.	Julian Sayin	Ohio State	120-153-3	78.4
2.	Carlos Del Rio-Wilson	Marshall	68-89-0	76.4
3.	Demond Williams Jr.	Washington	117-158-1	74.1
4.	Dylan Raiola	Nebraska	138-188-5	73.4
	Carson Beck	Miami (Fl.)	102-139-3	73.4
6.	Beau Pribula	Missouri	126-173-5	72.8

MOST PASSING YARDS BY A BIG TEN TRUE FRESHMAN (SINCE 2000)

RK.	PLAYER	SCHOOL	YEAR	YARDS
1.	Christian Hackenberg	Penn St.	2013	2,955
2.	Dylan Raiola	Nebraska	2024	2,819
3.	Chad Henne	Michigan	2004	2,743
4.	Adrian Martinez	Nebraska	2018	2,617

RAIOLA IN YEAR TWO AS STARTING QUARTERBACK

Dylan Raiola has started all 19 games of his Nebraska career. This season, he has completed 138-of-188 passes for 1,591 yards and 16 touchdowns. Raiola had a career-best 364 passing yards and a career-high four touchdowns against Akron, and added a second 300-yard game with 308 yards and three TDs against Michigan. He matched his career best with four TD passes at Maryland, including the game-winner with just over a minute remaining. He has topped 200 passing yards in five of six games. In 2024, Raiola guided the Huskers to a 7-6 record while becoming the first true freshman quarterback in school history to win a bowl game.

- Raiola has completed 73.4 percent of his passes, and his completion percentage ranks fourth nationally. He has completed better than 70 percent of his passes in 10 of 19 career games, including seven of the past 10 contests.
- Raiola's 265.2 passing yards per game ranks 19th nationally and fourth in the Big Ten.
- Raiola completed his first nine passes against Akron after completing his final 11 against Cincinnati. The 20 consecutive completions are a Nebraska record, bettering the previous record of 15 straight by Dave Humm against Kansas in 1974.
- Raiola's 364 passing yards against Akron bettered his previous career high of 297 yards against Illinois in 2024. It was the most passing yards by a Husker since Adrian Martinez threw for 384 yards at Wisconsin in 2018.
- Raiola has had a career-high four passing touchdowns against Akron and Maryland, which bettered his 2024 high of three TD passes against Illinois. His four-TD effort against Akron was the first time a Husker quarterback had four passing touchdowns since Ryker Fyfe had four at Purdue in 2015.
- Raiola's 33 completions against Cincinnati were the fourth-most in school history and just three shy of the school record. His 78.6 completion percentage vs. the Bearcats was the best of his college career. He added a second game with 30 completions in a 30-of-41 effort against Michigan.
- Raiola's 16 touchdown passes through six games, are already three more than he threw in 2024. The Nebraska season record for touchdown passes is 26 by Zac Taylor in 2006.
- With 1,591 passing yards this season, Raiola has increased his career total to 4,410 yards, moving him into ninth place on the Nebraska career passing list.
- In Big Ten play, Raiola has been strong in crunch time. After Nebraska has trailed in the second half of three Big Ten games, Raiola has completed 33-of-46 passes (71.7 percent) for 357 yards and three touchdowns with no turnovers, with Nebraska scoring on eight of 12 drives. His play has led Nebraska to second-half comebacks against Michigan State and Maryland.
- Raiola threw for 2,819 yards and 13 touchdowns in 2024 with a 67.1 completion percentage. His completion percentage and passing yardage were both NU freshman records. Overall, Raiola ranked third in school history in season completion percentage and seventh in passing yards.
- Nationally, Raiola ranked 13th in completion percentage among all FBS quarterbacks in 2024, and he led all FBS freshmen in completion percentage. Raiola also led all true freshmen and ranked third overall among all freshmen in passing yards.
- Raiola's 2,819 passing yards were the most by a true freshman Big Ten quarterback since 2013 and marked the second-best passing season by a Big Ten true freshman this century.

HUSKERS SHARING THE WEALTH IN PASSING GAME

Nebraska's potent passing game highlights multiple players as Raiola has distributed the ball evenly among talented playmakers.

- Five Huskers have at least 19 receptions, including three wideouts, a tight end and a running back.
- In total, 19 players have caught a pass this season with 14 pass catchers in the Huskers' victory over Akron on Sept. 6.
- Ten different players have a catch of at least 20 yards this season.

2025 OFFENSE GAME-BY-GAME

RUSHING

GAME	ATT.	YDS.	TD	LONG
CIN	36	110	0	16
AKR	33	234	5	47
HCU	38	192	4	20
MICH	31	43	0	14
MSU	31	67	3	23
MD	30	193	0	50
MINN				
NU				
USC				
UCLA				
PSU				
IOWA				

PASSING

GAME	COM-ATT-INT	YDS	TD	LG	SACKS
CIN	33-42-0	243	2	24	3-10
AKR	32-40-0	494	4	39	0-0
HCU	23-29-0	362	3	62	0-0
MICH	30-41-1	308	3	52	7-49
MSU	16-24-1	194	1	59	5-35
MD	20-29-3	260	4	64	1-10
MINN					
NU					
USC					
UCLA					
PSU					
IOWA					

2025 DEFENSE GAME-BY-GAME

RUSHING DEFENSE

GAME	ATT.	YDS.	TD	LONG
CIN	30	202	2	29
AKR	36	113	0	25
HCU	35	93	1	45
MICH	33	286	3	75
MSU	38	84	3	16
MD	30	130	2	28
MINN				
NU				
USC				
UCLA				
PSU				
IOWA				

PASSING DEFENSE

GAME	COM-ATT-INT	YDS	TD	LG	SACKS
CIN	13-25-1	69	0	14	0-0
AKR	9-23-0	62	0	19	2-12
HCU	11-18-0	67	0	10	3-29
MICH	12-23-0	105	0	16	1-6
MSU	15-30-2	156	1	24	4-42
MD	27-37-0	249	1	25	1-14
MINN					
NU					
USC					
UCLA					
PSU					
IOWA					

SACKS/TFL

GAME	SACKS	YARDS	TFL	YARDS
CIN	0	0	2	7
AKR	2	12	9	27
HCU	3	29	8	42
MICH	1	6	5	13
MSU	4	42	12	60
MD	1	14	5	28
MINN				
NU				
USC				
UCLA				
PSU				
IOWA				

NATIONAL RANKINGS

ASSOCIATED PRESS (OCT. 12)

RK.	TEAM (1ST)	RECORD	POINTS
1.	Ohio State (50)	6-0	1,631
2.	Miami (Fla.) (13)	5-0	1,582
3.	Indiana (3)	6-0	1,531
4.	Texas A&M	6-0	1,433
5.	Ole Miss	6-0	1,331
6.	Alabama	5-1	1,315
7.	Texas Tech	6-0	1,266
8.	Oregon	5-1	1,175
9.	Georgia	5-1	1,148
10.	LSU	5-1	1,012
11.	Tennessee	5-1	939
12.	Georgia Tech	6-0	904
13.	Notre Dame	4-2	793
14.	Oklahoma	5-1	786
15.	BYU	6-0	655
16.	Missouri	5-1	649
17.	Vanderbilt	5-1	547
18.	Virginia	5-1	521
19.	South Florida	5-1	398
20.	USC	5-1	361
21.	Texas	4-2	319
22.	Memphis	6-0	285
23.	Utah	5-1	261
24.	Cincinnati	5-1	184
25.	Nebraska	5-1	149

USA TODAY COACHES (OCT. 12)

RK.	TEAM (1ST)	RECORD	POINTS
1.	Ohio State (63)	6-0	1,646
2.	Miami (Fla.) (2)	5-0	1,566
3.	Indiana (1)	6-0	1,492
4.	Texas A&M	6-0	1,417
5.	Ole Miss	6-0	1,389
6.	Alabama	5-1	1,280
7.	Georgia	5-1	1,198
8.	Texas Tech	6-0	1,183
9.	Oregon	5-1	1,154
10.	LSU	5-1	1,062
11.	Tennessee	5-1	962
12.	Georgia Tech	6-0	951
13.	Oklahoma	5-1	781
14.	BYU	6-0	720
15.	Notre Dame	4-2	661
16.	Missouri	5-1	585
17.	Texas	4-2	519
18.	Vanderbilt	5-1	498
19.	Virginia	5-1	415
20.	Memphis	6-0	337
21.	USC	5-1	310
22.	Utah	5-1	298
23.	South Florida	5-1	234
24.	Cincinnati	5-1	169
25.	Illinois	5-2	151

HUSKERS IN THE 2025 POLLS

DATE	AP	C	CFP	RESULT
Pre.	RV	RV	--	def. Cincinnati, 20-17
9-2	RV	RV	--	def. Akron, 68-0
9-7	RV	RV	--	def. HCU, 59-7
9-14	RV	RV	--	lost to Mich., 30-27
9-21	NR	RV	--	idle
9-28	NR	RV	--	def. Mich. St., 38-27
10-5	RV	RV	--	def. Maryland, 34-31
10-12	25	RV	--	

• Sophomore **Jacory Barney Jr.** leads Nebraska in receptions (26), and receiving yards (364) and has three touchdown receptions. Barney has a pair of 100-yard games with seven catches for 132 yards against Akron and six receptions for 120 yards and two touchdowns against Michigan. Barney has multiple receptions in 18 consecutive games.

• Barney caught his first career TD pass against Houston Christian and followed with two TD catches against Michigan. He has three career rushing touchdowns.

• In his first year at Nebraska, senior **Dane Key** has 20 catches for 269 yards and four touchdowns. He had a touchdown in each of his first three games, and added his fourth TD of the season with a game-winning grab at Maryland. Key led the Huskers in receiving against Houston Christian with four catches for 104 yards.

• Sophomore receiver **Nyziah Hunter** has been Nebraska's big play receiver with 22 catches for 415 yards for an average of 18.9 yards per reception. Hunter had a pair of touchdowns at Maryland, including a career-long 64-yard catch. He had a 59-yard touchdown in the fourth quarter against Michigan State to help secure the win.

• Hunter had a career-best 125 yards on five catches at Maryland and is the third different receiver to post a 100-yard receiving day in 2025, joining Barney and Key.

• Junior tight end **Luke Lindenmeyer** has 19 catches for 196 yards, with touchdowns against Akron and Maryland. He set career highs with seven catches for 60 yards against Michigan, including a career-long 23-yard catch. His seven catches against the Wolverines were just one shy of the Nebraska tight end single-game record.

• Running back **Emmett Johnson** has been a steady receiver out of the backfield the past two seasons. Johnson has 24 receptions, including a career-best seven catches against Cincinnati and six against Michigan State.

JOHNSON THRIVING IN HUSKER BACKFIELD

Junior running back **Emmett Johnson** has been one of the Big Ten's most productive backs over the past 10 games since Dana Holgorsen became Nebraska's play-caller.

• Johnson is coming off a career outing at Maryland in NU's 34-31 victory. Johnson rushed 21 times for a career-high 176 yards, including a career-long 50-yard run on a critical fourth-quarter scoring drive. Johnson had seven runs of at least 10 yards against the Terrapins, and had a total of 196 yards from scrimmage.

• Johnson ranks seventh nationally and second in the Big Ten with 108.3 rushing yards per game and first in the Big Ten and fifth nationally in yards from scrimmage at 130.0 yards per game.

• Johnson has eight touchdowns and ranks 10th nationally in touchdowns scored.

• Johnson had 140 rushing yards against Akron on Sept. 6. He also reached the end zone a career-best three times against the Zips, including two rushing scores and a touchdown catch. He matched the three-TD total against Michigan State with a trio of rushing touchdowns. He has a third multi-TD game this season with two rushing scores against Houston Christian.

• Johnson posted back-to-back 100-yard rushing games to open the season (140 vs. Akron, 108 vs. Cincinnati). Johnson was the first Husker to rush for 100 yards in back-to-back games since Anthony Grant topped the century mark in each of the first three games of the 2022 season.

• In Johnson's 140-yard effort against Akron, he had 134 yards before halftime, including runs of 47 yards and 36 yards.

• Johnson took over the lead back role in the final four games last season when Holgorsen joined the Nebraska staff. Over the last 10 games, Johnson has averaged 126.4 yards from scrimmage per game, including 96.4 rushing yards and 30.0 receiving yards per game.

HUSKER SPECIAL TEAMS MAKE MARK

Nebraska has shown improved special teams in 2025, highlighted by the work of the punt return unit. Nebraska is on pace for its best punt return season in more than a decade and the Huskers have also blocked two punts.

• Nebraska had 92 punt return yards against Akron, including four returns for 87 yards by **Jacory Barney Jr.** The 92 punt return yards in that game alone bettered Nebraska's punt return totals for each of the past four seasons. As a team, Nebraska had 73 yards in 2024, 48 yards in 2023, 66 punt return yards in 2022 and 27 total punt return yards in 2021. Through six games, Nebraska has 18 punt returns for 266 yards, and ranks 16th nationally averaging 14.8 yards per return.

• Barney's 87 punt return yards vs. Akron were the most by a Husker since De'Mornay Pierson-El had 134 punt return yards at Iowa in 2014. Barney's 39-yard punt return in the third quarter was the longest by a Husker since JD Spielman had a 76-yard punt return against South Alabama in 2019.

• Barney had four returns for 81 yards against Michigan State, including a career-long 57-yarder. He now has 195 punt return yards this season, the highest total by a Husker since Pierson-El had 596 punt return yards on 34 returns in 2014. Barney is the first Husker to top 100 punt return yards in a season since 2019.

- Nebraska got its kickoff return game going at Maryland. **Kenneth Williams** had an 85-yard kickoff return in the second quarter, marking the longest kickoff return by a Husker since 2017. Nebraska totaled 162 kickoff returns in the game. For the season, NU is averaging 28.8 yards per return to rank first in the Big Ten and seventh nationally.
- The Huskers have blocked three kicks in 2025. Defensive back **Jamir Conn** has blocked a pair of punts, including a blocked punt against Michigan State that **Carter Nelson** returned for a touchdown. Conn also partially blocked a punt against Houston Christian. Defensive tackle **Riley Van Poppel** blocked a third-quarter Akron field goal attempt to preserve a shutout.
- Place-kicker **Kyle Cunanan** is 9-of-10 on field goals, including a career-long 52-yarder against Cincinnati. Cunanan is also 31-of-31 on PATs and has nine touchbacks on 18 kickoffs.
- Freshman punter **Archie Wilson** has downed five of his 13 punts inside the opponent 20-yard line, including three against Cincinnati. He averaged a season-best 49.2 yards on four punts against Michigan. Nebraska has allowed -1 yards in punt returns.

NEBRASKA EXCELLING IN WINNING CATEGORIES

In addition to improved special teams, Nebraska has shown progress in critical areas that impact winning including third downs, penalties and turnover margin.

- Nebraska has converted 47.1 percent of its third-down attempts to rank 27th nationally. Defensively, Nebraska ranks eighth in the nation, allowing opponents to convert just 26.6 percent of their third-down attempts.
- Nebraska is being flagged for 4.7 penalties per game to rank 19th nationally in fewest penalties per game. NU's 40.8 yards per game in penalty yardage is 24th nationally.
- Nebraska continues to make progress in turnover margin. In Matt Rhule's first season in 2023, Nebraska was -17 in turnover margin before improving to -2 in 2024. This season, Nebraska is +3 in turnover margin. NU committed just three turnovers in its first five games, before overcoming a -3 turnover margin in its win at Maryland. Nebraska has not had a positive turnover margin for a season since 2016.

MATT RHULE IN THIRD SEASON LEADING HUSKER PROGRAM

Matt Rhule is in his third season at Nebraska in 2025. He owns a 64-57 record in his 10 seasons as a college head coach, including 17-14 at Nebraska. He took on a rebuilding project in each of his three college stops and excluding his first year at each school, Rhule boasts a 56-29 record.

- Year three has proven to be a breakthrough year for Rhule. At both of his previous college stops (Temple and Baylor), Rhule led his team to the conference championship game in his third season.
- In his third season at Temple in 2016, the Owls went 10-4 and played for the American Athletic Conference championship.
- In his third season at Baylor in 2019, the Bears were 11-3 and played for the Big 12 title.
- In his second season at Nebraska in 2024, Rhule guided the Huskers to their first winning record in eight years and first bowl win in nine years.
- Rhule posted an 8-28 combined record in his first seasons at Temple, Baylor and Nebraska. In year two at those three schools, that record improved to 20-18. In his third season at Temple and Baylor, Rhule's teams posted a combined 21-7 record.
- Rhule has matched or improved his previous season's win total every year of his college coaching career. Temple went from two wins in his first season to six wins in his second season and 10 wins in both his third and fourth seasons. Baylor went from one win in Rhule's first season to seven wins in year two and 11 wins in year three. Rhule led Nebraska to a five-win season in 2023 and a seven-win campaign in 2024.

RHULE WIN INCREASE FROM SEASON 2 TO SEASON 3

- » Baylor: +4 (11 wins)
- » Temple: +4 (10 wins)

MATT RHULE COACHING RECORD IN FIRST THREE SEASONS

SCHOOL	YEAR 1	YEAR 2	YEAR 3
Temple	2-10	6-6	10-4
Baylor	1-11	7-6	11-3
Nebraska	5-7	7-6	5-1

NEBRASKA UNDER RHULE

Overall	17-14
vs. AP Ranked Teams.....	0-7
vs. AP Top-10 Teams	0-2
vs. Unranked Teams.....	17-7
Home.....	12-6
Road	3-8
Neutral.....	2-0
In August	2-1
In September.....	7-4
In October	6-2
In November	1-7
In December.....	1-0
In January	0-0
Individual Has 100+ Rushing Yards	5-1
Individual Has 100+ Receiving Yards.....	4-1
When Rushing for 200 or More Yards.....	4-1
When Rushing for 300 or More Yards.....	1-0
When Passing for 200 or More Yards	9-4
When Passing for 300 or More Yards	2-1
When Scoring 30 or More Points	9-0
When Scoring 40 or More Points	4-0
When Allowing 10 or Fewer Points	9-0
When Allowing 20 or Fewer Points	14-5
When Committing Zero Turnovers	5-0
When Winning Turnover Margin	9-1
When Scoring First	14-3
When Leading at Halftime.....	15-3
When Trailing at Halftime	0-8
When Tied at Halftime	2-3
Games Decided by 11 Points or More	12-3
Games Decided by 10 Points or Less.....	5-11
Games Decided by 7 Points or Less.....	4-10
Games Decided by 3 Points or Less.....	2-6
Overtime Games	0-2

RHULE'S COLLEGE CAREER

Overall	64-57
vs. AP Ranked Teams.....	3-25
vs. AP Top-10 Teams	0-11
vs. Unranked Teams.....	60-34
Home.....	37-24
Road	23-29
Neutral.....	4-4
In August	4-2
In September.....	20-17
In October	21-14
In November	15-20
In December.....	4-3
In January	0-1
Individual Has 100+ Rushing Yards	25-3
Individual Has 100+ Receiving Yards.....	22-12
When Rushing for 200 or More Yards.....	25-6
When Rushing for 300 or More Yards.....	4-0
When Passing for 200 or More Yards	40-35
When Passing for 300 or More Yards	15-15
When Scoring 30 or More Points	36-5
When Scoring 40 or More Points	17-3
When Allowing 10 or Fewer Points	27-0
When Allowing 20 or Fewer Points	44-6
When Committing Zero Turnovers	27-7
When Winning Turnover Margin	37-6
When Scoring First	46-17
When Leading at Halftime.....	51-11
When Trailing at Halftime	9-40
When Tied at Halftime	4-6
Games Decided by 11 Points or More	45-24
Games Decided by 10 Points or Less.....	19-33
Games Decided by 7 Points or Less.....	13-28
Games Decided by 3 Points or Less.....	8-14
Overtime Games	2-3

CHARTING THE HUSKERS

ALL-TIME WINS

RK.	SCHOOL	WINS
1.	Michigan	1,016
2.	Ohio State	984
3.	Alabama	979
4.	Notre Dame	966
5.	Texas	965
6.	Oklahoma	955
7.	Penn State	946
8.	Nebraska	929

CONFERENCE TITLES

RK.	SCHOOL	TITLES
1.	Oklahoma	50
2.	Nebraska	46
3.	Michigan	45

AP NATIONAL TITLES

RK.	SCHOOL	TITLES
1.	Alabama	12
2.	Notre Dame	8
3.	Oklahoma	7
4.	Ohio State	6
5.	Miami	5
	USC	5
t-7.	Nebraska	4

COACHES POLL NATIONAL TITLES

RK.	SCHOOL	TITLES
1.	Alabama	11
2.	Oklahoma	6
3.	USC	5
	Ohio State	5
t-5.	Nebraska	4

BOWL APPEARANCES

RK.	SCHOOL	APP.
1.	Alabama	72
2.	Texas	60
3.	Georgia	59
4.	Oklahoma	58
	Tennessee	58
6.	USC	57
7.	LSU	55
	Ohio State	55
t-9.	Nebraska	54

HEISMAN TROPHY WINNERS

RK.	SCHOOL	WINNERS
1.	Notre Dame	7
	Ohio State	7
	Oklahoma	7
	USC	7
5.	Alabama	4
t-6.	Nebraska	3

NFL DRAFT PICKS

RK.	SCHOOL	PICKS
1.	Notre Dame	538
2.	USC	534
3.	Ohio State	503
4.	Michigan	421
5.	Oklahoma	419
6.	Alabama	418
7.	Penn State	394
8.	LSU	388
9.	Georgia	392
10.	Florida	381
11.	Texas	380
12.	Nebraska	370

DANA HOLGORSSEN'S NATIONAL RANKS AS AN OFFENSIVE COORDINATOR

YEAR	SCHOOL	YPG	RANK	PPG	RANK
2010	Oklahoma State	549.9	3rd	48.7	2nd
2009	Houston	563.4	1st	42.2	1st
2008	Houston	562.8	2nd	40.6	10th
2007	Texas Tech	529.6	2nd	40.9	7th
2006	Texas Tech	447.8	6th	32.5	13th
2005	Texas Tech*	495.8	6th	39.4	4th
6-SEASON AVERAGE		524.9	3rd	40.7	6th
2025 NEBRASKA		450.0	27th	41.0	11th

*co-offensive coordinator

HOLGORSSEN COORDINATING HUSKER OFFENSE

Dana Holgorsen is in his first full season as Nebraska's offensive coordinator in 2025 after he coordinated the offense and called the plays for the final four games last season. Nebraska has thrived on offense since Holgorsen's arrival. This season, the Huskers are averaging 41.0 points and 450.0 yards of total offense per game.

- Holgorsen boasts six full seasons of experience as an offensive coordinator at Texas Tech, Houston and Oklahoma State. In six full seasons as a coordinator before 2025, Holgorsen's offenses have averaged 402.2 passing yards per game, 524.9 total yards per game and 40.7 points per game.
- The offenses Holgorsen has coordinated have an average national finish of second in passing offense, third in total offense and sixth in scoring average. He was the coordinator for two of the top four passing seasons in FBS history (2007 at Texas Tech and 2009 at Houston).
- Quarterbacks have thrived in Holgorsen-coached offenses. Holgorsen coached the all-time FBS leader in touchdown passes and total offense (Houston's Case Keenum) along with the FBS season record holder in completions (Texas Tech's Graham Harrell). Since Holgorsen took over the Husker offense in the final four games last season, Dylan Raiola has completed 73.1 percent of his passes and at least 70 percent of his passes in seven of 10 games.
- In addition to his experience as an offensive coordinator, Holgorsen has also been a successful head coach. He won 92 games in 13 seasons at West Virginia and Houston. Holgorsen is second in coaching victories at West Virginia and fifth at Houston.

INDIVIDUALS IN HOLGORSSEN'S 19 YEARS AS A HEAD COACH OR OFFENSIVE COORDINATOR

- » 3,000-yard passing seasons: 15
- » 1,000-yard receiving seasons: 18
- » 4,000-yard passing seasons: 9
- » 1,000-yard rushing seasons: 6
- » 5,000-yard passing seasons: 3

BUTLER IN CHARGE OF BLACKSHIRT DEFENSE

John Butler is in his first season as Nebraska's defensive coordinator in 2025 after he served as the Huskers' defensive backs coach in his first year on staff in 2024. In seven games as NU's defensive coordinator, Nebraska has allowed two passing touchdowns and posted its first shutout in 16 years.

- Butler served as Nebraska's defensive coordinator for the 2024 Pinstripe Bowl. NU limited Boston College to 15 points, allowing only one scoring drive longer than two yards.
- Butler helped Nebraska rank in the top 20 nationally in rushing defense, total defense and scoring defense in 2024. His defensive backs helped the Huskers record their most interceptions (11) in eight seasons.
- Butler, who was Penn State's defensive coordinator in 2013, boasts a decade of experience in the National Football League. In his 10 years in the NFL, he helped his teams win six division titles.
- Butler coached the Buffalo Bills defensive backs for five seasons from 2018 to 2023. In those five seasons, the Bills allowed the fewest passing yards in the NFL.
- Previously he spent four seasons coaching the secondary for the Houston Texans. The Texans ranked in the top three in the NFL in pass defense twice in his four seasons.

EKELER LEADS HUSKER SPECIAL TEAMS

Mike Ekeler is in his first season as Nebraska's special teams coordinator, and has directed dramatic improvement for the Huskers. Nebraska ranks in the top 20 nationally in blocked kicks, kickoff returns, punt returns and punt return defense, while also making 9-of-10 field goals. Ekeler, who coached the Husker linebackers from 2008 to 2010, served as Tennessee's special teams coordinator from 2021 to 2024. Nebraska's special teams are on track to be much improved under Ekeler's direction.

- Ekeler brought a wealth of experience to the Husker sideline, as he has coached in every power conference (ACC, Big Ten, Big 12, Pac-12 and SEC) while serving on staffs at six of the 12 winning programs in college football history (Oklahoma, Nebraska, Georgia, Tennessee, USC and LSU).
- Tennessee led the nation in punt return yards and percentage of punts downed inside the opponent's 10-yard line over the course of Ekeler's four-year tenure.

- Ekeler's special teams units were routinely ranked in the top 25 during his time in Knoxville. In Ekeler's four seasons, Tennessee finished in the top 25 nationally in punt returns (2021, 2022, 2023, 2024), punt return defense (2021, 2022, 2023), net punting (2021, 2023), kickoff returns (2021), blocked punts (2021, 2023, 2024) and blocked kicks (2023).
- Ekeler has been a winner in his college coaching career. He has won 10 bowl games in his 20 years at a Power Four program. His teams have played for the national title three times, and he was a member of LSU's 2007 national championship team. In his first stint at Nebraska, Ekeler helped the Huskers to a pair of appearances in the Big 12 Championship Game in three seasons.

HUSKERS POSSESS VETERAN OFFENSIVE LINE

The most experienced unit on the Nebraska team is the offensive line. Husker offensive linemen had combined to play in 227 career games with 123 career starts entering this season. Seven Husker offensive linemen have started at least 14 games in their career, all at Power Four schools.

- According to research compiled by Clemson, Nebraska's 227 combined games played by offensive linemen ranked as the 10th-most in the country entering the 2025 season.
- Notre Dame transfer **Rocco Spindler** played in 41 games with 24 starts at right guard in his Irish career, and has started all six games in 2025. He has played in more games than any other Husker offensive lineman.
- **Justin Evans** has started 23 games at Nebraska, including 16 starts at left guard, seven starts at center and one start as a sixth offensive lineman. He is anchoring the 2025 line at center.
- **Henry Lutovsky** has made 21 starts in his Husker career, 15 at right guard and six this season at left guard.
- **Gunnar Gottula** has started 15 games for the Huskers. He started nine games at left tackle in 2024, and manned the position for the first four games this season before starting at right tackle the past two weeks.
- Alabama transfer **Elijah Pritchett** started 12 games with the Crimson Tide. He started 11 games at right tackle in 2024 and one at left tackle. He has been Nebraska's starting left tackle the past two games.
- **Teddy Prochazka** has started 15 games for Nebraska. Prochazka returned after missing the entire 2024 season due to injury, and started the first four games at right tackle. He previously started 11 games at left tackle.
- **Turner Corcoran** has started 35 games for the Huskers with 30 starts at left tackle, three starts at left guard and two starts at right tackle. Corcoran had started 30 consecutive games at one point before suffering season-ending injuries during both the 2023 and 2024 seasons.

TRANSFERS ADD EXPERIENCE & PRODUCTION TO HUSKER ROSTER

Nebraska added 36 newcomers to its roster in 2025, including a freshman class of 21, and 15 first-year transfers.

- Ten transfers came from FBS programs while five came from the FCS. Of the 10 FBS transfers, eight came from Power Four programs: Alabama, Georgia, Kentucky, Mississippi State, Missouri, Notre Dame, Oklahoma and Purdue.
- **Dane Key** started 36 games at Kentucky, and is NU's most experienced receiver. Key has four touchdown catches this season, including one in each of the first three games and the game-winner at Maryland. He has 20 catches for 269 yards. Key has 146 career receptions for 2,139 yards and 18 touchdowns. He is 12th receiving yards among active FBS players.

2025 NEBRASKA FIRST-YEAR TRANSFERS

FBS TRANSFERS				
PLAYER	POS.	SCHOOL(S)	GAMES	STARTS
Marques Watson-Trent	LB	Georgia Southern	53	40
Rocco Spindler	OL	Notre Dame	46	29
Dane Key	WR	Kentucky	44	41
Dasan McCullough	LB	Indiana/Oklahoma	35	15
Elijah Pritchett	OL	Alabama	36	14
Nyziah Hunter	WR	Cal	18	14
Williams Nwaneri	DL	Missouri	10	3
Justyn Rhett	DB	Georgia	6	0
Gabe Moore	DL	Mississippi St.	5	0
Marcos Davila	QB	Purdue	2	0
10 FBS transfers			255	156
FCS TRANSFERS				
PLAYER	POS.	SCHOOL	GAMES	STARTS
Kevin Gallic	LS	New Hampshire	42	6
Andrew Marshall	DB	Idaho	32	20
Jaylen George	DL	East Tennessee St.	26	23
Jamir Conn	DB	Southern Illinois	29	11
Kyle Cunanan	PK	Charlotte	21	19
5 FCS transfers			150	79

CHARTING THE HUSKERS

CONSECUTIVE HOME SELLOUTS

RK.	SCHOOL	SELLOUTS
1.	Nebraska	407
2.	Oklahoma	163

NATIONAL TITLES SINCE 1970

RK.	SCHOOL	TITLES
1.	Alabama	12
2.	Nebraska	5
	Miami	5

WINS SINCE 1970

RK.	SCHOOL	WINS
1.	Ohio State	530
2.	Oklahoma	520
3.	Alabama	516
4.	Georgia	500
5.	Michigan	499
6.	Nebraska	495
7.	Penn State	494

9-WIN SEASONS

RK.	SCHOOL	SEASONS
1.	Alabama	55
2.	Nebraska	50
	Oklahoma	50

10-WIN SEASONS

RK.	SCHOOL	SEASONS
1.	Alabama	43
	Oklahoma	43
3.	Michigan	32
	Ohio State	32
5.	Nebraska	27

WEEKS RANKED IN AP POLL

RK.	SCHOOL	WEEKS
1.	Ohio State	1,007
2.	Michigan	934
3.	Oklahoma	913
4.	Alabama	898
	Notre Dame	898
6.	USC	822
7.	Texas	796
8.	Nebraska	733
9.	Penn State	717

WEEKS RANKED NO. 1 IN AP POLL

RK.	SCHOOL	WEEKS
1.	Alabama	141
2.	Ohio State	114
3.	Oklahoma	101
4.	Notre Dame	98
5.	USC	91
6.	Florida State	72
7.	Nebraska	70
8.	Miami	68

WATCH LIST HUSKERS

Several Huskers were named to preseason watch lists. The offensive side of the ball was particularly well represented with five players earning preseason recognition.

- **Jacory Barney Jr.** was named to the Paul Hornung Award watch list, which is presented annually to the most versatile player in major college football. Barney led Nebraska with 55 catches in 2024, tying the Nebraska freshman receptions record, while totaling 447 receiving yards. He also led Nebraska in kickoff return yards and ranked second on the team in punt return yards, all-purpose yards and rushing touchdowns.
- **Emmett Johnson** was named to the Doak Walker Award watch list, an annual award presented to the nation's most outstanding college running back. Johnson led Nebraska with 884 scrimmage yards last season, including ranking second on the team with 598 rushing yards. He also caught 39 passes for 286 yards. Over the final four games of the season, Johnson averaged 121.0 scrimmage yards per game.
- **Dylan Raiola** was named to the Maxwell Award watch list, an award presented annually to the College Player of the Year, and was on the Polynesian Player of the Year watch list. Raiola was a semifinalist for the Shaun Alexander Freshman of the Year award in 2024, when he set Nebraska freshman records in passing yards (2,819) and completion percentage (67.1).
- **Teddy Prochazka** was named to the Allstate Wuerffel Trophy watch list and was a nominee for the Allstate Good Works team. The Wuerffel trophy honors student-athletes who are inspired to serve others and make positive impacts on society. The Good Works Team recognizes players for their commitment to community service and leadership beyond the gridiron. Prochazka is one of the most active Huskers in the community, as he participated in more than 45 community events during the 2024-25 academic year.
- **Dane Key**, a first-year transfer from Kentucky, was named to the 2026 Senior Bowl Top 300 list. Key caught 126 passes for 1,870 yards and 14 touchdowns as a Wildcat from 2022 to 2024.
- **Kevin Gallic**, a first-year transfer from FCS New Hampshire, was named to the watch list for the Patrick Mannelly Long Snapper Award, presented annually to the nation's top long snapper.
- **Malcolm Hartzog**, a senior defensive back, was named as a semifinalist for the William V. Campbell Trophy presented by the National Football Foundation and College Hall of Fame. All semifinalists are seniors in their final season of eligibility who has at least a 3.2 GPA, excels on the field and demonstrates strong character and leadership.

- **Nyziah Hunter** caught 40 passes for 578 yards and five touchdowns for Cal in 2024. Hunter averages 18.9 yards on his 22 receptions this season and has four touchdowns, including a two-touchdown effort at Maryland.
- Together, Key and Hunter have a combined 208 career receptions for 3,132 yards and 27 touchdowns.
- **Rocco Spindler** and **Elijah Pritchett** joined the offensive line after each was a starter for top-25 programs. Spindler started 23 games over four seasons at Notre Dame. Pritchett started 12 games at Alabama in 2024 and played in 29 games over his three years with the Crimson Tide.
- **Dasan McCullough** played in 12 games with four starts as a freshman at Indiana in 2022 and then appeared in 17 games with eight starts as an Oklahoma Sooner in 2023 and 2024. McCullough has 106 career tackles with 14.5 TFL and 4.0 sacks. He has 13 tackles and two sacks in 2025.
- **Marques Watson-Trent** spent five seasons at Georgia Southern. He has played in 53 career games with 40 starts, making him the most experienced player on the Husker roster. He has made three starts in 2025 and has 15 tackles and a sack. The 2024 Sun Belt Conference Defensive Player of the Year, Watson-Trent ranks second among all active FBS players with 380 career tackles.
- Nebraska added two FCS transfers to the secondary in **Jamir Conn** and **Andrew Marshall**. Conn played in 23 games with 11 starts in two years at Southern Illinois, registering 68 tackles with nine pass breakups and 4.5 TFLs. Marshall was a first-team All-Big Sky cornerback at Idaho in 2024. He started 14 games in two seasons with the Vandals, and has started all six games in 2025.
- On the defensive line, **Jaylen George** spent three seasons at East Tennessee State, starting 23 games and totaling 54 tackles, 9.5 tackles for loss and 3.0 sacks.
- Nebraska also went to the FCS level to bolster its special teams units. **Kevin Gallic** is NU's long snapper after handling those duties for New Hampshire the past three seasons. Place-kicker **Kyle Cunanan** made 14-of-20 field goals over two seasons at Charlotte, and has hit 9-of-10 attempts with the Huskers, including a career-long 52-yarder against Cincinnati.

HUSKERS FINISH NON-CONFERENCE PLAY UNBEATEN

Nebraska completed non-conference play with a perfect 3-0 record with victories over Cincinnati, Akron and Houston Christian. The Huskers completed non-conference play unbeaten for the second straight season and have won nine straight games against non-conference competition.

- Nebraska's nine-game win streak against non-conference competition is the longest by the Huskers since a 12-game win streak spanning the 1999 to 2001 seasons.
- Nebraska was also a perfect 3-0 in non-conference play in 2024, and defeated Boston College in the Pinstripe Bowl. Before last season, Nebraska's previous unbeaten non-conference season was in 2016.

HUSKERS PRODUCE BACK-TO-BACK DOMINANT WINS

Nebraska capped non-conference play with a pair of dominant victories—68-0 over Akron on Sept. 6 and 59-7 over Houston Christian on Sept. 13.

- The 68-0 victory marked Nebraska's most lopsided win since a 70-0 shutout at Kansas in 1986. The back-to-back wins by more than 50 points marked the first time NU had 50-plus margins in consecutive games since 2000 when NU defeated Texas Tech (56-3) and Baylor (59-0).
- The Huskers scored better than 50 points in consecutive games for the first time since the final two games of the 2007 season against Kansas State and at Colorado.
- Nebraska's 68 points against Akron were its most since a 73-7 victory over Idaho State in 2012.
- Against Akron, Nebraska posted its first shutout since a 33-0 victory over Arizona in the 2009 Holiday Bowl.
- The Huskers produced 728 yards of total offense against Akron. That total ranks as the eighth-most in school history and the most since posting 784 yards against FAU in 2014. Nebraska had 554 yards against Houston Christian marking the first time Nebraska has had back-to-back 500-yard games since the 2021 season (Fordham, Buffalo).
- Nebraska's 494 passing yards against Akron were the second-most in school history and the most since a school-record 519 passing yards against Kansas State in 2007. It was the 10th game with at least 400 passing yards in school history and the first since 2018 at Wisconsin.

SIX CAPTAINS SELECTED TO LEAD 2025 HUSKERS

Nebraska elected six season captains for the 2025 season. This marks the first time in Coach Matt Rhule's three seasons that Nebraska has selected season-long captains. The group includes five senior veterans along with sophomore quarterback **Dylan Raiola**.

- Raiola has started all 19 games in his Nebraska career and has already cracked the top 10 in career passing yards. He is just the third sophomore to serve as a season captain for Nebraska in the modern era.
- Senior guard **Henry Lutovsky** has made 21 career starts for the Huskers, playing both guard positions in his career. Lutovsky started 11 games last season.

- Kentucky transfer **Dane Key** is one of the nation's most productive returning receivers. In his first year with the Huskers, Key has 41 career collegiate starts and 146 career receptions. He surpassed 2,000 career receiving yards against Houston Christian.
- Fifth-year senior **Marques Buford Jr.** has spent his entire career at Nebraska. Buford has played in 46 career games with 30 starts and has spent time at both safety and cornerback in his career.
- Senior rover **DeShon Singleton** is in his fourth year in the program. Singleton has made 24 career starts for the Huskers, including all 20 games the past two years. He has 121 career tackles and had a two-interception effort against Michigan State.
- Cornerback **Ceyair Wright** is in his second season at Nebraska after transferring from USC. Wright has 26 career starts, including 11 at Nebraska, and has three career interceptions.

SINGLE-DIGIT NUMBERS AWARDED THROUGH TEAM VOTE

For the third straight season, single-digit jersey numbers were awarded to the players who best represent what it means to be a Husker. The single-digit honorees were chosen through a players-only vote and the players then got to choose which single-digit number they wanted.

- The tradition of single-digit numbers being reserved for the chosen few dates back to Rhule's time at Temple.

"I got really tired of having a guy in my program who was there for three years, four years, really busted his tail and represented the program the right way, and he finally gets to be a senior and wants to wear a single digit, he's earned it...and invariably coaches give [a recruit] a single digit to get him to come there. It never felt right to me. It should be something earned. It's really just who do we want our players to say 'this is a guy who represents everything it means to be a Husker. He's tough, he's hard working, he's competitive'. It's not a popularity contest, it's an opportunity for our team to say these are the guys that embody everything it means to be a Husker."

- The 10 players listed below were selected by their teammates to be worthy of having a single-digit number this season. **Marques Buford Jr.**, **Malcolm Hartzog Jr.** are wearing a single-digit number for the second straight year while senior defensive back **DeShon Singleton** is in No. 8 for a third straight year. The other seven players earned a single-digit for the first time.

NEBRASKA SINGLE-DIGIT JERSEY PLAYERS

- | | |
|---------------------------------|----------------------------------|
| » No. 0 Javin Wright, LB | » No. 5 Riley Van Poppel, DL |
| » No. 1 Ceyair Wright, DB | » No. 6 Dane Key, WR |
| » No. 2 Jacory Barney Jr., WR | » No. 7 Malcolm Hartzog Jr., DB* |
| » No. 3 Marques Buford Jr., DB* | » No. 8 DeShon Singleton, DB* |
| » No. 4 Janiran Bonner, WR | » No. 9 Vincent Shavers Jr., LB |

**also wore a single-digit jersey during the 2024 season*

12 PLAYING 2025 SEASON AS COLLEGE GRADUATES

A dozen Huskers are playing this season as college graduates, including nine players who earned their degrees from Nebraska and three players who joined the Husker program as graduate transfers. Seven additional Huskers are on track to earn their degrees in December.

NEBRASKA GRADUATES

- | | |
|----------------------|------------------------|
| » Michael Booker III | » Elijah Jeudy |
| » Derek Branch | » Henry Lutovsky |
| » Marques Buford Jr. | » Teddy Prochazka |
| » Turner Corcoran | » Rocco Spindler |
| » Heinrich Haarberg | » Marques Watson-Trent |
| » Jalyn Gramstad | » Javin Wright |

NEBRASKA AMONG TOP ALL-TIME PROGRAMS

Nebraska is playing its 136th football season this fall, and the Huskers have historically been one of the top programs in college football history.

- NU ranks eighth in NCAA history with 929 wins and ninth with 54 all-time bowl game appearances.
- The Huskers have won five national titles. Nebraska's four AP national championships (1970, 1971, 1994, 1995) rank seventh all-time and NU's four coaches poll titles (1971, 1994, 1995, 1997) rank fifth.
- Nebraska's 46 conference titles rank second in NCAA history.

HUSKERS ALSO EXCEL IN THE CLASSROOM

In addition to being one of the winningest and most successful program in NCAA history, the Nebraska football program has also led the way in the classroom.

- Nebraska football has produced more Academic All-Americans (108) and more NCAA Impact Award (formerly Top Ten) winners (9) than any other team in any sport in NCAA history.
- Nebraska led the Big Ten with 73 Academic All-Big Ten selections for the 2024 season.
- Following the 2025 spring semester, the cumulative grade-point average for all members of the Nebraska football team was 3.304, the highest in recorded history.

NEBRASKA FOOTBALL FACTS

HISTORY

Season of Football.....	136th
All-Time Games Played	1,400
National Ranking in All-Time Wins	8th
All-Time Bowl Appearances	54
National Ranking in Bowl Appearances	9th

CHAMPIONSHIPS

National Championships	5
Back-to-Back National Championships	2
Undefeated Seasons	11
Perfect Seasons	9
Conference Championships	46

RECORD BREAKDOWN

All-Time Record	929-431-40
All-Time Bowl Record	27-27
Home Games	567-176-20
Memorial Stadium	440-153-13
Record in August	16-3-0
Record in September	189-57-6
Record in October	373-154-19
Record in November	311-181-15
Record in December	25-15-0
Record in January	14-21-0
Record in February	1-0-0
In Overtime.....	8-9
At Night.....	109-50-3
When Scoring 35+ Points.....	382-11
When Allowing 10 Points or Less ...	587-47-29
vs. Big Ten Teams	135-137-9
» In Big Ten Play (since 2011)	55-69
» Home.....	30-31
» Away.....	25-36
» Neutral	0-2
vs. Ranked Teams	106-149-3
» Home.....	52-51-0
» Away.....	28-70-3
» Neutral	26-28-0
» vs. No. 1 Team.....	1-10-0
» as No. 1 Team	46-7-1

STREAKS

Consecutive Games Scoring a Point	370
Consecutive Home Games Scoring a Point...	377
Consecutive Home Sellouts.....	407
Record in Sellout Streak	329-78
» vs. Ranked Teams.....	47-41

INDIVIDUAL HONORS

College Football Hall of Fame Players	20
College Football Hall of Fame Coaches.....	7
First-Team All-Americans	110
Unanimous All-Americans.....	54
Academic All-Americans*.....	108
NCAA Impact Award Winners*	9
Heisman Trophy Winners	3
Walter Camp Award Winners.....	3
Maxwell Trophy Winners	1
Outland Trophy Winners*.....	9
Lombardi Trophy Winners.....	5
Butkus Award Winners.....	1
Johnny Unitas Golden Arm Award Winners...	1
Davey O'Brien Award Winners	1
Rimington Award Winners.....	1
Bednarik Award Winners	1
Nagurski Trophy Winners	1
Retired Jerseys	25
First-Team All-Conference Selections	520

**Total leads the nation*

COACHING LEDGER

NEBRASKA (2023-25)

- Head Coach

CAROLINA PANTHERS (2020-22)

- Head Coach

BAYLOR (2017-2019)

- Head Coach

TEMPLE (2013-16)

- Head Coach

NEW YORK GIANTS (2012)

- Assistant Coach (Assistant OL)

TEMPLE (2006-11)

- Offensive Coordinator (TE)/
Recruiting Coordinator (2011)
- Offensive Coordinator (QB)
(2008-10)
- Assistant Coach (QB)/
Recruiting Coordinator (2007)
- Assistant Coach (DL) (2006)

WESTERN CAROLINA (2002-05)

- Assistant Head Coach (OL)/
Running Game Coordinator/
Special Teams (2005)
- Assistant Head Coach
(Special Teams/LB) (2003-04)
- Assistant Coach
(Special Teams/LB) (2002)

UCLA (2001)

- Assistant Coach (Assistant DL)

BUFFALO (1999-2000)

- Assistant Coach (DL) (2000)
- Assistant Coach (Assistant DL) (1999)

ALBRIGHT [PA.] COLLEGE (1998)

- Assistant Coach (LB)

HEAD COACHING RECORDS

YEAR	TEAM (ROLE)	RECORD
2013	Temple	2-10
2014	Temple	6-6
2015	Temple	10-4
2016	Temple	10-3
4 SEASONS		28-23
2017	Baylor	1-11
2018	Baylor	7-6
2019	Baylor	11-3
3 SEASONS		19-20
2020	Carolina Panthers	5-11
2021	Carolina Panthers	5-12
2022	Carolina Panthers	1-4
2+ SEASONS		11-27
2023	Nebraska	5-7
2024	Nebraska	7-6
2025	Nebraska	5-1
3 SEASONS		17-14
13 CAREER SEASONS		75-84
10 COLLEGE SEASONS		64-57

HEAD COACH MATT RHULE

2019 NATIONAL COACH OF THE YEAR



- 3RD SEASON AT NEBRASKA
- 10TH COLLEGIATE SEASON
- 13TH CAREER SEASON

Matt Rhule has a proven track record as a program builder. In his first two collegiate head coaching jobs at Temple (2013-16) and Baylor (2017-19), Rhule led both the Owls and the Bears to their most victories in school history in just his third season. He also took both teams to the conference championship game in year three.

Rhule took Temple from two wins in his first season to a school-record 10 victories in both his third and fourth seasons with an appearance in the conference championship game both seasons. He then took Baylor from one win in his first season to a school-record 11 victories in his third season and an appearance in the Big 12 Championship Game and the Sugar Bowl.

At Nebraska, Rhule led Nebraska to a 7-6 record and a bowl victory in his second season in 2024, marking the Huskers' first winning record in eight years and first bowl win in nine years.

TAKING TEMPLE TO NEW HEIGHTS

In his tenure at Temple from 2013 to 2016, Rhule took the Owls to new heights.

- In Rhule's second season in 2014, Temple posted the program's first win over an SEC team since 1938, its first win over a ranked opponent in 16 seasons and the program's largest margin of victory in nearly 50 years.
- Rhule won 10 games in both 2015 and 2016. He is responsible for two of the three 10-win seasons in Temple's 125-year history.
- He also took the Owls to back-to-back bowl games in 2015 and 2016, the first time Temple played in a bowl in consecutive seasons.
- In 2015, Rhule led Temple to the American Athletic Conference Championship Game, the first conference title game in program history.
- The next season, Rhule guided the Owls to their second conference title in program history and the first in nearly 40 years.
- Temple has spent a total of 16 weeks ranked in the 88-year history of the Associated Press top-25 poll. More than half of those top-25 rankings (9) came under Rhule in 2015 and 2016.

AN ENCORE AT BAYLOR

At Temple, Rhule led the Owls to their highest season win total in program history, their first conference championship game appearance and an impressive run in the national rankings. He produced an encore by repeating each of those same feats in three seasons at Baylor.

- Baylor finished with 11 losses in Rhule's first season in 2017 but two years later, he guided the Bears to 11 wins in 2019. Baylor became the first Power Conference program to go from 11 losses to 11 wins in two or fewer seasons.
- Baylor won its final two games of the 2018 season and its first nine games of the 2019 campaign. The 11 straight victories marked the second-longest winning streak in school history, while Baylor's 9-0 start in 2019 was the best start in program history.
- In his third season in 2019, Rhule led Baylor to its most wins (11) in school history, the Bears advanced to their first Big 12 Championship Game and played in the Sugar Bowl for only the second time in program history.
- Baylor finished with a No. 13 ranking in 2019, its second-highest final ranking since 1951.

NEBRASKA COACHING STAFF



1ST YEAR

DANA HOLGORSEN OFFENSIVE COORDINATOR

- Has been the offensive coordinator at Nebraska, Texas Tech & Oklahoma State
- Average national rank of 2nd in passing, 3rd in total offense & 6th in scoring as a coordinator



2ND YEAR

JOHN BUTLER DEFENSIVE COORDINATOR

- Helped Nebraska rank in the top 20 nationally in total, scoring & rushing defense in 2024
- Has been the defensive coordinator at Nebraska & Penn State



3RD YEAR

E.J. BARTHEL RUNNING BACKS

- Helped Nebraska rank 2nd in the Big Ten in rushing in 2023
- Boasts Big Ten experience at Nebraska, Penn State and Rutgers



1ST YEAR

PHIL SNOW ASSOCIATE HEAD COACH

- Owns 28 years of experience as a defensive coordinator
- Boasts 8 years of NFL experience, including three seasons as an NFL defensive coordinator



4TH YEAR

DONOVAN RAIOLA OFFENSIVE LINE

- Helped Nebraska rank 2nd in the Big Ten in rushing in 2023
- Has coached the offensive lines at Nebraska, Notre Dame and with the Chicago Bears



1ST YEAR

TERRY BRADDEN DEFENSIVE LINE

- Helped the Kansas City Chiefs to five Super Bowls and three Super Bowl titles in eight years
- The Chiefs ranked in the top five in the NFL in scoring defense each of his final two seasons



3RD YEAR

MARCUS SATTERFIELD TIGHT ENDS

- In 2025, Thomas Fidone II became the first Husker tight end drafted in 23 seasons
- Boasts 14 years of experience as an offensive coordinator plus two seasons as a head coach



3RD YEAR

ROB DVORACEK LINEBACKERS

- 7 of his 8 coaching seasons have been spent at a Power Conference program or in the NFL
- Helped NU rank in the top 20 nationally in total & scoring defense each of his first two seasons



1ST YEAR

DAKIEL SHORTS JR. WIDE RECEIVERS

- Has coached wide receivers in the Big Ten, SEC & Big 12
- 7 of his 8 seasons have been as a member of Dana Holgorsen-coached offensive staff



1ST YEAR

PHIL SIMPSON OUTSIDE LINEBACKERS

- Returns to NU for his first season as an assistant coach after coaching at Florida State in 2024
- Helped Nebraska post its best statistical defense of the Big Ten era in 2023 in his first stint on staff



2ND YEAR

GLENN THOMAS CO-OFFENSIVE COORD. / QUARTERBACKS

- Dylan Raiola set Nebraska freshman records for passing yards and completion percentage in 2024
- 11 of his 17 seasons coaching in college have been as a solo or co-offensive coordinator



1ST YEAR

ADDISON WILLIAMS SECONDARY

- Owns 16 years of coaching experience and has coached in the Big Ten, Big 12 & SEC
- UCF led the Big 12 in pass defense in 2023 & ranked 7th nationally in pass efficiency defense in 2021



1ST YEAR

MIKE EKELER SPECIAL TEAMS COORDINATOR

- Tennessee ranked in the top 25 in punt & kickoff returns, net punting & blocked kicks under Ekeler
- Nebraska native has coached at 6 of the 12 winningest programs in college football history



3RD YEAR

COREY CAMPBELL HEAD FOOTBALL STRENGTH COACH

- Has been a strength coach in the NFL and in the Big Ten & Big 12
- His worked helped Nebraska win its first bowl game in nine years in 2024

2025 NEBRASKA SEASON NOTEBOOK

SCHEDULE NOTES

- Nebraska's schedule consisted of three non-conference games followed by nine Big Ten contests. In Big Ten Conference play, the Huskers will play Iowa, Maryland, Michigan, Michigan State, Minnesota, Northwestern, Penn State, UCLA and USC. Nebraska will not play Illinois, Indiana, Ohio State, Oregon, Purdue, Rutgers, Washington or Wisconsin.
- Nebraska plays three non-Saturday games, playing once on Thursday (Cincinnati) and twice on Friday (at Minnesota, Iowa). The Huskers are one of seven teams from a power conference who play three weekday games in 2025 (also Cal, Houston, Minnesota, North Carolina, North Carolina State and Rutgers).
- The 2025 season began with a win over Cincinnati in Kansas City. NU opened away from home for the fifth time in six seasons.
- After beginning conference play with consecutive home games, Nebraska will play four Big Ten road games in a span of six games. That includes back-to-back road games at Maryland and Minnesota just six days apart in October.
- Nebraska wraps up the regular season at home against Iowa the day after Thanksgiving (Nov. 28), the 36th straight year the Huskers will play on Black Friday.
- The Huskers will appear on multiple national television networks this season. Nebraska has already appeared or is set to appear on BTN, CBS, ESPN, FOX and FS1.

COACHING STAFF NOTES

- **Matt Rhule** is in his third season at Nebraska in 2025. Rhule is in his 13th season as a head coach after previously leading programs at Temple (2013-16) and Baylor (2017-19) along with an NFL stint as head coach of the Carolina Panthers (2020-22).
- Rhule owns a career record of 64-57 as a college head coach. He has a proven record as a program builder after taking on rebuilding projects at Temple, Baylor and Nebraska. Excluding his first season at each school, that record improves to 56-29.
- Rhule's college teams have taken a major step forward in his third season. Temple improved by four wins in Rhule's third season in 2014 and Baylor also improved by four wins in his third season in 2019. Rhule took both Temple and Baylor to the conference championship game in his third season.
- Nebraska features three new full-time coordinators this season. **Dana Holgorsen** is in his first full season as the Huskers' offensive coordinator after he served in that role for the final four games of the 2024 campaign. **John Butler** is in his first year as Nebraska's defensive coordinator after he coached the cornerbacks and was NU's defensive pass game coordinator in 2024. New to the staff is **Mike Ekeler**, who serves as special teams coordinator following a successful four-year run in the same role at Tennessee.

- Other new assistant coaches include: **Phil Snow** (associate head coach); **Terry Bradden** (defensive line); **Daikiel Shorts Jr.** (wide receivers); **Phil Simpson** (outside linebackers); and **Addison Williams** (secondary).

ROSTER NOTES

- Nebraska's roster features 125 players. Nearly three-quarters of the roster is comprised of underclassmen with almost half of the roster classified as freshmen.

HUSKER ROSTER CLASS BREAKDOWN

CLASS	TOTAL	% OF ROSTER
Freshmen*	56	45%
Sophomores	35	28%
Juniors	15	12%
Seniors	19	15%

*21 true freshmen and 35 redshirt freshmen

- The roster features 89 returning players and 36 newcomers. Nebraska returns a total of 10 starters and 38 letterwinners.
- Nebraska added 15 transfers and 21 true freshmen to its roster in 2025. Among the 15 transfers are 11 FBS transfers and four FCS transfers.
- Nine of Nebraska's FBS 11 transfers came from Power Conference programs (Alabama, Cal, Georgia, Kentucky, Mississippi State, Missouri, Notre Dame, Oklahoma and Purdue).
- The roster features players from 29 states and three foreign countries (Australia, Germany and New Zealand).
- Nebraska has had a letterwinner from 47 of the 50 states in its history, missing only Idaho, New Hampshire and Rhode Island.
- States with multiple players on the roster include: Nebraska (36), Texas (10), Missouri (7), California (6), Florida (6), Iowa (6), Pennsylvania (5), Arizona (4), Colorado (4), Georgia (4), Kansas (4), Louisiana (3), New Jersey (3), Hawaii (2), Illinois (2), Kentucky (2), Maryland (2), Michigan (2), Minnesota (2), Mississippi (2) and South Dakota (2).
- The states of Indiana, Montana, Nevada, North Dakota, New York, Tennessee, Utah and Wisconsin are each represented with one player on Nebraska's 2025 roster.
- The players who are wearing a single-digit jersey number (0-9) earned the right to wear that number through a team vote.

ACADEMIC NOTES

- A total of 12 Huskers are playing the 2025 season as graduates, including players who earned their degree at another institution before transferring to Nebraska.

HUSKERS WHO HAVE EARNED DEGREES

» Michael Booker III	» Elijah Jeudy
» Derek Branch	» Henry Lutovsky
» Marques Buford Jr.	» Teddy Prochazka
» Turner Corocran	» Rocco Spindler
» Heinrich Haarberg	» Marques Watson-Trent
» Jalyne Gramstad	» Javin Wright

HOME OF THE HUSKERS



Memorial Stadium celebrated its 100th year in 2023. In the fall of 1922, a drive for \$430,000 in stadium construction funds was undertaken by faculty, students, alumni and friends of the University.

The stadium was named Memorial Stadium to honor all Nebraskans who served in the Civil and Spanish-American Wars; the 751 Nebraskans who died in World War I; the 3,839 in World War II; the 225 in Korea; the 422 in Vietnam; and those in Iraq.

Construction was completed in a few more than 90 working days and Memorial Stadium was dedicated on Oct. 20, 1923, at the Homecoming game in which Nebraska was held to a scoreless tie by Kansas.

The field at Memorial Stadium was named Tom Osborne Field - after the Huskers' legendary Hall-of-Fame coach - in 1998, one year after Osborne's retirement following 25 years and 255 victories as head coach.

TOP 10 HOME CROWDS

RK.	DATE	OPPONENT	ATT.
1.	Sept. 20, 2014	Miami	91,585
2.	Sept. 14, 2013	UCLA	91,471
3.	Aug. 30, 2014	Fla. Atlantic	91,441
4.	Nov. 29, 2013	Iowa	91,260
5.	Sept. 27, 2014	Illinois	91,225
6.	Nov. 22, 2014	Minnesota	91,186
7.	Aug. 31, 2013	Wyoming	91,185
8.	Nov. 2, 2013	Northwestern	91,140
9.	Nov. 1, 2014	Purdue	91,107
10.	Oct. 25, 2014	Rutgers	91,088

TOP 5 SEASON ATTENDANCE

RK.	YEAR	GAMES	TOTAL	AVG.
1.	2014	7	638,744	91,249
2.	2013	8	727,466	90,933
3.	2016	7	631,402	90,200
4.	2015	7	629,986	89,998
5.	2017	7	628,583	89,798

LONGEST HOME WIN STREAKS

RK.	BEGAN	ENDED	WINS
1.	Oct. 19, 1991	Oct. 31, 1998	47
2.	Sept. 28, 1901	Oct. 20, 1906	33
3.	Nov. 27, 1998	Nov. 2, 2002	26
4.	Sept. 27, 1969	Nov. 23, 1972	23
5.	Oct. 3, 1981	Nov. 17, 1984	21

All streaks at Memorial Stadium, except for the 33-game streak from 1901 to 1906.

SCOUTING THE MINNESOTA GOPHERS



Minnesota enters Friday night with a 4-2 record, including a 2-1 mark against Big Ten foes after recording a 27-20 victory vs. Purdue last weekend.

The Gophers come in averaging 340.8 yards per game, with 228.5 yards per game through the air and 112.3 yards per game on the ground. Drake Lindsey has completed 113-of-188 passes for 1,284 yards, nine touchdowns and three interceptions. Le'meke Brockington has 23 receptions for 253 yards and two touchdowns, followed by Javon Tracy with 16 grabs for 253 yards and two scores. Fame Ijeboi leads the Gopher rushing attack with 225 yards and a touchdown on 48 carries, followed by Darius Taylor with 55 rushes for 205 yards on the year.

Defensively, Minnesota is allowing 308.3 yards per game and 21.2 points per game. Devon Williams leads the Gophers with 50 tackles, followed by Maverick Baranowski and Koi Perich with 42 and 35 stops, respectively. Anthony Smith has a team-high 6.5 tackles for loss and 4.5 sacks, while John Nestor has snagged a team-leading three interceptions through six games.

2025 MINNESOTA STAT LEADERS

RUSHING	ATT.	YDS	YPC	YPG	TD
Fame Ijeboi	48	225	4.7	45.0	1
Darius Taylor	55	205	3.7	51.3	0
Grant Washington	20	126	6.3	126.0	0

PASSING	CMP-ATT-INT	PCT	YDS	YPG	TD
Drake Lindsey	113-188-3	60.1	1,284	214.0	9

RECEIVING	REC.	YDS	YPC	YPG	TD
Le'meke Brockington	23	253	11.0	42.2	2
Javon Tracy	16	253	15.8	42.2	2
Jalen Smith	10	212	21.2	35.3	2
Darius Taylor	12	118	9.8	29.5	0

PUNTING	NO.	YDS	AVG	LG	I20	50+
Tom Weston	26	1,191	45.8	59	8	9

8/28	Buffalo	W, 23-10
9/6	Northwestern St.	W, 66-0
9/13	at Cal	L, 27-14
9/27	Rutgers	W, 31-28
10/4	at Ohio State	L, 42-3
10/11	Purdue	W, 27-20
10/17	Nebraska	7 PM
10/25	at Iowa	TBA
11/1	Michigan State	TBA
11/14	at Oregon	8 PM
11/22	at Northwestern	TBA
11/29	Wisconsin	TBA

PUNT RET.	NO.	YDS	AVG	TD
Koi Perich	10	80	8.0	0

KICK RET.	NO.	YDS	AVG	TD
Koi Perich	7	161	23.0	0

FIELD GOALS	FG-ATT	PCT	LG
Brady Denaburg	8-11	72.7	46

TACKLES	TACK	TFL	SCK
Devon Williams	50	4.5	1.5
Maverick Baranowski	42	3.0	1.0
Koi Perich	35	2.0	1.0
John Nestor	21	2.0	--
Kerry Brown	20	3.0	--
Za'quan Bryan	20	1.0	--

HEAD COACH INFORMATION



HEAD COACH
P.J. FLECK

- 9th Season at Minnesota (62-41 Record)
- 13th Career Season (92-63 Record)

P.J. Fleck is in his ninth season as the head coach at Minnesota.

In eight years, Fleck has recorded three seasons with nine wins or more. In 2019, Minnesota finished 11-2, the most wins for a Gopher team since 2019. Fleck was named the 2019 Big Ten Coach of the Year and was a National Coach of the Year Finalist.

Fleck came to Minnesota after spending four years as the head coach at Western Michigan, where he was 30-22 overall and 21-11 in the Mid-American Conference. The Broncos were 1-11 in his first year in 2013, but ended the 2016 season with a No. 12 ranking, a 13-1 record, a conference championship and a berth in the Cotton Bowl.

Prior to serving as a head coach, Fleck served as a wide receivers coach with the Tampa Bay Buccaneers (2012), Rutgers (2010-11), and Northern Illinois (2007-2009).

P.J. FLECK VS. NEBRASKA

Fleck will face Nebraska for the eighth time as a head coach on Friday. He holds a 6-1 record against the Big Red.

The Huskers last faced Fleck in 2023, when Nebraska visited Minneapolis. Fleck and the Gophers picked up a 13-10 victory over Nebraska in the season opener.

MINNESOTA INFORMATION

Minnesota has fielded a football team since 1882, and the Golden Gophers have tallied over 700 wins as a program. Minnesota has claimed seven national titles and 18 Big Ten Conference Championships.

The Gophers have made 24 bowl appearances, claiming 12 wins. Minnesota's last bowl game appearance came last season when the Gophers took on Virginia Tech in the Duke's Mayo Bowl, defeating the Hokies with a 24-10 victory.

- **First Year:** 1882
- **All-Time Record:** 745-560-44
- **Bowl Record:** 12-12
- **Conference Titles:** 7
- **National Titles:** 18
- **Stadium:** Huntington Bank Stadium
- **Capacity:** 50,805
- **Playing Surface:** FieldTurf
- **Location:** Minneapolis, Minn.
- **Enrollment:** 54,890
- **Colors:** Maroon & Gold



2025 STATISTICAL RANKING COMPARISON



NEB	NAT.	B1G	CATEGORY	B1G	NAT.	MINN
139.8	90th	11th	Rushing Offense	16th	114th	112.3
310.2	9th	2nd	Passing Offense	11th	68th	228.5
450.0	27th	5th	Total Offense	15th	104th	340.8
41.0	11th	4th	Scoring Offense	14th	76th	27.3
151.3	81st	17th	Rushing Defense	7th	28th	108.0
118.0	1st	1st	Pass Defense	9th	49th	200.3
269.3	14th	5th	Total Defense	8th	27th	308.3
18.7	30th	8th	Scoring Defense	11th	50th	21.2
47.1%	27th	7th	3rd-Down Offense	15th	81st	39.2%
26.6%	8th	3rd	3rd-Down Defense	11th	77th	39.2%
84.4%	72nd	13th	Red Zone Offense	15th	77th	83.3%
90.0%	106th	15th	Red Zone Defense	11th	72nd	85.0%
37.3	109th	16th	Net Punting	4th	32nd	41.92
14.78	16th	7th	Punt Returns	12th	95th	6.83
-1.00	2nd	1st	Punt Return Defense	14th	93rd	10.17
28.8	7th	1st	Kickoff Returns	14th	91st	18.5
14.87	15th	6th	Kick Return Defense	1st	6th	11.4
4.67	19th	12th	Penalties	3rd	5th	3.67
40.83	24th	13th	Penalty Yards	7th	10th	34.17
9	40th	7th	Turnovers Gained	4th	27th	10
6	36th	12th	Turnovers Lost	8th	21st	5
+0.50	41st	10th	Turnover Margin	4th	20th	+0.83

THE LAST TIME AN INDIVIDUAL...

OFFENSE

100 YARDS RUSHING

Nebraska: Emmett Johnson (176) at Maryland (Oct. 11, 2025)
Opponent: Justice Haynes (149), vs. Michigan (Sept. 20, 2025)

200 YARDS RUSHING

Nebraska: Ameer Abdullah (225), vs. Rutgers (Oct. 25, 2014)
Opponent: Braelon Allen (228), at Wisconsin (Nov. 20, 2021)

300 YARDS RUSHING

Nebraska: Roy Helu Jr. (307), vs. Missouri (Oct. 30, 2010)
Opponent: Melvin Gordon (408), at Wisconsin (Nov. 15, 2014)

4 RUSHING TOUCHDOWNS

Nebraska: Ameer Abdullah (4), at Northwestern (Oct. 18, 2014)
Opponent: Melvin Gordon (4), at Wisconsin (Nov. 15, 2014)

MORE THAN 4 RUSHING TOUCHDOWNS

Nebraska: Calvin Jones (6), at Kansas (Nov. 9, 1991)
Opponent: Chris Brown (6), at Colorado (Nov. 23, 2001)

300 YARDS PASSING

Nebraska: Dylan Raiola (308), vs. Michigan (Sept. 20, 2025)
Opponent: Grayson James (301), vs. Boston College (Dec. 28, 2024)

400 YARDS PASSING

Nebraska: Tanner Lee (431), at Purdue (Oct. 28, 2017)
Opponent: Kyle Vantrease (409), Georgia Southern (Sept. 10, 2022)

500 YARDS PASSING

Nebraska: Joe Ganz (510), vs. Kansas State (Nov. 10, 2007)
Opponent: Tim Rattay (590), vs. Louisiana Tech (Aug. 29, 1998)

30 COMPLETIONS

Nebraska: Dylan Raiola (30), vs. Michigan (Sept. 20, 2025)
Opponent: Shedeur Sanders (31), at Colorado (Sept. 9, 2023)

40 COMPLETIONS

Nebraska: Never Happened
Opponent: Clayton Thorson (41), at Northwestern (Oct. 13, 2018)

4 PASSING TOUCHDOWNS

Nebraska: Dylan Raiola (4), at Maryland (Oct. 11, 2025)
Opponent: Luke Altmyer (4), vs. Illinois (Sept. 20, 2024)

MORE THAN 4 PASSING TOUCHDOWNS

Nebraska: Joe Ganz (7), vs. Kansas St. (Nov. 10, 2007)
Opponent: J.T. Barrett (5), vs. Ohio State (Oct. 14, 2017)

TD PASS BY A NON-QUARTERBACK

Nebraska: De'Mornay Pierson-El (WR), at Northwestern (Oct. 18, 2014)
Opponent: Brayden Willis (TE), vs. Oklahoma (Sept. 17, 2022)

10 RECEPTIONS

Nebraska: Trey Palmer (10), vs. Oklahoma (Sept. 17, 2022)
Opponent: Travis Hunter (10), vs. Colorado (Sept. 7, 2024)

100 RECEIVING YARDS

Nebraska: Nyjah Hunter (125), at Maryland (Oct. 11, 2025)
Opponent: Vinny Anthony II (137), vs. Wisconsin (Nov. 23, 2024)

200 RECEIVING YARDS

Nebraska: Trey Palmer (237), at Purdue (Oct. 15, 2022)
Opponent: Jaxon Smith-Njigba (240), vs. Ohio State (Nov. 6, 2021)

3 RECEIVING TOUCHDOWNS

Nebraska: Brandon Kinnie (3), at Oklahoma State (Oct. 23, 2010)
Opponent: Dezmon Briscoe (3), at Kansas (Nov. 3, 2007)

500 TOTAL OFFENSE YARDS

Nebraska: Joe Ganz (521), at Colorado (Nov. 23, 2007)
Opponent: Tim Rattay (568), vs. Louisiana Tech (Aug. 29, 1998)

LONG OFFENSIVE PLAYS

60-69 YARD RUN

Nebraska: Trey Palmer (60), at Purdue (Oct. 15, 2022)
Opponent: Dillon Gabriel (61), vs. Oklahoma (Sept. 17, 2022)

70-79 YARD RUN

Nebraska: Josh Fleeks (74, TD), vs. Michigan (Sept. 30, 2023)
Opponent: Justice Haynes (75, TD), vs. Michigan (Sept. 20, 2025)

80-89 YARD RUN

Nebraska: Zavier Betts (83, TD), vs. Northwestern (Oct. 2, 2021)
Opponent: Jonathan Taylor (88, TD), at Wisconsin (Oct. 6, 2018)

90-99 YARD RUN

Nebraska: Taylor Martinez (92, TD), at UCLA (Sept. 8, 2012)
Opponent: Eli Roberson (91, TD), vs. Kansas St. (Nov. 16, 2002)

60-69 YARD PASS

Nebraska: Raiola to Hunter (64, TD), at Maryland (Oct. 11, 2025)
Opponent: Howard to Smith (60), at Ohio State (Oct. 26, 2024)

70-79 YARD PASS

Nebraska: Haarberg to Lloyd (73, TD), vs. Purdue (Oct. 28, 2023)
Opponent: Stratton to Johnson (72), at Iowa (Nov. 29, 2024)

80-89 YARD PASS

Nebraska: Thompson to Palmer (87, TD), at Iowa (Nov. 25, 2022)
Opponent: Plummer to Bell (89, TD), at Purdue (Dec. 5, 2020)

90-99 YARD PASS

Nebraska: Armstrong Jr. to Enunwa (99, TD), vs. Georgia (Jan. 1, 2014)
Opponent: Montez to Nixon (96, TD), at Colorado (Sept. 7, 2019)

DEFENSE

15 TACKLES

Nebraska: Luke Reimer (15), vs. Northwestern (Aug. 27, 2022)
Opponent: Dorian Hopkins (16), UTEP (Aug. 31, 2024)

20 TACKLES

Nebraska: Lee Kunz (23), at Oklahoma (Nov. 25, 1977)
Opponent: Ryan Greenhagen (31), Fordham (Sept. 4, 2021)*
 *-opponent school record

3.0 OR MORE SACKS

Nebraska: Randy Gregory (3.0), at Michigan (Nov. 9, 2013)
Opponent: Mustaf Johnson (3.0), at Colorado (Sept. 7, 2019)

5 OR MORE TFLs

Nebraska: Ciente Evans (5), vs. Northwestern (Nov. 2, 2013)
Opponent: A.J. Epenesa (5), Iowa (Nov. 29, 2019)

5 PASS BREAKUPS

Nebraska: Dicaprio Bootle (5), at Michigan (Sept. 22, 2018)
Opponent: Never Happened

2 INTERCEPTIONS

Nebraska: DeShon Singleton (2), vs. Michigan State (Oct. 4, 2025)
Opponent: Tarheed Still (2), and Dante Trader Jr. (2) vs. Maryland (Nov. 11, 2023)

MORE THAN 2 INTERCEPTIONS

Nebraska: Matt O'Hanlon (3), vs. Oklahoma (Nov. 7, 2009)
Opponent: Anthony Brown (3), at Purdue (Oct. 31, 2015)

RETURNED AN INTERCEPTION FOR A TOUCHDOWN

Nebraska: Ceyair Wright (45 yards), at USC (Nov. 16, 2024)
Opponent: Dontay Joyner (67 yards), at Maryland (Oct. 11, 2025)

RETURNED A FUMBLE FOR A TOUCHDOWN

Nebraska: Williams Nwaneri (29 yards) vs. Houston Christian (Sept. 13, 2025)
Opponent: Kydran Jenkins (55 yards) vs. Purdue (Oct. 28, 2023)

SPECIAL TEAMS

PUNT RETURN TOUCHDOWN

Nebraska: JD Spielman (76 yds), vs. South Alabama (Aug. 31, 2019)
Opponent: Jayden Reed (62 yards), at Michigan State (Sept. 25, 2021)

KICKOFF RETURN TOUCHDOWN

Nebraska: JD Spielman (99 yds), vs. Arkansas St. (Sept. 2, 2017)
Opponent: Stephen Bracey (91 yards), at Wisconsin (Nov. 20, 2021)

BLOCKED PUNT

Nebraska: Jamir Conn (1), vs. Michigan State (Oct. 4, 2025)
Opponent: Flip Dixon (1), Jamier Wright-Collins (1) vs. Rutgers (Oct. 5, 2024)

BLOCKED PUNT RETURNED FOR TOUCHDOWN

Nebraska: Carter Nelson (3 yards), vs. Michigan State (Oct. 4, 2025)
Opponent: Kyler Fisher (14 yds), vs. Iowa (Nov. 26, 2021)

BLOCKED PUNT FOR A SAFETY

Nebraska: Marquel Dismuke (1), vs. Illinois (Nov. 10, 2018)
Opponent: Keandre Jones (1), vs. Ohio St. (Nov. 3, 2018)

BLOCKED FIELD GOAL

Nebraska: Riley Van Poppel (1) vs. Akron (Sept. 6, 2025)
Opponent: Joe Anderson (1) and Damarjhe Lewis (1) at Purdue (Sept. 28, 2024)

BLOCKED FG RETURNED FOR TOUCHDOWN

Nebraska: Quinton Newsome (68 yards), vs. Purdue (Oct. 28, 2023)
Opponent: Never Happened

THE LAST TIME A TEAM...

OFFENSE

300 YARDS RUSHING

Nebraska: vs. Louisiana Tech, Sept. 23, 2023 (312)
Opponent: vs. Oklahoma, Sept. 17, 2022 (312)

400 YARDS RUSHING

Nebraska: vs. Northwestern, Oct. 2, 2021 (427)
Opponent: at Minnesota, Nov. 11, 2017 (409)

500 YARDS RUSHING

Nebraska: at Baylor, Oct. 13, 2001 (641)
Opponent: at Wisconsin, Nov. 15, 2014 (581)

300 YARDS PASSING

Nebraska: vs. Michigan, Sept. 20, 2025 (308)
Opponent: vs. Boston College, Dec. 28, 2024 (301)

400 YARDS PASSING

Nebraska: vs. Akron, Sept. 6, 2025 (494)
Opponent: Georgia Southern, Sept. 10, 2022 (409)

500 YARDS PASSING

Nebraska: vs. Kansas State, Nov. 10, 2007 (519)
Opponent: Louisiana Tech, Aug. 29, 1998 (590)

600 YARDS OF OFFENSE

Nebraska: vs. Akron, Sept. 6, 2025 (728)
Opponent: at Purdue, Oct. 15, 2022 (606)

700 YARDS OF OFFENSE

Nebraska: vs. Akron, Sept. 6, 2025 (728)
Opponent: Never accomplished

50 POINTS

Nebraska: vs. Houston Christian, Sept. 13, 2025 (Nebraska won, 59-7)
Opponent: at Indiana, Oct. 19, 2024 (Indiana won, 56-7)

60 POINTS

Nebraska: vs. Akron, Sept. 6, 2025 (Nebraska won, 68-0)
Opponent: at Ohio State, Nov. 5, 2016 (Ohio State won 62-3)

TWO 100-YARD RUSHERS

Nebraska: vs. Louisiana Tech, Sept. 23, 2023 (Haarberg, Grant)
Opponent: Illinois, Nov. 21, 2020 (Epstein, Brown)

THREE 100-YARD RUSHERS

Nebraska: vs. Minnesota, Oct. 20, 2018 (Ozigbo, Martinez, Washington)
Opponent: Wisconsin, Dec. 1, 2012 (Gordon, Ball, White)

TWO 100-YARD RECEIVERS

Nebraska: at Wisconsin, Nov. 20, 2021 (Allen, Toure)
Opponent: at Ohio State, Oct. 24, 2020 (Wilson, Olave)

DEFENSE

POSTED A SHUTOUT

Nebraska: vs. Akron, Sept. 6, 2025 (68-0)
Opponent: at Arizona State, Sept. 21, 1996 (19-0)

RECORDED A DEFENSIVE SAFETY

Nebraska: vs. Akron, Sept. 6, 2025 (68-0)
Opponent: at Minnesota, Oct. 16, 2021 (23-30)

2 DEFENSIVE TOUCHDOWNS

Nebraska: vs. South Alabama, Aug. 31, 2019 (1 IR, 1 fumble return)
Opponent: Northern Illinois, Sept. 16, 2017 (2 interception returns)

4 INTERCEPTIONS

Nebraska: vs. Wyoming, Sept. 10, 2016 (5)
Opponent: Maryland, Nov. 11, 2023 (4)

15 TFLs

Nebraska: at Michigan, Nov. 9, 2013 (16)
Opponent: at Michigan, Sept. 22, 2018 (15)

7 OR MORE SACKS

Nebraska: vs. Northwestern, Oct. 21, 2023 (8)
Opponent: vs. Michigan, Sept. 20, 2025 (7)

15 PASS BREAKUPS

Nebraska: vs. Kansas, Oct. 2, 2004 (17)
Opponent: Never Happened

MISCELLANEOUS

SAFETY OF ANY KIND

Nebraska: TFL in End Zone vs. Akron (Sept. 6, 2025)
Opponent: Sack in End Zone by Minnesota (Oct. 16, 2021)

WAS NOT PENALIZED

Nebraska: at Michigan State, Nov. 4, 2023
Opponent: Michigan, Sept. 30, 2023

OVERCAME A HALFTIME DEFICIT TO WIN

Nebraska: at Rutgers, Oct. 7, 2022 (trailed 13-0, won 14-13)
Opponent: at Iowa, Nov. 29, 2024 (trailed 10-0, won 13-10)

WON WHEN TRAILING AFTER 3 QUARTERS

Nebraska: at Maryland, Oct. 11, 2025 (trailed 31-24, won 34-31)
Opponent: at Iowa, Nov. 29, 2024 (trailed 10-3, won 13-10)

OVERTIME GAME

vs. Illinois, Sept. 20, 2024 (Illinois won 31-24)

NEBRASKA OVERTIME WIN

at Iowa, Nov. 28, 2014 (Nebraska won 37-34)

NUMERICAL ROSTER

NO.	NAME	POS.
0	Javin Wright	LB
1	Ceyair Wright	DB
2	Jacory Barney Jr.	WR
3	Marques Buford Jr.	DB
4	Janiran Bonner	WR
5	Riley Van Poppel	DL
6	Dane Key	WR
7	Malcolm Hartzog Jr.	DB
8	DeShon Singleton	DB
9	Vincent Shavers Jr.	LB
10	Heinrich Haarberg	TE
10	Andrew Marshall	DB
11	Demitrius Bell	WR
11	Cameron Lenhardt	DL
11	Bode Soukup	QB
12	Jalyn Gramstad	QB
12	Justyn Rhett	DB
13	Jamir Conn	DB
13	Nyziah Hunter	WR
14	TJ Lateef	QB
14	Amare Sanders	DB
15	Dasan McCullough	LB
15	Dylan Raiola	QB
16	Marcos Davila	QB
16	Elijah Jeudy	DL
17	Luke Longval	QB
17	Willis McGahee IV	LB
18	Quinn Clark	WR
18	Larry Tarver Jr.	DB
19	Cortez Mills Jr.	WR
19	Kahmir Prescott	DB
21	Rex Guthrie	DB
21	Emmett Johnson	RB
22	Isaiah Mozee	RB
22	Maverick Noonan	DL
23	Conor Booth	RB
23	Blye Hill	DB
24	Derek Branch	DB
24	Jamarion Parker	RB
25	Jeremiah Charles	DB
26	Roman Mangini	WR
26	Brice Turner	DB
28	Caleb Benning	DB
28	Kwinten Ives	RB
29	Carter Nelson	TE
29	Braylen Prude	DB
30	Tristan Alvano	PK
30	Vincent Genatone	RB
31	Mario Buford	DB
32	Trent Uhlir	LB
32	Kenneth Williams	RB
33	Marques Watson-Trent	LB
34	Preston Okafor	DB
35	Mekhi Nelson	RB
36	Rowdy Bauer	WR
37	Donovan Jones	DB
37	Kamdyn Koch	P
38	Thomas D'Onofrio	DB
39	Bryson Webber	DB
40	Dawson Merritt	LB
41	Tanner Terch	DB
42	Derek Wacker	LB

2025 NEBRASKA FOOTBALL ROSTER

NO.	NAME	POS.	HT.	WT.	YR.	HOMETOWN (HIGH SCHOOL/COLLEGE)
30	* Alvano, Tristan	PK	6-1	210	So.	Omaha, Neb. (Westside)
2	** Barney Jr., Jacory	WR	6-0	170	So.	Florida City, Fla. (Palmetto)
36	Bauer, Rowdy	WR	5-11	195	RFr.	Norfolk, Neb. (Norfolk)
11	Bell, Demetrius	WR	6-0	195	So.	Nashville, Tenn. (McGavock)
28	Benning, Caleb	DB	5-11	200	RFr.	Omaha, Neb. (Westside)
4	** Bonner, Janiran	WR	6-2	225	Jr.	Ellenwood, Ga. (Cedar Grove)
43	* Booker III, Michael	LB	6-1	230	Sr.	Grand Prairie, Texas (South Grand Prairie)
23	Booth, Conor	RB	6-0	215	Fr.	Wahoo, Neb. (Bishop Neumann)
54	* Bower, Jacob	LB	6-1	220	So.	Rancho Santa Margarita, Calif. (Santa Margarita Catholic)
24	* Branch, Derek	DB	5-11	195	Sr.	Lincoln, Neb. (Southeast)
78	Brandl, Jacob	OL	6-3	310	So.	Omaha, Neb. (Creighton Prep)
66	Brix, Grant	OL	6-6	315	RFr.	Logan, Iowa (Logan-Magnolia)
31	* Buford, Mario	DB	6-0	185	So.	Chicago, Ill. (DeSoto [Texas])
3	*** Buford Jr., Marques	DB	5-11	190	Sr.	Chicago, Ill. (Trinity Christian [Texas]/St. Thomas More [Conn.] Prep)
88	Carpenter, Jackson	WR	6-1	200	Fr.	Lincoln, Neb. (Southwest)
25	* Charles, Jeremiah	DB	6-0	175	So.	Fort Worth, Texas (Arlington Martin)
18	Clark, Quinn	WR	6-5	210	RFr.	Bozeman, Mont. (Gallatin)
13	Conn, Jamir	DB	5-11	180	Jr.	Kansas City, Mo. (Lee's Summit North/Southern Illinois)
98	Connealy, Conor	DL	6-4	260	So.	Elkhorn, Neb. (Mount Michael Benedictine)
69	*** Corcoran, Turner	OL	6-6	310	Sr.	Lawrence, Kan. (Free State)
91	Cunanan, Kyle	PK	5-10	180	So.	Phoenix, Ariz. (Sunnyslope/Charlotte/Cal)
38	D'Onofrio, Thomas	DB	6-1	185	RFr.	Middleton, Wis. (Middleton)
69	Davidson, Landen	DL	6-4	305	RFr.	Broomfield, Colo. (Broomfield)
16	Davila, Marcos	QB	6-2	235	RFr.	Midland, Texas (Legacy/Purdue)
97	* Davis, Keona	DL	6-5	275	So.	Tucson, Ariz. (Salpointe Catholic)
45	Dickey, Izaac	RB	5-10	220	RFr.	Stromsburg, Neb. (Cross County)
55	Duda, Ethan	LB	6-5	250	RFr.	Omaha, Neb. (Elkhorn South)
48	Echternach, Cayden	TE	6-4	260	So.	Bennington, Neb. (Bellevue West)
51	** Evans, Justin	OL	6-2	315	Jr.	East Orange, N.J. (Irvington)
70	Fennessy, Nolan	OL	6-4	300	RFr.	Norfolk, Neb. (Norfolk Catholic)
94	* Flege, Aidan	LS	6-2	225	Sr.	Lincoln, Neb. (Southeast/Iowa Western CC)
46	Gallic, Kevin	LS	5-11	240	Sr.	Warren, N.J. (Lewiston/New Hampshire)
30	* Genatone, Vincent	RB	6-0	225	Jr.	North Platte, Neb. (North Platte/Montana)
90	George, Jaylen	DL	6-3	285	Jr.	Suwanee, Ga. (Collins Hill/East Tennessee State)
86	* Goldman, Mason	DL	6-5	270	So.	Gretna, Neb. (Gretna)
77	* Gottula, Gunnar	OL	6-6	305	So.	Lincoln, Neb. (Southeast)
45	Gradney, Roger	LB	6-0	225	RFr.	Lake Charles, La. (Rice Consolidated [Texas])
12	Gramstad, Jalyn	QB	6-0	200	Sr.	Lester, Iowa (West Lyon/Northwestern College)
21	Guthrie, Rex	DB	6-1	200	RFr.	Littleton, Colo. (Heritage)
10	** Haarberg, Heinrich	TE	6-5	230	Sr.	Kearney, Neb. (Kearney Catholic)
79	Hammerbeck, Shawn	OL	6-6	265	Fr.	Hamill, S.D. (Winner)
7	*** Hartzog Jr., Malcolm	DB	5-9	185	Sr.	Silver Creek, Miss. (Jefferson Davis County)
23	Hill, Blye	DB	6-4	195	So.	Baltimore, Md. (Mount St. Joseph/Saint Francis)
53	Höffken, David	DL	6-7	285	RFr.	Kiel, Germany
90	* Hohl, John	PK	6-0	195	So.	Lincoln, Neb. (Southwest/Iowa Western CC)
13	Hunter, Nyziah	WR	6-1	205	So.	Salinas, Calif. (Salinas/California)
82	Ingwersen, Eric	TE	6-7	255	RFr.	Papillion, Neb. (Papillion-La Vista)
28	* Ives, Kwinten	RB	6-3	215	So.	Beverly, N.J. (Palmyra)
16	** Jeudy, Elijah	DL	6-3	300	Sr.	Philadelphia, Pa. (Northeast/Texas A&M)
21	** Johnson, Emmett	RB	5-11	200	Jr.	Minneapolis, Minn. (Academy of Holy Angels)
50	Jones, Christian	LB	6-2	235	Fr.	Elkhorn, Neb. (Westside)
37	Jones, Donovan	DB	6-1	200	RFr.	Omaha, Neb. (North)
80	Jones, Jeremiah	WR	6-4	225	Fr.	Murray, Ky. (Murray)
67	Ka'aha'aina-Torres, Houston	OL	6-3	300	Fr.	Waimanalo, Hawaii (Saint Louis)
6	Key, Dane	WR	6-3	210	Sr.	Lexington, Ky. (Frederick Douglass/Kentucky)
49	King, Danny	TE	6-4	245	RFr.	Bloomington, Minn. (Jefferson)
75	** Knaak, Tyler	OL	6-6	325	Jr.	Cottonwood Heights, Utah (Brighton/Utah)
74	Knutson, Brock	OL	6-7	310	So.	Scottsbluff, Neb. (Scottsbluff)
37	Koch, Kamdyn	P	6-2	200	RFr.	Westminster, Md. (Winters Mill)
14	Lateef, TJ	QB	6-1	200	Fr.	Compton, Calif. (Orange Lutheran)
92	Lefotu, Sua	DL	6-3	300	So.	Bellflower, Calif. (St. John Bosco)
11	** Lenhardt, Cameron	DL	6-3	270	Jr.	Staten Island, N.Y. (IMG [Fla.] Academy)
44	** Lindenmeyer, Luke	TE	6-3	250	Jr.	La Vista, Neb. (Papillion-La Vista)
17	Longval, Luke	QB	6-2	215	Jr.	Sioux City, Iowa (East/Iowa Western CC)
59	*** Lutovsky, Henry	OL	6-6	320	Sr.	Crawfordsville, Iowa (Mount Pleasant)
76	* Maciejczak, Jason	OL	6-3	310	So.	Pierre, S.D. (T.F. Riggs)
26	Mangini, Roman	WR	5-10	170	Jr.	Mesa, Ariz. (Desert Ridge)
56	Marks, Julian (Juju)	OL	6-4	310	Fr.	Olathe, Kan. (South)
87	Markway, Mac	TE	6-4	250	So.	St. Louis, Mo. (De Smet Jesuit/LSU)
10	Marshall, Andrew	DB	6-0	190	Jr.	Eastvale, Calif. (Eleanor Roosevelt/Idaho)
15	McCullough, Dasan	LB	6-5	235	Sr.	Kansas City, Kan. (Bloomington [Ind.] South/Indiana/Oklahoma)
17	* McGahee IV, Willis	LB	6-1	240	So.	Miami, Fla. (Christopher Columbus)
40	Merritt, Dawson	LB	6-3	225	Fr.	Stilwell, Kan. (Blue Valley)

81	Miller, Hayes	WR	6-0	200	So.	Shawnee, Kan. (Mill Valley/Coffeyville CC)
19	Mills Jr., Cortez	WR	6-0	185	Fr.	Homestead, Fla. (Homestead)
56	Mooberry, Pierce	LB	6-3	220	Fr.	Omaha, Neb. (Millard North)
95	Moore, Gabe	DL	6-5	290	So.	Louisville, Miss. (Louisville/Mississippi State)
22	Mozee, Isaiah	RB	6-0	210	Fr.	Kansas City, Mo. (Lee's Summit North)
57	Murphy, Ashton	DL	6-5	275	RFr.	Elkhorn, Neb. (South)
29 *	Nelson, Carter	TE	6-5	240	So.	Ainsworth, Neb. (Ainsworth)
35	Nelson, Mekhi	RB	6-0	195	RFr.	Wilkes-Barre, Pa. (Wilkes-Barre/St. Thomas More [Conn.] Prep)
22	Noonan, Maverick	DL	6-4	245	So.	Omaha, Neb. (Elkhorn South)
96	Nwaneri, Williams	DL	6-7	265	RFr.	Lee's Summit, Mo. (North/Missouri)
94	Ochoa, Jordan	LB	6-4	240	RFr.	Castle Rock, Colo. (Castle View)
34	Okafor, Preston	DB	6-2	190	RFr.	Omaha, Neb. (Westside)
24	Parker, Jamarion	RB	5-11	200	Fr.	St. Louis, Mo. (Cardinal Ritter)
99 *	Parrott, Dylan	DL	6-5	320	Jr.	Eldridge, Iowa (North Scott)
58	Peters, Jake	OL	6-3	300	RFr.	Cedar Falls, Iowa (Cedar Falls)
93	Pietrzak, Kade	DL	6-5	265	Fr.	West Fargo, N.D. (Sheyenne)
19	Prescott, Kahmir	DB	6-1	195	RFr.	Philadelphia, Pa. (Neumann Goretti)
57	Pritchett, Elijah	OL	6-6	325	Jr.	Columbus, Ga. (Carver/Alabama)
65 **	Prochazka, Teddy	OL	6-10	320	Sr.	Elkhorn, Neb. (South)
29	Prude, Braylen	DB	6-4	200	RFr.	Pearland, Texas (Shadow Creek)
72	Pyle, Gibson	OL	6-5	295	RFr.	Houston, Texas (Klein Cain)
15 *	Raiola, Dylan	QB	6-3	230	So.	Buford, Ga. (Buford)
12	Rhett, Justyn	DB	6-1	200	So.	Las Vegas, Nev. (Bishop Gorman/Georgia)
52	Rogers, Dylan	LB	6-3	240	So.	Cypress, Texas (Cypress Woods)
14	Sanders, Amare	DB	6-1	190	RFr.	Miami, Fla. (Gulliver Prep)
46	Schutt, Connor	WR	6-6	225	RFr.	Wahoo, Neb. (Bishop Neumann)
9 *	Shavers Jr., Vincent	LB	6-1	225	So.	Miami, Fla. (Miami Central)
49	Simpson, Malcolm	DL	6-3	285	Fr.	Hitchcock, Texas (Hitchcock)
8 ***	Singleton, DeShon	DB	6-3	210	Sr.	Greensburg, La. (St. Helena/Hutchinson [Kan.] CC)
84	Singleton Jr., DJ	WR	5-10	150	RFr.	Greensburg, La. (St. Helena/Lincoln [Neb.] East)
62	Sledge, Sam	OL	6-4	300	So.	Omaha, Neb. (Creighton Prep)
85	Smith, Keelan	WR	6-3	205	RFr.	Kansas City, Mo. (Liberty North)
11	Soukup, Bode	QB	6-2	205	RFr.	Blair, Neb. (Blair)
50	Spindler, Rocco	OL	6-5	320	Sr.	Clarkston, Mich. (Clarkston/Notre Dame)
47 *	Stenger, Gage	LB	6-2	220	Jr.	Omaha, Neb. (Millard South)
59 *	Stewart, Rahmir	LB	5-11	220	So.	Philadelphia, Pa. (Imhotep Institute)
63	Tapu, Brian	OL	6-5	295	Fr.	South Auckland, New Zealand (Salt Lake City [Utah] West)
18	Tarver Jr., Larry	DB	5-11	175	RFr.	Miami, Fla. (Norland)
68	Taumua, Preston	OL	6-4	325	RFr.	Waipahu, Hawaii (Waipahu)
41	Terch, Tanner	DB	6-1	190	Fr.	Littleton, Colo. (Heritage)
71	Terry, Tyson	DL	6-2	310	Fr.	Omaha, Neb. (North)
26	Turner, Brice	DB	6-1	205	So.	Bay City, Texas (Bay City)
32	Uhlir, Trent	LB	6-1	235	RFr.	Battle Creek, Neb. (Battle Creek)
5 *	Van Poppel, Riley	DL	6-5	295	So.	Argyle, Texas (Argyle)
48	VerMaas, Caden	DB	6-0	190	Fr.	Omaha, Neb. (Millard North)
42	Wacker, Derek	LB	6-1	230	RFr.	Yutan, Neb. (Yutan)
33	Watson-Trent, Marques	LB	5-11	225	Sr.	Pittsburgh, Pa. (Blackhawk/Georgia Southern)
39	Webber, Bryson	DB	6-3	190	Fr.	Missouri City, Texas (Ridge Point)
32	Williams, Kenneth	RB	5-9	190	So.	Detroit, Mich. (Lincoln [Neb.] High)
83	Wilson, Archie	P	6-2	215	Fr.	Frankston South, Victoria, Australia (Haileybury Prep)
1 *	Wright, Ceyair	DB	6-0	190	Sr.	Los Angeles, Calif. (Loyola/USC)
0 ***	Wright, Javin	LB	6-5	230	Sr.	Chandler, Ariz. (Hamilton)

Lettermen in Bold; *Indicates Letters Earned

PRONUNCIATION GUIDE

Rowdy Bauer.....BOW-er
 Janiran Bonner.....juh-NIGH-run
 Marques Buford Jr.....marr-KEESE
 Jamir Conn.....juh-MEER
 Conor Connealy.....kuh-KNEEL-ee
 Kyle Cunanan.....cue-NAN-unn
 Marcos Davila.....marr-KOSE DAH-vee-luh
 Thomas D'Onofrio.....duh-NOFF-ree-oh
 Aidan Flege.....FLEG-ee
 Kevin Gallic.....GAL-ick
 Vincent Genatone.....GINN-uh-tone
 Gunnar Gottula.....guh-TOO-luh
 Heinrich Haarberg.....HINE-rick HARR-burg
 David Hoffken.....DAW-vid HUFF-kinn
 John Hohl.....HOLE
 Nyzhiah Hunter.....nigh-ZAY-uh
 Eric Ingwersen.....ING-ger-sinn
 Elijah Jeudy.....JUDY
 Houston Ka'aha'aina-Torres...caw-AW-hah-HEY-nuh TORE-ess
 Tyler Knaak.....kuh-NOCK
 Brock Knutson.....kuh-NEWT-son

Kamdyn Koch.....COOK
 Sua Lefotu.....leh-FOE-too
 Henry Lutovsky.....loo-TAUV-skee
 Jason Maciejczak.....muh-CHAY-chock
 Dasan McCullough...duh-SONN muh-CULL-uh
 Isaiah Mozee.....MO-zee
 Williams Nwaneri.....wuh-NAIR-ee
 Jordan Ochoa.....oh-CHO-uh
 Kade Pietrzak.....PET-chock
 Teddy Prochazka.....pro-HAH-skuh
 Dylan Raiola.....rye-OLE-uh
 Amare Sanders.....uh-MAR-ee
 DeShon Singleton.....dee-SHAWN
 Bode Soukup.....SOAK-up
 Gage Stenger.....STANG-er
 Brian Tapu.....TAW-poo
 Preston Taumua.....taw-uh-MOO-uh
 Trent Uhlir.....YOU-lurr
 Marques Watson-Trent.....mar-KWESS
 Ceyair Wright.....cee-AIR
 Javin Wright.....JAY-vinn

NUMERICAL ROSTER

43	Michael Booker III	LB
44	Luke Lindenmeyer	TE
45	Izaac Dickey	RB
45	Roger Gradney	LB
46	Kevin Gallic	LS
46	Connor Schutt	WR
47	Gage Stenger	LB
48	Cayden Echternach	TE
48	Caden VerMaas	DB
49	Danny King	TE
49	Malcolm Simpson	DL
50	Christian Jones	LB
50	Rocco Spindler	OL
51	Justin Evans	OL
52	Dylan Rogers	LB
53	David Höffken	DL
54	Jacob Bower	LB
55	Ethan Duda	LB
56	Julian (Juju) Marks	OL
56	Pierce Mooberry	LB
57	Ashton Murphy	DL
57	Elijah Pritchett	OL
58	Jake Peters	OL
59	Henry Lutovsky	OL
59	Rahmir Stewart	LB
62	Sam Sledge	OL
63	Brian Tapu	OL
65	Teddy Prochazka	OL
66	Grant Brix	OL
67	Houston Ka'aha'aina-Torres	OL
68	Preston Taumua	OL
69	Turner Corcoran	OL
69	Landen Davidson	DL
70	Nolan Fennessy	OL
71	Tyson Terry	DL
72	Gibson Pyle	OL
74	Brock Knutson	OL
75	Tyler Knaak	OL
76	Jason Maciejczak	OL
77	Gunnar Gottula	OL
78	Jacob Brandl	OL
79	Shawn Hammerbeck	OL
80	Jeremiah Jones	WR
81	Hayes Miller	WR
82	Eric Ingwersen	TE
83	Archie Wilson	P
84	DJ Singleton Jr.	WR
85	Keelan Smith	WR
86	Mason Goldman	DL
87	Mac Markway	TE
88	Jackson Carpenter	WR
90	Jaylen George	DL
90	John Hohl	PK
91	Kyle Cunanan	PK
92	Sua Lefotu	DL
93	Kade Pietrzak	DL
94	Aidan Flege	LS
94	Jordan Ochoa	LB
95	Gabe Moore	DL
96	Williams Nwaneri	DL
97	Keona Davis	DL
98	Conor Connealy	DL
99	Dylan Parrott	DL

CAREER STARTS - OFFENSE

PLAYER	'20	'21	'22	'23	'24	'25	ALL
Key	-	-	12^	12^	11^	6	41
Corcoran	1	11	12	7	4	0	35
Spindler	-	0*	0*	10*	13*	6	29
Evans	-	-	0	5	13	6	24
Lutovsky	-	0	2	2	11	6	21
Raiola	-	-	-	-	13	6	19
E. Johnson	-	-	0	6	5	6	17
Prochazka	-	2	3	6	0	4	15
Gottula	-	-	-	0	9	6	15
Hunter	-	-	-	0%	8%	6	14
Pritchett	-	-	0#	0#	12#	2	14
Lindenmeyer	-	-	0	5	2	6	13
Barney Jr.	-	-	-	-	4	6	10
Haarberg	-	0	0	8	1	0	9
Bonner	-	-	0	3	3	0	6
Markway	-	-	-	1\$	0	0	1

*at Notre Dame; ^at Kentucky; #at Alabama; %at Cal;
\$at LSU

CAREER STARTS - DEFENSE

PLAYER	'20	'21	'22	'23	'24	'25	ALL
Watson-Trent	0*	1*	11*	13*	12*	3	40
Hartzog	-	-	8	10	12	2	32
Buford Jr.	-	0	11	2	12	4	29
C. Wright	-	0#	11#	4#	8	3	26
Singleton	-	-	0	5	13	6	24
George	-	-	0	11~	12~	0	23
Marshall	-	-	-	1\$	13\$	6	20
McCullough	-	-	4!	7%	1%	3	15
Conn	-	-	-	0@	11@	0	11
Lenhardt	-	-	-	4	2	5	11
J. Wright	0	0	1	1	1	5	8
Shavers Jr.	-	-	-	-	2	5	7
Jeudy	-	0+	0+	0	1	6	7
Hill	-	-	-	6'	0	0	6
Davis	-	-	-	-	0	6	6
D. Jones	-	-	-	-	0	4	4
Nwaneri	-	-	-	-	0	3	3
Merritt	-	-	-	-	-	2	2
Guthrie	-	-	-	-	0	2	2
Charles	-	-	-	0	1	0	1

*at Georgia Southern; #at USC; !at Indiana;
%at Oklahoma; \$at FCS Idaho; ~at FCS East

CAREER STARTS - SPECIAL TEAMS

PLAYER	'21	'22	'23	'24	'25	ALL
Cunanan	-	-	10*	3*	6	19
Alvano	-	-	12	3	0	15
Hohl	-	-	-	10	0	10
Wilson	-	-	-	-	4	4

*at Charlotte

NEBRASKA DEPTH CHART

OFFENSE

LEFT TACKLE

57	Elijah Pritchett	6-6 325 Jr.
69	Turner Corcoran	6-6 310 Sr.

LEFT GUARD

59	Henry Lutovsky	6-6 320 Sr.
76	Jason Maciejczak	6-3 310 So.

CENTER

51	Justin Evans	6-2 315 Jr.
58	Jake Peters	6-3 300 RFr.
62	Sam Sledge	6-4 300 So.

RIGHT GUARD

50	Rocco Spindler	6-5 320 Sr.
75	Tyler Knaak	6-6 325 Jr.
66	Grant Brix	6-6 315 RFr.

RIGHT TACKLE

77	Gunnar Gottula	6-6 305 So.
65	Teddy Prochazka	6-10 320 Sr.

TIGHT END

44	Luke Lindenmeyer	6-3 250 Jr.
10	Heinrich Haarberg	6-5 230 Sr.
29	Carter Nelson	6-5 240 So.

WIDE RECEIVER

13	Nyziah Hunter	6-1 205 So.
18	Quinn Clark	6-5 210 RFr.

WIDE RECEIVER

6	Dane Key	6-3 210 Sr.
19	Cortez Mills Jr.	6-0 185 Fr.
80	Jeremiah Jones	6-4 225 Fr.

WIDE RECEIVER

2	Jacory Barney Jr.	6-0 170 So.
85	Keelan Smith	6-3 205 RFr.

QUARTERBACK

15	Dylan Raiola	6-3 230 So.
14	TJ Lateef	6-1 200 Fr.
12	Jalyn Gramstad	6-0 200 Sr.

RUNNING BACK

21	Emmett Johnson	5-11 200 Jr.
35	Mekhi Nelson	6-0 195 RFr. OR
22	Isaiah Mozee	6-0 210 Fr.
28	Kwinten Ives	6-3 215 So.

DEFENSE

DEFENSIVE END

11	Cameron Lenhardt	6-3 270 Jr. OR
96	Williams Nwaneri	6-7 265 RFr.
93	Kade Pietrzak	6-5 265 Fr.

NOSE GUARD

16	Elijah Jeudy	6-3 300 Sr.
5	Riley Van Poppel	6-5 295 So.
95	Gabe Moore	6-5 290 So.

DEFENSIVE TACKLE

97	Keona Davis	6-5 275 So.
90	Jaylen George	6-3 285 Jr.
53	David Höffken	6-7 285 RFr.

JACK

15	Dasan McCullough	6-5 235 Sr.
52	Dylan Rogers	6-3 240 So.

LINEBACKER

9	Vincent Shavers Jr.	6-1 225 So.
33	Marques Watson-Trent	5-11 225 Sr.

LINEBACKER

0	Javin Wright	6-5 230 Sr.
40	Dawson Merritt	6-3 225 Fr.
54	Jacob Bower	6-1 220 So.

ROVER

8	DeShon Singleton	6-3 210 Sr.
12	Justyn Rhett	6-1 200 So.

CORNERBACK

10	Andrew Marshall	6-0 190 Jr.
37	Donovan Jones	6-1 200 RFr.

SAFETY

3	Marques Buford Jr.	5-11 190 Sr.
21	Rex Guthrie	6-1 200 RFr.
28	Caleb Benning	5-11 200 RFr.

NICKEL

7	Malcolm Hartzog Jr.	5-9 185 Sr.
13	Jamir Conn	5-11 180 Jr.

CORNERBACK

1	Ceyair Wright	6-0 190 Sr.
25	Jeremiah Charles	6-0 175 So.
14	Amare Sanders	6-1 190 RFr.

SPECIAL TEAMS

PLACE-KICKER

91	Kyle Cunanan	5-10 180 So.
90	John Hohl	6-0 195 So.
30	Tristan Alvano	6-1 210 So.

HOLDER

37	Kamdyn Koch	6-2 200 RFr.
12	Jalyn Gramstad	6-0 200 Sr.

PUNTER

83	Archie Wilson	6-2 215 Fr.
37	Kamdyn Koch	6-2 200 RFr.

LONG SNAPPER

46	Kevin Gallic	5-11 240 Sr.
94	Aidan Flege	6-2 225 Sr.

KICK RETURNER

32	Kenneth Williams	5-9 190 So. OR
22	Isaiah Mozee	6-0 210 Fr. OR
35	Mekhi Nelson	6-0 195 RFr.

PUNT RETURNER

2	Jacory Barney Jr.	6-0 170 So.
10	Andrew Marshall	6-0 190 Jr.

2025 NEBRASKA GAME-BY-GAME STARTERS

OFFENSIVE STARTING LINEUPS

OPPONENT	WR	WR	WR	TE	RT	RG	C	LG	LT	QB	RB	PK
Cincinnati	Hunter	Barney Jr.	Key	Lindenmeyer	Prochazka	Spindler	Evans	Lutovsky	Gottula	Raiola	Johnson	Cunanan
Akron	Hunter	Barney Jr.	Key	Lindenmeyer	Prochazka	Spindler	Evans	Lutovsky	Gottula	Raiola	Johnson	Cunanan
HCU	Hunter	Barney Jr.	Key	Lindenmeyer	Prochazka	Spindler	Evans	Lutovsky	Gottula	Raiola	Johnson	Cunanan
Michigan	Hunter	Barney Jr.	Key	Lindenmeyer	Prochazka	Spindler	Evans	Lutovsky	Gottula	Raiola	Johnson	Cunanan
Michigan St.	Hunter	Barney Jr.	Key	Lindenmeyer	Gottula	Spindler	Evans	Lutovsky	Pritchett	Raiola	Johnson	Cunanan
Maryland	Hunter	Barney Jr.	Key	Lindenmeyer	Gottula	Spindler	Evans	Lutovsky	Pritchett	Raiola	Johnson	Cunanan
Minnesota												
Northwestern												
USC												
UCLA												
Penn St.												
Iowa												

DEFENSIVE STARTING LINEUPS

OPPONENT	DE	NT	DT	JACK	LB	LB	ROV	CB	S	NICK	CB	P
Cincinnati	Lenhardt	Jeudy	Davis	McCullough	J. Wright	Watson-Trent	Singleton	C. Wright	Buford Jr.	Hartzog Jr.	Marshall	Wilson
Akron	Lenhardt	Jeudy	Davis	McCullough	J. Wright	Shavers Jr.	Singleton	C. Wright	Buford Jr.	Hartzog Jr.	Marshall	
HCU	Lenhardt	Jeudy	Davis	McCullough	Shavers Jr.	Watson-Trent	Singleton	Jones	Buford Jr.	C. Wright	Marshall	
Michigan	Lenhardt	Jeudy	Davis	Nwaneri*	J. Wright	Watson-Trent	Singleton	Jones	Buford Jr.	Shavers Jr.*	Marshall	Wilson
Michigan St.	Lenhardt	Jeudy	Davis	Nwaneri*	J. Wright	Shavers Jr.	Singleton	Jones	Guthrie	Merritt*	Marshall	Wilson
Maryland	Lenhardt	Jeudy	Davis	Nwaneri*	J. Wright	Shavers Jr.	Singleton	Jones	Guthrie	Merritt*	Marshall	Wilson
Minnesota												
Northwestern												
USC												
UCLA												
Penn St.												
Iowa												

*Nebraska opened with four defensive linemen and three linebackers

2025 NEBRASKA PLAYER PARTICIPATION

PLAYER, POS.	GP	GS	PLAYER, POS.	GP	GS	PLAYER, POS.	GP	GS
Tristan Alvano, PK	2	0	Malcolm Hartzog Jr., DB	2	2	Williams Nwaneri, DL	6	3
Jacory Barney Jr., WR	6	6	David Höfken, DL	4	0	Jordan Ochoa, LB	3	0
Rowdy Bauer, WR	2	0	John Hohl, PK	5	0	Preston Okafor, DB	2	0
Caleb Benning, DB	4	0	Nyziah Hunter, WR	6	6	Dylan Parrott, DL	6	0
Janiran Bonner, WR	1	0	Eric Ingwersen, TE	2	0	Jake Peters, OL	2	0
Michael Booker III, LB	6	0	Kwinten Ives, RB	3	0	Kade Pietrzak, DL	6	0
Conor Booth, RB	2	0	Elijah Jeudy, DL	6	6	Kahmir Prescott, DB	2	0
Jacob Bower, LB	6	0	Emmett Johnson, RB	6	6	Elijah Pritchett, OL	6	2
Derek Branch, DB	6	0	Christian Jones, LB	2	0	Teddy Prochazka, OL	4	4
Jacob Brandl, OL	2	0	Donovan Jones, DB	6	4	Braylen Prude, DB	1	0
Grant Brix, OL	1	0	Jeremiah Jones, WR	1	0	Dylan Raiola, QB	6	6
Mario Buford, DB	2	0	Houston Ka'aha'aina-Torres, OL	2	0	Justyn Rhett, DB	2	0
Marques Buford Jr., DB	6	4	Dane Key, WR	6	6	Dylan Rogers, LB	6	0
Jackson Carpenter, WR	2	0	Danny King, TE	1	0	Amare Sanders, DB	4	0
Jeremiah Charles, DB	6	0	Tyler Knaak, OL	6	0	Connor Schutt, WR	2	0
Quinn Clark, WR	6	0	Brock Knutson, OL	2	0	Vincent Shavers Jr., LB	6	5
Jamir Conn, DB	6	0	Kamdyn Koch, P/H	6	0	DeShon Singleton, DB	6	6
Turner Corcoran, OL	6	0	TJ Lateef, QB	2	0	DJ Singleton Jr., WR	2	0
Kyle Cunanan, PK	6	6	Sua Lefotu, DL	2	0	Sam Sledge, OL	3	0
Thomas D'Onofrio, DB	2	0	Cameron Lenhardt, DL	6	6	Keelan Smith, WR	4	0
Landen Davidson, DL	2	0	Luke Lindenmeyer, TE	6	6	Bode Soukup, QB	1	0
Marcos Davila, QB	2	0	Luke Longval, QB	1	0	Rocco Spindler, OL	6	6
Keona Davis, DL	6	6	Henry Lutovsky, OL	6	6	Rahmir Stewart, LB	2	0
Izaac Dickey, RB	2	0	Jason Maciejczak, OL	5	0	Larry Tarver Jr., DB	2	0
Ethan Duda, DL	2	0	Roman Mangini, WR	3	0	Preston Taumua, OL	2	0
Cayden Echernach, TE	6	0	Andrew Marshall, DB	6	6	Tanner Terch, DB	2	0
Justin Evans, OL	6	6	Dasan McCullough, LB	6	3	Brice Turner, DB	6	0
Aidan Flege, LS	2	0	Willis McGahee IV, LB	4	0	Trent Uhler, LB	1	0
Kevin Gallic, LS	6	0	Dawson Merritt, LB	6	2	Riley Van Poppel, DL	6	0
Vincent Genatone, RB	6	0	Hayes Miller, WR	2	0	Caden VerMaas, DB	2	0
Jaylen George, DL	3	0	Cortez Mills Jr., WR	6	0	Derek Wacker, LB	6	0
Mason Goldman, DL	6	0	Pierce Mooberry, LB	4	0	Marques Watson-Trent, LB	5	3
Gunnar Gottula, OL	6	6	Gabe Moore, DL	5	0	Bryson Webber, DB	2	0
Roger Gradney, LB	2	0	Isaiah Mozee, RB	6	0	Kenneth Williams, RB	6	0
Jalyn Gramstad, QB	2	0	Ashton Murphy, DL	2	0	Archie Wilson, P	5	4
Rex Guthrie, DB	6	2	Carter Nelson, TE	6	0	Ceyar Wright, DB	6	3
Heinrich Haarberg TE	6	0	Mekhi Nelson, RB	5	0	Javin Wright, LB	5	5
Shawn Hammerbeck, OL	2	0	Maverick Noonan, LB	2	0			



JACORY BARNEY JR. #2

6-0 | 170 | SO. | WR
FLORIDA CITY, FLA.

CAREER HONORS

- Big Ten Freshman of the Week (11/2/2024)
- 2-Time Nebraska Scholar-Athlete Honor Roll

NEBRASKA RECORDS

- Season Receptions by a True Freshman: 52
- Season Receptions by a Freshman: 52 (tied)

2025 WATCH LIST

- Paul Hornung Award

CAREER SUPERLATIVES

- 100-yard Receiving Games: 2
- 200-yard All-Purpose Games: 1
- 2-Touchdown Receiving Games: 1

2025 FBS TOP-25 RANKINGS

- Punt Returns (Yards Per Return): 16th (13.0)

SEASON HIGHLIGHTS

- 1 of 10 Huskers to win a team vote to wear a single-digit number
- Has started every game and leads Nebraska with 26 receptions and 195 punt return yards
- Also leads the team with two 100-yard receiving games
- Ranks 2nd on the team with 364 receiving yards and 566 all-purpose yards
- His 195 punt returns yards are the most by a Husker since the 2014 season and his total exceeds Nebraska's team punt return total for the last three seasons combined (187 yards)
- Ranks 3rd in the Big Ten in punt return yards and 5th in punt return average (13.0)
- Had five catches for 27 yards against Cincinnati
- Set career highs in receiving yards, punt return yards and all-purpose yards against Akron
- Had seven catches for 132 yards and four punt return yards for 87 yards for a total of 219 all-purpose yards
- Caught three passes for 22 yards against Houston Christian, including a 9-yard touchdown for his first career receiving touchdown
- Had six catches for 120 yards and two touchdowns against No. 1 Michigan, posting his second career 100-yard receiving game and first career multi-touchdown game
- Had a career-long 52-yard reception, a Hail Mary touchdown grab at the end of the first half
- Also had three punt returns for 21 yards and a 7-yard carry vs. Michigan
- Finished with 128 all-purpose yards against Michigan State
- Had two catches for 47 yards, including a 45-yard reception
- Also had four punt returns for 81 yards against MSU, including a career-long 57-yard return
- Had three catches for 16 yards at Maryland and returned two punts for three yards

RECEIVING GAME-BY-GAME

OPPONENT	REC.	YDS	TD	LONG
Cincinnati	5	27	0	13
Akron	7	132	0	39
Houston Christian	3	22	1	9
Michigan	6	120	2	52
Michigan St.	2	47	0	45
Maryland	3	16	0	7
Minnesota				
Northwestern				
USC				
UCLA				
Penn St.				
Iowa				

PUNT RETURN GAME-BY-GAME

OPPONENT	RET.	YDS	TD	LONG
Cincinnati	2	3	0	3
Akron	4	87	0	39
Houston Christian	0	0	0	-
Michigan	3	21	0	20
Michigan St.	4	81	0	57
Maryland	2	3	0	5
Minnesota				
Northwestern				
USC				
UCLA				
Penn St.				
Iowa				

CAREER RECEIVING STATS

YEAR	G/S	REC.	YDS	Y/R	Y/G	TD
2024	13/4	55	447	8.1	34.4	0
2025	6/6	26	364	14.0	60.7	3
Total	19/10	81	811	10.0	42.7	3

KICK RETURNS: 14 ret., 285 yards, 0 TDs

PUNT RETURNS: 18 ret., 208 yards, 0 TDs

RUSHING: 11 att., 137 yards, 3 TDs

CAREER RECEIVING HIGHS

Receptions	9 vs. Wisconsin (2024)
Receiving Yards	132 vs. Akron (2025)
Receiving Touchdowns	2 vs. #21 Michigan (2025)
Long Reception	52 vs. #21 Michigan [TD] (2025)

CAREER RUSHING HIGHS

Rushes	4 at Purdue (2024)
Rushing Yards	66 at Purdue (2024)
Rushing Touchdowns	1 three times
Long Rush	31 at Purdue (2024)

CAREER RETURN HIGHS

Kickoff Returns	3 vs. UTEP (2024)
Kickoff Return Yards	75 vs. UTEP (2024)
Kickoff Return Touchdowns	none
Long Kickoff Return	45 vs. Wisconsin (2024)
Punt Returns	4 twice
Punt Return Yards	87 vs. Akron (2025)
Punt Return Touchdowns	none
Long Punt Return	57 vs. Michigan St. (2025)

**MARQUES
BUFORD JR. #3****5-11 | 190 | SR. | DB
CHICAGO, ILL.****CAREER HONORS**

- 2025 Team Captain
- 3-Time Academic All-Big Ten
- 8-Time Nebraska Scholar-Athlete Honor Roll

PERSONAL NOTES

- His brother, Mario, is a sophomore defensive back for the Huskers
- Graduated with a degree in child, youth and family studies

CAREER NOTES

- Suffered a major knee injury in November of 2022 that kept him out for nearly one full year
- Has played both cornerback and safety in his career, starting 22 games at safety and seven at cornerback

CAREER SUPERLATIVES

- Double-Digit Tackle Games: 1

SEASON HIGHLIGHTS

- 1 of 10 Huskers to win a team vote to wear a single-digit number
- Has played in five games with four starts at safety
- Made five solo tackles against Cincinnati and was part of a secondary that limited the Bearcats to 69 passing yards on 25 attempts
- Had two tackles against Akron as the secondary allowed only 62 passing yards on 23 attempts
- Did not have a tackle against Houston Christian but helped the Huskers limit the Huskies to 67 passing yards
- Marked the first time since 1990 that NU had limited three consecutive opponents to fewer than 100 passing yards
- Had two tackles against No. 21 Michigan
- Totaled one tackle against Michigan State
- Had three tackles at Maryland

GAME-BY-GAME

OPPONENT	UT-AT-TT	TFL-YD	PBU	INT
Cincinnati	5-0-5	0.0-0	0	0
Akron	1-1-2	0.0-0	0	0
Houston Christian	0-0-0	0.0-0	0	0
Michigan	1-1-2	0.0-0	0	0
Michigan St.	0-1-1	0.0-0	0	0
Maryland	2-1-3	0.0-0	0	0
Minnesota				
Northwestern				
USC				
UCLA				
Penn St.				
Iowa				

CAREER TACKLE STATS

YEAR	G/S	UT	AT	TT	TFL-YD	SCK-YD
2021	12/0	1	2	3	0.0-0	0.0-0
2022	11/11	36	23	59	2.5-3	0.0-0
2023*	4/2	15	3	18	3.0-14	1.0-11
2024	13/12	20	15	35	1.0-3	0.0-0
2025	6/4	9	4	13	0.0-0	0.0-0
TOTAL	46/29	81	47	128	6.5-20	1.0-11

*Redshirt season

CAREER MISCELLANEOUS STATS

YEAR	FF	FR	PBU	INT	QBH	BLK
2021	0	0	0	0	0	0
2022	1	0	3	2	1	0
2023	0	0	0	0	0	0
2024	0	0	5	1	0	0
2025	0	0	0	0	0	0
TOTAL	1	0	8	3	1	0

*Redshirt season

CAREER HIGHS

Tackles	10 at Wisconsin (2023)
TFLs	1.5 twice
Sacks	1.0 vs. Maryland (2023)
Breakups	3 vs. Rutgers (2024)
Interceptions	2 vs. Georgia Southern (2022)

**QUINN
CLARK #18****6-5 | 210 | R-FR. | WR
BOZEMAN, MONT.****CAREER HONORS**

- 2-Time Nebraska Scholar-Athlete Honor Roll

PERSONAL NOTES

- His late father, Ken Clark, was a Husker running back from 1985 to 1989 who rushed for 3,037 yards, which ranked 2nd in school history at the end of his career

SEASON HIGHLIGHTS

- Has played in every game
- Had a 7-yard reception against Cincinnati for his first career catch
- Caught a 37-yard touchdown pass against Akron for his first career score
- Had a 14-yard reception against No. 21 Michigan

GAME-BY-GAME

OPPONENT	REC.	YDS	TD	LONG
Cincinnati	1	7	0	7
Akron	1	37	1	37
Houston Christian	0	0	0	-
Michigan	1	14	0	14
Michigan St.	0	0	0	-
Maryland	0	0	0	-
Minnesota				
Northwestern				
USC				
UCLA				
Penn St.				
Iowa				

CAREER RECEIVING STATS

YEAR	G/S	REC.	YDS	Y/R	Y/G	TD
2024*	1/0	0	0	0.0	0.0	0
2025	6/0	3	58	19.3	9.7	1
TOTAL	7/0	3	58	19.3	8.3	1

*redshirt season

CAREER HIGHS

Receptions	1 three times
Receiving Yards	37 vs. Akron (2025)
Receiving Touchdowns	1 vs. Akron (2025)
Long Reception	37 vs. Akron [TD] (2025)

**JAMIR
CONN**

#13

**5-11 | 180 | JR. | DB
KANSAS CITY, MO.****CAREER HONORS**

- Nebraska Scholar-Athlete Honor Roll (Spring 2025)

CAREER NOTES

- Spent two seasons at FCS Southern Illinois before transferring to Nebraska
- Played in 23 games with 11 starts at SIU, totaling 68 tackles, 4.5 TFLs and nine pass breakups

2025 FBS TOP-25 RANKINGS

- Blocked Kicks: 1st (2)

SEASON HIGHLIGHTS

- Has played in every game
- Has blocked two punts, the first Husker with multiple punt blocks in a season since 2014
- Finished with two tackles against Akron, including a half tackle for loss as NU held the Zips to 62 passing yards
- Recorded four tackles against Houston Christian with a pass breakup and his first career blocked punt
- Part of a secondary that limited HCU to 67 passing yards
- Marked the first time since 1990 that NU had limited three consecutive opponents to fewer than 100 passing yards
- Blocked his second punt of the season against Michigan State, which was recovered by teammate Carter Nelson and returned three yards for a touchdown

GAME-BY-GAME

OPPONENT	UT-AT-TT	TFL-YD	PBU	INT
Cincinnati	0-0-0	0.0-0	0	0
Akron	1-1-2	0.5-0	0	0
Houston Christian	2-2-4	0.0-0	1	0
Michigan	0-0-0	0.0-0	0	0
Michigan St.	0-0-0	0.0-0	0	0
Maryland	0-0-0	0.0-0	0	0
Minnesota				
Northwestern				
USC				
UCLA				
Penn St.				
Iowa				

CAREER TACKLE STATS

YEAR	G/S	UT	AT	TT	TFL-YD	SCK-YD
2023*	12/0	5	6	11	1.0-1	0.0-0
2024*	11/11	33	24	57	3.5-8	0.0-0
2025	6/0	3	3	6	0.5-0	0.0-0
TOTAL	29/11	41	33	74	5.0-9	0.0-0

*at FCS Southern Illinois

PUNT RETURNS: 2 ret., 25 yds, 0 TDs**CAREER MISCELLANEOUS STATS**

YEAR	FF	FR	PBU	INT	QBH	BLK
2023	0	1	3	0	0	0
2024	1	0	6	0	1	0
2025	0	0	1	0	0	2
TOTAL	1	1	10	0	1	2

*at FCS Southern Illinois

CAREER HIGHS

Tackles	9 vs. Youngstown St. (2024)*
TFLs	1.0 twice*
Sacks	none
Breakups	2 vs. Illinois St. (2024)*
Interceptions	none
Blocked Punts	1 twice

*at FCS Southern Illinois

**KYLE
CUNANAN**

#91

**5-10 | 180 | SO. | PK
PHOENIX, ARIZ.****CAREER NOTES**

- Transferred to Nebraska after playing two seasons at Charlotte and spending the 2025 spring season at Cal
- Made 14-of-20 field goals at Charlotte

2025 FBS TOP-25 RANKINGS

- Scoring Per Game: 15th (9.7)
- Total Points Scored: 15th (58)
- Field Goal Percentage: 21st (90.0)

SEASON HIGHLIGHTS

- Has started every game at place-kicker and has missed only one kick (9-10 FGs, 31-31 PATs)
- Leads Nebraska with 58 points
- Connected on both field goals against Cincinnati, including a career-long 52-yarder in his first attempt as a Husker
- Scored a career-high 12 points against Akron, connecting on all nine PATs and his lone field goal attempt (35 yards)
- Had 11 points against Houston Christian with eight PATs and a 24-yard field goal
- Made two field goals and all three extra points against No. 21 Michigan
- Connected on a 27-yard field goal against Michigan State and was 5-of-5 on PATs
- Made two field goals on two tries at Maryland

GAME-BY-GAME

OPPONENT	XP-ATT	FG-ATT	LG	BK	PTS
Cincinnati	2-2	2-2	52	0	8
Akron	9-9	1-1	35	0	12
Houston Christian	8-8	1-1	24	0	11
Michigan	3-3	2-3	39	0	9
Michigan St.	5-5	1-1	27	0	7
Maryland	4-4	2-2	43	0	10
Minnesota					
Northwestern					
USC					
UCLA					
Penn St.					
Iowa					

CAREER STATS

YEAR	G/S	PAT	FG	PCT.	PTS	LG
2023^	12/10	16-16	9-15	60.0	43	49
2024^*	3/3	5-5	5-5	100.0	20	31
2025	6/6	31-31	9-10	90.0	58	52
TOTAL	21/19	52-52	23-30	76.7	121	52

^at Charlotte; *redshirt

KICKOFFS: 69 att., 31 touchbacks**CAREER HIGHS**

Field Goal Attempts	4 at Tulsa (2023)*
Field Goals Made	3 three times*
Long Field Goal	52 vs. Cincinnati (2025)
Points	12 vs. Akron (2025)
PATs	9 vs. Akron (2025)

*at Charlotte



KEONA
DAVIS

#97

6-5 | 275 | SO. | DL
TUCSON, ARIZ.

CAREER HONORS

- 2-Time Nebraska Scholar-Athlete Honor Roll

SEASON HIGHLIGHTS

- Has started every game
- Made his first career start against Cincinnati and had a career-high three tackles
- Had one solo tackle against Akron
- Recorded a 1-yard TFL vs. No. 21 Michigan
- Had two tackles against Michigan State with a 1-yard TFL
- Finished with a career-high four tackles at Maryland

GAME-BY-GAME

OPPONENT	UT-AT-TT	TFL-YD	SACK-YD
Cincinnati	0-3-3	0.0-0	0.0-0
Akron	1-0-1	0.0-0	0.0-0
Houston Christian	0-0-0	0.0-0	0.0-0
Michigan	1-0-1	1.0-1	0.0-0
Michigan St.	0-2-2	1.0-1	0.0-0
Maryland	3-1-4	0.0-0	0.0-0
Minnesota			
Northwestern			
USC			
UCLA			
Penn St.			
Iowa			

CAREER TACKLE STATS

YEAR	G/S	UT	AT	TT	TFL-YD	SCK-YD
2024	12/0	5	5	10	1.5-1	0.0-0
2025	6/6	5	6	11	2.0-2	0.0-0
TOTAL	18/6	10	11	21	3.5-3	0.0-0

CAREER MISCELLANEOUS STATS

YEAR	FF	FR	PBU	INT	QBH	BLK
2024	0	0	0	0	1	0
2025	0	0	0	0	0	0
TOTAL	0	0	0	0	1	0

*redshirt season

CAREER HIGHS

Tackles	4 at Maryland (2025)
TFLs	1.0 three times
Sacks	none
Breakups	none



JUSTIN
EVANS

#51

6-11 | 315 | JR. | OL
EAST ORANGE, N.J.

CAREER HONORS

- 2-Time Academic All-Big Ten
- 3-Time Nebraska Scholar-Athlete Honor Roll

CAREER NOTES

- Has started 16 career games at left guard, seven at center and one as a sixth offensive lineman

SEASON HIGHLIGHTS

- Has started every game at center
- Helped Nebraska total 728 yards against Akron, the eighth-highest total in school history

CAREER STATS

- **Games:** 31 (12 in 2023; 13 in 2024; 6 in 2025)
- **Starts:** 24 (5 in 2023; 13 in 2024; 6 in 2025)



KEVIN
GALLIC

#46

5-11 | 240 | SR. | LS
WARREN, N.J.

CAREER HONORS

- Nebraska Scholar-Athlete Honor Roll (Spring 2025)

2025 WATCH LIST

- Patrick Mannelly Long Snapping Award

CAREER NOTES

- Spent three seasons as the long snapper at FCS New Hampshire (2022-24) before transferring to Nebraska

SEASON HIGHLIGHTS

- Has handled nearly all long-snapping duties this season
- Handled all long-snapping duties in his Husker debut against Cincinnati
- Handled all snapping duties against Akron with the exception of the final extra point
- Did all of the long snapping vs. Houston Christian, Michigan and Michigan State

CAREER STATS

- **Games:** 42
(13 in 2022*; 10 in 2023*; 13 in 2024*; 6 in 2025)
- **Tackles:** 1 solo, 2 assisted, 3 total

*at FCS New Hampshire

**GUNNAR
GOTTULA #77****6-6 | 305 | SO. | OL
LINCOLN, NEB.****CAREER HONORS**

- Academic All-Big Ten (2024)
- 5-Time Nebraska Scholar-Athlete Honor Roll

PERSONAL NOTES

- His father, Ryan, is the head coach of Lincoln Southeast High School

CAREER NOTES

- Has started 13 career games at left tackle and two at right tackle

SEASON HIGHLIGHTS

- Has started every game with four starts at left tackle and two starts at right tackle
- Helped Nebraska total 728 yards against Akron, the eighth-highest total in school history
- Made his first career start at right tackle against Michigan State and was named the right tackle on the PFF National Team of the Week

CAREER STATS

- **Games:** 21 (4 in 2023; 11 in 2024; 6 in 2025)
- **Starts:** 15 (9 in 2024; 6 in 2025)

**JALYN
GRAMSTAD #12****6-0 | 200 | SR. | QB
LESTER, IOWA****CAREER HONORS**

- 3-Time Nebraska Scholar-Athlete Honor Roll

PERSONAL NOTES

- Graduated from Northwestern College with a degree in business administration

CAREER NOTES

- Spent four seasons (2020-23) at Northwestern College, an NAIA program in Iowa
- Played defensive back his first two seasons at Northwestern before switching to QB in 2022
- Played in 23 games in two seasons as a defender, totaling 67 tackles, 1.5 TFL, 7 PBU & 5 INT
- In two seasons as a quarterback, threw for 6,237 yards and 60 passing touchdowns with 1,822 rushing yards and 31 rushing touchdowns
- Was the 2023 NAIA National Player of the Year

SEASON HIGHLIGHTS

- Made his season debut against Akron and completed both passes he attempted
- Completed all three passes against HCU

GAME-BY-GAME

OPPONENT	COMP-ATT	YDS	TD	INT
Cincinnati	-Did Not Play-			
Akron	2-2	2	0	0
Houston Christian	3-3	14	0	0
Michigan	-Did Not Play-			
Michigan St.	-Did Not Play-			
Maryland	-Did Not Play-			
Minnesota				
Northwestern				
USC				
UCLA				
Penn St.				
Iowa				

CAREER PASSING STATS

YEAR	G/S	CMP-ATT	PCT	YDS	TD	INT
2024	1/0	1-3	33.3	11	0	0
2025	2/0	5-5	100.0	16	0	0
TOTAL	3/0	6-8	75.0	27	0	0

CAREER RUSHING STATS

YEAR	G/S	ATT.	NET	Y/A	Y/G	TD
2024	1/0	1	2	2.0	2.0	0
2025	2/0	0	0	0.0	0.0	0
TOTAL	3/0	1	2	2.0	0.7	0

CAREER PASSING HIGHS

Attempts	3 vs. UTEP (2024)
Completions	2 vs. Akron (2025)
Yards	11 vs. UTEP (2024)
Touchdowns	none
Long Pass	11 vs. UTEP (2024)

CAREER RUSHING HIGHS

Attempts	1 vs. UTEP (2024)
Yards	2 vs. UTEP (2024)
Touchdowns	none
Long Rush	2 vs. UTEP (2024)

**REX
GUTHRIE #21****6-1 | 200 | R-FR. | DB
LITTLETON, COLO.****CAREER HONORS**

- 2-Time Nebraska Scholar-Athlete Honor Roll

SEASON HIGHLIGHTS

- Has played in every game with two starts
- Had three tackles in his Husker debut against Cincinnati as NU limited the Bearcats to 69 passing yards
- Also had three tackles against Akron with his first career TFL and his first career pass breakup as NU limited the Zips to 62 passing yards
- Led Nebraska with a career-high six tackles against Houston Christian while recorded a half tackle for loss
- Part of a secondary that limited HCU to 67 passing yards
- Marked the first time since 1990 that NU had limited three consecutive opponents to fewer than 100 passing yards
- Recorded five tackles against No. 21 Michigan
- Started the first game of his career against Michigan State and recorded five tackles
- Totaled four solo tackles in a start at Maryland

GAME-BY-GAME

OPPONENT	UT-AT-TT	TFL-YD	PBU	INT
Cincinnati	1-2-3	0.0-0	0	0
Akron	1-2-3	1.0-3	1	0
Houston Christian	1-5-6	0.5-1	0	0
Michigan	4-1-5	0.0-0	0	0
Michigan St.	4-1-5	0.0-0	0	0
Maryland	4-0-4	0.0-0	0	0
Minnesota				
Northwestern				
USC				
UCLA				
Penn St.				
Iowa				

CAREER TACKLE STATS

YEAR	G/S	UT	AT	TT	TFL-YD	SCK-YD
2024	Redshirt					
2025	6/2	15	11	26	1.5-4	0.0-0
Total	6/2	15	11	26	1.5-4	0.0-0

CAREER MISCELLANEOUS STATS

YEAR	FF	FR	PBU	INT	QBH	BLK
2024	Redshirt					
2025	0	0	1	0	0	0
Total	0	0	1	0	0	0

CAREER HIGHS

Tackles	6 vs. HCU (2025)
TFLs	1.0 vs. Akron (2025)
Sacks	none
Breakups	1 vs. Akron (2025)



HEINRICH HAABERGER #10

6-5 | 230 | SR. | TE
KEARNEY, NEB.

CAREER HONORS

- 3-Time Academic All-Big Ten
- 7-Time Nebraska Scholar-Athlete Honor Roll

PERSONAL NOTES

- His father, Rod, was a walk-on fullback at Nebraska in the early 1990s
- Graduated with a degree in finance

CAREER NOTES

- Played quarterback his first four seasons on campus (2021-24)
- Went 5-3 as Nebraska's starting quarterback and accumulated 1,068 passing yards and 579 rushing yards with 13 total touchdowns
- Switched to tight end following the 2024 regular season and started at tight end in the 2024 Pinstripe Bowl
- Has started eight games at quarterback and one game at tight end in his career

CAREER SUPERLATIVES

- 100-Yard Rushing Games: 1

SEASON HIGHLIGHTS

- Has played in every game and has set career highs with seven receptions, 51 receiving yards and one receiving touchdown
- Had two carries for four yards against Cincinnati
- Had a 9-yard reception against Akron and also carried the ball once
- Caught a career-long 13-yard pass vs. HCU
- Set career highs with three receptions for 18 yards against No. 21 Michigan, catching a 3-yard touchdown pass for his first career receiving touchdown
- Had one catch and one carry against Michigan State
- Caught a 13-yard pass at Maryland that gave NU a 1st-and-goal on its game-winning touchdown drive with less than two minutes remaining

GAME-BY-GAME

OPPONENT	REC.	YDS	TD	LONG
Cincinnati	0	0	0	-
Akron	1	9	0	9
Houston Christian	1	13	0	8
Michigan	3	18	1	9
Michigan St.	1	-2	0	-2
Maryland	1	13	0	13
Minnesota				
Northwestern				
USC				
UCLA				
Penn St.				
Iowa				

CAREER RECEIVING STATS

YEAR	G/S	REC.	YDS	Y/R	Y/G	TD
2021						
2022						
2023	10/8	2	12	6.0	1.2	0
2024	12/1	2	16	8.0	1.3	0
2025	6/0	7	51	7.3	8.5	1
TOTAL	28/9	11	79	7.2	2.8	1

PASSING: 87-175, 1,068 yds, 7 TDs, 8 INTs

CAREER RUSHING STATS

YEAR	G/S	ATT.	NET	Y/A	Y/G	TD
2021						
2022						
2023	10/8	120	477	4.0	47.7	5
2024	12/1	25	102	4.1	8.5	1
2025	6/0	5	4	0.8	0.7	0
TOTAL	28/9	150	583	3.9	20.8	6

CAREER RECEIVING HIGHS

Receptions	3 vs. #21 Michigan (2025)
Receiving Yards	18 vs. #21 Michigan (2025)
Receiving Touchdowns	1 vs. #21 Michigan (2025)
Long Reception	13 twice

CAREER RUSHING HIGHS

Attempts	21 vs. Northern Illinois (2023)
Yards	157 vs. Louisiana Tech (2023)
Touchdowns	1 six times
Long Rush	72 [TD] vs. La. Tech (2023)



MALCOLM HARTZOG JR. #7

5-9 | 185 | SR. |
SILVER CREEK, MISS.

CAREER HONORS

- Honorable-Mention All-Big Ten (2024)
- B1G Freshman of the Week (10/3/22)
- 2-Time Academic All-Big Ten
- 5-Time Nebraska Scholar-Athlete Honor Roll

PERSONAL NOTES

- Was the first Mississippi native to sign with Nebraska out of high school since 2004

CAREER NOTES

- Has played both cornerback and safety in his career, starting 20 games at cornerback and 12 at safety

SEASON HIGHLIGHTS

- 1 of 10 Huskers to win a team vote to wear a single-digit number
- Started Nebraska's first two games before suffering an injury
- Led an outstanding secondary performance against Cincinnati, as the Huskers limited the Bearcats to 69 passing yards on 25 attempts
- Had one solo tackle with a pass breakup and his eighth career interception
- His interception came in the end zone on the next-to-last play of the game to secure the 20-17 win
- Did not have a tackle against Akron but posted his first career quarterback hurry
- Missed the Houston Christian, Michigan, Michigan State and Maryland games with an injury

HARTZOG JR. GAME-BY-GAME

OPPONENT	UT-AT-TT	TFL-YD	PBU	INT
Cincinnati	1-0-1	0.0-0	1	1
Akron	0-0-0	0.0-0	0	0
Houston Christian	-Did Not Play-			
Michigan	-Did Not Play-			
Michigan St.	-Did Not Play-			
Maryland				
Minnesota				
Northwestern				
USC				
UCLA				
Penn St.				
Iowa				

CAREER TACKLE STATS

YEAR	G/S	UT	AT	TT	TFL-YD	SCK-YD
2022	12/8	12	10	22	1.0-2	0.0-0
2023	12/10	26	14	40	1.5-3	0.0-0
2024	12/12	33	12	45	2.0-4	0.0-0
2025	2/2	1	0	1	0.0-0	0.0-0
TOTAL	38/32	72	36	108	4.5-9	0.0-0

CAREER MISCELLANEOUS STATS

YEAR	FF	FR	PBU	INT	QBH	BLK
2022	0	0	2	3	0	0
2023	0	0	6	0	0	0
2024	0	0	4	4	0	0
2025	0	0	1	1	1	0
TOTAL	0	0	13	8	1	0

CAREER HIGHS

Tackles	6 twice
TFLs	2.0 at Iowa (2024)
Sacks	none
Breakups	1 13 times
Interceptions	1 eight times
Punt Return TD	1 vs. Indiana [blocked] (2022)



NYZIAH
HUNTER

#13

6-1 | 205 | SO. | WR
SALINAS, CALIF.

CAREER HONORS

- Nebraska Scholar-Athlete Honor Roll (Spring 2025)

CAREER NOTES

- Spent two seasons at Cal (2023-24) before transferring to Nebraska
- After redshirting in 2023, played in 12 games with eight starts in 2024, recording 40 catches for 578 yards five touchdowns

CAREER SUPERLATIVES

- 100-Yard Receiving Games: 1
- 2-Touchdown Receiving Games: 2

2025 FBS TOP-25 RANKINGS

- Yards Per Reception: 25th (18.9)

SEASON HIGHLIGHTS

- Has started every game and leads NU with 415 receiving yards and is tied for the team lead with four receiving touchdowns
- Led the team with 65 receiving yards on a career-high six catches against Cincinnati
- Ranks 3rd in the Big Ten in yards per reception (18.9)
- Caught a 5-yard touchdown pass with 11 seconds remaining in the first half
- Caught four passes for 82 yards against Akron
- Had a 16-yard reception vs. Houston Christian
- Caught two passes for 34 yards against No. 21 Michigan
- Led Nebraska with 93 receiving yards against Michigan State, including a 59-yard touchdown
- Had five catches for a career-high 125 yards at Maryland, posting his first career 100-yard receiving game
- Also tied his career high with two touchdown catches, including a career-long 64-yard touchdown catch

GAME-BY-GAME

OPPONENT	REC.	YDS	TD	LONG
Cincinnati	6	65	1	24
Akron	4	82	0	36
Houston Christian	1	16	0	16
Michigan	2	34	0	21
Michigan St.	4	93	1	59
Maryland	5	125	2	64
Minnesota				
Northwestern				
USC				
UCLA				
Penn St.				
Iowa				

CAREER RECEIVING STATS

YEAR	G/S	REC.	YDS	Y/R	Y/G	TD
2023*	Redshirt					
2024*	12/8	40	578	14.5	48.2	5
2025	6/6	22	415	18.9	69.2	4
TOTAL	18/14	62	993	16.0	55.2	9

*at Cal

RUSHING: 1 att., 6 yds, 0 TDs

CAREER HIGHS

Receptions	6 vs. Cincinnati (2025)
Receiving Yards	125 at Maryland (2025)
Receiving Touchdowns	2 twice
Long Reception	64 at Maryland [TD] (2025)

**ELIJAH
JEUDY**

#16

**6-3 | 300 | SR. | DL
PHILADELPHIA, PA.****CAREER HONORS**

- Academic All-Big Ten (2024)
- 3-Time Nebraska Scholar-Athlete Honor Roll

PERSONAL NOTES

- Graduated with a degree in child, youth and family studies

CAREER NOTES

- Spent two seasons at Texas A&M (2021-22), playing in three games and recording one tackle

SEASON HIGHLIGHTS

- Has started every game
- Had two tackles against Akron
- Made one solo stop vs. Houston Christian
- Tied his career high with three tackles against No. 21 Michigan and forced a fumble
- Had two tackles with a 10-yard sack vs. MSU
- Recorded one tackle at Maryland

GAME-BY-GAME

OPPONENT	UT-AT-TT	TFL-YD	SACK-YD
Cincinnati	0-0-0	0.0-0	0.0-0
Akron	0-2-2	0.0-0	0.0-0
Houston Christian	1-0-1	0.0-0	0.0-0
Michigan	2-1-3	0.0-0	0.0-0
Michigan St.	1-1-2	1.0-10	1.0-10
Maryland	1-0-1	0.0-0	0.0-0
Minnesota			
Northwestern			
USC			
UCLA			
Penn St.			
Iowa			

CAREER TACKLE STATS

YEAR	G/S	UT	AT	TT	TFL-YD	SCK-YD
2021 [^] *	1/0	0	1	1	0.0-0	0.0-0
2022 [^]	2/0	0	0	0	0.0-0	0.0-0
2023	11/0	4	4	8	1.0-3	0.0-0
2024	13/1	9	4	13	2.0-4	0.0-0
2025	6/6	5	4	9	1.0-10	1.0-10
TOTAL	33/7	18	13	31	4.0-17	1.0-10

[^]at Texas A&M; *redshirt season**CAREER MISCELLANEOUS STATS**

YEAR	FF	FR	PBU	INT	QBH	BLK
2021 [^] *	0	0	0	0	0	0
2022 [^]	0	0	0	0	0	0
2023	0	0	0	0	0	1
2024	0	1	0	0	1	0
2025	1	0	0	0	0	0
TOTAL	1	1	0	0	1	1

[^]at Texas A&M; *redshirt season**CAREER HIGHS**

Tackles	3 twice
TFLs	1.0 three times
Sacks	1.0 vs. Michigan St. (2025)
Breakups	none
Blocked Field Goal	1 vs. Purdue (2023)

**EMMETT
JOHNSON**

#21

**5-11 | 200 | JR. | RB
MINNEAPOLIS, MINN.****CAREER HONORS**

- 2-Time Academic All-Big Ten
- 5-Time Nebraska Scholar-Athlete Honor Roll

2025 WATCH LIST

- Doak Walker Award

CAREER SUPERLATIVES

- 100-yard rushing games: 4
- Games with 2+ rushing touchdowns: 3
- Games with 3+ rushing touchdowns: 1

2025 FBS TOP-25 RANKINGS

- Yards From Scrimmage Per Game: 5th (130.0)
- Rushing Yards Per Game: 7th (108.3)
- Rushing Yards: 8th (650)
- Total Touchdowns: 10th (8)
- All-Purpose Yards Per Game: 10th (130.0)
- Carries: 11th (105)
- Rushing Touchdowns: 17th (7)

SEASON HIGHLIGHTS

- Has started every game and leads Nebraska with 105 carries, 650 rushing yards, seven rushing touchdowns and 780 all-purpose yards
- Is also tied for 2nd on the team with 24 receptions
- His 650 rushing yards rank 3rd in the Big Ten and are the most by a Husker since 2022
- Leads the Big Ten in carries and ranks 2nd in rushing yards
- Had 32 offensive touches on Nebraska's 78 total plays against Cincinnati
- Had a career-high 25 carries for 108 yards, his second career 100-yard rushing game
- Also led Nebraska with seven receptions as he totaled 27 receiving yards
- Had 140 rushing yards with two touchdowns against Akron
- Became the first Husker with back-to-back 100-yard rushing games since 2022
- Had a career-long 47-yard run against Akron
- Also caught two passes for seven yards, including a 4-yard touchdown reception
- Had 78 yards on 13 carries against Houston Christian while scoring two rushing touchdowns for the second straight game
- Had 19 carries for 65 yards and five receptions for 32 yards against No. 21 Michigan, totaling 97 yards from scrimmage
- Totaled 120 yards from scrimmage against Michigan State
- Had 13 carries for 83 yards with a career-high three rushing touchdowns against the Spartans while leading NU with six receptions totaling 37 receiving yards
- Rushed for a career-high 176 yards on 21 carries at Maryland while adding two catches for 20 yards to record 196 scrimmage yards and surpass 2,000 career yards from scrimmage
- His 176 yards marked the most rushing yards by a Husker since 2022 and the most by a Husker in a Big Ten Conference game since 2020

RUSHING GAME-BY-GAME

OPPONENT	ATT.	YDS	TD	LONG
Cincinnati	25	108	0	16
Akron	14	140	2	47
Houston Christian	13	78	2	17
Michigan	19	65	0	14
Michigan St.	13	83	0	3
Maryland	21	176	0	50
Minnesota				
Northwestern				
USC				
UCLA				
Penn St.				
Iowa				

RECEIVING GAME-BY-GAME

OPPONENT	REC.	YDS	TD	LONG
Cincinnati	7	27	0	9
Akron	2	7	1	4
Houston Christian	2	7	0	5
Michigan	5	32	0	8
Michigan St.	6	37	0	9
Maryland	2	20	0	10
Minnesota				
Northwestern				
USC				
UCLA				
Penn St.				
Iowa				

CAREER RUSHING STATS

YEAR	G/S	ATT.	NET	Y/A	Y/G	TD
2022*	4/0	0	0	0.0	0.0	0
2023	12/6	90	411	4.6	34.3	2
2024	13/5	117	598	5.1	46.0	1
2025	6/6	105	650	6.2	108.3	7
TOTAL	35/17	312	1,659	5.3	47.4	10

*redshirt season

KICKOFF RETURNS: 3 ret., 39 yds, 0 TDs**CAREER RECEIVING STATS**

YEAR	G/S	REC.	YDS	Y/R	Y/G	TD
2022*	4/0	0	0	0.0	0.0	0
2023	12/6	7	46	6.6	3.8	0
2024	13/5	39	286	7.3	22.0	2
2025	6/6	24	130	5.4	21.7	1
TOTAL	35/17	70	462	6.6	13.2	3

*redshirt season

CAREER RUSHING HIGHS

Rushing Attempts	25 vs. Cincinnati (2025)
Rushing Yards	176 at Maryland (2025)
Rushing TDs	3 vs. Michigan St. (2025)
Long Rush	50 at Maryland (2025)

CAREER RECEIVING HIGHS

Receptions	7 twice
Receiving Yards	85 vs. Wisconsin (2024)
Receiving TDs	1 three times
Long Reception	29 at USC (2024)

**DONOVAN JONES** #376-1 | 200 | R-FR. | DB
OMAHA, NEB.**CAREER HONORS**

- 2-Time Nebraska Scholar-Athlete Honor Roll

SEASON HIGHLIGHTS

- Has played in every game with four starts
- Had three tackles and his first career pass breakup against Cincinnati as the Huskers held the Bearcats to 69 passing yards on 25 attempts
- Had one solo tackle vs. Akron and helped the Huskers hold the Zips to 62 passing yards on 23 attempts
- Made the first start of his career against Houston Christian and had a career-high four tackles with a half tackle for loss
- Part of a secondary that limited HCU to 67 passing yards
- Marked the first time since 1990 that NU had limited three consecutive opponents to fewer than 100 passing yards
- Made six tackles against No. 21 Michigan
- Had a career-high seven tackles against Michigan State
- Totaled two solo tackles at Maryland

GAME-BY-GAME

OPPONENT	UT-AT-TT	TFL-YD	PBU	INT
Cincinnati	2-1-3	0.0-0	1	0
Akron	1-0-1	0.0-0	0	0
Houston Christian	3-1-4	0.5-3	0	0
Michigan	4-2-6	0.0-0	0	0
Michigan St.	2-5-7	0.0-0	0	0
Maryland	2-0-2	0.0-0	0	0
Minnesota				
Northwestern				
USC				
UCLA				
Penn St.				
Iowa				

CAREER TACKLE STATS

YEAR	G/S	UT	AT	TT	TFL-YD	SCK-YD
2024*	5/0	3	2	5	1.0-2	0.0-0
2025	6/4	14	9	23	0.5-3	0.0-0
TOTAL	11/4	17	11	28	1.5-5	0.0-0

*redshirt

CAREER MISCELLANEOUS STATS

YEAR	FF	FR	PBU	INT	QBH	BLK
2024*	0	0	0	0	0	0
2025	0	0	1	0	0	0
TOTAL	0	0	1	0	0	0

*redshirt

CAREER HIGHS

Tackles	7 vs. Michigan St. (2025)
TFLs	1.0 vs. Boston College (2024)
Sacks	none
Breakups	1 vs. Cincinnati (2025)
Interceptions	none

**DANE KEY** #66-3 | 210 | SR. | WR
LEXINGTON, KY.**CAREER HONORS**

- 2025 Team Captain
- Nebraska Scholar-Athlete Honor Roll (Spring 2025)

2025 WATCH LIST

- Senior Bowl Top 300 List

CAREER SUPERLATIVES

- 100-yard receiving games: 4
- 2-Touchdown Receiving Games: 1

CAREER NOTES

- Was a three-year starter at Kentucky (2022-24) before transferring to Nebraska
- Caught 126 passes for 1,870 yards and 14 touchdowns over 38 games and 35 starts with the Wildcats

SEASON HIGHLIGHTS

- 1 of 10 Huskers to win a team vote to wear a single-digit number
- Has started every game and is tied for the team lead with four touchdown catches while ranking 3rd with 269 receiving yards
- Caught six passes for 51 yards against Cincinnati
- Caught a 3-yard touchdown pass on fourth down in the fourth quarter for what proved to be the game-winning score
- Had three catches for 35 yards against Akron, including an 18-yard touchdown
- Caught four passes for 104 yards - all in the first half - against Houston Christian, including a 39-yard touchdown
- Eclipsed 2,000 career receiving yards against HCU
- Recorded three receptions for 36 yards against No. 21 Michigan
- Had four catches for 43 yards at Maryland, including the game-winning 3-yard touchdown grab with 1:08 remaining

GAME-BY-GAME

OPPONENT	REC.	YDS	TD	LONG
Cincinnati	6	51	1	15
Akron	3	35	1	18
Houston Christian	4	104	1	40
Michigan	3	36	0	21
Michigan St.	0	0	0	-
Maryland	4	43	1	19
Minnesota				
Northwestern				
USC				
UCLA				
Penn St.				
Iowa				

CAREER RECEIVING STATS

YEAR	G/S	REC.	YDS	Y/R	Y/G	TD
2022*	13/12	37	519	14.0	39.9	6
2023*	13/12	42	636	15.1	48.9	6
2024*	12/11	47	715	15.2	59.6	2
2025	6/6	20	269	13.5	44.8	4
TOTAL	44/41	146	2,139	14.7	48.6	18

*at Kentucky

RUSHING: 1 att., -2 yds, 0 TDs**CAREER HIGHS**

Receptions	8 twice*
Receiving Yards	145 vs. Ohio (2024)*
Receiving Touchdowns	2 at Missouri (2022)*
Long Reception	58 vs. Clemson (2023)*

*at Kentucky

ACTIVE FBS CAREER RECEIVING YARDS

RK.	PLAYER, SCHOOL	YARDS
1.	Corey Rucker, Arkansas St.	3,423
2.	Caullin Lacy, Louisville	3,000
3.	CJ Daniels, Miami	2,708
4.	Elijah Saratt, Indiana	2,681
5.	Ashtyn Hawkins, Baylor	2,616
6.	Eric McAlister, TCU	2,435
7.	De'Zhaun Stribling, Ole Miss	2,362
8.	Trayvon Rudolph, Toledo	2,216
9.	Chase Roberts, BYU	2,204
10.	Malachi Fields, Notre Dame	2,188
11.	Skyler Bell, UConn	2,177
12.	Dane Key, Nebraska	2,139

ACTIVE FBS CAREER RECEIVING TDs

RK.	PLAYER, SCHOOL	TDs
1.	CJ Daniels, Miami	26
2.	Corey Rucker, Arkansas St.	25
3.	Elijah Saratt, Indiana	23
4.	Jeremiah Smith, Ohio St.	22
5.	Jordyn Tyson, Arizona St.	21
	KC Concepcion, Texas A&M	21
	Eric McAlister, TCU	21
	Pofele Ashlock, Hawaii	21
9.	Tanner Koziol, Houston	20
10.	RJ Maryland, SMU	19
t-11.	Dane Key, Nebraska	18

**TJ LATEEF #14****6-1 | 200 | FR. | QB
COMPTON, CALIF.****CAREER HONORS**

- Nebraska Scholar-Athlete Honor Roll (Spring 2025)

SEASON HIGHLIGHTS

- Is NU's No. 2 quarterback as a true freshman
- Has played in two games
- Made his Husker debut in impressive fashion against Akron
- Completed 6-of-7 passes for 128 yards and carried twice for 17 yards, including an 8-yard touchdown for his first career score
- Was even better against Houston Christian, completing 5-of-5 passes for 126 yards and one touchdown, including a 62-yard touchdown pass
- Also had a rushing touchdown vs. HCU

GAME-BY-GAME

OPPONENT	COMP-ATT	YDS	TD	INT
Cincinnati	-Did Not Play-			
Akron	6-7	128	0	0
Houston Christian	5-5	126	1	0
Michigan	-Did Not Play-			
Michigan St.	-Did Not Play-			
Maryland	-Did Not Play-			
Minnesota				
Northwestern				
USC				
UCLA				
Penn St.				
Iowa				

CAREER PASSING STATS

YEAR	G/S	CMP-ATT	PCT	YDS	TD	INT
2025	2/0	11-12	91.7	254	1	0

CAREER RUSHING STATS

YEAR	G/S	ATT.	NET	Y/A	Y/G	TD
2025	2/0	5	32	6.4	16.0	2

CAREER PASSING HIGHS

Attempts	7 vs. Akron (2025)
Completions	6 vs. Akron (2025)
Yards	128 vs. Akron (2025)
Touchdowns	1 vs. HCU (2025)
Long Pass	62 vs. HCU (2025)

CAREER RUSHING HIGHS

Attempts	3 vs. HCU (2025)
Yards	17 vs. Akron (2025)
Touchdowns	1 twice
Long Rush	9 vs. Akron (2025)

**CAMERON LENHARDT #11****6-3 | 270 | JR. | DL
STATEN ISLAND, N.Y.****CAREER HONORS**

- Honorable-Mention Freshman All-American (2023)
- Academic All-Big Ten (2024)
- 3-Time Nebraska Scholar-Athlete Honor Roll

SEASON HIGHLIGHTS

- Has started every game this season
- Recorded three tackles against Cincinnati
- Totaled three tackles with a half TFL vs. Akron
- Had his first career pass breakup against #21 Michigan
- Totaled three tackles with a 10-yard sack and a quarterback hurry against Michigan State

GAME-BY-GAME

OPPONENT	UT-AT-TT	TFL-YD	SACK-YD
Cincinnati	0-3-3	0.0-0	0.0-0
Akron	1-2-3	0.5-0	0.0-0
Houston Christian	0-0-0	0.0-0	0.0-0
Michigan	0-0-0	0.0-0	0.0-0
Michigan St.	2-1-3	1.0-10	1.0-10
Maryland	0-0-0	0.0-0	0.0-0
Minnesota			
Northwestern			
USC			
UCLA			
Penn St.			
Iowa			

CAREER TACKLE STATS

YEAR	G/S	UT	AT	TT	TFL-YD	SCK-YD
2023	10/4	9	7	16	5.0-22	3.0-17
2024	13/2	7	9	16	3.0-8	0.5-3
2025	6/6	3	6	9	1.5-10	1.0-10
TOTAL	29/12	19	22	41	9.5-40	4.5-30

CAREER MISCELLANEOUS STATS

YEAR	FF	FR	PBU	INT	QBH	BLK
2023	0	0	0	0	1	0
2024	0	0	0	0	2	0
2025	0	0	1	0	1	0
TOTAL	0	0	1	0	4	0

CAREER HIGHS

Tackles	4 twice
TFLs	2.0 at Colorado (2023)
Sacks	2.0 at Colorado (2023)
Breakups	1 vs. #21 Michigan (2025)

**LUKE LINDENMEYER #44****6-3 | 250 | JR. | TE
LA VISTA, NEB.****CAREER HONORS**

- 2-Time Academic All-Big Ten
- 7-Time Nebraska Scholar-Athlete Honor Roll

PERSONAL NOTES

- Proposed to his fiancée, Kailyn Storovich, on the field following the Akron game

SEASON HIGHLIGHTS

- Has started every game this season and has at least one catch in every game
- Has more receptions (19), receiving yards (196) and receiving touchdowns (2) in six games this season than he had in 27 career games entering this season
- Had five catches for 47 yards against Cincinnati, setting career highs in both categories
- Had five catches and 47 yards after entering the game with five catches for 50 yards in his first 26 career games
- Caught three passes for 44 yards against Akron, including a 10-yard touchdown reception for his first career score
- Had a 9-yard reception vs. Houston Christian
- Set career highs with seven receptions and 60 receiving yards against No. 21 Michigan
- Caught a 6-yard pass against Michigan State
- Had two catches for 30 yards at Maryland with a 7-yard touchdown and a career-long-tying 23-yard catch on NU's game-winning drive

GAME-BY-GAME

OPPONENT	REC.	YDS	TD	LONG
Cincinnati	5	47	0	19
Akron	3	44	1	22
Houston Christian	1	9	0	9
Michigan	7	60	0	23
Michigan St.	1	6	0	6
Maryland	2	30	1	23
Minnesota				
Northwestern				
USC				
UCLA				
Penn St.				
Iowa				

CAREER RECEIVING STATS

YEAR	G/S	REC.	YDS	Y/R	Y/G	TD
2022*	1/0	0	0	0.0	0.0	0
2023	13/5	0	0	0.0	0.0	0
2024	13/2	5	50	10.0	3.8	0
2025	6/6	19	196	10.3	32.7	2
TOTAL	33/13	24	246	10.3	7.5	2

RUSHING: 1 att., -2 yds, 0 TDs

*redshirt season

CAREER HIGHS

Receptions	7 vs. #21 Michigan (2025)
Receiving Yards	60 vs. #21 Michigan (2025)
Receiving Touchdowns	1 twice
Long Reception	23 twice



HENRY
LUTOFSKY #59
6-6 | 320 | SR. | OL
CRAWFORDSVILLE, IOWA

CAREER HONORS

- 2025 Team Captain
- 2-Time Academic All-Big Ten
- 8-Time Nebraska Scholar-Athlete Honor Roll

PERSONAL NOTES

- Graduated with a degree in criminology and criminal justice

CAREER NOTES

- Has made 15 career starts at right guard with six starts at left guard

SEASON HIGHLIGHTS

- Has started every game at left guard
- Helped Nebraska total 728 yards against Akron, the eighth-highest total in school history

CAREER STATS

- **Games:** 44
(2 in 2021; 12 in 2022; 12 in 2023; 12 in 2024; 6 in 2025)
- **Starts:** 21
(2 in 2022; 2 in 2023; 11 in 2024; 6 in 2025)



ANDREW
MARSHALL #10
6-0 | 190 | JR. | DB
EASTVALE, CALIF.

CAREER HONORS

- First-Team All-Big Sky CB (2024 at Idaho)
- Honorable-Mention All-Big Sky KR (2024 at Idaho)
- Nebraska Scholar-Athlete Honor Roll (Spring 2025)

CAREER NOTES

- Was an all-conference cornerback during his two seasons at FCS Idaho (2023-24)
- Started 14 games with the Vandals and totaled 72 tackles, 1.5 TFLs and eight pass breakups
- Was also a top returner at Idaho, returning both a punt and kickoff for a touchdown

SEASON HIGHLIGHTS

- Has started every game this season
- Started against Cincinnati and had five tackles with one pass breakup as Nebraska held Cincinnati to 69 passing yards on 25 attempts
- Had a TFL against Akron when NU limited the Zips to 62 passing yards on 23 attempts
- Recorded five tackles and 1.0 TFL against Houston Christian and helped limit the Huskies to 67 passing yards
- Marked the first time since 1990 that NU had limited three consecutive opponents to fewer than 100 passing yards
- Recorded four tackles against No. 21 Michigan
- Had five tackles with a 5-yard TFL against Michigan State
- Totaled four solo tackles at Maryland

GAME-BY-GAME

OPPONENT	UT-AT-TT	TFL-YD	PBU	INT
Cincinnati	2-3-5	0.0-0	1	0
Akron	1-0-1	1.0-1	0	0
Houston Christian	4-1-5	1.0-1	0	0
Michigan	2-2-4	0.0-0	0	0
Michigan St.	4-1-5	1.0-5	0	0
Maryland	4-0-4	0.0-0	0	0
Minnesota				
Northwestern				
USC				
UCLA				
Penn St.				
Iowa				

CAREER TACKLE STATS

YEAR	G/S	UT	AT	TT	TFL-YD	SCK-YD
2023*	13/1	13	9	22	0.5-3	0.0-0
2024*	13/13	31	19	50	1.0-2	0.0-0
2025	6/6	17	7	24	3.0-7	0.0-0
TOTAL	32/20	61	35	96	4.5-12	0.0-0

*at FCS Idaho

CAREER MISCELLANEOUS STATS

YEAR	FF	FR	PBU	INT	QBH	BLK
2023*	0	0	5	0	0	0
2024*	1	1	3	0	0	0
2025	0	0	1	0	0	0
TOTAL	1	1	9	0	0	0

*at FCS Idaho

KICKOFF RETURNS: 9 ret., 373 yds, 1 TD
PUNT RETURNS: 14 ret., 150 yds, 1 TD

CAREER HIGHS

Tackles	9 at Oregon (2024)*
TFLs	1.0 four times
Sacks	none
Breakups	2 vs. Albany (2023)*
Interceptions	none
Kickoff Returns	3 at Idaho St. (2024)*
Kickoff Return Yards	181 at Idaho St. (2024)*

*at FCS Idaho



DASAN McCULLOUGH **#15**

6-5 | 235 | SR. | LB
KANSAS CITY, KAN.

CAREER HONORS

- Honorable-Mention Freshman All-American (2022 at Indiana)
- Honorable-Mention All-Big Ten (2022 at Indiana)
- Nebraska Scholar-Athlete Honor Roll (Spring 2025)

PERSONAL NOTES

- His father, Deland, is the running backs coach for the Las Vegas Raiders and previously coached running backs for the Kansas City Chiefs (2018-2020)
- Deland was also the running backs coach at Indiana (2011-16 & 2021), USC (2017) and Notre Dame (2022-24)
- His brother, Deland McCullough II, was a defensive back at Miami (Ohio) and Indiana

CAREER NOTES

- Played at both Indiana (2022) and Oklahoma (2023-24) before transferring to Nebraska
- Was an honorable-mention All-Big Ten pick in his lone season as a Hoosier, totaling 49 tackles with 6.5 TFLs and 4.0 sacks
- Totaled 47 tackles and 7.0 TFLs over 17 games and eight starts at Oklahoma

SEASON HIGHLIGHTS

- Has played in every game with three starts
- Is tied for the team lead with 2.0 sacks and is tied for 2nd with 5.0 tackles for loss
- Had four tackles with one pass breakup against Cincinnati
- Totaled the 100th tackle of his career against the Bearcats
- Had two solo tackles against Akron
- Recorded an 11-yard sack against Houston Christian
- Had two tackles for loss against No. 21 Michigan, including a 6-yard sack
- Had a half tackle for loss and a quarterback hurry against Michigan State
- Recorded three tackles at Maryland with 1.5 tackles for loss

GAME-BY-GAME

OPPONENT	UT-AT-TT	TFL-YD	SACK-YD
Cincinnati	1-3-4	0.0-0	0.0-0
Akron	2-0-2	0.0-0	0.0-0
Houston Christian	1-0-1	1.0-11	1.0-11
Michigan	2-0-2	2.0-10	1.0-6
Michigan St.	0-1-1	0.5-2	0.0-0
Maryland	2-1-3	1.5-5	0.0-0
Minnesota			
Northwestern			
USC			
UCLA			
Penn St.			
Iowa			

CAREER TACKLE STATS

YEAR	G/S	UT	AT	TT	TFL-YD	SCK-YD
2022*	12/4	32	17	49	6.5-38	4.0-33
2023^	10/7	15	15	30	3.5-4	0.0-0
2024^	7/1	10	7	17	2.5-6	0.0-0
2025	6/3	8	5	13	5.0-28	2.0-17
TOTAL	35/15	65	44	109	17.5-76	6.0-50

*at Indiana; ^at Oklahoma

CAREER MISCELLANEOUS STATS

YEAR	FF	FR	PBU	INT	QBH	BLK
2022*	0	0	3	0	3	0
2023^	0	0	3	0	3	0
2024^	0	0	0	0	0	0
2025	0	0	1	0	1	0
TOTAL	0	0	7	0	7	0

*at Indiana; ^at Oklahoma

CAREER HIGHS

Tackles	8 at Rutgers (2022)*
TFLs	2.0 twice
Sacks	2.0 vs. Idaho (2022)*
Breakups	2 vs. Maryland (2022)*

*at Indiana



DAWSON MERRITT **#40**

6-3 | 225 | FR. | LB
STILWELL, KAN.

CAREER HONORS

- Nebraska Scholar-Athlete Honor Roll (Spring 2025)

PERSONAL NOTES

- Dawson's father, Dave Merritt, is the defensive backs coach for the Kansas City Chiefs
- Dave Merritt is in his 7th season with the Chiefs in 2025 and his 25th season as an NFL coach
- Prior to coaching, Dave was an All-ACC linebacker at North Carolina State

SEASON HIGHLIGHTS

- Has played in every game with two starts
- Recorded his first career tackle with a solo stop against Akron
- Had a career-high four tackles against Houston Christian with his first career tackle for loss (half TFL) and first career quarterback hurry
- Made his first career start against Michigan State and had two tackles, including a half TFL
- Also started at Maryland

GAME-BY-GAME

OPPONENT	UT-AT-TT	TFL-YD	SACK-YD
Cincinnati	0-0-0	0.0-0	0.0-0
Akron	1-0-1	0.0-0	0.0-0
Houston Christian	2-2-4	0.5-1	0.0-0
Michigan	0-0-0	0.0-0	0.0-0
Michigan St.	0-2-2	0.5-0	0.0-0
Maryland	0-0-0	0.0-0	0.0-0
Minnesota			
Northwestern			
USC			
UCLA			
Penn St.			
Iowa			

CAREER TACKLE STATS

YEAR	G/S	UT	AT	TT	TFL-YD	SCK-YD
2025	6/2	3	4	7	1.0-1	0.0-0

CAREER MISCELLANEOUS STATS

YEAR	FF	FR	PBU	INT	QBH	BLK
2025	0	0	0	0	1	0

CAREER HIGHS

Tackles	4 vs. HCU (2025)
TFLs	0.5 twice
Sacks	none
Breakups	none



CORTEZ MILLS JR. **#19**
6-0 | 185 | FR. | WR
HOMESTEAD, FLA.

SEASON HIGHLIGHTS

- Has played in every game as a true freshman and caught at least one pass in every game but one
- Had a 13-yard reception against Cincinnati
- Had a 7-yard reception against Akron
- Set career highs with three receptions for 98 yards against Houston Christian, including a 62-yard touchdown for his first career score
- Caught a 10-yard pass against No. 21 Michigan
- Had a 10-yard reception against Michigan State

GAME-BY-GAME

OPPONENT	REC.	YDS	TD	LONG
Cincinnati	1	13	0	13
Akron	1	7	0	7
Houston Christian	3	98	1	62
Michigan	1	10	0	10
Michigan St.	1	10	0	10
Maryland	0	0	0	-
Minnesota				
Northwestern				
USC				
UCLA				
Penn St.				
Iowa				



ISAIAH MOZEE **#22**
6-0 | 210 | FR. | RB
KANSAS CITY, MO.

CAREER HONORS

- Nebraska Scholar-Athlete Honor Roll (Spring 2025)

PERSONAL NOTES

- Isaiah's father, Jamar Mozee, is a senior football assistant at Nebraska

SEASON HIGHLIGHTS

- Has had at least one offensive touch in every game as a true freshman
- Saw action against Cincinnati and had one carry and a two-yard reception
- Caught three passes for 65 yards against Akron with a 5-yard punt return
- Had three catches for 26 yards with a 38-yard punt return against Houston Christian
- Had a 1-yard carry against No. 21 Michigan and a 23-yard kickoff return
- Recorded three carries for nine yards against Michigan State
- Set career highs with five carries and 24 rushing yards at Maryland with a career-long 8-yard run
- Also caught two passes for 10 yards against the Terps

RUSHING GAME-BY-GAME

OPPONENT	ATT.	YDS	TD	LONG
Cincinnati	1	-2	0	0
Akron	0	0	0	-
Houston Christian	0	0	0	-
Michigan	1	1	0	1
Michigan St.	3	9	0	5
Maryland	5	24	0	8
Minnesota				
Northwestern				
USC				
UCLA				
Penn St.				
Iowa				

RECEIVING GAME-BY-GAME

OPPONENT	REC.	YDS	TD	LONG
Cincinnati	1	2	0	2
Akron	3	65	0	39
Houston Christian	3	26	0	15
Michigan	0	0	0	-
Michigan St.	0	0	0	-
Maryland	2	10	0	9
Minnesota				
Northwestern				
USC				
UCLA				
Penn St.				
Iowa				

CAREER RUSHING STATS

YEAR	G/S	ATT.	NET	Y/A	Y/G	TD
2025	6/0	10	32	3.2	5.3	0

CAREER RECEIVING STATS

YEAR	G/S	REC.	YDS	Y/R	Y/G	TD
2025	6/0	9	103	11.4	17.2	0

PUNT RETURNS: 2 ret., 43 yds, 0 TDs

KICKOFF RETURNS: 2 ret., 52 yds, 0 TDs

CAREER HIGHS

Rushing Attempts	5 at Maryland (2025)
Rushing Yards	24 at Maryland (2025)
Rushing TDs	none
Long Rush	8 at Maryland (2025)
Receptions	3 twice
Receiving Yards	65 vs. Akron (2025)
Receiving TDs	none
Long Reception	39 vs. Akron (2025)

CAREER RECEIVING STATS

YEAR	G/S	REC.	YDS	Y/R	Y/G	TD
2025	6/0	7	138	19.7	23.0	1

CAREER HIGHS

Receptions	3 vs. HCU (2025)
Receiving Yards	98 vs. HCU (2025)
Receiving Touchdowns	1 vs. HCU (2025)
Long Reception	62 [TD] vs. HCU (2025)



CARTER NELSON #29

6-5 | 240 | SO. | WR
AINSWORTH, NEB.

CAREER HONORS

- Nebraska Scholar-Athlete Honor Roll (Fall 2024)

CAREER NOTES

- Played his freshman season as a wide receiver before switching to tight end
- Missed most of the offseason following hip surgery

SEASON HIGHLIGHTS

- Has played in every game this season
- Caught a 3-yard pass against Michigan State and also returned a block punt three yards for a touchdown

GAME-BY-GAME

OPPONENT	REC.	YDS	TD	LONG
Cincinnati	0	0	0	-
Akron	0	0	0	-
Houston Christian	0	0	0	-
Michigan	0	0	0	-
Michigan St.	1	3	0	3
Maryland	0	0	0	-
Minnesota				
Northwestern				
USC				
UCLA				
Penn St.				
Iowa				

CAREER RECEIVING STATS

YEAR	G/S	REC.	YDS	Y/R	Y/G	TD
2024	13/0	10	86	8.6	6.6	1
2025	6/0	1	3	3.0	0.5	0
TOTAL	19/0	11	89	8.1	4.7	1

RUSHING: 2 att., -1 yds, 0 TDs

PUNT RETURNS: 1 ret., 3 yds, 1 TD

CAREER HIGHS

Receptions	4 vs. UNI (2024)
Receiving Yards	48 vs. UNI (2024)
Receiving Touchdowns	1 vs. UNI (2024)
Long Reception	24 [TD] vs. UNI (2024)
Punt Return TD	1 vs. Michigan St. [blocked] (2025)



MEKHI NELSON #35

6-0 | 195 | R-FR. | RB
WILKES-BARRE, PA.

CAREER HONORS

- 2-Time Nebraska Scholar-Athlete Honor Roll

SEASON HIGHLIGHTS

- Has played in five games
- Had one carry against Cincinnati
- Had a career game against Akron
- Set career highs with 10 carries, 41 rushing yards, four receptions and 48 receiving yards
- Scored on a 1-yard touchdown run for his first career touchdown
- Carried three times for a career-high 19 yards against No. 21 Michigan, with a career-long 11-yard rush
- Also had one catch against Michigan
- Had an 11-yard carry against Michigan State
- Also recovered a fumble on kickoff coverage that set up a go-ahead field goal

GAME-BY-GAME

OPPONENT	ATT.	YDS	TD	LONG
Cincinnati	1	0	0	0
Akron	5	11	1	6
Houston Christian	-Did Not Play-			
Michigan	3	19	0	11
Michigan St.	1	11	0	11
Maryland	0	0	0	-
Minnesota				
Northwestern				
USC				
UCLA				
Penn St.				
Iowa				

CAREER RUSHING STATS

YEAR	G/S	ATT.	NET	Y/A	Y/G	TD
2024*	1/0	1	2	2.0	2.0	0
2025	5/0	10	41	4.1	8.2	1
TOTAL	6/0	11	43	3.9	7.2	1

*redshirt season

CAREER RECEIVING STATS

YEAR	G/S	REC.	YDS	Y/R	Y/G	TD
2024*	1/0	0	0	0.0	0.0	0
2025	5/0	4	48	12.0	9.6	0
TOTAL	6/0	4	48	12.0	8.0	0

*redshirt season

CAREER HIGHS

Rushing Attempts	5 vs. Akron (2025)
Rushing Yards	19 vs. #21 Michigan (2025)
Rushing TDs	1 vs. Akron (2025)
Long Rush	11 twice
Receptions	3 vs. Akron (2025)
Receiving Yards	52 vs. Akron (2025)
Receiving TDs	none
Long Reception	41 vs. Akron (2025)



WILLIAMS NWANERI #96

6-7 | 265 | R-FR. | DL
LEE'S SUMMIT, MO.

CAREER HONORS

- Nebraska Scholar-Athlete Honor Roll (Spring 2025)

CAREER NOTES

- Redshirted at Missouri in 2024 before transferring to Nebraska
- Played in four games at Missouri and made four tackles with 1.0 TFL and 1.0 sack

2025 FBS TOP-25 RANKINGS

- Fumble Recoveries: 3rd (2)

SEASON HIGHLIGHTS

- Has played in every game with three starts
- Set a career high with six tackles against Cincinnati while adding a half TFL, his first career pass breakup and a quarterback hurry
- Had one solo tackle and one hurry against Akron
- Has a 29-yard fumble return for a touchdown against Houston Christian
- Started the first game of his career against No. 21 Michigan and recorded three tackles and one quarterback hurry
- Had five tackles with 1.5 sacks in a start against Michigan State

GAME-BY-GAME

OPPONENT	UT-AT-TT	TFL-YD	SACK-YD
Cincinnati	2-4-6	0.5-2	0.0-0
Akron	1-0-1	0.0-0	0.0-0
Houston Christian	0-0-0	0.0-0	0.0-0
Michigan	0-3-3	0.0-0	0.0-0
Michigan St.	2-3-5	1.5-17	1.5-17
Maryland	0-0-0	0.0-0	0.0-0
Minnesota			
Northwestern			
USC			
UCLA			
Penn St.			
Iowa			

CAREER TACKLE STATS

YEAR	G/S	UT	AT	TT	TFL-YD	SCK-YD
2024*^	4/0	1	1	2	1.0-2	1.0-2
2025	6/3	5	10	15	2.0-19	1.5-17
TOTAL	10/3	6	11	17	3.0-21	2.5-19

*redshirt; ^at Missouri

CAREER MISCELLANEOUS STATS

YEAR	FF	FR	PBU	INT	QBH	BLK
2024*^	0	0	0	0	1	0
2025	0	2	1	0	3	0
TOTAL	0	2	1	0	4	0

*redshirt; ^at Missouri

CAREER HIGHS

Tackles	6 vs. Cincinnati (2025)
TFLs	1.5 vs. Michigan St. (2025)
Sacks	1.5 vs. Michigan St. (2025)
Breakups	1 vs. Cincinnati (2025)

**KADE PIETRZAK #93****6-5 | 265 | FR. | DL
WEST FARGO, N.D.****SEASON HIGHLIGHTS**

- Has played in every game as a true freshman
- Tied for the team lead with 2.0 sacks
- Led Nebraska with four tackles against Akron with 2.0 tackles for loss, including a 3-yard TFL resulting in a safety
- Had a quarterback hurry against Michigan State
- Tied his career high with 2.0 TFLs at Maryland and was credited with his first career sack
- His fourth-quarter sack - on an intentional grounding call - contributed to Maryland failing on a fourth-down conversion three plays later that sealed Nebraska's three-point victory

GAME-BY-GAME

OPPONENT	UT-AT-TT	TFL-YD	SACK-YD
Cincinnati	0-0-0	0.0-0	0.0-0
Akron	3-1-4	2.0-6	0.0-0
Houston Christian	0-0-0	0.0-0	0.0-0
Michigan	0-0-0	0.0-0	0.0-0
Michigan St.	0-0-0	0.0-0	0.0-0
Maryland	2-0-2	2.0-20	1.0-14
Minnesota			
Northwestern			
USC			
UCLA			
Penn St.			
Iowa			

CAREER TACKLE STATS

YEAR	G/S	UT	AT	TT	TFL-YD	SCK-YD
2025	6/0	4	1	5	4.0-26	1.0-14

CAREER MISCELLANEOUS STATS

YEAR	FF	FR	PBU	INT	QBH	BLK
2025	0	0	0	0	1	0

CAREER HIGHS

Tackles	4 vs. Akron (2025)
TFLs	2.0 twice
Sacks	1.0 at Maryland (2025)
Breakups	none
Safeties	1 vs. Akron (2025)

**ELIJAH PRITCHETT #57****6-6 | 325 | JR. | OL
COLUMBUS, GA.****CAREER HONORS**

- Nebraska Scholar-Athlete Honor Roll (Spring 2025)

CAREER NOTES

- Spent three seasons at Alabama (2022-24) before transferring to Nebraska
- Played in 29 games with 12 starts with the Crimson Tide
- Has started 11 games at right tackle and three games at left tackle in his career

SEASON HIGHLIGHTS

- Has played in every game with two starts at left tackle
- Helped Nebraska total 728 yards against Akron, the eighth-highest total in school history
- Started his first game at Nebraska at left tackle against Michigan State

CAREER STATS

- **Games:** 36
(2 in 2022*; 14 in 2023*; 13 in 2024*; 6 in 2025)
- **Starts:** 14 (12 in 2024*; 2 in 2025)

*at Alabama

**TEDDY PROCHAZKA #65****6-10 | 320 | SR. | OL
ELKHORN, NEB.****CAREER HONORS**

- 2-Time Academic All-Big Ten
- 8-Time Nebraska Scholar-Athlete Honor Roll

2025 WATCH LISTS

- Wuerffel Trophy
- Allstate Good Works Team

PERSONAL NOTES

- Graduated with a degree in sports media and communications
- On track to earn his master's degree in applied science this December

CAREER NOTES

- 10 of his 15 career starts have come at left tackle, with four starts at right tackle and one start as a sixth offensive lineman
- Has suffered three season-ending knee injuries in his career
- Suffered in-season-ending injuries in 2021 and 2022 and a preseason season-ending injury in 2024
- Started at left tackle as a true freshman against Northwestern in 2021 to become only the 2nd true freshman in the modern era of Nebraska football to start a game at left tackle, joining Turner Cororan, who started at left tackle at Rutgers in 2020
- Overall, became just the 7th true freshman offensive lineman to start a game in the modern era of Nebraska football

SEASON HIGHLIGHTS

- Has played in five games and started four games at right tackle
- Started at right tackle against Cincinnati, in his first game played since Nov. 24, 2023 (644 days)
- Helped Nebraska total 728 yards against Akron, the eighth-highest total in school history

CAREER STATS

- **Games:** 23
(5 in 2021; 3 in 2022; 10 in 2023; 5 in 2025)
- **Starts:** 15
(2 in 2021; 3 in 2022; 6 in 2023; 4 in 2025)

**DYLAN
RAIOLA**

#15

**6-3 | 230 | SO. | QB
BUFORD, GA.****CAREER HONORS**

- 2025 Team Captain
- Big Ten Freshman of the Week (Sept. 2)
- Shaun Alexander Freshman of the Year Semifinalist (2024)

NEBRASKA RECORDS

- Freshman Passing Yards: 2,819 (2024)
- Freshman Completion Percentage: 67.1 (2024)
- Consecutive Completions: 20 (2025)

2025 WATCH LISTS

- Maxwell Award
- Polynesian Player of the Year

PERSONAL NOTES

- His father, Dominic, was an All-America center at Nebraska who went on to play in 219 games with 203 starts over 14 seasons for the Detroit Lions
- His godfather is NFL quarterback Matthew Stafford

CAREER NOTES

- 1 of 2 true freshmen quarterbacks (along with Adrian Martinez in 2018) to start a season opener for Nebraska since World War II
- Only Nebraska true freshman quarterback to win a bowl game

2025 FBS TOP-25 RANKINGS

- Completion Percentage: 4th (73.4)
- Passing Touchdowns: 5th (16)
- Completions Per Game: 11th (23.0)
- Passing Efficiency: 16th (167.3)
- Points Responsible For Per Game: 17th (16.0)
- Points Responsible For: 19th (96)
- Passing Yards Per Game: 19th (265.2)
- Passing Yards: 22nd (1,591)

SEASON HIGHLIGHTS

- Only the 3rd sophomore team captain in the modern history of Nebraska football
- Has completed 70 percent of his passes in 4 of 6 games this year and in 10 of his 19 career games
- Has thrown for 1,591 yards while completing 73.4 percent of his passes for 16 touchdowns
- Ranks 2nd in the Big Ten in completions and touchdown passes and 3rd in completion percentage
- Was efficient against Cincinnati, completing 33-of-42 passes for 243 yards and two touchdowns without a turnover
- His 33 completions tied for fourth-most in school history and were the most of any FBS quarterback in week 0 or week 1
- Completed 24-of-31 passes against Akron and set career highs with 364 passing yards and four touchdowns against Akron
- Completed his first nine passes of the game which stretched his streak to a school-record 20 consecutive completions, eclipsing the previous record of 15 by Dave Humm in 1974

- Played only the first half against Houston Christian, completing 15-of-21 passes for 222 yards and two touchdowns
- Completed 30-of-41 passes for 308 yards and three touchdowns against No. 21 Michigan
- Became the first player to have a 300-yard passing game against the Wolverine's since Purdue's Aidan O'Connell in 2022
- Completed 16-of-24 passes for 194 yards and one touchdown against Michigan State
- Nebraska trailed by seven late in the third quarter before Raiola led the Huskers to 24 straight points, completing 10-of-14 passes for 156 yards and one touchdown to close out the game
- Led Nebraska to another comeback at Maryland, completing 8-of-12 passes in the fourth quarter for 108 yards and one touchdown
- Went 4-of-5 on the game-winning drive, throwing for 72 yards, including the game-winning touchdown pass with 1:08 remaining
- Finished 20-of-29 passing for 260 yards and four touchdowns against Maryland

NEBRASKA CAREER PASSING YARDS

RK.	PLAYER, YEARS	YARDS
1.	Tommy Armstrong Jr., 2013-16	8,871
2.	Adrian Martinez, 2018-21	8,491
3.	Taylor Martinez, 2010-13	7,258
4.	Zac Taylor, 2005-06	5,850
5.	Joe Ganz, 2006-08	5,125
6.	Dave Humm, 1972-74	5,035
7.	Jerry Tagge, 1969-71	4,704
8.	Eric Crouch, 1998-2001	4,481
9.	Dylan Raiola, 2024-pres.	4,410

NEBRASKA CAREER COMPLETIONS

RK.	PLAYER, YEARS	COM.
1.	Adrian Martinez, 2018-21	670
2.	Tommy Armstrong Jr., 2013-16	625
3.	Taylor Martinez, 2010-13	575
4.	Zac Taylor, 2005-06	470
5.	Dylan Raiola, 2024-pres.	413

NEBRASKA CAREER COMPLETION PCT.

RK.	PLAYER, YEARS	PCT.
1.	Dylan Raiola, 2024-pres.	69.1
2.	Joe Ganz, 2006-08	65.1
3.	Adrian Martinez, 2018-21	63.5
4.	Casey Thompson, 2022	63.1
5.	Sam Keller, 2007	63.1

Note: Minimum 200 attempts**PASSING GAME-BY-GAME**

OPPONENT	COMP-ATT	YDS	TD	INT
Cincinnati	33-42	243	2	0
Akron	24-31	364	4	0
Houston Christian	15-21	222	2	0
Michigan	30-41	308	3	1
Michigan St.	16-24	194	1	1
Maryland	20-29	260	4	3
Minnesota				
Northwestern				
USC				
UCLA				
Penn St.				
Iowa				

TOTAL OFFENSE GAME-BY-GAME

OPPONENT	ATT.	PASS	RUSH	TOT.
Cincinnati	46	243	-1	242
Akron	34	364	13	377
Houston Christian	23	222	7	229
Michigan	48	308	-49	259
Michigan St.	33	194	-17	177
Maryland	31	260	-4	256
Minnesota				
Northwestern				
USC				
UCLA				
Penn St.				
Iowa				

CAREER PASSING STATS

YEAR	G/S	CMP-ATT	PCT	YDS	TD	INT
2024	13/13	275-410	67.1	2,819	13	11
2025	6/6	138-188	73.4	1,591	16	5
TOTAL	19/19	413-598	69.1	4,410	29	16

RUSHING: 77 att., -116 yds, 0 TDs**CAREER SUPERLATIVES**

300-Yard Passing Games	2
250-Yard Passing Games	6
Games with 2+ TD Passes	8
Games with 3+ TD Passes	4
Games with 4+ TD Passes	2

CAREER PASSING HIGHS

Attempts	44 at Indiana (2024)
Completions	33 vs. Cincinnati (2025)
Yards	364 vs. Akron (2025)
Touchdowns	4 twice
Long Pass	64 at Maryland [TD] (2025)

CAREER RUSHING HIGHS

Attempts	9 twice
Yards	31 at Ohio St. (2024)
Touchdowns	none
Long Rush	38 at Ohio St. (2024)

CAREER TOTAL OFFENSE HIGHS

Attempts	48 vs. #21 Michigan (2025)
Yards	377 vs. Akron (2025)
Touchdowns	4 twice

**VINCENT
SHAVERS JR.**

#9

**6-1 | 225 | SO. | LB
MIAMI, FLA.****CAREER HONORS**

- 2-Time Nebraska Scholar-Athlete Honor Roll

SEASON HIGHLIGHTS

- 1 of 10 Huskers to win a team vote to wear a single-digit number
- Has played in every game with five starts
- Tied for 2nd on the team with 5.0 tackles for loss
- Made a big impact in Nebraska's season-opening win over Cincinnati
- Had three tackles and forced a fumble late in the first half that set up a Husker touchdown
- Started and had two solo tackles and one quarterback hurry against Akron
- Also started against Houston Christian and had one tackle for loss
- Had seven tackles against No. 21 Michigan, including a 1-yard TFL
- Set a career high with nine tackles against Michigan State and tied his career high with 2.0 TFLs
- Had four tackles with 1.0 TFL at Maryland and broke up the first pass of his career

GAME-BY-GAME

OPPONENT	UT-AT-TT	TFL-YD	SACK-YD
Cincinnati	1-2-3	0.0-0	0.0-0
Akron	2-0-2	0.0-0	0.0-0
Houston Christian	1-0-1	1.0-1	0.0-0
Michigan	3-4-7	1.0-1	0.0-0
Michigan St.	6-3-9	2.0-3	0.0-0
Maryland	3-1-4	1.0-2	0.0-0
Minnesota			
Northwestern			
USC			
UCLA			
Penn St.			
Iowa			

CAREER TACKLE STATS


YEAR	G/S	UT	AT	TT	TFL-YD	SCK-YD
2024	13/2	12	13	25	2.5-11	1.0-8
2025	6/5	16	10	26	5.0-7	0.0-0
TOTAL	19/7	28	23	51	7.5-18	1.0-8

CAREER MISCELLANEOUS STATS

YEAR	FF	FR	PBU	INT	QBH	BLK
2024	1	0	0	0	0	0
2025	1	0	1	0	1	0
TOTAL	2	0	1	0	1	0

CAREER HIGHS

Tackles	9 vs. Michigan St. (2025)
TFLs	2.0 twice
Sacks	1.0 vs. Boston College (2024)
Breakups	1 at Maryland (2025)

**DESHON
SINGLETON**

#8

**6-3 | 210 | SR. | DB
AMITE, LA.****CAREER HONORS**

- 2025 Team Captain
- Breakout Defensive Player of the Week (Shrine Bowl, 2025 vs. Michigan State)
- Academic All-Big Ten (2024)
- 5-Time Nebraska Scholar-Athlete Honor Roll

CAREER NOTES

- In his fourth season at Nebraska after spending the 2021 season at Hutchinson (Kan.) CC
- Returned in 2024 following a season-ending injury in 2023

CAREER SUPERLATIVES

- Double-Digit Tackle Games: 1

2025 FBS TOP-25 RANKINGS

- Total Interceptions: 20th (2)
- Fumble Recoveries: 22nd (1)

SEASON HIGHLIGHTS

- 1 of 10 Huskers to win a team vote to wear a single-digit number
- Has started every game and ranks 2nd on the team with 28 tackles and two pass breakups
- Leads Nebraska with two interceptions
- Led Nebraska with seven tackles against Cincinnati, including a half TFL while recording his 100th career tackle
- His play helped Nebraska hold Cincinnati to 69 passing yards on 25 attempts
- Had three tackles and a pass breakup as NU limited Akron to 62 pass yards on 23 attempts
- Had two tackles against Houston Christian with a half TFL as NU limited the Huskies to 67 passing yards
- Marked the first time since 1990 that NU had limited three consecutive opponents to fewer than 100 passing yards
- Recorded five tackles against No. 21 Michigan and recovered a fumble that set up a Husker field goal
- Intercepted two passes against Michigan State while adding six tackles
- Was named the Shrine Bowl "Breakout Defensive Player of the Week" for his performance against MSU
- Had five tackles at Maryland and broke up a fourth-down pass on the Terps' final play to preserve the victory

GAME-BY-GAME

OPPONENT	UT-AT-TT	TFL-YD	PBU	INT
Cincinnati	3-4-7	0.5-1	0	0
Akron	2-1-3	0.0-0	1	0
Houston Christian	1-1-2	0.5-4	0	0
Michigan	2-3-5	0.0-0	0	0
Michigan St.	4-2-6	0.0-0	0	2
Maryland	3-2-5	0.0-0	1	0
Minnesota				
Northwestern				
USC				
UCLA				
Penn St.				
Iowa				

CAREER TACKLE STATS

YEAR	G/S	UT	AT	TT	TFL-YD	SCK-YD
2022	12/0	1	2	3	0.0-0	0.0-0
2023	5/5	8	11	19	2.5-3	0.0-0
2024	13/13	45	26	71	1.0-1	0.0-0
2025	6/6	15	13	28	1.0-5	0.0-0
TOTAL	36/24	69	52	121	4.5-9	0.0-0

CAREER MISCELLANEOUS STATS

YEAR	FF	FR	PBU	INT	QBH	BLK
2022	0	0	0	0	0	0
2023	0	0	1	0	0	0
2024	0	1	3	1	0	0
2025	0	1	2	2	0	0
TOTAL	0	2	6	3	0	0

CAREER HIGHS

Tackles	10 at Ohio St. (2024)
TFLs	1.5 vs. Louisiana Tech (2023)
Sacks	none
Breakups	1 six times
Interceptions	2 vs. Michigan St. (2025)



ROCCO SPINDLER **#50**

6-5 | 320 | SR. | OL
CLARKSTON, MICH.

CAREER HONORS

- Nebraska Scholar-Athlete Honor Roll (Spring 2025)

PERSONAL NOTES

- Graduated from Notre Dame with a degree in American studies

CAREER NOTES

- Spent four seasons at Notre Dame (2021-24) before transferring to Nebraska
- All 29 of his career starts have been at right guard

SEASON HIGHLIGHTS

- Has started every game at right guard
- Helped Nebraska total 728 yards against Akron, the eighth-highest total in school history

CAREER STATS

- **Games:** 46
(2 in 2021*; 12 in 2022*; 10 in 2023*; 16 in 2024*; 6 in 2025)
- **Starts:** 29 (10 in 2023*; 13 in 2024; 6 in 2025)

*at Notre Dame



RILEY VAN POPPEL **#5**

6-5 | 295 | SO. | DL
ARGYLE, TEXAS

CAREER HONORS

- Academic All-Big Ten (2024)
- 4-Time Nebraska Scholar-Athlete Honor Roll

PERSONAL NOTES

- His father, Todd, was a first-round pick in the 1990 MLB Draft who went on to pitch for 11 years in the majors (359 appearances, 98 starts)

SEASON HIGHLIGHTS

- 1 of 10 Huskers to win a team vote to wear a single-digit number
- Has played in every game
- Had one tackle against Cincinnati
- Recorded a half TFL against Akron and also blocked a field goal for his first career block
- Had a 12-yard strip sack against Houston Christian that was returned 29 yards for a touchdown by Williams Nwaneri
- Totaled two tackles against No. 21 Michigan
- Recorded one solo tackle at Maryland

GAME-BY-GAME

OPPONENT	UT	AT	TT	TFL-YD	SACK-YD
Cincinnati	0-1-1			0.0-0	0.0-0
Akron	0-1-1			0.5-1	0.0-0
Houston Christian	1-0-1			1.0-12	1.0-12
Michigan	1-1-2			0.0-0	0.0-0
Michigan St.	0-0-0			0.0-0	0.0-0
Maryland	1-0-1			0.0-0	0.0-0
Minnesota					
Northwestern					
USC					
UCLA					
Penn St.					
Iowa					

CAREER TACKLE STATS

YEAR	G/S	UT	AT	TT	TFL-YD	SCK-YD
2023	11/0	1	4	5	1.0-5	0.5-5
2024*	5/0	2	1	3	1.0-2	0.0-0
2025	6/0	3	3	6	1.5-13	1.0-12
TOTAL	22/0	6	8	14	3.5-20	1.5-17

*redshirt season

CAREER MISCELLANEOUS STATS

YEAR	FF	FR	PBU	INT	QBH	BLK
2023	0	0	0	0	1	0
2024*	0	0	0	0	1	0
2025	1	0	0	0	0	1
TOTAL	1	0	0	0	2	1

*redshirt season

CAREER HIGHS

Tackles	2 vs. #21 Michigan (2025)
TFLs	1.0 twice
Sacks	1.0 vs. HCU (2025)
Breakups	none
Blocked Field Goals	vs. Akron (2025)



MARQUES WATSON-TRENT **#33**

5-11 | 225 | SR. | LB
PITTSBURGH, PA.

CAREER HONORS

- Sun Belt Defensive Player of the Year (2024 at Georgia Southern)
- Honorable-Mention All-American (2023 at Georgia Southern - Phil Steele)
- 2-Time First-Team All-Sun Belt (2023 & 2024 at Georgia Southern)
- Second-team All-Sun Belt (2022 at Georgia Southern)
- 2-Time Sun Belt Defensive Player of the Week (at Georgia Southern)
- Nebraska Scholar-Athlete Honor Roll (Spring 2025)

PERSONAL NOTES

- Graduated from Georgia Southern with a degree in interdisciplinary studies

CAREER NOTES

- Played five seasons at Georgia Southern (2020-24) before transferring to Nebraska
- Had one year of eligibility remaining because the 2020 Covid season did not count as a season of eligibility, and he received a medical hardship for the 2021 season
- Played in 49 games with 37 starts at Georgia Southern, totaling 363 tackles, 26.0 TFLs, 6.0 sacks, six pass breakups and two interceptions

CAREER SUPERLATIVES

- Double-Digit Tackle Games: 16

SEASON HIGHLIGHTS

- Has played in four games with three starts
- Started and had two tackles in his Husker debut against Cincinnati
- Recorded one solo tackle against Akron
- Had three tackles with a 6-yard sack against Houston Christian
- Recorded three tackles vs. No. 21 Michigan
- Finished with six tackles at Maryland

ACTIVE FBS CAREER TACKLE LEADERS**PLAYER, SCHOOL TACKLES**

Jason Henderson, Old Dominion 444

Marques Watson-Trent, Nebraska 380

WATSON-TRENT GAME-BY-GAME**OPPONENT UT-AT-TT TFL-YD SACK-YD**

Cincinnati 0-2-2 0.0-0 0.0-0

Akron 1-0-1 0.0-0 0.0-0

Houston Christian 3-0-3 1.0-6 1.0-6

Michigan 0-3-3 0.0-0 0.0-0

Michigan St. -Did Not Play-

Maryland 4-2-6 0.0-0 0.0-0

Minnesota

Northwestern

USC

UCLA

Penn St.

Iowa

CAREER TACKLE STATS**YEAR G/S UT AT TT TFL-YD SCK-YD**

2020*! 10/0 4 2 6 0.0-0 0.0-0

2021*^ 1/1 1 2 3 0.0-0 0.0-0

2022* 13/11 49 65 114 5.5-14 1.0-5

2023* 13/13 58 64 122 13.0-26 3.5-11

2024* 12/12 52 66 118 7.5-24 1.5-15

2025 5/3 8 7 15 1.0-6 1.0-6

TOTAL 54/40 172 208 380 27.0-70 7.0-37

*at Georgia Southern; !Covid year; ^redshirt

CAREER MISCELLANEOUS STATS**YEAR FF FR PBU INT QBH BLK**

2020*! 0 0 0 0 0 0

2021*^ 0 0 0 0 2 0

2022* 1 0 3 0 3 0

2023* 1 0 2 2 2 0

2024* 4 0 1 0 2 0

2025 0 0 0 0 0 0

TOTAL 6 0 6 2 9 0

*at Georgia Southern; !Covid year; ^redshirt

CAREER HIGHS**Tackles** 16 vs. South Alabama (2022)***TFLs** 3.0 vs. Louisiana-Monroe (2023)***Sacks** 1.5 vs. James Madison (2024)***Breakups** 2 vs. Buffalo (2022)***Interceptions** 1 twice

*at Georgia Southern

**KENNETH WILLIAMS #32****5-9 | 190 | SO. | RB
DETROIT MICH.****CAREER HONORS**

- Nebraska Scholar-Athlete Honor Roll (Fall 2024)

SEASON HIGHLIGHTS

- Has played in every game and ranks 2nd in the Big Ten in kickoff return average (30.1 ypr)
- Leads Nebraska with seven kickoff returns for 211 yards and has added 22 rushing yards and 20 receiving yards
- Had two kickoff returns for 33 yards against Cincinnati
- Had two kickoff returns for 42 yards and a 15-yard carry against Akron
- Had a career-long 28-yard kickoff return vs. Houston Christian while carrying four times for seven yards
- Also had a 20-yard reception against HCU for his first career catch
- Had two kickoff returns for a career-high 108 yards at Maryland, including a career-long 85-yard return

KICKOFF RETURN GAME-BY-GAME**OPPONENT RET. YDS TD LONG**

Cincinnati 2 33 0 21

Akron 2 42 0 23

Houston Christian 1 28 0 28

Michigan 0 0 0 -

Michigan St. 0 0 0 -

Maryland 2 108 0 85

Minnesota

Northwestern

USC

UCLA

Penn St.

Iowa

CAREER RUSHING STATS**YEAR G/S ATT. NET Y/A Y/G TD**

2024* 2/0 1 5 5.0 2.5 0

2025 6/0 5 22 4.4 3.7 0

TOTAL 8/0 6 27 4.5 3.4 0

*redshirt season

RECEIVING: 1 rec., 20 yds, 0 TDs**CAREER KICKOFF RETURN STATS****YEAR G/S RET. YDS Y/R Y/G TD**

2024* 2/0 1 23 23.0 11.5 0

2025 6/0 7 211 30.1 35.2 0

TOTAL 8/0 8 234 29.3 29.3 0

*redshirt season

CAREER HIGHS**Rushing Attempts** 4 vs. HCU (2025)**Rushing Yards** 15 vs. Akron (2025)**Rushing TDs** none**Long Rush** 15 vs. Akron (2025)**Kickoff Returns** 2 three times**Kickoff Return Yards** 108 at Maryland (2025)**Kickoff Return TDs** none**Long Kickoff Return** 85 at Maryland (2025)**ARCHIE WILSON #83****6-2 | 215 | FR. | P
VICTORIA, AUSTRALIA****PERSONAL NOTES**

- Can kick with either his left or right foot
- Earned a Nebraska scholarship following a video tryout from Australia

CAREER NOTES

- Had never played in a football game prior to the season opener against Cincinnati

SEASON HIGHLIGHTS

- Serves as Nebraska's starting punter but has only punted in four of the Huskers' six games
- Was effective in the first football game of his career against Cincinnati
- Placed three of his four punts inside the 15-yard line with two punts inside the 10, and none of his four punts was returned
- Did not play against Akron as Nebraska did not punt in the game
- Played against Houston Christian but did not punt as the Huskers did not punt for a second straight game
- Averaged 49.2 yards per punt on four punts against No. 21 Michigan, with a career-long 56-yard punt
- Had two 50-yard punts against Michigan, which was held to -1 punt return yards
- Placed two of his four punts against Michigan State inside the 20 with one punt inside the 10
- Punted once at Maryland

GAME-BY-GAME**OPPONENT NO. AVG I20 LONG**

Cincinnati 4 36.8 3 41

Akron -Did Not Play-

Houston Christian 0 0.0 0 -

Michigan 4 49.2 0 56

Michigan St. 4 30.0 2 46

Maryland 1 20.0 0 20

Minnesota

Northwestern

USC

UCLA

Penn St.

Iowa

CAREER PUNTING STATS**YEAR NO. AVG LG TB I20 50+ BLK**

2025 13 37.2 56 0 5 2 0

CAREER HIGHS**Punts** 4 three times**Average** 49.2 vs. #21 Michigan (2025)**Inside 20** 3 vs. Cincinnati (2025)**50-Yard Punts** 2 vs. #21 Michigan (2025)**Long Punt** 56 vs. #21 Michigan (2025)



CEYAIR
WRIGHT

#1

6-0 | 190 | SR. | DB
LOS ANGELES, CALIF.

CAREER HONORS

- 2025 Team Captain
- Nebraska Scholar-Athlete Honor Roll (Fall 2024)

PESONAL NOTES

- Is also an actor, having starred in such movies and TV shows as Space Jam: A New Legacy, Training Day 2, Broke Girls and Grown-ish

CAREER NOTES

- Spent three seasons at USC before transferring to Nebraska
- Played in 22 games with 15 starts at USC, totaling 40 tackles, six pass breakups and one interception

SEASON HIGHLIGHTS

- 1 of 10 Huskers to win a team vote to wear a single-digit number
- Has played in every game with three starts
- Started against Cincinnati and helped Nebraska limit the Bearcats to 69 passing yards on 25 attempts
- Had one tackle and one pass breakup against Akron as the Huskers limited the Zips to 62 passing yards on 23 attempts
- Started at nickel against Houston Christian and helped the Huskers limit HCU to 67 passing yards
- Marked the first time since 1990 that NU had limited three consecutive opponents to fewer than 100 passing yards
- Recorded two pass breakups against No. 21 Michigan
- Had one tackle against Michigan State
- Totaled four tackles with a half TFL at Maryland

GAME-BY-GAME

OPPONENT	UT-AT-TT	TFL-YD	PBU	INT
Cincinnati	0-0-0	0.0-0	0	0
Akron	0-1-1	0.0-0	1	0
Houston Christian	0-0-0	0.0-0	0	0
Michigan	0-0-0	0.0-0	2	0
Michigan St.	0-1-1	0.0-0	0	0
Maryland	3-1-4	0.5-1	0	0
Minnesota				
Northwestern				
USC				
UCLA				
Penn St.				
Iowa				

CAREER TACKLE STATS

YEAR	G/S	UT	AT	TT	TFL-YD	SCK-YD
2021^*	1/0	1	1	2	0.0-0	0.0-0
2022^	14/11	21	7	28	0.0-0	0.0-0
2023^	7/4	8	3	11	1.0-1	0.0-0
2024	13/8	30	9	39	1.0-5	1.0-5
2025	6/4	3	3	6	0.5-1	0.0-0
TOTAL	41/27	63	23	86	2.5-7	1.0-5

^at USC; *redshirt season

CAREER MISCELLANEOUS STATS

YEAR	FF	FR	PBU	INT	QBH	BLK
2021^*	0	0	0	0	0	0
2022^	0	0	2	1	0	0
2023^	0	0	3	0	0	0
2024	1	0	6	2	1	1
2025	0	0	3	0	0	0
TOTAL	1	0	14	3	1	1

^at USC; *redshirt season

CAREER HIGHS

Tackles	6 twice
TFLs	1.0 twice
Sacks	1.0 vs. Illinois (2024)
Breakups	2 three times
Interceptions	1 three times
Interception Return for TD	1 at USC (2024)
Blocked Field Goals	1 at USC (2024)



JAVIN
WRIGHT

#0

6-5 | 230 | SR. | LB
CHANDLER, ARIZ.

CAREER HONORS

- Big Ten Sportsmanship Award (2024)
- 3-Time Nebraska Scholar-Athlete Honor Roll

PERSONAL NOTES

- His father Toby was a two-year letterwinner for Nebraska (1992-93) before playing six seasons in the NFL
- Graduated with a degree in sports media and communication
- Battled a blood clot issue that limited him to three games in his first three seasons combined which allowed him to get an NCAA waiver for a seventh season in 2025

CAREER SUPERLATIVES

- Double-Digit Tackle Games: 3

2025 FBS TOP-25 RANKINGS

- Tackles for Loss Per Game: 22nd (1.4)

SEASON HIGHLIGHTS

- 1 of 10 Huskers to win a team vote to wear a single-digit number
- Has started five of Nebraska's six games, missing one game due to injury
- Leads the team with 39 tackles and 5.5 TFLs
- Has led Nebraska in tackles in 3 of 6 games
- Started against Cincinnati and had five tackles with a four-yard tackle for loss and has the most TFLs of any Big Ten player who has played fewer than five games
- Had two tackles against Akron, with his first stop marking the 100th tackle of his career
- Sat out the Houston Christian game with a minor injury
- Returned to set a then-career high with 10 tackles against No. 21 Michigan, including a 1-yard TFL
- Had 10 more tackles against Michigan State and set a career high with 3.5 TFLs, including a half sack
- Totaled a career-high 12 tackles at Maryland
- Became the 1st Husker to have three consecutive games with 10 or more tackles since 2013

GAME-BY-GAME

OPPONENT	UT-AT-TT	TFL-YD	SACK-YD
Cincinnati	1-4-5	1.0-4	0.0-0
Akron	1-1-2	0.0-0	0.0-0
Houston Christian	-Did Not Play-		
Michigan	3-7-10	1.0-1	0.0-0
Michigan St.	4-6-10	3.5-12	0.5-5
Maryland	9-3-12	0.0-0	0.0-0
Minnesota			
Northwestern			
USC			
UCLA			
Penn St.			
Iowa			

CAREER TACKLE STATS

YEAR	G/S	UT	AT	TT	TFL-YD	SCK-YD
2019*	1/0	0	0	0	0.0-0	0.0-0
2020	Did Not Play					
2021	2/0	0	1	1	0.0-0	0.0-0
2022	10/1	4	4	8	0.0-0	0.0-0
2023	12/1	20	31	51	1.5-2	0.5-1
2024	9/1	17	17	34	1.5-7	0.0-0
2025	5/5	18	21	39	5.5-17	0.5-5
TOTAL	39/8	59	74	133	8.5-26	1.0-6

*redshirt season

CAREER MISCELLANEOUS STATS

YEAR	FF	FR	PBU	INT	QBH	BLK
2019*	0	0	0	0	0	0
2020	Did Not Play					
2021	0	0	0	0	0	0
2022	0	0	0	0	0	1
2023	1	0	2	2	0	0
2024	0	0	1	0	0	0
2025	0	0	1	0	1	0
TOTAL	1	0	4	2	1	1

*redshirt season

CAREER HIGHS

Tackles	12 at Maryland (2025)
TFLs	3.5 vs. Michigan St. (2025)
Sacks	0.5 twice
Breakups	1 three times
Interceptions	1 twice
Blocked Punts	1 vs. North Dakota (2022)



2025 NEBRASKA SCHEDULE AND RESULTS

DATE	OPPONENT	RESULT	SCORE	RECORD	CONFERENCE	TIME	ATTEND.
8/28/25	vs. Cincinnati	W	20-17	1-0	0-0	3:18	72,884
9/6/25	Akron	W	68-0	2-0	0-0	3:20	86,439
9/13/25	Houston Christian	W	59-7	3-0	0-0	3:20	86,292
9/20/25	Michigan *	L	27-30	3-1	0-1	3:22	87,278
10/4/25	Michigan State *	W	38-27	4-1	1-1	3:34	86,496
10/11/25	at Maryland *	W	34-31	5-1	2-1	3:31	39,623

*Big Ten Conference game

SCORE BY QUARTERS	1ST	2ND	3RD	4TH	OT	TOTAL
Nebraska	47	92	42	65	0	246
Opponents	13	31	52	16	0	112

TEAM STATISTICS

TEAM STATISTICS	NU	OPP
Scoring	246	112
Points per game	41.0	18.7
Points Off Turnovers	27	31
First Downs	145	91
Rushing	51	51
Passing	84	31
Penalty	10	9
Rushing Yardage	839	908
Yards gained rushing	983	1081
Yards lost rushing	144	173
Rushing attempts	199	202
Average per rush	4.2	4.5
Average per game	139.8	151.3
TDs Rushing	12	11
Passing Yardage	1861	708
Comp-Att-Int	154-205-5	87-156-3
Average per pass	9.1	4.5
Average per catch	12.1	8.1
Average per game	310.2	118.0
TDs Passing	17	2
Total offense	2700	1616
Total plays	404	358
Average per play	6.7	4.5
Average per game	450.0	269.3
Kick returns: #-Yards	10-288	15-223
Punt returns: #-Yards	18-266	1--1
Int returns: #-Yards	3-7	5-73
Kick return average	28.8	14.9
Punt return average	14.8	-1.0
Int return average	2.3	14.6
Fumbles-Lost	5-1	9-6
Penalties-Yards	28-245	31-279
Average per game	40.8	46.5
Punts-Yards	13-484	34-1387
Average per punt	37.2	40.8
Net punt average	37.3	32.2
Kickoffs-Yards	45-2720	25-1587
Average per kick	60.4	63.5
Net kick average	39.0	37.0
Time of possession / game	31:24	28:36
3rd-down conversion	33/70	21/79
3rd-down pct	47%	27%
4th-down conversion	4/11	9/13
4th-down pct	36%	69%
Sacks by-Yards	11-103	16-104
Misc Yards	0	0
Touchdowns scored	31	14
Field goals - attempts	9-10	5-7
On-Side kicks	0-1	0-1
Red-zone scores	(27-32) 84%	(9-10) 90%
Red-zone touchdowns	(19-32) 59%	(7-10) 70%
PAT-attempts	(31-31) 100%	(13-13) 100%
2-point conversion-attempts	(0-0) 0%	(0-1) 0%
Attendance	346,505	39,623
Games / Avg per game	4/86,626	1/39,623
Neutral Site games		1/72,884

INDIVIDUAL OFFENSIVE STATISTICS

RUSHING	G	ATT	GAIN	LOSS	NET	AVG	TD	LONG	AVG/G
Emmett Johnson	6	105	656	6	650	6.2	7	50	108.3
Kwinten Ives	3	16	119	0	119	7.4	2	28	39.7
Mekhi Nelson	5	10	42	1	41	4.1	1	11	8.2
Isaiah Mozee	6	10	34	2	32	3.2	0	8	5.3
TJ Lateef	2	5	32	0	32	6.4	2	9	16.0
Kenneth Williams	6	5	22	0	22	4.4	0	15	3.7
Jacory Barney Jr.	6	1	7	0	7	7.0	0	7	1.2
Conor Booth	2	3	6	0	6	2.0	0	4	3.0
Heinrich Haarberg	6	5	6	2	4	0.8	0	2	0.7
Janiran Bonner	1	2	4	0	4	2.0	0	3	4.0
Vincent Genatone	6	1	1	0	1	1.0	0	1	0.2
Izaac Dickey	2	1	1	0	1	1.0	0	1	0.5
Dylan Raiola	6	27	53	104	-51	-1.9	0	9	-8.5
Team	6	8	0	29	-29	-3.6	0	0	-4.8
Total	6	199	983	144	839	4.2	12	50	139.8
Opponents	6	202	1081	173	908	4.5	11	75	151.3

PASSING	G	EFFIC	COMP-ATT-INT	PCT	YDS	TD	LNG	AVG/G
Dylan Raiola	6	167.3	138-188-5	73.4	1591	16	64	265.2
TJ Lateef	2	297.0	11-12-0	91.7	254	1	62	127.0
Jalyn Gramstad	2	126.9	5-5-0	100.0	16	0	6	8.0
Total	6	173.9	154-205-5	75.1	1861	17	64	310.2
Opponents	6	94.3	87-156-3	55.8	708	2	25	118.0

RECEIVING	G	NO.	YDS	AVG	TD	LONG	AVG/G
Jacory Barney Jr.	6	26	364	14.0	3	52	60.7
Emmett Johnson	6	24	130	5.4	1	10	21.7
Nyziah Hunter	6	22	415	18.9	4	64	69.2
Dane Key	6	20	269	13.5	4	40	44.8
Luke Lindenmeyer	6	19	196	10.3	2	23	32.7
Isaiah Mozee	6	9	103	11.4	0	39	17.2
Heinrich Haarberg	6	7	51	7.3	1	13	8.5
Cortez Mills Jr.	6	7	138	19.7	1	62	23.0
Mekhi Nelson	5	4	48	12.0	0	41	9.6
Kwinten Ives	3	3	43	14.3	0	21	14.3
Quinn Clark	6	3	58	19.3	1	37	9.7
Keelan Smith	4	2	18	9.0	0	15	4.5
Conor Booth	2	2	11	5.5	0	6	5.5
Henry Lutovsky	6	1	-12	-12.0	0	0	-2.0
Janiran Bonner	1	1	4	4.0	0	4	4.0
Kenneth Williams	6	1	20	20.0	0	20	3.3
Carter Nelson	6	1	3	3.0	0	3	0.5
DJ Singleton Jr.	2	1	-4	-4.0	0	0	-2.0
Jeremiah Jones	1	1	6	6.0	0	6	6.0
Total	6	154	1861	12.1	17	64	310.2
Opponents	6	87	708	8.1	2	25	118.0

2025 INDIVIDUAL STATISTICS

PUNT RETURNS	NO.	YDS	AVG	TD	LONG
Jacory Barney Jr.	15	195	13.0	0	57
Isaiah Mozee	2	43	21.5	0	38
Jamir Conn	1	25	25.0	0	25
Carter Nelson	0	3	0.0	1	3
Total	18	266	14.8	1	57
Opponents	1	-1	-1.0	0	0

KICK RETURNS	NO.	YDS	AVG	TD	LONG
Kenneth Williams	7	211	30.1	0	85
Isaiah Mozee	2	52	26.0	0	29
Caleb Benning	1	25	25.0	0	25
Total	10	288	28.8	0	85
Opponents	15	223	14.9	0	33

INTERCEPTIONS	NO.	YDS	AVG	TD	LONG
DeShon Singleton	2	7	3.5	0	7
Malcolm Hartzog Jr.	1	0	0.0	0	0
Total	3	7	2.3	0	7
Opponents	5	73	14.6	1	67

FUMBLE RETURNS	NO.	YDS	AVG	TD	LONG
Williams Nwaneri	2	29	14.5	1	29
DeShon Singleton	1	0	0.0	0	0
Maverick Noonan	1	0	0.0	0	0
Kahmir Prescott	1	0	0.0	0	0
Mekhi Nelson	1	0	0.0	0	0
Total	6	29	4.8	1	29
Opponents	1	1	1.0	0	1

FIELD GOALS	FGM-FGA	PCT	1-19	20-29	30-39	40-49	50-59	LG	BLK
Kyle Cunanan	9-10	90.0	0-0	4-4	3-3	1-2	1-1	52	0
Total	9-10	90.0	0-0	4-4	3-3	1-2	1-1	52	0
Opponents	5-7	71.4	0-0	1-1	1-2	2-3	1-1	56	1

FG SEQUENCE	NEBRASKA	OPPONENTS
Cincinnati	(52),(22)	(45)
Akron	(35)	46,33
Houston Christian	(24)	
Michigan	44,(39),(38)	(46),(56),(21)
Michigan St.	(27)	
Maryland	(43),(27)	(37)

Numbers in (parenthesis) indicate field goal was made

PUNTING	NO.	YDS	AVG	LONG	TB	FC	I20	50+	BLK
Archie Wilson	13	484	37.2	56	0	4	5	2	0
Total	13	484	37.2	56	0	4	5	2	0
Opponents	34	1387	40.8	59	1	5	7	5	2

KICKOFFS	NO.	YDS	AVG	TB	OB	RET.	NET	YDLN
John Hohl	25	1549	62.0	13	2			
Kyle Cunanan	18	1071	59.5	9	0			
Tristan Alvano	2	100	50.0	0	1			
Total	45	2720	60.4	22	3	15	39	25
Opponents	25	1587	63.5	15	0	10	37	28

PATs										
SCORING	TD	FGs	Kick	Rush	Rcv	Pass	DXP	Saf	Pts	
Kyle Cunanan	-	9-10	31-31	-	-	-	-	-	-	58
Emmett Johnson	8	-	-	-	-	-	-	-	-	48
Dane Key	4	-	-	-	-	-	-	-	-	24
Nyziah Hunter	4	-	-	-	-	-	-	-	-	24
Jacory Barney Jr.	3	-	-	-	-	-	-	-	-	18
Luke Lindenmeyer	2	-	-	-	-	-	-	-	-	12
Kwinten Ives	2	-	-	-	-	-	-	-	-	12
TJ Lateef	2	-	-	-	-	-	-	-	-	12
Heinrich Haarberg	1	-	-	-	-	-	-	-	-	6
Carter Nelson	1	-	-	-	-	-	-	-	-	6
Mekhi Nelson	1	-	-	-	-	-	-	-	-	6
Quinn Clark	1	-	-	-	-	-	-	-	-	6
Williams Nwaneri	1	-	-	-	-	-	-	-	-	6
Cortez Mills Jr.	1	-	-	-	-	-	-	-	-	6
Kade Pietrzak	-	-	-	-	-	-	-	-	1	2
Total	31	9-10	31-31	0	0	0	0	1	246	
Opponents	14	5-7	13-13	0	0	0	0	0	112	

TOTAL OFFENSE	G	PLAYS	RUSH	PASS	TOTAL	AVG/G
Dylan Raiola	6	215	-51	1591	1540	256.7
Emmett Johnson	6	105	650	0	650	108.3
TJ Lateef	2	17	32	254	286	143.0
Kwinten Ives	3	16	119	0	119	39.7
Mekhi Nelson	5	10	41	0	41	8.2
Isaiah Mozee	6	10	32	0	32	5.3
Kenneth Williams	6	5	22	0	22	3.7
Jalyn Gramstad	2	5	0	16	16	8.0
Jacory Barney Jr.	6	1	7	0	7	1.2
Conor Booth	2	3	6	0	6	3.0
Heinrich Haarberg	6	5	4	0	4	0.7
Janiran Bonner	1	2	4	0	4	4.0
Vincent Genatone	6	1	1	0	1	0.2
Izaac Dickey	2	1	1	0	1	0.5
Team	6	0	-29	0	-29	-4.8
Total	6	404	839	1861	2700	450.0
Opponents	6	358	908	708	1616	269.3

ALL PURPOSE	G	RUSH	REC	PR	KOR	IR	TOT	AVG/G
Emmett Johnson	6	650	130	0	0	0	780	130.0
Jacory Barney Jr.	6	7	364	195	0	0	566	94.3
Nyziah Hunter	6	0	415	0	0	0	415	69.2
Dane Key	6	0	269	0	0	0	269	44.8
Kenneth Williams	6	22	20	0	211	0	253	42.2
Isaiah Mozee	6	32	103	43	52	0	230	38.3
Luke Lindenmeyer	6	0	196	0	0	0	196	32.7
Kwinten Ives	3	119	43	0	0	0	162	54.0
Cortez Mills Jr.	6	0	138	0	0	0	138	23.0
Mekhi Nelson	5	41	48	0	0	0	89	17.8
Quinn Clark	6	0	58	0	0	0	58	9.7
Heinrich Haarberg	6	4	51	0	0	0	55	9.2
TJ Lateef	2	32	0	0	0	0	32	16.0
Jamir Conn	5	0	0	25	0	0	25	5.0
Caleb Benning	4	0	0	0	25	0	25	6.3
Keelan Smith	4	0	18	0	0	0	18	4.5
Conor Booth	2	6	11	0	0	0	17	8.5
Janiran Bonner	1	4	4	0	0	0	8	8.0
DeShon Singleton	6	0	0	0	0	7	7	1.2
Carter Nelson	6	0	3	3	0	0	6	1.0
Jeremiah Jones	1	0	6	0	0	0	6	6.0
Vincent Genatone	6	1	0	0	0	0	1	0.2
Izaac Dickey	2	1	0	0	0	0	1	0.5
DJ Singleton Jr.	2	0	-4	0	0	0	-4	-2.0
Henry Lutovsky	6	0	-12	0	0	0	-12	-2.0
Dylan Raiola	6	-51	0	0	0	0	-51	-8.5
Team	6	-29	0	0	0	0	-29	-4.8
Total	6	839	1861	266	288	7	3261	543.5
Opponents	6	908	708	-1	223	73	1911	318.5

INDIVIDUAL OFFENSE GAME BY GAME

RUSHING	No-Yds/TD	CINCY	AKRON	HCU	MICH	MSU	MD
Emmett Johnson	105-650/7	25-108/0	14-140/2	13-78/2	19-65/0	13-83/3	21-176/0
Dylan Raiola	27--51/0	4--1/0	3-13/0	2-7/0	7--49/0	9--17/0	2--4/0
Kwinten Ives	16-119/2	DNP	4-34/1	12-85/1	DNP	DNP	-
Mekhi Nelson	10-41/1	1-0/0	5-11/1	DNP	3-19/0	1-11/0	-
Isaiah Mozee	10-32/0	1--2/0	-	-	1-1/0	3-9/0	5-24/0
TJ Lateef	5-32/2	DNP	2-17/1	3-15/1	DNP	DNP	DNP
Kenneth Williams	5-22/0	-	1-15/0	4-7/0	-	-	-
Heinrich Haarberg	5-4/0	2-4/0	1-0/0	-	-	1-2/0	1--2/0
Conor Booth	3-6/0	DNP	2-6/0	1-0/0	DNP	DNP	DNP
Janiran Bonner	2-4/0	2-4/0	DNP	DNP	DNP	DNP	DNP
Jacory Barney Jr.	1-7/0	-	-	-	1-7/0	-	-
Vincent Genatone	1-1/0	-	-	1-1/0	-	-	-
Izaac Dickey	1-1/0	DNP	-	1-1/0	DNP	DNP	DNP

RECEIVING	No-Yds/TD	CINCY	AKRON	HCU	MICH	MSU	MD
Jacory Barney Jr.	26-364/3	5-27/0	7-132/0	3-22/1	6-120/2	2-47/0	3-16/0
Emmett Johnson	24-130/1	7-27/0	2-7/1	2-7/0	5-32/0	6-37/0	2-20/0
Nyziah Hunter	22-415/4	6-65/1	4-82/0	1-16/0	2-34/0	4-93/1	5-125/2
Dane Key	20-269/4	6-51/1	3-35/1	4-104/1	3-36/0	-	4-43/1
Luke Lindenmeyer	19-196/2	5-47/0	3-44/1	1-9/0	7-60/0	1-6/0	2-30/1
Isaiah Mozee	9-103/0	1-2/0	3-65/0	3-26/0	-	-	2-10/0
Cortez Mills Jr.	7-138/1	1-13/0	1-7/0	3-98/1	1-10/0	1-10/0	-
Heinrich Haarberg	7-51/1	-	1-9/0	1-13/0	3-18/1	1--2/0	1-13/0
Mekhi Nelson	4-48/0	-	3-52/0	DNP	1--4/0	-	-
Quinn Clark	3-58/1	1-7/0	1-37/1	-	1-14/0	-	-
Kwinten Ives	3-43/0	DNP	1-7/0	2-36/0	DNP	DNP	-
Keelan Smith	2-18/0	DNP	1-15/0	-	DNP	-	1-3/0
Conor Booth	2-11/0	DNP	-	2-11/0	DNP	DNP	DNP
Kenneth Williams	1-20/0	-	-	1-20/0	-	-	-
Jeremiah Jones	1-6/0	DNP	1-6/0	DNP	DNP	DNP	DNP
Janiran Bonner	1-4/0	1-4/0	DNP	DNP	DNP	DNP	DNP
Carter Nelson	1-3/0	-	-	-	-	1-3/0	-
DJ Singleton Jr.	1--4/0	DNP	1--4/0	-	DNP	DNP	DNP
Henry Lutovsky	1--12/0	-	-	-	1--12/0	-	-

PASSING

#15 Dylan Raiola	Comp	Att	Int	Pct	Yards	TD	Long	Sacked	Effic.
Cincinnati	33	42	0	78.6	243	2	24	3-10	142.9
Akron	24	31	0	77.4	364	4	39	0-0	218.6
Houston Christian	15	21	0	71.4	222	2	40	0-0	191.7
Michigan	30	41	1	73.2	308	3	52	7-49	155.5
Michigan St.	16	24	1	66.7	194	1	59	5-35	140.0
Maryland	20	29	3	69.0	260	4	64	1-10	169.1
Totals	138	188	5	73.4	1591	16	64	16-104	167.3
#14 TJ Lateef	Comp	Att	Int	Pct	Yards	TD	Long	Sacked	Effic.
Akron	6	7	0	85.7	128	0	41	0-0	239.3
Houston Christian	5	5	0	100.0	126	1	62	0-0	377.7
Totals	11	12	0	91.7	254	1	62	0-0	297.0
#12 Jalyn Gramstad	Comp	Att	Int	Pct	Yards	TD	Long	Sacked	Effic.
Akron	2	2	0	100.0	2	0	6	0-0	108.4
Houston Christian	3	3	0	100.0	14	0	6	0-0	139.2
Totals	5	5	0	100.0	16	0	6	0-0	126.9

PUNT RETURNS	No-Yds	CINCY	AKRON	HCU	MICH	MSU	MD
Jacory Barney Jr.	15-195	2-3	4-87	-	3-21	4-81	2-3
Isaiah Mozee	2-43	-	1-5	1-38	-	-	-
Jamir Conn	1-25	-	-	-	-	1-25	DNP
Carter Nelson	0-3	-	-	-	-	0-3	-

KO RETURNS	No-Yds	CINCY	AKRON	HCU	MICH	MSU	MD
Kenneth Williams	7-211	2-33	2-42	1-28	-	-	2-108
Isaiah Mozee	2-52	-	-	-	1-23	-	1-29
Caleb Benning	1-25	-	-	-	DNP	DNP	1-25

INDIVIDUAL DEFENSE GAME BY GAME

PLAYER	UA-A	TOTAL	CINCY	AKRON	HCU	MICH	MSU	MD
Javin Wright	18-21	39	1-4	1-1	DNP	3-7	4-6	9-3
DeShon Singleton	15-13	28	3-4	2-1	1-1	2-3	4-2	3-2
Vincent Shavers Jr.	16-10	26	1-2	2-0	1-0	3-4	6-3	3-1
Rex Guthrie	15-11	26	1-2	1-2	1-5	4-1	4-1	4-0
Andrew Marshall	17-7	24	2-3	1-0	4-1	2-2	4-1	4-0
Donovan Jones	14-9	23	2-1	1-0	3-1	4-2	2-5	2-0
Marques Watson-Trent	8-7	15	0-2	1-0	3-0	0-3	DNP	4-2
Williams Nwaneri	5-10	15	2-4	1-0	-	0-3	2-3	-
Marques Buford Jr.	9-4	13	5-0	1-1	-	1-1	0-1	2-1
Dasan McCullough	8-5	13	1-3	2-0	1-0	2-0	0-1	2-1
Keona Davis	5-6	11	0-3	1-0	-	1-0	0-2	3-1
Elijah Jeudy	5-4	9	-	0-2	1-0	2-1	1-1	1-0
Cameron Lenhardt	3-6	9	0-3	1-2	-	-	2-1	-
Dawson Merritt	3-4	7	-	1-0	2-2	-	0-2	-
Ceyair Wright	3-3	6	-	0-1	-	-	0-1	3-1
Riley Van Poppel	3-3	6	0-1	0-1	1-0	1-1	-	1-0
Jamir Conn	3-3	6	-	1-1	2-2	-	-	DNP
Kade Pietrzak	5-1	6	-	3-1	-	-	-	2-0
Caleb Benning	3-2	5	-	1-1	2-1	DNP	DNP	-
Brice Turner	4-0	4	-	2-0	1-0	-	-	1-0
Michael Booker III	4-0	4	-	1-0	3-0	-	-	-
Willis McGahee IV	3-1	4	-	1-0	1-1	DNP	1-0	DNP
Derek Wacker	2-2	4	-	0-1	1-1	-	-	1-0
Justyn Rhett	2-1	3	DNP	1-1	DNP	DNP	1-0	DNP
Derek Branch	2-1	3	1-0	0-1	-	1-0	-	-
Gabe Moore	2-1	3	DNP	0-1	-	-	1-0	1-0
Jeremiah Charles	0-3	3	-	-	0-3	-	-	-
Mekhi Nelson	2-0	2	-	1-0	DNP	-	-	1-0
Ashton Murphy	2-0	2	DNP	1-0	1-0	DNP	DNP	DNP
Dylan Parrott	2-0	2	-	2-0	-	-	-	-
Kahmir Prescott	1-1	2	DNP	1-1	-	DNP	DNP	DNP
Ethan Duda	1-1	2	DNP	0-1	1-0	DNP	DNP	DNP
Jacob Bower	0-2	2	-	0-1	0-1	-	-	-
Pierce Mooberry	0-2	2	DNP	0-2	-	-	-	DNP
Jaylen George	0-2	2	-	0-1	0-1	DNP	DNP	DNP
Sua Lefotu	0-2	2	DNP	0-1	0-1	DNP	DNP	DNP
Malcolm Hartzog Jr.	1-0	1	1-0	-	DNP	DNP	DNP	DNP
Nyziah Hunter	1-0	1	-	-	-	-	1-0	-
Kenneth Williams	1-0	1	-	-	1-0	-	-	-
Tanner Terch	1-0	1	DNP	1-0	-	DNP	DNP	DNP
Roger Gradney	1-0	1	DNP	1-0	-	DNP	DNP	DNP
Christian Jones	1-0	1	DNP	-	1-0	DNP	DNP	DNP
David Hoffken	1-0	1	DNP	-	1-0	DNP	-	-
Mason Goldman	1-0	1	-	-	1-0	-	-	-
Amare Sanders	0-1	1	DNP	-	0-1	DNP	-	-
Larry Tarver Jr.	0-1	1	DNP	0-1	-	DNP	DNP	DNP
Maverick Noonan	0-1	1	DNP	0-1	-	DNP	DNP	DNP
Jordan Ochoa	0-1	1	-	0-1	-	DNP	DNP	DNP

INDIVIDUAL DEFENSE GAME BY GAME

TFL	UA-A	TOTAL	CINCY	AKRON	HCU	MICH	MSU	MD
Javin Wright	4-3	5.5	1.0-4	-	DNP	1.0-1	3.5-12	-
Vincent Shavers Jr.	5-0	5.0	-	-	1.0-1	1.0-1	2.0-3	1.0-2
Dasan McCullough	4-2	5.0	-	-	1.0-11	2.0-10	0.5-2	1.5-5
Kade Pietrzak	4-0	4.0	-	2.0-6	-	-	-	2.0-20
Andrew Marshall	3-0	3.0	-	1.0-1	1.0-1	-	1.0-5	-
Willis McGahee IV	2-0	2.0	-	1.0-3	1.0-2	DNP	-	DNP
Williams Nwaneri	1-2	2.0	0.5-2	-	-	-	1.5-17	-
Keona Davis	1-2	2.0	-	-	-	1.0-1	1.0-1	-
Riley Van Poppel	1-1	1.5	-	0.5-1	1.0-12	-	-	-
Cameron Lenhardt	1-1	1.5	-	0.5-0	-	-	1.0-10	-
Rex Guthrie	1-1	1.5	-	1.0-3	0.5-1	-	-	-
Elijah Jeudy	1-0	1.0	-	-	-	-	1.0-10	-
Marques Watson-Trent	1-0	1.0	-	-	1.0-6	-	DNP	-
Ashton Murphy	1-0	1.0	DNP	1.0-11	-	DNP	DNP	DNP
DeShon Singleton	0-2	1.0	0.5-1	-	0.5-4	-	-	-
Dawson Merritt	0-2	1.0	-	-	0.5-1	-	0.5-0	-
Ceyair Wright	0-1	0.5	-	-	-	-	-	0.5-1
Justyn Rhett	0-1	0.5	DNP	0.5-1	DNP	DNP	-	DNP
Jamir Conn	0-1	0.5	-	0.5-0	-	-	-	DNP
Donovan Jones	0-1	0.5	-	-	0.5-3	-	-	-
Sua Lefotu	0-1	0.5	DNP	0.5-0	-	DNP	DNP	DNP
Jordan Ochoa	0-1	0.5	-	0.5-1	-	DNP	DNP	DNP

SACKS	UA-A	TOTAL	CINCY	AKRON	HCU	MICH	MSU	MD
Dasan McCullough	2-0	2	-	-	1-11	1-6	-	-
Williams Nwaneri	1-1	1.5	-	-	-	-	1.5-17	-
Riley Van Poppel	1-0	1	-	-	1-12	-	-	-
Cameron Lenhardt	1-0	1	-	-	-	-	1-10	-
Elijah Jeudy	1-0	1	-	-	-	-	1-10	-
Marques Watson-Trent	1-0	1	-	-	1-6	-	DNP	-
Ashton Murphy	1-0	1	DNP	1-11	-	DNP	DNP	DNP
Kade Pietrzak	1-0	1	-	-	-	-	-	1-14
Javin Wright	0-1	0.5	-	-	DNP	-	0.5-5	-
Sua Lefotu	0-1	0.5	DNP	0.5-0	-	DNP	DNP	DNP
Jordan Ochoa	0-1	0.5	-	0.5-1	-	DNP	DNP	DNP

INTERCEPTIONS	NO-YDS.	CINCY	AKRON	HCU	MICH	MSU	MD
DeShon Singleton	2-7	-	-	-	-	2-7	-
Malcolm Hartzog Jr.	1-0	1-0	-	DNP	DNP	DNP	DNP

FORCED FUMBLES	NO.	CINCY	AKRON	HCU	MICH	MSU	MD
Riley Van Poppel	1	-	-	1	-	-	-
Vincent Shavers Jr.	1	1	-	-	-	-	-
Elijah Jeudy	1	-	-	-	1	-	-
Derek Wacker	1	-	-	1	-	-	-

FUMBLE RETURNS	NO.	CINCY	AKRON	HCU	MICH	MSU	MD
Williams Nwaneri	2-29	1-0	-	1-29	-	-	-
DeShon Singleton	1-0	-	-	-	1-0	-	-
Kahmir Prescott	1-0	DNP	-	1-0	DNP	DNP	DNP
Maverick Noonan	1-0	DNP	1-0	-	DNP	DNP	DNP
Mekhi Nelson	1-0	-	-	DNP	-	1-0	-



TEAM GAME BY GAME

DATE	OPPONENT	----RUSHING----				----RECEIVING----				-----PASSING-----				----KICK RET----				----PUNT RET----				TOTAL OFF.	
		NO.	YDS	TD	LG	NO.	YDS	TD	LG	CMP	ATT	INT	YDS	TD	LG	NO	YDS	TD	LG	NO	YDS		TD
8/28/25	vs. Cincinnati	36	110	0	16	33	243	2	24	33-42-0		243	2	24	2	33	0	21	2	3	0	3	353
9/6/25	Akron	33	234	5	47	32	494	4	41	32-40-0		494	4	41	2	42	0	23	5	92	0	39	728
9/13/25	Houston Christian	38	192	4	20	23	362	3	62	23-29-0		362	3	62	1	28	0	28	1	38	0	38	554
9/20/25	Michigan	31	43	0	14	30	308	3	52	30-41-1		308	3	52	1	23	0	23	3	21	0	20	351
10/4/25	Michigan St.	31	67	3	23	16	194	1	59	16-24-1		194	1	59	0	0	0	0	5	84	1	57	261
10/11/25	at Maryland	30	193	0	50	20	260	4	64	20-29-3		260	4	64	4	162	0	85	2	3	0	5	453
	Nebraska	199	839	12	50	154	1861	17	64	154-205-5		1861	17	64	10	288	0	85	18	266	1	57	2700
	Opponents	202	908	11	75	87	708	2	25	87-156-3		708	2	25	15	223	0	33	1	-1	0	0	1616

DATE	OPPONENT	-----TACKLES-----				SACKS-	---FUMBLE---		INT-YDS	QBH	PBU	BLKD KICK	---KICKS---XPTS-----			PTS OFF	
		SOL	AST	TOT	TFL-YDS	NO-YDS	FF	FR-YDS					ATT-MAD	RUN	RCV	SAF	TO
8/28/25	vs. Cincinnati	20	32	52	2.0-7	0-0	1	1-0	1-0	1	5	0	2-2	0	0	0	7
9/6/25	Akron	33	28	61	9.0-27	2-12	0	1-0	0-0	5	4	1	9-9	0	0	1	7
9/13/25	Houston Christian	34	22	56	8.0-42	3-29	2	2-29	0-0	2	1	0	8-8	0	0	0	7
9/20/25	Michigan	26	28	54	5.0-13	1-6	1	1-0	0-0	1	3	0	3-3	0	0	0	3
10/4/25	Michigan St.	33	30	63	12.0-60	4-42	0	1-0	2-7	3	0	1	5-5	0	0	0	3
10/11/25	at Maryland	46	12	58	4.0-14	1-14	0	0-0	0-0	0	2	0	4-4	0	0	0	0
Nebraska	192	152	344	40.0-163	11-103	4	6-29	3-7	12	15	3	31-31	0	0	1	27	
Opponents	232	184	416	28.0-141	16-104	3	1-1	5-73	8	14	0	13-13	0	0	0	31	

DATE	OPPONENT	PUNTING										FIELD GOALS			KICKOFFS				
		NO	YDS	AVG	LG	BLK	TB	FC	50+	120	ATT-MADE	LG	BLKD	NO	YDS	AVG	TB	OB	
8/28/25	vs. Cincinnati	4	147	36.8	41	0	0	2	0	3	2-2	52	0	5	297	59.4	2	1	
9/6/25	Akron	0	0	0.0	0	0	0	0	0	0	1-1	35	0	11	682	62.0	4	1	
9/13/25	Houston Christian	0	0	0.0	0	0	0	0	0	0	1-1	24	0	10	613	61.3	4	1	
9/20/25	Michigan	4	197	49.3	56	0	0	1	2	0	2-3	39	0	5	257	51.4	1	0	
10/4/25	Michigan St.	4	120	30.0	46	0	0	1	0	2	1-1	27	0	7	429	61.3	6	0	
10/11/25	at Maryland	1	20	20.0	20	0	0	0	0	0	2-2	43	0	7	442	63.1	5	0	
Nebraska		13	484	37.2	56	0	0	4	2	5	9-10	52	0	45	2720	60.4	22	3	
Opponents		34	1387	40.8	59	2	1	5	5	7	5-7	56	1	25	1587	63.5	15	0	

OPPONENT GAME BY GAME

DATE	OPPONENT	----RUSHING----				----RECEIVING----				-----PASSING-----				----KICK RET-----				----PUNT RET-----				TOTAL		
		NO.	YDS	TD	LG	NO.	YDS	TD	LG	CMP	ATT	INT	YDS	TD	LG	NO	YDS	TD	LG	NO	YDS	TD	LG	OFF.
8/28/25	vs. Cincinnati	30	202	2	29	13	69	0	14	13-25-1			69	0	14	1	20	0	20	0	0	0	0	271
9/6/25	Akron	36	113	0	25	9	62	0	19	9-23-0			62	0	19	6	125	0	33	0	0	0	0	175
9/13/25	Houston Christian	35	93	1	45	11	67	0	10	11-18-0			67	0	10	4	40	0	32	0	0	0	0	160
9/20/25	Michigan	33	286	3	75	12	105	0	16	12-23-0			105	0	16	1	1	0	1	1	-1	0	0	391
10/4/25	Michigan St.	38	84	3	16	15	156	1	24	15-30-2			156	1	24	1	2	0	2	0	0	0	0	240
10/11/25	at Maryland	30	130	2	28	27	249	1	25	27-37-0			249	1	25	2	35	0	21	0	0	0	0	379
Opponents		202	908	11	75	87	708	2	25	87-156-3			708	2	25	15	223	0	33	1	-1	0	0	1616
	Nebraska	199	839	12	50	154	1861	17	64	154-205-5			1861	17	64	10	288	0	85	18	266	1	57	2700

DATE	OPPONENT	-----TACKLES-----				SACKS	---FUMBLE---		INT-YDS	QBH	PBU	BLKD KICK	---KICKS---XPTS-----			PTS OFF	
		SOL	AST	TOT	TFL-YDS	NO-YDS	FF	FR-YDS					ATT-MAD	RUN	RCV	SAF	TO
8/28/25	vs. Cincinnati	24	84	108	6.0-16	3-10	2	0-0	0-0	3	2	0	2-2	0	0	0	0
9/6/25	Akron	44	22	66	3.0-6	0-0	1	1-1	0-0	0	2	0	0-0	0	0	0	0
9/13/25	Houston Christian	40	24	64	0.0-0	0-0	0	0-0	0-0	0	2	0	1-1	0	0	0	0
9/20/25	Michigan	40	36	76	9.0-54	7-49	0	0-0	1-0	2	3	0	3-3	0	0	0	7
10/4/25	Michigan St.	37	12	49	7.0-52	5-35	0	0-0	1-0	3	3	0	3-3	0	0	0	7
10/11/25	at Maryland	47	6	53	3.0-13	1-10	0	0-0	3-73	0	2	0	4-4	0	0	0	17
Opponents		232	184	416	28.0-141	16-104	3	1-1	5-73	8	14	0	13-13	0	0	0	31
Nebraska		192	152	344	40.0-163	11-103	4	6-29	3-7	12	15	3	31-31	0	0	1	27

DATE	OPPONENT	-----PUNTING-----										-----FIELD GOALS-----			-----KICKOFFS-----				
		NO	YDS	AVG	LG	BLK	TB	FC	50+	120	ATT-MADE	LG	BLKD		NO	YDS	AVG	TB	OB
8/28/25	vs. Cincinnati	4	181	45.3	52	0	0	1	1	2	1-1	45	0		4	254	63.5	2	0
9/6/25	Akron	8	296	37.0	48	0	0	0	0	1	0-2	0	1		2	128	64.0	0	0
9/13/25	Houston Christian	8	338	42.3	59	0	1	2	1	1	0-0	0	1		2	130	65.0	1	0
9/20/25	Michigan	4	164	41.0	49	0	0	0	0	1	3-3	56	0		7	455	65.0	6	0
10/4/25	Michigan St.	5	204	40.8	54	1	0	0	3	0	0-0	0	0		4	260	65.0	4	0
10/11/25	at Maryland	5	204	40.8	49	0	0	2	0	2	1-1	37	0		6	360	60.0	2	0
Opponents		34	1387	40.8	59	2	1	5	5	7	5-7	56	1		25	1587	63.5	15	0
Nebraska		13	484	37.2	56	0	0	4	2	5	9-10	52	0		45	2720	60.4	22	3



TEAM COMPARISON

OPPONENT	SCORE	1ST DNS (RUN/PASS/PEN.)	RUSHING	PASSING	PASS YDS	TOTAL OFFENSE	RET YDS	T/O
vs. Cincinnati	20-17	23/16 (10/12; 13/3; 0/1)	36-110 /30-202	33-42-0/13-25-1	243 /69	78-353/55-271	36 / 20	0/2
Akron	68-0	31/13 (9/7; 22/2; 0/4)	33-234/36-113	32-40-0/9-23-0	494/62	73-728/59-175	134/126	1/1
Houston Christian	59-7	30/11 (12/7; 16/2; 2/2)	38-192/35-93	23-29-0/11-18-0	362/67	67-554/53-160	95/40	0/2
Michigan	27-30	23/16 (5/9; 15/7; 3/0)	31-43/33-286	30-41-1/12-23-0	308/105	72-351/56-391	44/0	1/1
Michigan St.	38-27	15/17 (7/8; 6/7; 2/2)	31-67/38-84	16-24-1/15-30-2	194/156	55-261/68-240	91/2	1/3
Maryland	34-31	23/18 (8/8; 12/10; 3/0)	30-193/30-130	20-29-3/27-37-0	260/249	59-453/67-379	165/108	3/0
Totals	246-112	145/91 (51/51; 84/31; 10/9)	199-839/202-908	154-205-5/87-156-3	1861/708	404-2700/358-1616	590/296	6/9

Note: Game totals are displayed in the format NEBRASKA/OPPONENT for each category

OPPONENT	3RD DOWN	4TH DOWN	TIME POSS	MARGIN	YDS/RUSH	YDS/PASS	YDS/PLAY	PUNTING	PENALTIES	SACKS
vs. Cincinnati	10-18/3-10	1-2/2-2	39:30/20:30	19:00	3.1/6.7	5.8/2.8	4.5/4.9	4-36.8/4-45.3	3-27.0/4-20.0	0/3
Akron	8-10/1-14	0-1/1-2	30:10/29:50	00:20	7.1/3.1	12.4/2.7	10.0/3.0	0-0.0/8-37.0	6-71.0/1-5.0	2/0
Houston Christian	5-9 / 4-14	1-2 / 2-2	30:17 / 29:43	00:34	5.1 / 2.7	12.5 / 3.7	8.3 / 3.0	0-0.0 / 8-42.3	4-45.0 / 9-70.0	3/0
Michigan	2-13 / 4-12	2-3 / 0-0	33:17 / 26:43	06:34	1.4 / 8.7	7.5 / 4.6	4.9 / 7.0	4-49.3 / 4-41.0	3-9.0 / 4-39.0	1/7
Michigan St.	5-13 / 2-14	0-2 / 4-5	26:36 / 33:24	-06:48	2.2 / 2.2	8.1 / 5.2	4.7 / 3.5	4-30.0 / 5-40.8	6-44.0 / 5-45.0	4/5
Maryland	3-7 / 7-15	0-1 / 0-2	28:33 / 31:27	-02:54	6.4 / 4.3	9.0 / 6.7	7.7 / 5.7	1-20.0 / 5-40.8	6-49.0 / 8-100.0	1/1
Totals	33-70 / 21-79	4-11 / 9-13	188:23 / 171:37	16:46	4.2 / 4.5	9.1 / 4.5	6.7 / 4.5	13-37.2 / 34-40.8	28-245.0 / 31-279.0	11/16

Game totals are displayed in the format NEBRASKA/OPPONENT for each category

NEBRASKA RED ZONE CHART

NEBRASKA INSIDE OPPONENT RED-ZONE

DATE	OPPONENT	SCORE	TIMES IN RZ	TIMES SCORED	PTS	TOTAL RUSH TDS	PASS TDS	-----FGs----- MADE MISS	----- FAILED TO SCORE INSIDE RZ ----- DOWNS INT FUMB HALF GAME
8/28/25	vs. Cincinnati	W, 20-17	3	3	17	2	0	2	1 1 0 0 0 0
9/6/25	Akron	W, 68-0	9	7	45	6	3	3	1 1 1 0 1 0
9/13/25	Houston Christian	W, 59-7	8	6	38	5	4	1	1 1 1 0 0 0
9/20/25	Michigan	L, 27-30	4	3	13	1	0	1	2 2 1 0 0 0
10/4/25	Michigan St.	W, 38-27	3	3	17	2	2	0	1 1 0 0 0 0
10/11/25	at Maryland	W, 34-31	5	5	27	3	0	3	2 2 0 0 0 0
Totals 27 of 32 (84.4%)			32	27	157	19	9	10	8 8 3 0 1 0

OPPONENT INSIDE NEBRASKA RED-ZONE

DATE	OPPONENT	SCORE	TIMES IN RZ	TIMES SCORED	PTS	TOTAL RUSH TDS	PASS TDS	-----FGs----- MADE MISS	----- FAILED TO SCORE INSIDE RZ ----- DOWNS INT FUMB HALF GAME
8/28/25	vs. Cincinnati	W, 20-17	2	2	14	2	2	0	0 0 0 0 0 0
9/6/25	Akron	W, 68-0	1	0	0	0	0	0	0 1 0 0 0 0
9/13/25	Houston Christian	W, 59-7	0	0	0	0	0	0	0 0 0 0 0 0
9/20/25	Michigan	L, 27-30	1	1	3	0	0	0	1 1 0 0 0 0
10/4/25	Michigan St.	W, 38-27	4	4	27	4	3	1	0 0 0 0 0 0
10/11/25	Maryland	W, 34-31	2	2	10	1	1	0	1 1 0 0 0 0
Totals 9 of 10 (90.0%)			10	9	54	7	6	1	2 3 0 0 0 0

NEBRASKA & OPPONENT LONG PLAYS & DRIVE INFORMATION

LONG SEASON PLAYS (20 OR MORE YARDS)

	[-----NEBRASKA-----]				[-----OPPONENT-----]			
	RUSH	PASS	RET	TOT	RUSH	PASS	RET	TOT
vs. Cincinnati	0	1	1	2	1	0	1	2
Akron	3	8	3	14	1	0	2	3
Houston Christian	1	6	3	10	1	0	1	2
Michigan	0	6	2	8	3	0	0	3
Michigan State	1	2	2	5	0	1	0	1
at Maryland	1	3	4	8	1	4	2	7
Totals	6	26	15	47	7	5	6	18

OPPONENT LONG PLAYS (18: 7 RUNS; 5 PASSES; 6 RETURNS)

YDS	OPPONENT	PLAY	RESULT
75	Michigan	Run (Haynes)	Touchdown
67	Maryland	IR (Joyner)	Touchdown
54	Michigan	Rush (Marshall)	Touchdown
45	Houston Christian	Rush (Edwards)	Touchdown
37	Michigan	Run (Underwood)	Touchdown
32	Houston Christian	KOR (Greens)	1st-10
33	Akron	KOR (Hills)	1st-10
29	Cincinnati	Rush (Sorsby)	1st-10
28	Maryland	Rush (Ray)	Touchdown
24	Michigan State	Pass (Milivojevic-Tullis)	1st-Goal
25	Akron	Rush (Patrick)	1st-10
25	Maryland	Pass (Washington-Webb)	1st-10
22	Akron	KOR (Hills)	1st-10
22	Maryland	Pass (Washington-Knotts)	1st-10
21	Maryland	KOR (Cooper)	1st-10
21	Maryland	Pass (Washington-Haughton)	Touchdown
20	Cincinnati	KOR (Wilson)	1st-10
20	Maryland	Pass (Washington-Fleming)	1st-10

LONG DRIVE SUPERLATIVES

	NEBRASKA	OPPONENT
Most Yards (Result)	89 vs. Akron (TD)	75 5x, last vs. Maryland (TD)
Most Plays (Result)	16 vs. Cincinnati (FG)	17 vs. Michigan State (TD)
Most Time (Result)	7:51 vs. Cincinnati (FG)	9:45 vs. Michigan State (TD)

NEBRASKA LONG PLAYS (47; 6 RUNS; 26 PASSES; 15 RETURNS)

YDS	OPPONENT	PLAY	RESULT
85	Maryland	KOR (Williams)	1st-10
64	Maryland	Pass (Raiola-Hunter)	Touchdown
62	Houston Christian	Pass (Lateef-Mills)	TD
59	Michigan State	Pass (Raiola-Hunter)	Touchdown
57	Michigan State	PR (Barney)	1st-10
52	Michigan	Pass (Raiola-Barney)	Touchdown
50	Maryland	Rush (Johnson)	1st-Goal
47	Akron	Rush (Johnson)	Touchdown
45	Michigan State	Pass (Raiola-Barney)	1st-10
41	Akron	Pass (Lateef-Nelson)	1st-10
40	Houston Christian	Pass (Raiola-Key)	1st-10
39	Akron	PR (Barney)	1st-10
39	Akron	Pass (Raiola-Barney)	1st-10
39	Akron	Pass (Lateef-Mozee)	1st-10
39	Houston Christian	Pass (Raiola-Key)	Touchdown
38	Houston Christian	PR (Mozee)	1st-10
38	Akron	Pass (Raiola-Barney)	1st-10
37	Akron	Pass (Raiola-Clark)	Touchdown
36	Akron	Pass (Raiola-Hunter)	1st-10
36	Akron	Rush (Johnson)	1st-10
33	Maryland	Pass (Raiola-Hunter)	1st-10
29	Houston Christian	FR (Nwaneri)	Touchdown
29	Maryland	KOR (Mozee)	1st-10
28	Houston Christian	KOR (Williams)	1st-10
28	Akron	Rush (Ives)	Touchdown
26	Akron	Pass (Raiola-Hunter)	1st-10
26	Michigan	Pass (Raiola-Barney)	Touchdown
25	Michigan State	Punt Block (Conn)	Touchdown
25	Maryland	KOR (Benning)	1st-10
24	Cincinnati	Pass (Raiola-Hunter)	1st-10
23	Michigan State	Rush (Johnson)	Touchdown
23	Akron	KOR (Williams)	1st-10
22	Akron	Pass (Raiola-Lindenmeyer)	1st-10
23	Michigan	Pass (Raiola-Lindenmeyer)	1st-10
23	Michigan	KOR (Mozee)	1st-10
23	Akron	PR (Barney)	1st-10
23	Maryland	KOR (Williams)	1st-10
23	Maryland	Pass (Raiola-Lindenmeyer)	1st-10
22	Houston Christian	Pass (Raiola-Mills)	1st-10
21	Houston Christian	Pass (Lateef-Ives)	1st-10
21	Cincinnati	KOR (Williams)	1st-10
21	Michigan	Pass (Raiola-Key)	1st-10
21	Michigan	Pass (Raiola-Hunter)	1st-10
21	Michigan	Pass (Raiola-Barney)	1st-Goal
20	Houston Christian	Rush (Ives)	1st-10
20	Houston Christian	Pass (Lateef-Williams)	1st-10
20	Michigan	PR (Barney)	1st-10

GAME-OPENING DRIVES

OPPONENT	[-----NEBRASKA-----]			[-----OPPONENT-----]		
	PTS.	1ST DWN	YDS	PTS.	1ST DWN	YDS
vs. Cincinnati	0	1	12	0	1	11
Akron	7	2	77	0	1	27
Houston Christian	3	3	66	0	0	8
Michigan	0	4	70	0	0	8
Michigan State	7	3	48	0	0	-11
at Maryland	0	3	44	0	2	33

SECOND-HALF OPENING DRIVES

OPPONENT	[-----NEBRASKA-----]			[-----OPPONENT-----]		
	PTS.	1ST DWN	YDS	PTS.	1ST DWN	YDS
vs. Cincinnati	0	2	32	7	4	57
Akron	7	2	52	0	1	18
Houston Christian	7	4	78	0	0	6
Michigan	0	1	22	0	0	5
Michigan State	0	1	23	7	3	48
at Maryland	0	2	33	7	4	75



NEBRASKA & OPPONENT SCORING DRIVES, MISCELLANEOUS STATS

SCORING DRIVES

GAME	SCORING DRIVES	[----TIME-----]		[---PLAYS---]		5 OR LESS	1 OR 0
		TOT	AVG.	TOT	AVG.		
vs. Cincinnati	4	20:34	5:08	43	10.8	1	0
Akron	11	20:56	1:54	53	4.8	7	1
Houston Christian	9	23:45	2:38	55	6.1	3	1
Michigan	5	18:02	3:36	43	8.6	0	0
Michigan State	6	9:15:00	1:32	24	4.0	4	2
at Maryland	6	16:23:00	2:43	35	5.8	3	1
TOTALS	41	108:55	2:39	43	10.8	18	5
OPPONENTS	20	72:35	3:37	163	8.2	6	3

NEBRASKA POINTS OFF TURNOVERS

GAME	TOs GAINED	TD	FG-FGA	PTS.	(NU FUM./LOST, INT)
vs. Cincinnati	2 (1/1 F/L, 1 INT)	1	0-0	7	0 (2/0 F/L, 0 INT)
Akron	1 (2/1 F/L, 0 INT)	1	0-0	7	1 (1/1 F/L, 0 INT)
Houston Christian	2 (4/2 F/L, 0 INT)	1	0-0	7	0 (1/0 F/L, 0 INT)
Michigan	1 (1/1 F/L, 0 INT)	0	1-1	3	1 (0/0 F/L, 1 INT)
Michigan State	3 (1/1 F/L, 2 INT)	0	1-1	3	1 (1/0 F/L, 1 INT)
at Maryland	0 (0/0 F/L, 0 INT)	0	0-0	0	3 (0/0 F/L, 3 INT)
TOTAL	9 (9/6 F/L, 3 INT)	3	2-2	27	6 (5/1 F/L, 5 INT)
OPPONENTS	6 (5/1 F/L, 5 INT)	4	1-1	31	9 (9/6 F/L, 3 INT)

PENALTY NUMBERS

	NU PEN.-YDS.	OPP. PEN.-YDS
vs. Cincinnati	3-27	4-20
Akron	6-71	1-5
Houston Christian	4-45	9-70
Michigan	3-9	4-39
Michigan State	6-4	5-45
at Maryland	6-49	8-100
TOTALS (AVG/PENALTY)	28-205 (7.3)	31-279 (9.0)
AVG/GAME	4.7-34.2	5.2-46.5

STARTING FIELD POSITION*

GAME	NU AVG. START	OPP. AVG. START	NU DIFF.
	(yards/drives/in 20/past 50)	(yards/drives/in 20/past 50)	
vs. Cincinnati	28.7 (287/10/3/1)	24.8 (248/10/3/0)	+3.9
Akron	39.6 (554/14/1/3)	22.0 (286/13/3/0)	+17.6
Houston Christian	37.3 (410/11/1/3)	20.2 (222/11/4/0)	+17.1
Michigan	29.1 (378/13/1/1)	32.0 (384/12/1/2)	-2.9
Michigan State	46.5 (604/13/6/0)	30.2 (393/13/2/2)	+16.3
at Maryland	35.8 (465/13/2/3)	28.3 (311/11/2/1)	+ 7.5
Total	36.5 (2698/74/14/11)	26.3 (1844/70/15/5)	+ 10.1

*does not include drives with time of 0:00 (i.e. defensive and special teams touchdowns, end of half turnovers, overtime, etc.)

NEBRASKA SCORING DRIVES

[----DRIVE----]						
OPPONENT	PLAYS	YDS	TIME	SCORE	QTR/TIME	PLAY
Cincinnati	11	42	4:51	3-3	2nd/14:56	Cunanan 52-yd. FG
Cincinnati	16	80	7:51	6-3	2nd/5:36	Cunanan 22-yd. FG
Cincinnati	3	24	0:51	13-3	2nd/0:11	Hunter 5-yd. pass from Raiola
Cincinnati	13	67	7:01	20-13	4th/10:36	Key 3-yd. pass from Raiola
Akron	7	77	2:39	7-0	1st/12:17	Johnson 47-yd. rush
Akron	0	0	0:00	9-0	1st/4:44	Safety
Akron	4	4	0:50	12-0	1st/13:56	Cunanan 35-yd. FG
Akron	8	59	3:44	19-0	2nd/8:17	Johnson 4-yd. pass from Raiola
Akron	7	89	3:38	26-0	2nd/2:08	Clark 37-yd. pass from Raiola
Akron	3	31	0:55	33-0	2nd/0:46	Lindenmeyer 10-yd. pass from Raiola
Akron	6	52	1:25	40-0	3rd/10:49	Johnson 6-yd. rush
Akron	4	78	1:30	47-0	3rd/5:58	Key 12-yd. pass from Raiola
Akron	5	74	2:21	54-0	3rd/2:37	Ives 28-yd. rush
Akron	5	51	1:55	61-0	4th/13:01	Nelson 1-yd. rush
Akron	4	43	1:59	68-0	4th/7:31	Lateef 8-yd. rush
Houston Christian	9	66	3:43	3-0	1st/11:12	Cunanan 24-yd. FG
Houston Christian	6	45	2:47	10-0	1st/6:16	Barney 9-yd. pass from Raiola
Houston Christian	3	84	0:50	17-0	1st/3:14	Key 39-yd. pass from Raiola
Houston Christian	9	70	3:42	24-0	2nd/11:34	Johnson 2-yd. rush
Houston Christian	0	0	0:00	31-0	2nd/9:38	Williams 29-yd fumble return
Houston Christian	10	75	3:48	38-0	2nd/2:52	Johnson 2-yd. rush
Houston Christian	8	78	4:00	45-0	3rd/9:19	Lateef 6-yd. rush
Houston Christian	7	75	3:33	52-7	3rd/4:01	Ives 4-yd. rush
Houston Christian	3	80	1:22	59-7	4th/8:14	Mills 62-yd. pass from Lateef
Michigan	7	31	4:10	3-10	2nd/8:58	Cunanan 39-yd FG
Michigan	7	63	3:57	10-10	2nd/2:01	Barney 26-yd. pass from Raiola
Michigan	7	75	1:51	17-17	2nd/0:00	Barney 52-yd. pass from Raiola
Michigan	12	55	5:44	20-27	4th/14:56	Cunanan 38-yd FG
Michigan	10	75	2:20	27-30	4th/1:34	Haarberg 3-yd. pass from Raiola
Michigan State	9	48	4:14	7-0	1st/9:09	Johnson 2-yd. rush
Michigan State	0	0	0:00	14-0	1st/7:37	Carter 3-yd. punt block return
Michigan State	5	75	1:26	21-21	3rd/1:11	Johnson 21-yd. rush
Michigan State	7	19	2:36	24-21	4th/13:32	Cunanan 27-yd FG
Michigan State	1	59	0:09	31-21	4th/6:45	Hunter 59-yd. pass from Raiola
Michigan State	7	17	0:50	38-21	4th/4:27	Johnson 11-yd. rush
Maryland	1	64	0:12	7-0	1st/7:15	Hunter 64-yd. pass from Raiola
Maryland	10	47	5:43	10-0	2nd/14:55	Cunanan 43-yd. FG
Maryland	2	10	0:46	17-14	2nd/7:27	Lindenmeyer 7-yd. pass from Raiola
Maryland	3	46	0:53	24-14	2nd/5:37	Hunter 12-yd. pass from Raiola
Maryland	12	83	6:15	27-31	4th/7:47	Cunanan 27-yd. FG
Maryland	7	81	2:34	34-31	4th/1:08	Key 3-yd. pass from Raiola

OPPONENT SCORING DRIVES

[----DRIVE----]						
OPPONENT	PLAYS	YDS	TIME	SCORE	QTR/TIME	PLAY
Cincinnati	8	38	4:13	3-0	1st/4:47	Rusnak 45-yd. FG
Cincinnati	10	57	3:32	10-13	3rd/6:53	Sorsby 7-yd. rush
Cincinnati	9	75	3:21	17-20	4th/7:15	Sorsby 1-yd. rush
Houston Christian	4	75	3:33	7-45	3rd/7:34	Edwards 45-yd. rush
Michigan	10	46	3:22	7-0	1st/1:38	Zvada 46-yd. FG
Michigan	1	37	0:06	10-0	1st/0:11	Underwood 37-yd. rush
Michigan	1	75	0:10	17-10	2nd/1:51	Haynes 75-yd. rush
Michigan	8	22	2:32	20-17	3rd/7:43	Zvada 56-yd. FG
Michigan	2	62	0:32	27-17	3rd/5:40	Marshall 54-yd. rush
Michigan	16	77	8:46	30-20	4th/3:54	Zvada 21-yd. FG
Michigan State	17	75	9:45	7-14	2nd/12:52	Velling 2-yd. pass from Milivojevic
Michigan State	11	48	7:00	14-14	3rd/6:08	Chiles 16-yd rush
Michigan State	7	49	3:24	14-21	3rd/2:37	Chilles 4-yd. rush
Michigan State	7	75	2:26	27-38	4th/2:01	Milivojevic 1-yd rush
Maryland	8	75	3:23	7-10	2nd/11:38	Ray 28-yd. rush
Maryland	4	33	2:20	14-10	2nd/8:25	Houghton 21-yd. pass from Washington
Maryland	13	66	3:00	17-24	2nd/0:24	O'Haire 37-yd. FG
Maryland	10	75	4:58	24-24	3rd/9:58	Williams 1-yd. rush
Maryland	0	0	0:00	31-24	3rd/6:40	Joyner 67-yd. interception return

INDIVIDUAL CAREER/SEASON SUPERLATIVES

SEASON AND CAREER, MOST PASSING YARDS

PLAYER	2025	CAREER
Jalyn Gramstad	14 vs. Houston Christian	397-% at Mount Mary, '23
Heinrich Haarberg		199 vs. Michigan, '23
TJ Lateef	126 vs. Houston Christian	Same
Dylan Raiola	364 vs. Akron	Same
*-Indicates touchdown pass		%-at Northwestern (Iowa)

SEASON AND CAREER, LONGEST PASS

2025	CAREER
6 vs. Akron (Jones); vs. HCU (Booth)	69 vs. Keiser, 2022
	72* vs. Purdue, '23 (Lloyd)
62* vs. Houston Christian (Mills)	Same
64* at Maryland (Hunter)	Same

SEASON AND CAREER, MOST RECEIVING YARDS

PLAYER	2025	CAREER
Jacory Barney Jr.	132 vs. Akron	Same
Janiran Bonner	4 vs. Cincinnati	26 vs. UTEP, '24
Conor Booth	11 vs. Houston Christian	Same
Quinn Clark	37 vs. Akron	Same
Heinrich Haarberg	18 vs. Michigan	Same
Kwinten Ives	36 vs. Houston Christian	Same
Emmett Johnson	37 vs. Michigan State	85 vs. Wisconsin, '24
Nyziah Hunter	125 at Maryland	Same
Jeremiah Jones	6 vs. Akron	None
Dane Key	104 vs. Houston Christian	145-# vs. Ohio, '24
Luke Lindenmeyer	60 vs. Michigan	Same
Roman Mangini		11 vs. UTEP '24
Mac Markway		8-! vs. Grambling, '23
Cortez Mills Jr.	98 vs. Houston Christian	None
Isaiah Mozee	65 vs. Akron	Same
Mekhi Nelson	42 vs. Akron	None
Carter Nelson	3 vs. Michigan State	48 vs. UNI, '24
DJ Singleton	-4 vs. Akron	Same
Keelan Smith	15 vs. Akron	Same
Kenneth Williams	20 vs. Houston Christian	Same
*-Indicates touchdown scored		!-at LSU; #-at Kentucky; \$-at Cal

SEASON AND CAREER, LONGEST CATCH

2025	CAREER
52* vs. Michigan (Raiola)	Same
	14 vs. UTEP, '24 (Raiola)
6 vs. Houston Christian (Gramstad)	Same
37* vs. Akron (Raiola)	Same
13 vs. HCU (Raiola), at MD (Raiola)	Same
21 vs. Houston Christian (Lateef)	Same
10 vs. Maryland, 2x (Raiola)	29* at USC, '24 (Raiola)
64* at Maryland (Raiola)	Same
6 vs. Akron (Gramstad)	None
40 vs. Houston Christian (Raiola)	58-# vs. Clemson, '23
23 vs. Michigan (Raiola)	Same
	11 vs. UTEP, '24 (Gramstad)
	8-! vs. Grambling, '23
62 vs. Houston Christian (Lateef)	Same
39 vs. Akron (Lateef)	Same
41 vs. Akron (Lateef)	Same
3 vs. Michigan State (Raiola)	24* vs. UNI, '24 (Raiola)
-4 vs. Akron (Gramstad)	Same
15 vs. Akron (Lateef)	Same
20 vs. Houston Christian (Lateef)	Same

SEASON AND CAREER, MOST RUSHING YARDS

PLAYER	2025	CAREER
Jacory Barney Jr.	7 vs. Michigan	66 at Purdue, '24
Janiran Bonner	4 vs. Cincinnati	11 vs. Rutgers, '24
Conor Booth	6 vs. Akron	Same
Izaac Dickey	1 vs. Houston Christian	Same
Vincent Genatone	1 vs. Houston Christian	Same
Jalyn Gramstad		184 at Concordia, '22
Heinrich Haarberg	4 vs. Cincinnati	157 vs. Louisiana Tech, '23
Nyziah Hunter		6-\$ vs. Oregon St., '24
Kwinten Ives	85 vs. Houston Christian	Same
Dane Key		-2-# Iowa, '22
Emmett Johnson	176 at Maryland	Same
TJ Lateef	17 vs. Akron	Same
Luke Lindenmeyer		-2 at Colorado, '23
Cortez Mills Jr.		None
Isaiah Mozee	24 at Maryland	Same
Carter Nelson		-1 at Iowa, '24
Mekhi Nelson	19 vs. Michigan	Same
Dylan Raiola	13 vs. Akron	31 at Ohio State, '24
Kenneth Williams	15 vs. Akron	Same
*-Indicates touchdown scored;		%-at Northwestern (Iowa); !-at LSU; #-at Kentucky; \$-at Cal;

SEASON AND CAREER, LONGEST RUN

2025	CAREER
7 vs. Michigan	31 at Purdue, '24
3 vs. Cincinnati	11* vs. Rutgers, '24
4 vs. Akron	Same
1 vs. Houston Christian	Same
1 vs. Houston Christian	Same
	71 at Concordia, '22
2 vs. Cincinnati	72 * vs. Louisiana Tech, '23
	6-\$ vs. Oregon St., '24
28* vs. Akron	Same
	-2-# Iowa, '22
50 at Maryland	Same
9 vs. Akron	Same
	-1 at Colorado, '23
	None
9 vs. Michigan State	Same
	-1 at Iowa, '24
11 vs. Michigan; Michigan St.	Same
9 vs. Cincinnati	38 at Ohio State, '24
15 vs. Akron	Same



INDIVIDUAL CAREER/SEASON SUPERLATIVES

SEASON AND CAREER, MOST TACKLES, TFLS AND SACKS

PLAYER	TACKLES (2025)	CAREER	TFL (2025)	CAREER	SACKS (2025)	CAREER
Caleb Benning	vs. Houston Christian	3 vs. BC, '24; HCU		none		none
Michael Booker III	3 vs. Houston Christian	Same		none		none
Jacob Bower	1 vs. Houston Christian	1 vs. UNI, '24; HCU		none		none
Derek Branch	1 vs. Cincinnati; Akron	2 vs. UNI, '24		0.5 vs. UNI, '24		none
Mario Buford		3 vs. UNI, '24		none		none
Marques Buford Jr.	5 vs. Cincinnati	10 at Wisconsin, '23		1.5 at Wisconsin, '23		1.0 vs. Maryland, '23
Jeremiah Charles	3 vs. Houston Christian	2 vs. UCLA; vs. Wis., '24		none		none
Jamir Conn	4 vs. Houston Christian	9-* vs. Youngstown St., '24	0.5 vs. Akron	1.0 at Idaho, '23; at Missouri St., '24		none
Keona Davis	4 at Maryland	Same	1.0 vs. Michigan; MSU	1.0 at Purdue, '24; vs. Mich.		none
Ethan Duda	1 vs. Akron; HCU	Same		none		none
Kevin Gallic		1^^ 4x, last vs. URI, '24		none		none
Vincent Genatone		1 vs. Butler-^, '23, Wis., '24		none		none
Jaylen George	1 vs. Akron; HCU	6-& vs. Furman '24		2.0-& vs. NDSU, Citadel '24		1.5-& vs. Citadel '24
Mason Goldman	1 vs. Houston Christian	2 vs. UTEP; vs. UNI, '24		1.0 vs. UTEP, '24		1.0 vs. UTEP, '24
Roger Gradney	1 vs. Akron	same		none		none
Rex Guthrie	6 vs. Houston Christian	same	1.0 vs. Akron	none		none
Malcolm Hartzog	1 vs. Cincinnati	6 at Colorado, '23; at USC, '24		2.0 at Iowa, '24		none
Blye Hill		4-@ vs. Duquesne, '23		1.0 vs. Merrimack, '23		none
David Hoffken	1 vs. Houston Christian	Same		none		none
Elijah Jeudy	3 vs. Michigan	3 vs. Wisconsin, '24; Mich.	1.0 vs. Michigan State	1.0 vs. NW, '23; Rutgers, '24	1.0 vs. Michigan State	same
Christian Jones	1 vs. Houston Christian	Same		none		none
Donovan Jones	7 vs. Michigan State	Same	0.5 vs. HCU	1.0 vs. BC, '24		none
Sua Lefotu	1 vs. Akron; HCU	2 vs. Michigan, '23	0.5 vs. Akron	Same	0.5 vs. Akron	Same
Cameron Lenhardt	3 3x, last vs. Michigan St.	4 at Michigan State, '23	1.0 vs. Michigan State	2.0 at Colorado, '23	1.0 vs. Michigan State	2.0 at Colorado, '23
Andrew Marshall	5 3x, last vs. Michigan St.	9-%% at Oregon, '24	1.0 vs. Akron; vs HCU	1.0 3x, last vs. HCU		none
Dasan McCullough	4 vs. Cincinnati	8-@@ at Rutgers, '22	2.0 vs. Michigan	2.0-@@ vs. Idaho, '22; Mich	1.0 vs. HCU; Mich	2.0-@@ vs. Idaho, '22
Dawson Merritt	4 vs. Houston Christian	Same	0.5 vs. HCU	Same		none
Willis McGahee IV	2 vs. Houston Christian	4 vs. Boston College, '24	1.0 vs. Akron	1.0 vs. Colorado, '24; Akron		1.0 vs. Colorado, '24
Gabe Moore	1 vs. Akron; at Maryland	Same		none		none
Pierce Mooberry	2 vs. Akron	Same		none		none
Austin Murphy	1 vs. Akron; HCU	Same	1.0 vs. Akron	Same	1.0 vs. Akron	Same
Maverick Noonan	1 vs. Akron	1 vs. UTEP, '24; Akron		1.0 vs. UTEP, '24		none
Williams Nwaneri	6 vs. Cincinnati	Same	1.5 vs. Michigan State	same	1.5 vs. Michigan State	same
Jordan Ochoa	1.0 vs. Akron	Same	0.5 vs. Akron	none	0.5 vs. Akron	none
Kade Pietrzak	4 vs. Akron	Same	2.0 vs. Akron; at MD	none	1.0 at Maryland	none
Dylan Parrott	2 vs. Akron	Same		none		none
Kahmir Prescott	2 vs. Akron	Same		none		none
Justyn Rhett	2 vs. Akron	Same	0.5 vs. Akron	none		none
Dylan Rogers		1 vs. Colorado, '24		none		none
Amare Sanders	1 vs. Houston Christian	2 vs. UNI, '24		none		none
Gage Stenger		2 vs. Illinois, '24		none		none
Rahmir Stewart		2 vs. UTEP; vs. UNI, '24		none		none
Vincent Shavers	9 vs. Michigan State	Same	2.0 vs. Michigan State	Same		1.0 vs. BC, '24
DeShon Singleton	7 vs. Cincinnati	10 at Ohio State, '24	0.5 vs. Cincinnati; HCU	1.5 vs. Louisiana Tech, '23		none
Larry Tarver Jr.	1 vs. Akron	Same		none		none
Tanner Terch	1 vs. Akron	Same		none		none
Brice Turner	2 vs. Akron	Same		none		none
Riley Van Poppel	2 vs. Michigan	Same	1.0 vs. HCU	Same	1.0 vs HCU	same
Derek Wacker	2 vs. Houston Christian	Same		none		none
Marques Watson-Trent	6 at Maryland	16-## South Alabama, '22	1.0 vs. HCU	3.0-## vs. ULM, '23	1.0 vs. HCU	1.5-## James Madison '24
Ceyair Wright	4 at Maryland	6 vs. Ill.; at Ind., '24	0.5 at Maryland	1.0 (2x) vs. SJSU-\$, '23; vs. Ill., '24		1.0 vs. Illinois, '24
Javin Wright	12 at Maryland	Same	3.5 vs. MSU	Same	0.5 vs. MSU	0.5 vs. Iowa, '23; MSU

\$-USC; ^-Montana; @-Saint Francis; %-Missouri &-East Tennessee State; *-Southern Illinois; !!-Oklahoma; @@-Indiana ##-Georgia Southern; %%-Idaho; ^^--New Hampshire; &&-Georgia

NEBRASKA STATISTICAL HIGHS AND LOWS

NEBRASKA TOTALS	HIGHS	LOWS
Points Scored	68 vs. Akron	20 vs. Cincinnati
First Downs	31 vs. Akron	15 vs. Michigan State
Rushing Attempts	38 vs. Houston Christian	31 vs. Michigan; vs. Michigan State
Rushing Yards	234 vs. Akron	43 vs. Michigan
Passes Attempted	42 vs. Cincinnati	24 vs. Michigan State
Passes Completed	33 vs. Cincinnati	16 vs. Michigan State
Had Intercepted	3 at Maryland	0 vs. Cincinnati; Akron, Houston Christian
Passing Yards	494 vs. Akron	194 vs. Michigan State
Total Plays	78 vs. Cincinnati	55 vs. Michigan State
Total Yards	728 vs. Akron	261 vs. Michigan State
Possession Time	39:30 vs. Cincinnati	26:36 vs. Michigan State
Fumbles	2 vs. Cincinnati	0 at Maryland
Fumbles Lost	1 vs. Akron	0 Five times
Turnovers	3 at Maryland	0 vs. Cincinnati; Houston Christian
Turnover Margin	+2 vs. Cincinnati, Houston Christian; Michigan St.	-3 at Maryland
Penalties	6 vs. Akron	3 vs. Cincinnati; Michigan
Yards Penalized	71 vs. Akron	9 vs. Michigan
Sacks By-Yards Lost	4-42 vs. Michigan State	0-0 vs. Cincinnati
Team Tackles for Loss-Yards	12-60 vs. Michigan State	2-7 vs. Cincinnati

NEBRASKA INDIVIDUAL OFFENSIVE HIGHS

Most Rushing Attempts	25; Emmett Johnson vs. Cincinnati
Most Net Rushing Yards	176; Emmett Johnson at Maryland
Most Rushing TDs	3; Emmett Johnson vs. Michigan State
Longest TD Run	47; Emmett Johnson vs. Akron
Longest Run, No TD	50; Emmett Johnson at Maryland
Most Pass Attempts	42; Dylan Raiola vs. Cincinnati
Most Completed Passes	33; Dylan Raiola vs. Cincinnati
Most Passing Yards	364; Dylan Raiola vs. Akron
Most Passing TDs	4; Dylan Raiola vs. Akron, at Maryland
Longest TD Pass	64; Dylan Raiola to Nyzhiah Hunter at Maryland
Longest Pass, No TD	41; TJ Lateef to Mekhi Nelson vs. Akron
Most Pass Receptions	7; Emmett Johnson vs. Cincinnati; Jacory Barney vs. Akron; Luke Lindenmeyer vs. Michigan
Most Receiving Yards	132; Jacory Barney vs. Akron
Most TD Receptions	2; Jacory Barney vs. Michigan; Nyzhiah Hunter at Maryland
Most Total Offense Attempts	48; Dylan Raiola vs. Michigan (7 rushes, 41 passes)
Most Total Offense Yards	377; Dylan Raiola vs. Akron
Most All-Purpose Attempts	32; Emmett Johnson vs. Cincinnati
Most All-Purpose Yards	219; Jacory Barney vs. Akron
Most Touchdowns Scored	3; Emmett Johnson vs. Akron

NEBRASKA INDIVIDUAL SPECIAL TEAMS HIGHS

Most Field Goals Attempted	3; Kyle Cunanan vs. Michigan
Most Field Goals Made	2; Kyle Cunanan vs. Cincinnati; vs. Michigan; at Maryland
Longest Field Goal Made	52; Kyle Cunanan vs. Cincinnati
Longest Field Goal Attempted	52; Kyle Cunanan vs. Cincinnati
Longest Punt Return, TD	None
Longest Punt Return, No TD	57; Jacory Barney vs. Michigan State
Most Punt Return Yardage	87; Jacory Barney vs. Akron
Longest Kickoff Return, TD	None
Longest Kickoff Return, No TD	85; Kenneth Williams at Maryland
Most Kickoff Return Yardage	108; Kenneth Williams at Maryland
Longest Blocked Punt, TD	1; Carter Nelson vs. Michigan State
Longest Blocked Field Goal Return	None
Most Punts	4; Archie Wilson vs. Cincinnati; Michigan; Michigan State
Highest Punting Average	49.2; Archie Wilson vs. Michigan
Longest Punt	56; Archie Wilson vs. Michigan
Most Blocked Field Goals	None
Most Blocked Punts	1; Jamir Conn vs. Houston Christian; Michigan State
Most Blocked PAT	None

NEBRASKA INDIVIDUAL DEFENSIVE HIGHS

Most Total Tackles	10; Javin Wright at Maryland
Most Solo Tackles	9; Javin Wright at Maryland
Most Tackles for Loss	3.5; Javin Wright vs. Michigan State
Most Yards Lost	20; Kade Pietrzak at Maryland (2.0 TFL)
Most Quarterback Sacks	1.5; Williams Nwaneri vs. Michigan State (17 yards)
Most Yards Lost	17; Williams Nwaneri vs. Michigan State (1.5 sacks)
Most Pass Breakups	2; Ceyair Wright vs. Michigan
Most Interceptions	1; DeShon Singleton vs. Michigan State
Longest Interception TD Return	29; Williams Nwaneri vs. Houston Christian
Longest Interception Return, No TD	7; DeShon Singleton vs. Michigan State
Longest Fumble TD Return	None
Longest Fumble Return, No TD	0; Three times



OPPONENT STATISTICAL HIGHS AND LOWS

OPPONENT TOTALS	HIGHS	LOWS
Points Scored	31 at Maryland	0 vs. Akron
First Downs	18 at Maryland	11 vs. Houston Christian
Rushing Attempts	38 vs. Michigan State	30 vs. Cincinnati
Rushing Yards	286 vs. Michigan	67 vs. Michigan State
Passes Attempted	37 at Maryland	18 vs. Houston Christian
Passes Completed	27 at Maryland	9 vs. Akron
Had Intercepted	2 vs. Michigan State	0 vs. Akron; vs. Houston Christian; Michigan
Passing Yards	249 at Maryland	62 vs. Akron
Total Plays	68 vs. Michigan State	53 vs. Houston Christian
Total Yards	391; vs. Michigan	160 vs. Houston Christian
Possession Time	33:24 vs. Michigan State	20:30 vs. Cincinnati
Fumbles	4 vs. Houston Christian	0 at Maryland
Fumbles Lost	2 vs. Houston Christian	0 vs. Akron
Turnovers	3 vs. Michigan State	0 at Maryland
Turnover Margin	+3 at Maryland	-2 vs. Cincinnati; Houston Christian; Michigan State
Penalties	9 vs. Houston Christian	1 vs. Akron
Yards Penalized	100 at Maryland	5 vs. Akron
Sacks By-Yards Lost	7.0-49 vs. Michigan	0-0 vs. Houston Christian
Team Tackles for Loss-Yards	9.0-54 vs. Michigan	0.0 vs. Houston Christian

OPPONENT INDIVIDUAL HIGHS

Most Rushing Yards	149; Justice Haynes (Michigan)
Most Rushing Attempts	18; Makhi Frazier (Michigan State)
Most Yards Passing	249; Malik Washington (Maryland)
Most Passing Attempts	37; Malik Washington (Maryland)
Most Pass Completions	27; Malik Washington (Maryland)
Most Pass Receptions	5; Five times
Most Yards Receiving	62; Shaleak Knotts (Maryland)

OPPONENT INDIVIDUAL LONGEST PLAYS

Rush	75*; Justice Haynes (Michigan)
Pass	25; Malik Washington to Kaleb Webb (Maryland)
Field Goal	56; Dominic Zvada (Michigan)
Punt Return	-1; Semaj Morgan (Michigan)
Kickoff Return	33; Brandon Hills (Akron)
Fumble Return	1; Cyrus Durham (Akron)
Interception Return	67*; Dontay Joyner (Maryland)
Punt	59; Brady Young (Houston Christian)

*-Indicates touchdown scored

		GAME 1 Aug. 28, 2025 GEHA Field at Arrowhead Attend: 72,884 TV: ESPN
NEBRASKA (1-0)		20
CINCINNATI (0-1)		17

SCORING BY QUARTERS

Team	1st	2nd	3rd	4th	Total
Nebraska	0	13	0	7	20
Cincinnati	3	0	7	7	17

SCORING SUMMARY

Qtr.	Time	Team	Scoring Play
1st	04:47	CIN	Rusnak 45 yd FG 8-38-4:13 NEB 0, UC 3
2nd	14:56	NEB	Cunanan 52 yd FG 11-42-4:51 NEB 3, UC 3
2nd	05:36	NEB	Cunanan 22 yd FG 16-80-7:51 NEB 6, UC 3
2ns	00:11	NEB	Hunter 5-yd catch from D.Raiola (Cunanan kick) 3-24-0:51 NEB 13, UC 3
3rd	06:53	CIN	Sorsby 7 yd rush (Rusnak kick) 10-57-3:32 NEB 13, UC 10
4th	10:36	NEB	Key 3-yd catch from Raiola (Cunanan kick) 13-67-7:01 NEB 20, UC 10
4th	07:15	CIN	Sorsby 1 yd rush (Rusnak kick) 9-75-3:21 NEB 20, UC 17

TEAM STATISTICS

	NEB	UC
FIRST DOWNS	23	16
RUSHES-YARDS (NET)	36-110	30-202
PASSING-YARDS (NET)	243	69
Passes Att-Comp-Int	42-33-0	25-13-1
TOTAL OFFENSE PLAYS-YARDS	78-353	55-271
Fumble Returns-Yards	1-0	0-0
Punt Returns-Yards	2-3	0-0
Kickoff Returns-Yards	2-33	1-20
Interception Returns-Yards	1-0	0-0
Punts (Number-Avg)	4-36.8	4-45.3
Fumbles-Lost	2-0	1-1
Penalties-Yards	3-27	4-20
Possession Time	39:30	20:30
Third-Down Conversions	10-18	3-10
Fourth-Down Conversions	1-2	2-2
Red-Zone Scores-Chances	3-3	2-2
Sacks By: Number-Yards	0-0	3-10

INDIVIDUAL STATISTICS

RUSHING: NEB: Emmett Johnson 25-108; Heinrich Haarberg 2-4; Janiran Bonner 2-4; Mekhi Nelson 1-0; Dylan Raiola 4-1; Isaiah Mozee 1-2; TEAM 1-3. **UC:** Brendan Sorsby 13-96; Tawee Walker 7-53; Evan Pryor 5-29; Cyrus Allen 2-18; Chance Williams 1-5; Manny Covey 1-1

PASSING: NEB: Dylan Raiola 33-42-0-243-2. **UC:** Brendan Sorsby 13-25-1-69-0

RECEIVING: NEB: Emmett Johnson 7-27; Nyiziah Hunter 6-65; Dane Key 6-51; Luke Lindenmeyer 5-47; Jacory Barney Jr. 5-27; Cortez Mills Jr. 1-13; Quinn Clark 1-7; Janiran Bonner 1-4; Isaiah Mozee 1-2. **UC:** Cyrus Allen 5-41; Joe Royer 3-11; Patrick Gurd 1-6; Caleb Goodie 1-5; Jeff Caldwell 1-5; Evan Pryor 1-5; Tawee Walker 1-4

INTERCEPTIONS: UC: None. **NEB** Malcolm Hartzog Jr. 1-0;

FUMBLES: UC: Caleb Goodie 1-1. **NEB** Janiran Bonner 1-0; Dylan Raiola 1-0

TACKLE LEADERS: NEB: DeShon Singleton 3-4; **UC** Jake Goliday 2-10

		GAME 2 Sept. 6, 2025 Memorial Stadium Attend: 86,439 TV: BTN
AKRON (0-2)		0
NEBRASKA (2-0)		68

SCORING BY QUARTERS

Team	1st	2nd	3rd	4th	Total
Akron	0	0	0	0	0
Nebraska	9	24	21	14	68

SCORING SUMMARY

Qtr.	Time	Team	Scoring Play
1st	12:17	NEB	Johnson 47 yd rush (Cunanan kick) 7-77, 02:39 AKR 0, NEB 7
1st	04:44	NEB	Pietrzak safety 0-0 AKR 0, NEB 9
2nd	13:56	NEB	Cunanan 35 yd FG 4-4, 00:50 AKR 0, NEB 12
2nd	08:17	NEB	Johnson 4 yd pass from Raiola (Cunanan kick) 8-59, 03:44 AKR 0, NEB 19
2nd	02:08	NEB	Clark 37 yd pass from Raiola (Cunanan kick) 7-89, 03:38 AKR 0, NEB 26
2nd	00:46	NEB	Lindenmeyer 10 yd pass from Raiola (Cunanan kick) 3-31, 00:55 AKR 0, NEB 33
3rd	10:49	NEB	Johnson 6 yd rush (Cunanan kick) 6-52, 01:25 AKR 0, NEB 40
3rd	05:58	NEB	Key 12 yd pass from Raiola (Cunanan kick) 4-78, 01:30 AKR 0, NEB 47
3rd	02:37	NEB	Ives 28 yd rush (Cunanan kick) 5-74, 02:21 AKR 0, NEB 54
4th	13:01	NEB	Nelson 1 yd rush (Cunanan kick) 5-51, 01:55 AKR 0, NEB 61
4th	07:31	NEB	Lateef 8 yd rush (Cunanan kick) 4-43, 01:59 AKR 0, NEB 68

TEAM STATISTICS

	AKRON	NEB
FIRST DOWNS	13	30
RUSHES-YARDS (NET)	36-113	33-234
PASSING-YARDS (NET)	62	494
Passes Att-Comp-Int	23-9-0	40-32-0
TOTAL OFFENSE PLAYS-YARDS	59-175	73-728
Fumble Returns-Yards	1-1	1-0
Punt Returns-Yards	0-0	5-92
Kickoff Returns-Yards	6-125	2-42
Interception Returns-Yards	0-0	0-0
Punts (Number-Avg)	8-37.0	0-0
Fumbles-Lost	2-1	1-1
Penalties-Yards	1-5	6-71
Possession Time	29:50	30:10
Third-Down Conversions	1-14	8-10
Fourth-Down Conversions	1-2	0-1
Red-Zone Scores-Chances	0-1	7-9
Sacks By: Number-Yards	0-0	2-12

INDIVIDUAL STATISTICS

RUSHING: AKR: Sean Patrick 12-64; Jordan Gant 8-31; Marquese Williams 6-24; Ben Finley 3-2; Michael Johnson Jr. 7-8. **NEB:** Emmett Johnson 14-140; Kwinten Ives 4-34; TJ Lateef 2-17; Kenneth Williams 1-15; Dylan Raiola 3-13; Mekhi Nelson 5-11; Conor Booth 2-6; Heinrich Haarberg 1-0; TEAM 1-2

PASSING: AKR: Ben Finley 7-21-0-54-0; Michael Johnson Jr. 2-2-0-8-0. **NEB:** Dylan Raiola 24-31-0-364-4; TJ Lateef 6-7-0-128-0; Jalyn Gramstad 2-2-0-2-0.

RECEIVING: AKR: Marcel Williams 2-28; Myles Walker 2-0; Cameron Montiero 1-16; Tim Grear Jr. 1-9; Kyan Mason 1-6; Israel Polk 1-4; Conner Cravaack 1-1. **NEB:** Jacory Barney Jr. 7-132; Nyiziah Hunter 4-82; Isaiah Mozee 3-65; Mekhi Nelson 3-52; Luke Lindenmeyer 3-44; Dane Key 3-35; Emmett Johnson 2-7; Quinn Clark 1-37; Keelan Smith 1-15; Heinrich Haarberg 1-9; Kwinten Ives 1-7; Cortez Mills Jr. 1-7; Jeremiah Jones 1-6; DJ Singleton Jr. 1-4

INTERCEPTIONS: AKR: None. **NEB** None

FUMBLES: AKR: Brandon Hills 1-0, Michael Johnson Jr. 1-1. **NEB** Emmett Johnson 1-1

TACKLE LEADERS: AKR: Shammond Cooper 7-2; **NEB** Kade Pietrzak 3-1

		GAME 3 Sept. 13, 2025 Memorial Stadium Attend: 86,292 TV: FS1
HOUSTON CHRISTIAN (1-2)		7
NEBRASKA (3-0)		59

SCORING BY QUARTERS

Team	1st	2nd	3rd	4th	Total
Houston Christian	0	0	7	0	7
Nebraska	17	21	14	7	59

SCORING SUMMARY

Qtr.	Time	Team	Scoring Play
1st	11:12	NEB	Cunanan 24 yd FG 9-66, 03:43 HCU 0, NEB 3
1st	06:14	NEB	Barney Jr. 9 yd pass from Raiola (Cunanan kick) 6-45, 02:47 HCU 0, NEB 10
1st	03:14	NEB	Key 39 yd pass from Raiola (Cunanan kick) 3-84, 00:50 HCU 0, NEB 17
2nd	11:34	NEB	Johnson 2 yd rush (Cunanan kick) 9-70, 03:42 HCU 0, NEB 24
2nd	09:38	NEB	Nwaneri 29 yd fumble return (Cunanan kick) 01:50 HCU 0, NEB 31
2nd	02:52	NEB	Johnson 4 yd rush (Cunanan kick) 10-75, 03:48 HCU 0, NEB 38
3rd	09:19	NEB	Lateef 6 yd rush (Cunanan kick) 8-78, 04:00 HCU 0, NEB 45
3rd	07:34	HCU	Edwards 45 yd rush (Weinrich kick) 4-75, 01:45 HCU 7, NEB 45
3rd	04:01	NEB	Ives 4 yd rush (Cunanan kick) 7-75, 03:33 HCU 7, NEB 52
4th	08:14	NEB	Mills Jr. 62 yd pass from Lateef (Cunanan kick) 3-80, 01:22 HCU 7, NEB 59

TEAM STATISTICS

	HCU	NEB
Score	7	59
FIRST DOWNS	11	30
RUSHES-YARDS (NET)	35-93	38-192
PASSING-YARDS (NET)	67	362
Passes Att-Comp-Int	18-11-0	29-23-0
TOTAL OFFENSE PLAYS-YARDS	53-160	67-554
Fumble Returns-Yards	0-0	2-29
Punt Returns-Yards	0-0	1-38
Kickoff Returns-Yards	4-40	1-28
Interception Returns-Yards	0-0	0-0
Punts (Number-Avg)	8-42.3	0-0
Fumbles-Lost	4-2	1-0
Penalties-Yards	9-71	4-45
Possession Time	29:43	30:17
Third-Down Conversions	4-14	5-9
Fourth-Down Conversions	2-2	1-2
Red-Zone Scores-Chances	0-0	6-8
Sacks By: Number-Yards	0-0	3-29

INDIVIDUAL STATISTICS

RUSHING: HCU: Xai'Shaun Edwards 13-82; Darryle Evans 14-39; Maddox Kopp 2-5; Jordan Montanez 1-1; TEAM 1-7; Jake Weir 4-27. **NEB:** Kwinten Ives 12-85; Emmett Johnson 13-78; TJ Lateef 3-15; Dylan Raiola 2-7; Kenneth Williams 4-7; Vincent Genatone 1-1; Izaac Dickey 1-1; Conor Booth 1-0; TEAM 1-2


PASSING: HCU: Jake Weir 11-18-0-67-0. **NEB:** Dylan Raiola 15-21-0-222-2; TJ Lateef 5-5-0-126-1; Jalyn Gramstad 3-3-0-14-0.

RECEIVING: HCU: Ja'Ryan Wallace 5-31; Deuce McMillan 2-17; Tamarus Gray Jr. 2-13; Adrian Green 1-6; Mason Graham 1-0. **NEB:** Dane Key 4-104; Cortez Mills Jr. 3-98; Isaiah Mozee 3-26; Jacory Barney Jr. 3-22; Kwinten Ives 2-36; Conor Booth 2-11; Emmett Johnson 2-7; Kenneth Williams 1-20; Nyiziah Hunter 1-16; Heinrich Haarberg 1-13; Luke Lindenmeyer 1-9

INTERCEPTIONS: HCU: None. **NEB** None

FUMBLES: HCU: Team 2-0; Jake Weir 1-1; Jordan Montanez 1-1. **NEB:** Team 1-0

TACKLE LEADERS: HCU: Xavier Toliver 7-0; **NEB:** Rex Guthrie 1-5

		GAME 4 Sept. 20, 2025 Memorial Stadium Attend: 87,278 TV: CBS
NO. 21/20	MICHIGAN (3-1, 1-0)	30
	NEBRASKA (3-1, 0-1)	27

SCORING BY QUARTERS

Team	1st	2nd	3rd	4th	Total
#21 Michigan	10	7	10	3	30
Nebraska	0	17	0	10	27

SCORING SUMMARY

Qtr.	Time	Team	Scoring Play
1st	01:38	U-M	Zvada 46 yd FG 10-46, 03:22 MICH 3, NEB 0
1st	00:11	U-M	Underwood 37 yd rush (Zvada kick) 1-37, 00:06 MICH 10, NEB 0
2nd	08:58	NEB	Cunanan 39 yd FG 7-31, 04:10 MICH 10, NEB 3
2nd	02:01	NEB	Barney 26 yd pass from Raiola (Cunanan kick) 7-63, 03:57 MICH 10, NEB 10
2nd	01:51	U-M	Haynes 75 yd rush (Zvada kick) 1-75, 00:10 MICH 17, NEB 10
2nd	00:00	NEB	Barney 52 yd pass from Raiola (Cunanan kick) 7-75, 01:51 MICH 17, NEB 17
3rd	07:43	U-M	Zvada 56 yd FG 8-22, 02:32 MICH 20, NEB 17
3rd	05:40	U-M	Marshall 54 yd rush (Zvada kick) 2-62, 00:32 MICH 27, NEB 17
4th	14:56	NEB	Cunanan 38 yd FG 12-55, 05:44 MICH 27, NEB 20
4th	03:54	U-M	Zvada 21 yd FG 16-77, 08:46 MICH 30, NEB 20
4th	01:34	NEB	Haarberg 3 yd pass from Raiola (Cunanan kick) 10-75, 02:20 MICH 30, NEB 27

TEAM STATISTICS

	U-M	NEB
FIRST DOWNS	16	24
RUSHES-YARDS (NET)	33-286	31-43
PASSING-YARDS (NET)	105	308
Passes Att-Comp-Int	23-12-0	41-30-1
TOTAL OFFENSE PLAYS-YARDS	56-391	72-351
Fumble Returns-Yards	0-0	1-0
Punt Returns-Yards	1--1	3-21
Kickoff Returns-Yards	1-1	1-23
Interception Returns-Yards	1-0	0-0
Punts (Number-Avg)	4-41.0	4-49.3
Fumbles-Lost	1-1	0-0
Penalties-Yards	5-41	3-9
Possession Time	26:43	33:17
Third-Down Conversions	4-12	2-12
Fourth-Down Conversions	0-0	2-3
Red-Zone Scores-Chances	1-1	3-4
Sacks By: Number-Yards	7-49	1-6

INDIVIDUAL STATISTICS

RUSHING: U-M: Justice Haynes 17-149; Jordan Marshall 6-80; Bryce Underwood 8-61; TEAM 2--4. **NEB:** Emmett Johnson 19-65; Mekhi Nelson 3-19; Jacory Barney Jr. 1-7; Isaiah Mozee 1-1; Dylan Raiola 7--49

PASSING: U-M: Bryce Underwood 12-22-0-105-0; Semaj Morgan 0-1-0-0-0. **NEB:** Dylan Raiola 30-41-1-308-3.

RECEIVING: U-M: Donaven McCulley 3-39; Justice Haynes 3-12; Semaj Morgan 2-22; Marlin Klein 2-21; Zack Marshall 1-6; Channing Goodwin 1-5. **NEB:** Luke Lindenmeyer 7-60; Jacory Barney Jr. 6-120; Emmett Johnson 5-32; Dane Key 3-36; Heinrich Haarberg 3-18; Nyzhiah Hunter 2-34; Quinn Clark 1-14; Cortez Mills Jr. 1-10; Mekhi Nelson 1--4; Henry Lutovsky 1--12.

INTERCEPTIONS: U-M: Cole Sullivan 1-0. **NEB** None

FUMBLES: U-M: Bryce Underwood 1-1. **NEB:** None

TACKLE LEADERS: U-M: Ernest Hausmann 6-3 **NEB:** Javin Wright 3-7

		GAME 5 Oct. 4, 2025 Memorial Stadium Attend: 86,496 TV: FS1
	MICHIGAN ST. (3-2, 0-2)	27
	NEBRASKA (4-1, 1-1)	38

SCORING BY QUARTERS

Team	1st	2nd	3rd	4th	Total
Michigan St.	0	7	14	6	27
Nebraska	14	0	7	17	38

SCORING SUMMARY

Qtr.	Time	Team	Scoring Play
1st	09:09	NEB	Johnson 2 yd rush (Cunanan kick) 9-48, 04:14 MSU 0, NEB 7
1st	07:37	NEB	Nelson 3 yd blocked punt return (K.Cunanan kick) 0-0, 0:00 MSU 0, NEB 14
2nd	12:52	MSU	Velling 2 yd pass from Milivojevic (Connington kick) 17-75, 09:45 MSU 7, NEB 14
3rd	06:08	MSU	Chiles 16 yd rush (Connington kick) 11-48, 07:00 MSU 14, NEB 14
3rd	02:37	MSU	Chiles 4 yd rush (Connington kick) 7-38, 03:24 MSU 21, NEB 14
3rd	01:11	NEB	Johnson 23 yd rush (Cunanan kick) 5-75, 01:26 MSU 21, NEB 21
4th	13:32	NEB	Cunanan 27 yd FG 7-19, 02:36 MSU 21, NEB 24
4th	06:45	NEB	Hunter 59 yd pass from Raiola (Cunanan kick) 1-59, 00:09 MSU 21, NEB 31
4th	04:27	NEB	Johnson 11 yd rush (Cunanan kick) 2-17, 00:50 MSU 21, NEB 38
4th	02:01	MSU	Milivojevic 1 yd rush (pass failed) 7-75, 02:26 MSU 27, NEB 38

TEAM STATISTICS

	MSU	NEB
FIRST DOWNS	15	14
RUSHES-YARDS (NET)	38-84	31-67
PASSING-YARDS (NET)	156	194
Passes Att-Comp-Int	30-15-2	24-16-1
TOTAL OFFENSE PLAYS-YARDS	68-240	55-261
Fumble Returns-Yards	0-0	1-0
Punt Returns-Yards	0-0	5-109
Kickoff Returns-Yards	1-2	0-0
Interception Returns-Yards	1-0	2-7
Punts (Number-Avg)	5-40.8	4-30.0
Fumbles-Lost	1-1	1-0
Penalties-Yards	5-45	6-44
Possession Time	33:21	26:39
Third-Down Conversions	2-14	5-13
Fourth-Down Conversions	4-5	0-2
Red-Zone Scores-Chances	4-4	3-3
Sacks By: Number-Yards	7-49	1-6

INDIVIDUAL STATISTICS

RUSHING: MSU: Makhi Frazier 18-58; Aidan Chiles 13-23; Brandon Tullis 5-4; Alessio Milivojevic 1-1; TEAM 1--2. **NEB:** Emmett Johnson 13-83; Mekhi Nelson 1-11; Isaiah Mozee 3-9; Heinrich Haarberg 1-2; Dylan Raiola 9--17; TEAM 4--21


PASSING: MSU: Aidan Chiles 9-23-2-85-0; Alessio Milivojevic 6-7-0-71-1. **NEB:** Dylan Raiola 16-24-1-194-1

RECEIVING: MSU: Nick Marsh 4-41; Makhi Frazier 4-17 Jack Velling 3-37; Brandon Tullis 1-24; Evan Boyd 1-14 Chishon McCray 1-14; Omari Kelly 1-9. **NEB:** Emmett Johnson 6-37; Nyzhiah Hunter 4-93; Jacory Barney Jr. 2-47; Cortez Mills Jr. 1-10; Luke Lindenmeyer 1-6; Carter Nelson 1-3; Heinrich Haarberg 1--2

INTERCEPTIONS: MSU: Jordan Hall 1-0. **NEB** DeShon Singleton 2-7

FUMBLES: MSU: Sam Edwards 1-0. **NEB:** Team 1-0

TACKLE LEADERS: MSU: Jordan Hall 5-3 **NEB:** Javin Wright 4-6

		GAME 6 Oct. 11, 2025 SECU Stadium Attend: 39,623 TV: BTN
	NEBRASKA (5-1, 2-1)	34
	MARYLAND (4-2, 1-2)	31

SCORING BY QUARTERS

Team	1st	2nd	3rd	4th	Total
Nebraska	7	17	0	10	34
Maryland	0	17	14	0	31

SCORING SUMMARY

Qtr.	Time	Team	Scoring Play
1st	07:15	NEB	Hunter 64 yd pass from Raiola (Cunanan kick), 1-64, 00:12 NEB 7, MD 0
2nd	14:55	NEB	Cunanan 43 yd FG 10-47, 05:43 NEB 10, MD 0
2nd	11:32	MD	Ray 28 yd rush (O'Haire kick) 8-75, 03:23 NEB 10, MD 7
2nd	08:25	MD	Haughton Jr. 21 yd pass from Washington (O'Haire kick), 4-33, 02:20 NEB 10, MD 14
2nd	07:27	NEB	Lindenmeyer 7 yd pass from Raiola (Cunanan kick), 2-10, 00:46 NEB 17, MD 14
2nd	05:37	NEB	Hunter 12 yd pass from Raiola (Cunanan kick), 3-46, 00:53 NEB 24, MD 14
2nd	00:24	MD	O'Haire 37 yd FG 13-66, 03:00 NEB 24, MD 17
3rd	09:58	MD	Williams 1 yd rush (O'Haire kick) 10-75, 04:58 NEB 24, MD 24
3rd	06:40	MD	Joyner 67 yd interception return (O'Haire kick) 0-0, 0:00 NEB 24, MD 31
4th	07:47	NEB	Cunanan 27 yd FG 12-83, 06:15 NEB 27, MD 31
4th	1:08	NEB	Key 3 yd pass from Raiola (Cunanan kick) 7-81, 02:34 34-31 NEB 34, MD 31

TEAM STATISTICS

	NEB	MD
FIRST DOWNS	23	18
RUSHES-YARDS (NET)	30-193	31-130
PASSING-YARDS (NET)	260	249
Passes Att-Comp-Int	29-20-3	37-27-0
TOTAL OFFENSE PLAYS-YARDS	59-453	68-379
Fumble Returns-Yards	0-0	0-0
Punt Returns-Yards	2-3	0-0
Kickoff Returns-Yards	4-162	2-35
Interception Returns-Yards	0-0	3-73
Punts (Number-Avg)	1-20.0	5-40.8
Fumbles-Lost	0-0	0-0
Penalties-Yards	6-49	8-73
Possession Time	28:33	31:27
Third-Down Conversions	3-7	7-15
Fourth-Down Conversions	0-1	0-2
Red-Zone Scores-Chances	5-5	2-2
Sacks By: Number-Yards	1-14	1-10

INDIVIDUAL STATISTICS

RUSHING: NEB: Emmett Johnson 21-176; Isaiah Mozee 5-24; TEAM 1--1; Heinrich Haarberg 1--2; Dylan Raiola 2--4. **MD:** Nolan Ray 11-62; DeJuan Williams 10-36; Malik Washington 6-23; Iverson Howard 2-7; Jalil Farooq 1-2

PASSING: NEB: Dylan Raiola 20-29-3-260-4. **MD:** Malik Washington 27-37-0-249-1

RECEIVING: NEB: Nyzhiah Hunter 5-125; Dane Key 4-43; Jacory Barney Jr. 3-16; Luke Lindenmeyer 2-30; Emmett Johnson 2-20; Isaiah Mozee 2-10; Heinrich Haarberg 1-13 Keelan Smith 1-3. **MD:** Shaleak Knotts 5-62; DeJuan Williams 5-35; Dorian Fleming 5-33; Nolan Ray 4-23; Octavian Smith Jr. 3-35; Kaleb Webb 2-25; Jalil Farooq 2-15; Leon Haughton Jr. 1-21.

INTERCEPTIONS: MD: None. **NEB** None

FUMBLES: MD: None. **NEB** None

TACKLE LEADERS: NEB: Javin Wright 9-3. **MD:** Lavain Scruggs 7-0; Jalen Huskey 6-1; Daniel Wingate 4-3.