

NEBRASKA

**NEBRASKA
CORNHUSKERS**
(5-2, 2-2 BIG)



**NORTHWESTERN
WILDCATS**
(5-2, 3-1 BIG)

SATURDAY, OCT. 25 • 11 A.M. CT • LINCOLN, NEB. • MEMORIAL STADIUM • HELLAS TURF

Nebraska returns to Lincoln this weekend to take on Northwestern at Memorial Stadium. Game time is set for 11 a.m. CT and the game will be televised on FS1. The contest can also be heard on the Huskers Radio Network, Huskers.com and the official Huskers App. Saturday's contest will mark Nebraska's annual Military and Veterans Salute at Memorial Stadium.

Nebraska is 5-2 overall and 2-2 in Big Ten Conference action following a 24-6 setback at Minnesota last Friday. The Huskers trailed just 7-6 at intermission, but Minnesota took control in the second half with 17 unanswered points to hand the Huskers their second loss of the season.

Nebraska returns to Memorial Stadium for a two-game homstand beginning with this week's matchup against the Wildcats. The teams did not play last season, after squaring off in each of Nebraska's first 13 seasons in the Big Ten from 2011 to 2023. The series has a history of close games with 10 of the past 13 meetings decided by one score, including Nebraska's 17-9 victory at Memorial Stadium two seasons ago.

Northwestern also owns a 5-2 overall record, with a 3-1 mark in Big Ten play. The Wildcats have won four straight games after opening the season with a 1-2 record. Coach David Braun's team has reeled off consecutive victories over UCLA, Louisiana-Monroe, Penn State and Purdue over the past month. The Wildcats dominated the Boilermakers on Saturday, picking up a 19-0 victory in Evanston.

Northwestern relies on a strong defense that allows 305.3 yards and 15.1 points per game to rank in the top 25 nationally in both categories. The Wildcats have held four opponents to 14 or fewer points this season.

THIS WEEK'S NUMBERS

3

Nebraska has held Northwestern to 10 or fewer points in each of the last three meetings at Memorial Stadium. The Huskers held the Wildcats to 10 points in 2019, seven points in 2021 and nine points in a 17-9 win in Matt Rhule's first season in 2023.

10

Senior linebacker **Javin Wright** has recorded 10 or more tackles in four straight games, including a career-high 12 tackles each of the past two weeks. Wright is the first Husker player to record four straight double-figure tackle games since Barrett Ruud had eight straight double-figure tackle games in 2004.

75

Nebraska running back **Emmett Johnson** has 75 career receptions, including a team-high 29 catches in 2025. Johnson is just the third Nebraska running back with 75 career receptions, joining Marlon Lucky (135) and Jeff Kinney (82).

2025 NEBRASKA FOOTBALL SCHEDULE

Aug. 28	vs. Cincinnati	ESPN	W, 20-17	Late INT seals Husker win in Kansas City
Sept. 6	Akron	BTN	W, 68-0	Nebraska's most lopsided win since 1986
Sept. 13	Houston Christian	FS1	W, 59-7	Huskers post back-to-back 50-point games
Sept. 20	#21 Michigan*	CBS	L, 30-27	Wolverines use big rushing plays to edge NU
Oct. 4	Michigan State*	FS1	W, 38-27	NU rallies with 24 second-half points in 12 minutes
Oct. 11	at Maryland*	BTN	W, 34-31	Huskers score 10 points in final 8 minutes to rally
Oct. 17	at Minnesota*	FOX	L, 24-6	Gophers pull away with 17 second-half points
Oct. 25	Northwestern*	FS1	11 a.m.	10 of 13 B1G matchups have been 1-score games
Nov. 1	USC*	NBC	6:30 p.m.	Only team NU has played more than once & not beaten
Nov. 8	at UCLA*	TBA	TBA	Huskers seek first win at Rose Bowl since 1993
Nov. 22	at Penn State*	TBA	TBA	Matt Rhule returns to his alma mater
Nov. 28	Iowa*	CBS	11 a.m.	Huskers' 36th straight "Black Friday" game

All times Central; Home games in **bold**; *Big Ten Conference game

NEBRASKA

- **2025 Record:** 5-2, 2-2
- **Last Game:** lost to Minnesota, 24-6
- **Streak:** Lost 1
- **AP Rank:** Not Ranked
- **Coaches Rank:** Not Ranked
- **Head Coach:** Matt Rhule
- **Nebraska Record:** 17-15 (3rd year)
- **Collegiate Record:** 64-58 (10th year)
- **Record vs. Northwestern:** 1-0

NORTHWESTERN

- **2025 Record:** 5-2, 3-1
- **Last Game:** def. Purdue, 19-0
- **Streak:** Won 4
- **AP Rank:** Not Ranked
- **Coaches Rank:** Receiving Votes
- **Head Coach:** David Braun
- **Northwestern Record:** 17-15 (3rd year)
- **Career Record:** same
- **Record vs. Nebraska:** 0-1

SERIES HISTORY

- **All-Time Series:** Nebraska leads, 10-7
- **In Lincoln:** Nebraska leads, 6-3
- **As Big Ten Foes:** Nebraska leads, 7-6
- **Current Win Streak:** Nebraska, 1 game
- **Last Meeting:** Nebraska, 17-9, 2023

TV INFORMATION



Play-by-Play: Connor Onion
Analyst: Mark Helfrich
Fox Sports App

HUSKERS RADIO NETWORK



Play-by-Play: Kyle Crooks
Analysis: Damon Benning
Sidelines: Jessica Coody
Pre/Post-Game: Matt Coatney, Jessica Coody, Ben McLaughlin & Jeremiah Sirles

Huskers.com & Huskers App

NEBRASKA VS. NORTHWESTERN—LAST FIVE MEETINGS

DATE	LOCATION	Rank NEB/NW	RESULT	SCORE
10/5/2019	Lincoln	NR/NR	Win	13-10
11/7/2020	Evanston	NR/NR	Loss	13-21
10/2/2021	Lincoln	NR/NR	Win	56-7
8/27/2022	Dublin	NR/NR	Loss	28-31
10/21/2023	Lincoln	NR/NR	Win	17-9

HUSKERS-'CATS HISTORY

Nebraska and Northwestern meet for the 14th time as Big Ten opponents and the 18th time overall in series history. The Huskers hold a 10-7 advantage, including a 7-6 edge since the Huskers joined the Big Ten.

- Nebraska has won each of the past three meetings in Lincoln dating back to 2019, after Northwestern won three of four matchups at Memorial Stadium from 2011 to 2017.
- Since Nebraska joined the Big Ten in 2011, 10 of the 13 meetings have been decided by one score, including six of the seven matchups in Lincoln.
- Eight of 12 games between 2011 and 2022 were decided by three or fewer points or in overtime. Northwestern had a 5-3 edge in those games, including back-to-back overtime victories in 2017 and 2018.

HUSKERS LOOK TO BUILD ON STRONG FIRST HALF OF SEASON

Nebraska completed the first half of the season with a 5-1 record for the second straight year. The Huskers now stand at 5-2 following last week's loss at Minnesota.

- Nebraska's 5-1 start this year marked the second straight year the Huskers achieved that record at the midway point of the season. This was the first time Nebraska started 5-1 in consecutive seasons since the 2013 and 2014 campaigns.
- A victory over Northwestern would give Nebraska six wins in its first eight games for the first time since opening the 2016 season with a 7-1 record through eight games.

BLACKSHIRTS STIFLING OPPONENT PASSING GAME

The Nebraska Blackshirts have been strong in 2025, ranking among the Big Ten and national leaders in numerous categories. At the top of that list is a shut-down pass defense.

- Nebraska leads the nation in pass yards allowed per game at 123.0 per contest, 7.1 yards per game better than Oregon. NU is third in the nation in team pass efficiency defense with a 101.83 rating.
- The Huskers held each of their first three opponents to less than 70 yards passing, including Cincinnati (69 yards), Akron (62) and Houston Christian (67). It marked the first time Nebraska held three straight opponents to fewer than 100 passing yards since 1990, when the Huskers held their first four opponents below the century mark in passing yards.
- Both Michigan (105 yards) and Michigan State (156 yards) were held below 100 yards until their final drive of the game.
- Husker opponents are completing 58.5 percent of their passes, a rate that is 32nd nationally.
- Nebraska's seven opponent pass plays of 20 yards or more leads the nation. Every other FBS team has allowed at least nine 20-yard passes. Nebraska did not allow a pass play of 20 yards or more until Michigan State completed a 24-yard pass in the game's final minutes against the Huskers' second unit.
- Nebraska has allowed three touchdown passes this season, which is tied for the national lead with six other teams.
- In addition to its dominant pass defense, Nebraska also ranks in the top 30 nationally in total defense (279.3 ypg, 13th), scoring defense (19.4 ppg, 30th) and 3rd-down defense (28.6%, 10th).
- Nebraska's shutout of Akron on Sept. 6 marked the first shutout by the Blackshirts in 16 seasons, dating back to a 2009 Holiday Bowl whitewash of Arizona.
- Both Houston Christian and Akron were held to less than 200 yards. It marked the first time Nebraska held an opponent to less than 200 yards in consecutive games since 2017.
- Under Head Coach Matt Rhule, NU has held opponents to 14 or fewer points 16 times in 32 games.

OPPOSING FBS QUARTERBACKS AGAINST NEBRASKA DEFENSE

OPPOSING STARTING QB*	YDS/GM	YDS/ATT.	YDS/COMP.	COMP. %
VS. NEBRASKA	119.6	4.8	8.5	56.8
VS. OTHER TEAMS	230.7	7.6	12.5	61.1
DIFFERENCE	-111.1	-2.8	-4.0	-4.3

*FBS opponents only

BIG TEN STANDINGS

Place	Team	Overall	Big Ten
1.	Indiana	7-0	4-0
	Ohio State	7-0	4-0
3.	Oregon	6-1	3-1
	Iowa	5-2	3-1
	Michigan	5-2	3-1
	Minnesota	5-2	3-1
	Northwestern	5-2	3-1
	USC	5-2	3-1
	UCLA	3-4	3-1
10.	Nebraska	5-2	2-2
	Illinois	5-2	2-2
	Washington	5-2	2-2
13.	Maryland	4-3	1-3
14.	Michigan State	3-4	0-4
	Penn State	3-4	0-4
	Rutgers	3-4	0-4
	Purdue	2-5	0-4
	Wisconsin	2-5	0-4

PLAYER OF THE WEEK NOMINEES

OPP.	OFF.	DEF.	SPEC.	FROSH
CIN	Johnson	Hartzog	Cunanan	Wilson
AKR	Raiola	Singleton	Barney Jr.	Pietrzak
HCU	Key	Marshall	Cunanan	Lateef
MICH	Barney	--	Wilson	--
MSU	Johnson	Singleton	Barney Jr.	Jones
MD	Johnson	J. Wright	Williams	Pietrzak
MINN	--	--	--	--
NU				
USC				
UCLA				
PSU				
IOWA				

Bold indicates winner

2025 HUSKER HONORS

JACORY BARNEY JR., SO., WR

- Paul Hornung Award Watch List

KEVIN GALLIC, SR., LS

- Patrick Mannelly Award Watch List

MALCOLM HARTZOG, SR., DB

- Campbell Trophy Semifinalist

EMMETT JOHNSON, JR., RB

- Doak Walker Award Watch List

DANE KEY, SR., WR

- Senior Bowl Top 300 List

TEDDY PROCHAZKA, SR., OL

- Allstate Wuerffel Trophy Watch List
- Allstate AFCA Good Works Team Nominee

DYLAN RAIOLA, QB

- Maxwell Award Watch List
- Polynesian Player of the Year Watch List
- Jason Witten Collegiate Man of the Year Watch List

DESHON SINGLETON, ROVER

- Big Ten Defensive Player of the Week (vs. MSU)
- East-West Shrine Bowl Breakout Player of the Week (vs. MSU)

CEYAIR WRIGHT, CORNERBACK

- Second-Team Midseason All-American (The Athletic)

LAST GAME

MINNESOTA 24, NEBRASKA 6

TEAM STATS	NU	MINN
First Downs	13	18
Rushes-Yards	29-36	35-186
Passes	17-25-0	16-20-0
Passing Yards	177	153
Total Offense	213	339
3rd Downs	3-11	5-12
Turnovers	0	0
Penalties	6-65	3-30
Time of Possession	28:01	31:59

NU RUSHING LEADER

Emmett Johnson-14 carries, 63 yards

NU PASSING LEADER

Dylan Raiola-17-27-0, 177 yards

NU RECEIVING LEADERS

Nyziah Hunter-5 catches, 40 yards

Luke Lindenmeyer-4 catches, 52 yards

Emmett Johnson-5 catches, 37 yards

NU DEFENSIVE LEADERS

Javin Wright-Career-high 12 tackles, TFL

Marques Watson-Trent-11 tackles, 0.5 sack

DeShon Singleton-7 tackles

Keona Davis-Career-high 6 tackles, 0.5 sack

NU SPECIAL TEAMS LEADERS

Kyle Cunanan-2-2 FG (33, 30)

Archie Wilson-5 punts 44.6-yard average

NOTING LAST GAME

- Senior linebacker **Javin Wright** had a career-high-tying 12 tackles, marking his fourth consecutive game with double-figure tackles. Wright is the first Husker to record double-figure tackles in four straight games since Barrett Ruud in 2004.
- Tight end **Luke Lindenmeyer** had a 26-yard reception in the first quarter, marking a career long reception. His previous long was a pair of 23-yard catches.
- Redshirt freshman receiver **Quinn Clark** had a career-long 43-yard reception in the second quarter, bettering a 37-yard touchdown reception against Akron.
- Place-kicker **Kyle Cunanan** connected on 2-of-2 field goals in the game and improved to 11-of-12 on the season. Cunanan has made his last seven field goals.
- Defensive lineman **Keona Davis** shared a second-quarter sack, marking his first career sack. Davis finished the game with a career-high six tackles, bettering his previous career high of four tackles at Maryland last week.
- Linebacker **Marques Watson-Trent** had a season-high 11 tackles, bettering his previous high of six against Maryland. Watson-Trent now has 17 career games with 10 or more tackles, including his five seasons at Georgia Southern.
- Emmett Johnson** had five catches increasing his career total to 75 receptions. Johnson is the third running back in school history with 75 career receptions, joining Marlon Lucky (135) and Jeff Kinney (82).

IMPROVED NU OFFENSE SHOWING EFFICIENCY AND BALANCE

Nebraska has shown explosiveness and efficiency on offense throughout the 2025 season.

- Nebraska ranks in the top 30 nationally in scoring offense (36.0 ppg, 29th) and passing offense (291.1 ypg, 17th).
- Nebraska is second in the nation in completion percentage. The Huskers have completed 171-of-230 passes for a 74.3 completion percentage, trailing only top-ranked Ohio State's 79.5 completion percentage. NU's school season pass completion record is 68.3 percent in 2008.
- Nebraska is averaging 36.0 points per game, an improvement of 12.5 points per game over its 2024 average of 23.5 points per game. That is the 10th-best improvement in the nation.
- The passing attack has been balanced. A total of 19 receivers have caught passes, including five players with at least 20 receptions.
- Nebraska threw for better than 300 yards in three consecutive games (Akron, Houston Christian, Michigan). It marked the first time NU had thrown for more than 300 yards in three straight games since a five-game stretch, including the 2014 Holiday Bowl and the first four games in 2015.
- Nebraska produced a 300-yard passer (Raiola), a 100-yard rusher (Johnson) and a 100-yard receiver (Barney Jr.) against Akron. It marked the first time Nebraska has accomplished that trifecta since a 2022 game against Georgia Southern.
- Nebraska has 34 plays of at least 20 yards. The Huskers had 11 offensive plays that covered at least 20 yards in the victory over Akron.

RAIOLA IN YEAR TWO AS STARTING QUARTERBACK

Dylan Raiola has started all 20 games of his Nebraska career. This season, he has completed 155-of-213 passes for 1,768 yards and 16 touchdowns. Raiola had a career-best 364 passing yards and a career-high four touchdowns against Akron, and added a second 300-yard game with 308 yards and three TDs against Michigan. He matched his career best with four TD passes at Maryland, including the game-winner with just over a minute remaining. He has topped 200 passing yards in five of seven games. In 2024, Raiola guided the Huskers to a 7-6 record while becoming the first true freshman quarterback in school history to win a bowl game.

- Raiola has completed 72.8 percent of his passes, and his completion percentage ranks fifth nationally. He has completed better than 70 percent of his passes 10 times in his career, including seven of the past 11 contests.
- Raiola's 252.6 passing yards per game ranks sixth in the Big Ten.
- Raiola completed his first nine passes against Akron after completing his final 11 against Cincinnati. The 20 consecutive completions are a Nebraska record, bettering the previous record of 15 straight by Dave Humm against Kansas in 1974.
- Raiola's 364 passing yards against Akron bettered his previous career high of 297 yards against Illinois in 2024. It was the most passing yards by a Husker since Adrian Martinez threw for 384 yards at Wisconsin in 2018.
- Raiola has had a career-high four passing touchdowns against Akron and Maryland, which bettered his 2024 high of three TD passes against Illinois. His four-TD effort against Akron was the first time a Husker quarterback had four passing touchdowns since Ryker Fyfe had four at Purdue in 2015.
- Raiola's 33 completions against Cincinnati were the fourth-most in school history and just three shy of the school record. His 78.6 completion percentage vs. the Bearcats was the best of his college career. He added a second game with 30 completions in a 30-of-41 effort against Michigan.
- Raiola's 16 touchdown passes are already three more than he threw in 2024. The Nebraska season record for touchdown passes is 26 by Zac Taylor in 2006.
- With 1,768 passing yards this season, Raiola has increased his career total to 4,587 yards, moving him into eighth place on the Nebraska career passing list.

FBS COMPLETION PERCENTAGE LEADERS

RK.	PLAYER	SCHOOL	ATT-COMP-INT	PCT.
1.	Julian Sayin	Ohio State	156-195-3	80.0
2.	Carlos Del Rio-Wilson	Marshall	90-121-1	74.4
3.	Fernando Mendoza	Indiana	133-181-2	73.5
4.	Carson Beck	Miami (Fl.)	127-174-7	73.0
5.	Dylan Raiola	Nebraska	155-213-5	72.8
6.	Luke Altmeyer	Illinois	139-192-1	72.4

MOST PASSING YARDS BY A BIG TEN TRUE FRESHMAN (SINCE 2000)

RK.	PLAYER	SCHOOL	YEAR	YARDS
1.	Christian Hackenberg	Penn St.	2013	2,955
2.	Dylan Raiola	Nebraska	2024	2,819
3.	Chad Henne	Michigan	2004	2,743
4.	Adrian Martinez	Nebraska	2018	2,617

- In Big Ten play, Raiola has been strong in crunch time. After Nebraska has trailed in the second half of four Big Ten games, Raiola has completed 42-of-59 passes (71.2 percent) for 421 yards and three touchdowns with no turnovers. His play has led Nebraska to second-half comebacks against Michigan State and Maryland.
- Raiola threw for 2,819 yards and 13 touchdowns in 2024 with a 67.1 completion percentage. His completion percentage and passing yardage were both NU freshman records. Overall, Raiola ranked third in school history in season completion percentage and seventh in passing yards.
- Nationally, Raiola ranked 13th in completion percentage among all FBS quarterbacks in 2024, and he led all FBS freshmen in completion percentage. Raiola also led all true freshmen and ranked third overall among all freshmen in passing yards.
- Raiola's 2,819 passing yards were the most by a true freshman Big Ten quarterback since 2013 and marked the second-best passing season by a Big Ten true freshman this century.

JOHNSON THRIVING IN HUSKER BACKFIELD

Junior running back **Emmett Johnson** has been one of the Big Ten's most productive backs over the past 11 games since Dana Holgorsen became Nebraska's play-caller.

- Johnson ranks 11th nationally and second in the Big Ten with 101.2 rushing yards per game and first in the Big Ten and fifth nationally in yards from scrimmage at 125.7 yards per game.
- Johnson is the only FBS player who leads his team in carries, rushing yards and receptions.
- Johnson had a career outing in NU's 34-31 win at Maryland. He rushed 21 times for a career-high 176 yards, including a career-long 50-yard run on a critical fourth-quarter scoring drive. Johnson had seven runs of at least 10 yards against the Terrapins, and had a total of 196 yards from scrimmage.
- Johnson has eight touchdowns and ranks 20th nationally in touchdowns scored.
- Johnson had 140 rushing yards against Akron on Sept. 6. He also reached the end zone a career-best three times against the Zips, including two rushing scores and a touchdown catch. He matched the three-TD total against Michigan State with a trio of rushing touchdowns. He also had a third multi-TD game this season with two rushing scores against Houston Christian.
- Johnson posted back-to-back 100-yard rushing games to open the season (140 vs. Akron, 108 vs. Cincinnati). Johnson was the first Husker to rush for 100 yards in back-to-back games since Anthony Grant topped the century mark in each of the first three games of the 2022 season.
- In Johnson's 140-yard effort against Akron, he had 134 yards before halftime, including runs of 47 yards and 36 yards.
- Johnson has 713 rushing yards this season, putting him on pace for Nebraska's first 1,000-yard rushing season since Devine Ozigbo had 1,082 yards in 2018. Johnson has 1,722 career rushing yards, leaving him 278 yards from becoming the 32nd 2,000-yard career rusher at Nebraska.
- Johnson is the third running back in school history to reach 75 career receptions, joining Marlon Lucky and Jeff Kinney. He has 499 career receiving yards, leaving him one yard from becoming the seventh running back in school history with 500 career receiving yards.
- Johnson took over the lead back role in the final four games last season when Holgorsen joined the Nebraska staff. Over the last 11 games, Johnson has averaged 124.0 yards from scrimmage per game, including 93.4 rushing yards and 30.6 receiving yards per game.

HUSKERS SHARING THE WEALTH IN PASSING GAME

Nebraska's potent passing game highlights multiple players as Raiola has distributed the ball evenly among talented playmakers.

- Five Huskers have at least 20 receptions, including three wideouts, a tight end and a running back.
- In total, 19 players have caught a pass this season with 14 pass catchers in the Huskers' victory over Akron on Sept. 6.
- Ten different players have a catch of at least 20 yards this season.
- Sophomore receiver **Nyziah Hunter** has been Nebraska's big play receiver with 27 catches for 455 yards for an average of 16.9 yards per reception. Hunter had a pair of touchdowns at Maryland, including a career-long 64-yard catch. He had a 59-yard touchdown in the fourth quarter against Michigan State to help secure the win.
- Hunter had a career-best 125 yards on five catches at Maryland to become the third different receiver to post a 100-yard receiving day in 2025, joining Jacory Barney Jr. and Dane Key.
- Barney Jr. has 27 receptions for 365 yards and three touchdown receptions. Barney has a pair of 100-yard games with seven catches for 132 yards against Akron and six receptions for 120 yards and two touchdowns against Michigan. Barney had a streak of 18 straight multiple-reception games end with one catch at Minnesota.
- Barney caught his first career TD pass against Houston Christian and followed with two TD catches against Michigan. He has three career rushing touchdowns.

2025 OFFENSE GAME-BY-GAME

RUSHING

GAME	ATT.	YDS.	TD	LONG
CIN	36	110	0	16
AKR	33	234	5	47
HCU	38	192	4	20
MICH	31	43	0	14
MSU	31	67	3	23
MD	30	193	0	50
MINN	29	36	0	12
NU				
USC				
UCLA				
PSU				
IOWA				

PASSING

GAME	COM-ATT-INT	YDS	TD	LG	SACKS
CIN	33-42-0	243	2	24	3-10
AKR	32-40-0	494	4	39	0-0
HCU	23-29-0	362	3	62	0-0
MICH	30-41-1	308	3	52	7-49
MSU	16-24-1	194	1	59	5-35
MD	20-29-3	260	4	64	1-10
MINN	17-27-0	177	0	43	9-63
NU					
USC					
UCLA					
PSU					
IOWA					

2025 DEFENSE GAME-BY-GAME

RUSHING DEFENSE

GAME	ATT.	YDS.	TD	LONG
CIN	30	202	2	29
AKR	36	113	0	25
HCU	35	93	1	45
MICH	33	286	3	75
MSU	38	84	3	16
MD	30	130	2	28
MINN	35	186	2	71
NU				
USC				
UCLA				
PSU				
IOWA				

PASSING DEFENSE

GAME	COM-ATT-INT	YDS	TD	LG	SACKS
CIN	13-25-1	69	0	14	0-0
AKR	9-23-0	62	0	19	2-12
HCU	11-18-0	67	0	10	3-29
MICH	12-23-0	105	0	16	1-6
MSU	15-30-2	156	1	24	4-42
MD	27-37-0	249	1	25	1-14
MINN	16-20-0	153	1	35	1-2
NU					
USC					
UCLA					
PSU					
IOWA					

SACKS/TFL

GAME	SACKS	YARDS	TFL	YARDS
CIN	0	0	2	7
AKR	2	12	9	27
HCU	3	29	8	42
MICH	1	6	5	13
MSU	4	42	12	60
MD	1	14	5	28
MINN	1	2	3	10
NU				
USC				
UCLA				
PSU				
IOWA				

CHARTING THE HUSKERS

CAREER PASSING YARDS

Player	Years	Yards
1. Tommy Armstrong Jr.	2013-16	8,871
2. Adrian Martinez	2018-21	8,491
3. Taylor Martinez	2010-13	7,258
4. Zac Taylor	2005-06	5,850
5. Joe Ganz	2005-08	5,125
6. Dave Humm	1972-74	5,035
7. Jerry Tagge	1969-71	4,704
8. Dylan Raiola	2024-pres.	4,587
9. Eric Crouch	1998-2001	4,481
10. Tommie Frazier	1992-95	3,521

SEASON PASSING TOUCHDOWNS

Player	Year	TDs
1. Zac Taylor	2006	26
2. Joe Ganz	2008	25
3. Taylor Martinez	2012	23
Tanner Lee	2017	23
5. Tommy Armstrong Jr.	2014	22
Tommy Armstrong Jr.	2015	22
7. Vince Ferragamo	1976	20
8. Gerry Gdowski	1989	19
Zac Taylor	2005	19
10. 6 seasons with		17
--		
Dylan Raiola	2025	16

CAREER RB RECEPTIONS

Player	Years	Rec.
1. Marlon Lucky	2005-08	135
2. Jeff Kinney	1969-71	82
3. Emmett Johnson	2023-pres.	75
4. Ameer Abdullah	2011-14	73
5. Cory Ross	2002-05	71

CAREER RUSHING YARDS

Player	Years	Yards
1. Mike Rozier	1981-83	4,780
2. Ameer Abdullah	2011-14	4,588
--		
31. Monte Anthony	1974-77	2,077
32. Jeff Smith	1980-84	1,992
33. Joe Orduna	1967-70	1,968
34. Tommie Frazier	1992-95	1,955
35. Tommy Armstrong Jr.	2013-16	1,819
36. Andra Franklin	1977-80	1,738
37. Emmett Johnson	2023-pres.	1,722

RUSHING YARDS LEADERS BY YEAR

Year	Player	Yards
2014	Ameer Abdullah	1,611
2015	Terrell Newby	765
2016	Terrell Newby	879
2017	Devine Ozigbo	493
2018	Devine Ozigbo	1,082
2019	Dedrick Mills	745
2020	Adrian Martinez	521
2021	Adrian Martinez	525
2022	Anthony Grant	915
2023	Heinrich Haarberg	477
2024	Dante Dowdell	614
2025	Emmett Johnson	713

Note: Bold indicates 1,000 yard rushing season

- In his first year at Nebraska, senior **Dane Key** has 20 catches for 269 yards and four touchdowns. He had a touchdown in each of his first three games, and added his fourth TD of the season with a game-winning grab at Maryland. Key led the Huskers in receiving against Houston Christian with four catches for 104 yards.
- Junior tight end **Luke Lindenmeyer** has 23 catches for 248 yards, with touchdowns against Akron and Maryland. He set career highs with seven catches for 60 yards against Michigan. His seven catches against the Wolverines were just one shy of the Nebraska tight end single-game record.
- Lindenmeyer had a career-long 26-yard catch at Minnesota and is second among Big Ten tight ends in receptions and fourth in receiving yards.
- Running back **Emmett Johnson** has been a steady receiver out of the backfield the past two seasons. Johnson has a team-high 29 receptions, including a career-best seven catches against Cincinnati and six against Michigan State.

HUSKER SPECIAL TEAMS MAKE MARK

Nebraska has shown improved special teams in 2025, highlighted by the work of the punt return unit. Nebraska is on pace for its best punt return season in more than a decade and the Huskers have also blocked two punts.

- Nebraska had 92 punt return yards against Akron, including four returns for 87 yards by **Jacory Barney Jr.** The 92 punt return yards in that game alone bettered Nebraska's punt return totals for each of the past four seasons. As a team, Nebraska had 73 yards in 2024, 48 yards in 2023, 66 punt return yards in 2022 and 27 total punt return yards in 2021.
- Through seven games in 2025, Nebraska has 20 punt returns for 288 yards, and ranks 18th nationally averaging 14.4 yards per return.
- Barney's 87 punt return yards vs. Akron were the most by a Husker since De'Mornay Pierson-El had 134 punt return yards at Iowa in 2014. Barney's 39-yard punt return in the third quarter was the longest by a Husker since JD Spielman had a 76-yard punt return against South Alabama in 2019.
- Barney had four returns for 81 yards against Michigan State, including a career-long 57-yarder. He now has 217 punt return yards this season, the highest total by a Husker since Pierson-El had 596 punt return yards on 34 returns in 2014. Barney is the first Husker to top 100 punt return yards in a season since 2019.
- Nebraska got its kickoff return game going at Maryland. **Kenneth Williams** had an 85-yard kickoff return in the second quarter, marking the longest kickoff return by a Husker since 2017. Nebraska totaled 162 kickoff returns in the game. For the season, NU is averaging 27.3 yards per return to rank second in the Big Ten and 14th nationally.
- The Huskers have blocked three kicks in 2025. Defensive back **Jamir Conn** has blocked a pair of punts, including a blocked punt against Michigan State that **Carter Nelson** returned for a touchdown. Conn also partially blocked a punt against Houston Christian. Defensive tackle **Riley Van Poppel** blocked a third-quarter Akron field goal attempt to preserve a shutout.
- Place-kicker **Kyle Cunanan** is 11-of-12 on field goals, including a career-long 52-yarder against Cincinnati. He has made seven consecutive field goals entering the Northwestern contest. Cunanan is also 31-of-31 on PATs and has nine touchbacks on 18 kickoffs.
- Freshman punter **Archie Wilson** has downed six of his 18 punts inside the opponent 20-yard line, including three against Cincinnati. He averaged a season-best 49.2 yards on four punts against Michigan. Nebraska has allowed one yard in punt returns for the season.

NEBRASKA EXCELLING IN WINNING CATEGORIES

In addition to improved special teams, Nebraska has shown progress in critical areas that impact winning including third downs, penalties and turnover margin.

- Nebraska has converted 44.4 percent of its third-down attempts to rank 38th nationally. Defensively, Nebraska ranks 10th in the nation, allowing opponents to convert just 28.6 percent of its third-down attempts.
- Nebraska is being flagged for 4.9 penalties per game to rank 24th nationally in fewest penalties per game. NU's 44.3 yards per game in penalty yardage is 30th nationally.
- Nebraska continues to make progress in turnover margin. In Matt Rhule's first season in 2023, Nebraska was -17 in turnover margin before improving to -2 in 2024. This season, Nebraska is +3 in turnover margin. NU committed just three turnovers in its first five games, before overcoming a -3 turnover margin in its win at Maryland. Nebraska has not had a positive turnover margin for a season since 2016.

MATT RHULE COACHING RECORD IN FIRST THREE SEASONS

SCHOOL	YEAR 1	YEAR 2	YEAR 3
Temple	2-10	6-6	10-4
Baylor	1-11	7-6	11-3
Nebraska	5-7	7-6	5-2

MATT RHULE IN THIRD SEASON LEADING HUSKER PROGRAM

Matt Rhule is in his third season at Nebraska in 2025. He owns a 64-58 record in his 10 seasons as a college head coach, including 17-15 at Nebraska. He took on a rebuilding project in each of his three college stops and excluding his first year at each school, Rhule boasts a 56-30 record.

- Year three has proven to be a breakthrough year for Rhule. At both of his previous college stops (Temple and Baylor), Rhule led his team to the conference championship game in his third season.
- In his third season at Temple in 2016, the Owls went 10-4 and played for the American Athletic Conference championship.
- In his third season at Baylor in 2019, the Bears were 11-3 and played for the Big 12 title.
- In his second season at Nebraska in 2024, Rhule guided the Huskers to their first winning record in eight years and first bowl win in nine years.
- Rhule posted an 8-28 combined record in his first seasons at Temple, Baylor and Nebraska. In year two at those three schools, that record improved to 20-18. In his third season at Temple and Baylor, Rhule's teams posted a combined 21-7 record.
- Rhule has matched or improved his previous season's win total every year of his college coaching career. Temple went from two wins in his first season to six wins in his second season and 10 wins in both his third and fourth seasons. Baylor went from one win in Rhule's first season to seven wins in year two and 11 wins in year three. Rhule led Nebraska to a five-win season in 2023 and a seven-win campaign in 2024.

RHULE WIN INCREASE FROM SEASON 2 TO SEASON 3

- » Baylor: +4 (11 wins)
- » Temple: +4 (10 wins)

HOLGORSEN COORDINATING HUSKER OFFENSE

Dana Holgorsen is in his first full season as Nebraska's offensive coordinator in 2025 after he coordinated the offense and called the plays for the final four games last season. Nebraska has thrived on offense since Holgorsen's arrival. This season, the Huskers are averaging 36.0 points and 416.1 yards of total offense per game.

- Holgorsen boasts six full seasons of experience as an offensive coordinator at Texas Tech, Houston and Oklahoma State. In six full seasons as a coordinator before 2025, Holgorsen's offenses have averaged 402.2 passing yards per game, 524.9 total yards per game and 40.7 points per game.
- The offenses Holgorsen has coordinated have an average national finish of second in passing offense, third in total offense and sixth in scoring average. He was the coordinator for two of the top four passing seasons in FBS history (2007 at Texas Tech and 2009 at Houston).
- Quarterbacks have thrived in Holgorsen-coached offenses. Holgorsen coached the all-time FBS leader in touchdown passes and total offense (Houston's Case Keenum) along with the FBS season record holder in completions (Texas Tech's Graham Harrell). Since Holgorsen took over the Husker offense in the final four games last season, Dylan Raiola has completed 72.4 percent of his passes (254-of-351) and at least 70 percent of his passes in seven of 11 games.
- In addition to his experience as an offensive coordinator, Holgorsen has also been a successful head coach. He won 92 games in 13 seasons at West Virginia and Houston. Holgorsen is second in coaching victories at West Virginia and fifth at Houston.

INDIVIDUALS IN HOLGORSEN'S 19 YEARS AS A HEAD COACH OR OFFENSIVE COORDINATOR

- » 3,000-yard passing seasons: 15
- » 4,000-yard passing seasons: 9
- » 5,000-yard passing seasons: 3
- » 1,000-yard receiving seasons: 18
- » 1,000-yard rushing seasons: 6

DANA HOLGORSEN'S NATIONAL RANKS AS AN OFFENSIVE COORDINATOR

YEAR	SCHOOL	YPG	RANK	PPG	RANK
2010	Oklahoma State	549.9	3rd	48.7	2nd
2009	Houston	563.4	1st	42.2	1st
2008	Houston	562.8	2nd	40.6	10th
2007	Texas Tech	529.6	2nd	40.9	7th
2006	Texas Tech	447.8	6th	32.5	13th
2005	Texas Tech*	495.8	6th	39.4	4th
6-SEASON AVERAGE		524.9	3rd	40.7	6th
2025 NEBRASKA		416.1	50th	36.0	29th

*co-offensive coordinator

NEBRASKA UNDER RHULE

Overall	17-15
vs. AP Ranked Teams	0-7
vs. AP Top-10 Teams	0-2
vs. Unranked Teams	17-8
Home	12-6
Road	3-9
Neutral	2-0
In August	2-1
In September	7-4
In October	6-3
In November	1-7
In December	1-0
In January	0-0
Individual Has 100+ Rushing Yards	5-1
Individual Has 100+ Receiving Yards	4-1
When Rushing for 200 or More Yards	4-1
When Rushing for 300 or More Yards	1-0
When Passing for 200 or More Yards	9-4
When Passing for 300 or More Yards	2-1
When Scoring 30 or More Points	9-0
When Scoring 40 or More Points	4-0
When Allowing 10 or Fewer Points	9-0
When Allowing 20 or Fewer Points	14-5
When Committing Zero Turnovers	5-1
When Winning Turnover Margin	9-1
When Scoring First	14-4
When Leading at Halftime	15-3
When Trailing at Halftime	0-9
When Tied at Halftime	2-3
Games Decided by 11 Points or More	12-4
Games Decided by 10 Points or Less	5-11
Games Decided by 7 Points or Less	4-10
Games Decided by 3 Points or Less	2-6
Overtime Games	0-2

RHULE'S COLLEGE CAREER

Overall	64-58
vs. AP Ranked Teams	3-25
vs. AP Top-10 Teams	0-11
vs. Unranked Teams	60-35
Home	37-24
Road	23-30
Neutral	4-4
In August	4-2
In September	20-17
In October	21-15
In November	15-20
In December	4-3
In January	0-1
Individual Has 100+ Rushing Yards	25-3
Individual Has 100+ Receiving Yards	22-12
When Rushing for 200 or More Yards	25-6
When Rushing for 300 or More Yards	4-0
When Passing for 200 or More Yards	40-35
When Passing for 300 or More Yards	15-15
When Scoring 30 or More Points	36-5
When Scoring 40 or More Points	17-3
When Allowing 10 or Fewer Points	27-0
When Allowing 20 or Fewer Points	44-6
When Committing Zero Turnovers	27-8
When Winning Turnover Margin	37-6
When Scoring First	46-18
When Leading at Halftime	51-11
When Trailing at Halftime	9-41
When Tied at Halftime	4-6
Games Decided by 11 Points or More	45-25
Games Decided by 10 Points or Less	19-33
Games Decided by 7 Points or Less	13-28
Games Decided by 3 Points or Less	8-14
Overtime Games	2-3

CHARTING THE HUSKERS

ALL-TIME WINS

RK.	SCHOOL	WINS
1.	Michigan	1,017
2.	Ohio State	985
3.	Alabama	980
4.	Notre Dame	967
5.	Texas	966
6.	Oklahoma	956
7.	Penn State	946
8.	Nebraska	929

CONFERENCE TITLES

RK.	SCHOOL	TITLES
1.	Oklahoma	50
2.	Nebraska	46
3.	Michigan	45

AP NATIONAL TITLES

RK.	SCHOOL	TITLES
1.	Alabama	12
2.	Notre Dame	8
3.	Oklahoma	7
4.	Ohio State	6
5.	Miami	5
	USC	5
t-7.	Nebraska	4

COACHES POLL NATIONAL TITLES

RK.	SCHOOL	TITLES
1.	Alabama	11
2.	Oklahoma	6
3.	USC	5
	Ohio State	5
t-5.	Nebraska	4

BOWL APPEARANCES

RK.	SCHOOL	APP.
1.	Alabama	72
2.	Texas	60
3.	Georgia	59
4.	Oklahoma	58
	Tennessee	58
6.	USC	57
7.	LSU	55
	Ohio State	55
t-9.	Nebraska	54

HEISMAN TROPHY WINNERS

RK.	SCHOOL	WINNERS
1.	Notre Dame	7
	Ohio State	7
	Oklahoma	7
	USC	7
5.	Alabama	4
t-6.	Nebraska	3

NFL DRAFT PICKS

RK.	SCHOOL	PICKS
1.	Notre Dame	538
2.	USC	534
3.	Ohio State	503
4.	Michigan	421
5.	Oklahoma	419
6.	Alabama	418
7.	Penn State	394
8.	LSU	388
9.	Georgia	392
10.	Florida	381
11.	Texas	380
12.	Nebraska	370

BUTLER IN CHARGE OF BLACKSHIRT DEFENSE

John Butler is in his first season as Nebraska's defensive coordinator in 2025 after he served as the Huskers' defensive backs coach in his first year on staff in 2024. In eight games as NU's defensive coordinator, Nebraska has allowed three passing touchdowns and posted its first shutout in 16 years.

- Butler served as Nebraska's defensive coordinator for the 2024 Pinstripe Bowl. NU limited Boston College to 15 points, allowing only one scoring drive longer than two yards.
- Butler helped Nebraska rank in the top 20 nationally in rushing defense, total defense and scoring defense in 2024. His defensive backs helped the Huskers record their most interceptions (11) in eight seasons.
- Butler, who was Penn State's defensive coordinator in 2013, boasts a decade of experience in the National Football League. In his 10 years in the NFL, he helped his teams win six division titles.
- Butler coached the Buffalo Bills defensive backs for five seasons from 2018 to 2023. In those five seasons, the Bills allowed the fewest passing yards in the NFL.
- Previously he spent four seasons coaching the secondary for the Houston Texans. The Texans ranked in the top three in the NFL in pass defense twice in his four seasons.

EKELER LEADS HUSKER SPECIAL TEAMS

Mike Ekeler is in his first season as Nebraska's special teams coordinator, and has directed dramatic improvement for the Huskers. Nebraska ranks in the top 20 nationally in blocked kicks, kickoff returns, punt returns and punt return defense, while also making 11-of-12 field goals. Ekeler, who coached the Husker linebackers from 2008 to 2010, served as Tennessee's special teams coordinator from 2021 to 2024. Nebraska's special teams are on track to be much improved under Ekeler's direction.

- Ekeler brought a wealth of experience to the Husker sideline, as he has coached in every power conference (ACC, Big Ten, Big 12, Pac-12 and SEC) while serving on staffs at six of the 12 winning programs in college football history (Oklahoma, Nebraska, Georgia, Tennessee, USC and LSU).
- Tennessee led the nation in punt return yards and percentage of punts downed inside the opponent's 10-yard line over the course of Ekeler's four-year tenure.
- Ekeler's special teams units were routinely ranked in the top 25 during his time in Knoxville. In Ekeler's four seasons, Tennessee finished in the top 25 nationally in punt returns (2021, 2022, 2023, 2024), punt return defense (2021, 2022, 2023), net punting (2021, 2023), kickoff returns (2021), blocked punts (2021, 2023, 2024) and blocked kicks (2023).
- Ekeler has been a winner in his college coaching career. He has won 10 bowl games in his 20 years at a Power Four program. His teams have played for the national title three times, and he was a member of LSU's 2007 national championship team. In his first stint at Nebraska, Ekeler helped the Huskers to a pair of appearances in the Big 12 Championship Game in three seasons.

HUSKERS POSSESS VETERAN OFFENSIVE LINE

The most experienced unit on the Nebraska team is the offensive line. Husker offensive linemen had combined to play in 227 career games with 123 career starts entering this season. Seven Husker offensive linemen have started at least 145 games in their career, all at Power Four schools.

- According to research compiled by Clemson, Nebraska's 227 combined games played by offensive linemen ranked as the 10th-most in the country entering the 2025 season.
- Notre Dame transfer **Rocco Spindler** played in 41 games with 24 starts at right guard in his Irish career, and has started all seven games in 2025. He has played in more games than any other Husker offensive lineman.
- **Justin Evans** has started 24 games at Nebraska, including 16 starts at left guard, eight starts at center and one start as a sixth offensive lineman. He is anchoring the 2025 line at center.
- **Henry Lutovsky** has made 22 starts in his Husker career, 15 at right guard and seven this season at left guard.
- **Gunnar Gottula** has started 16 games for the Huskers. He started nine games at left tackle in 2024, and manned the position for the first four games this season before starting at right tackle the past three weeks.
- Alabama transfer **Elijah Pritchett** started 12 games with the Crimson Tide. He started 11 games at right tackle in 2024 and one at left tackle. He has been Nebraska's starting left tackle the past three games.
- **Teddy Prochazka** has started 15 games for Nebraska. Prochazka returned after missing the entire 2024 season due to injury, and started the first four games at right tackle. He previously started 11 games at left tackle.
- **Turner Corcoran** has started 35 games for the Huskers with 30 starts at left tackle, three starts at left guard and two starts at right tackle. Corcoran had started 30 consecutive games at one point before suffering season-ending injuries during both the 2023 and 2024 seasons.

2025 NEBRASKA FIRST-YEAR TRANSFERS

FBS TRANSFERS

PLAYER	POS.	SCHOOL(S)	GAMES	STARTS
Marques Watson-Trent	LB	Georgia Southern	54	40
Rocco Spindler	OL	Notre Dame	47	30
Dane Key	WR	Kentucky	45	42
Dasan McCullough	LB	Indiana/Oklahoma	36	16
Elijah Pritchett	OL	Alabama	37	15
Nyziah Hunter	WR	Cal	19	15
Williams Nwaneri	DL	Missouri	11	4
Justyn Rhett	DB	Georgia	9	0
Gabe Moore	DL	Mississippi St.	6	0
Marcos Davila	QB	Purdue	2	0
10 FBS transfers			264	162

FCS TRANSFERS

PLAYER	POS.	SCHOOL	GAMES	STARTS
Kevin Gallic	LS	New Hampshire	43	7
Andrew Marshall	DB	Idaho	33	21
Jaylen George	DL	East Tennessee St.	27	23
Jamir Conn	DB	Southern Illinois	30	11
Kyle Cunanan	PK	Charlotte	22	20
5 FCS transfers			155	82

TRANSFERS ADD EXPERIENCE & PRODUCTION TO HUSKER ROSTER

Nebraska added 36 newcomers to its roster in 2025, including a freshman class of 21, and 15 first-year transfers.

- Ten transfers came from FBS programs while five came from the FCS. Of the 10 FBS transfers, eight came from Power Four programs: Alabama, Georgia, Kentucky, Mississippi State, Missouri, Notre Dame, Oklahoma and Purdue.
- **Dane Key** started 36 games at Kentucky, and is NU's most experienced receiver. Key has four touchdown catches this season, including one in each of the first three games and the game-winner at Maryland. He has 20 catches for 269 yards. Key has 146 career receptions for 2,139 yards and 18 touchdowns. He is 14th receiving yards among active FBS players.
- **Nyziah Hunter** caught 40 passes for 578 yards and five touchdowns for Cal in 2024. Hunter averages 16.9 yards on his 27 receptions this season and has four touchdowns, including a two-touchdown effort at Maryland.
- Together, Key and Hunter have a combined 213 career receptions for 3,172 yards and 27 touchdowns.
- **Rocco Spindler** and **Elijah Pritchett** joined the offensive line after each was a starter for top-25 programs. Spindler started 23 games over four seasons at Notre Dame. Pritchett started 12 games at Alabama in 2024 and played in 29 games over his three years with the Crimson Tide.
- **Dasan McCullough** played in 12 games with four starts as a freshman at Indiana in 2022 and then appeared in 17 games with eight starts as an Oklahoma Sooner in 2023 and 2024. McCullough has 109 career tackles with 14.5 TFL and 4.0 sacks. He has 16 tackles and two sacks in 2025.
- **Marques Watson-Trent** spent five seasons at Georgia Southern. He has played in 54 career games with 40 starts, making him the most experienced player on the Husker roster. He has made three starts in 2025 and has 26 tackles and 1.5 sacks. The 2024 Sun Belt Conference Defensive Player of the Year, Watson-Trent ranks second among all active FBS players with 391 career tackles.
- Nebraska added two FCS transfers to the secondary in **Jamir Conn** and **Andrew Marshall**. Conn played in 23 games with 11 starts in two years at Southern Illinois, registering 68 tackles with nine pass breakups and 4.5 TFLs. Marshall was a first-team All-Big Sky cornerback at Idaho in 2024. He started 14 games in two seasons with the Vandals, and has started all seven games in 2025.
- On the defensive line, **Jaylen George** spent three seasons at East Tennessee State, starting 23 games and totaling 54 tackles, 9.5 tackles for loss and 3.0 sacks.
- Nebraska also went to the FCS level to bolster its special teams units. **Kevin Gallic** is NU's long snapper after handling those duties for New Hampshire the past three seasons. Place-kicker **Kyle Cunanan** made 14-of-20 field goals over two seasons at Charlotte, and has hit 11-of-12 attempts with the Huskers, including a career-long 52-yarder against Cincinnati. He has made seven straight field goals over the past four games.

CHARTING THE HUSKERS

CONSECUTIVE HOME SELLOUTS

RK.	SCHOOL	SELLOUTS
1.	Nebraska	407
2.	Oklahoma	163

NATIONAL TITLES SINCE 1970

RK.	SCHOOL	TITLES
1.	Alabama	12
2.	Nebraska	5
	Miami	5

WINS SINCE 1970

RK.	SCHOOL	WINS
1.	Ohio State	531
2.	Oklahoma	521
3.	Alabama	517
4.	Georgia	501
5.	Michigan	500
6.	Nebraska	495
7.	Penn State	494

9-WIN SEASONS

RK.	SCHOOL	SEASONS
1.	Alabama	55
2.	Nebraska	50
	Oklahoma	50

10-WIN SEASONS

RK.	SCHOOL	SEASONS
1.	Alabama	43
	Oklahoma	43
3.	Michigan	32
	Ohio State	32
5.	Nebraska	27

WEEKS RANKED IN AP POLL

RK.	SCHOOL	WEEKS
1.	Ohio State	1,008
2.	Michigan	935
3.	Oklahoma	914
4.	Alabama	899
	Notre Dame	899
6.	USC	822
7.	Texas	797
8.	Nebraska	733
9.	Penn State	717

WEEKS RANKED NO. 1 IN AP POLL

RK.	SCHOOL	WEEKS
1.	Alabama	141
2.	Ohio State	115
3.	Oklahoma	101
4.	Notre Dame	98
5.	USC	91
6.	Florida State	72
7.	Nebraska	70
8.	Miami	68

WATCH LIST HUSKERS

Several Huskers were named to preseason watch lists. The offensive side of the ball was particularly well represented with five players earning preseason recognition.

- **Jacory Barney Jr.** was named to the Paul Hornung Award watch list, which is presented annually to the most versatile player in major college football. Barney led Nebraska with 55 catches in 2024, tying the Nebraska freshman receptions record, while totaling 447 receiving yards. He also led Nebraska in kickoff return yards and ranked second on the team in punt return yards, all-purpose yards and rushing touchdowns.
- **Emmett Johnson** was named to the Doak Walker Award watch list, an annual award presented to the nation's most outstanding college running back. Johnson led Nebraska with 884 scrimmage yards last season, including ranking second on the team with 598 rushing yards. He also caught 39 passes for 286 yards. Over the final four games of the season, Johnson averaged 121.0 scrimmage yards per game.
- **Dylan Raiola** was named to the Maxwell Award watch list, an award presented annually to the College Player of the Year, and was on the Polynesian Player of the Year watch list. Raiola was a semifinalist for the Shaun Alexander Freshman of the Year award in 2024, when he set Nebraska freshman records in passing yards (2,819) and completion percentage (67.1).
- **Teddy Prochazka** was named to the Allstate Wuerffel Trophy watch list and was a nominee for the Allstate Good Works team. The Wuerffel trophy honors student-athletes who are inspired to serve others and make positive impacts on society. The Good Works Team recognizes players for their commitment to community service and leadership beyond the gridiron. Prochazka is one of the most active Huskers in the community, as he participated in more than 45 community events during the 2024-25 academic year.
- **Dane Key**, a first-year transfer from Kentucky, was named to the 2026 Senior Bowl Top 300 list. Key caught 126 passes for 1,870 yards and 14 touchdowns as a Wildcat from 2022 to 2024.
- **Kevin Gallic**, a first-year transfer from FCS New Hampshire, was named to the watch list for the Patrick Mannelly Long Snapper Award, presented annually to the nation's top long snapper.
- **Malcolm Hartzog**, a senior defensive back, was named as a semifinalist for the William V. Campbell Trophy presented by the National Football Foundation and College Hall of Fame. All semifinalists are seniors in their final season of eligibility who has at least a 3.2 GPA, excels on the field and demonstrates strong character and leadership.

HUSKERS FINISH NON-CONFERENCE PLAY UNBEATEN

Nebraska completed non-conference play with a perfect 3-0 record with victories over Cincinnati, Akron and Houston Christian. The Huskers completed non-conference play unbeaten for the second straight season and have won nine straight games against non-conference competition.

- Nebraska's nine-game win streak against non-conference competition is the longest by the Huskers since a 12-game win streak spanning the 1999 to 2001 seasons.
- Nebraska was also a perfect 3-0 in non-conference play in 2024, and defeated Boston College in the Pinstripe Bowl. Before last season, Nebraska's previous unbeaten non-conference season was in 2016.

HUSKERS PRODUCE BACK-TO-BACK DOMINANT WINS

Nebraska capped non-conference play with a pair of dominant victories—68-0 over Akron on Sept. 6 and 59-7 over Houston Christian on Sept. 13.

- The 68-0 victory marked Nebraska's most lopsided win since a 70-0 shutout at Kansas in 1986. The back-to-back wins by more than 50 points marked the first time NU had 50-plus margins in consecutive games since 2000 when NU defeated Texas Tech (56-3) and Baylor (59-0).
- The Huskers scored better than 50 points in consecutive games for the first time since the final two games of the 2007 season against Kansas State and at Colorado.
- Nebraska's 68 points against Akron were its most since a 73-7 victory over Idaho State in 2012.
- Against Akron, Nebraska posted its first shutout since a 33-0 victory over Arizona in the 2009 Holiday Bowl.
- The Huskers produced 728 yards of total offense against Akron. That total ranks as the eighth-most in school history and the most since posting 784 yards against FAU in 2014. Nebraska had 554 yards against Houston Christian marking the first time Nebraska has had back-to-back 500-yard games since the 2021 season (Fordham, Buffalo).
- Nebraska's 494 passing yards against Akron were the second-most in school history and the most since a school-record 519 passing yards against Kansas State in 2007. It was the 10th game with at least 400 passing yards in school history and the first since 2018 at Wisconsin.

SIX CAPTAINS LEADING 2025 HUSKERS

Nebraska elected six season captains for the 2025 season. This marks the first time in Coach Matt Rhule's three seasons that Nebraska has selected season-long captains. The group includes five senior veterans along with sophomore quarterback **Dylan Raiola**.

- Raiola has started all 20 games in his Nebraska career and has already cracked the top 10 in career passing yards. He is just the third sophomore to serve as a season captain for Nebraska in the modern era.
- Senior guard **Henry Lutovsky** has made 22 career starts for the Huskers, playing both guard positions in his career. Lutovsky started 11 games last season.
- Kentucky transfer **Dane Key** is one of the nation's most productive returning receivers. In his first year with the Huskers, Key has 42 career collegiate starts and 146 career receptions. He surpassed 2,000 career receiving yards against Houston Christian.
- Fifth-year senior **Marques Buford Jr.** has spent his entire career at Nebraska. Buford has played in 47 career games with 30 starts and has spent time at both safety and cornerback in his career.
- Senior rover **DeShon Singleton** is in his fourth year in the program. Singleton has made 25 career starts for the Huskers, including all 21 games the past two years. He has 128 career tackles and had a two-interception effort against Michigan State.
- Cornerback **Ceyair Wright** is in his second season at Nebraska after transferring from USC. Wright has 27 career starts, including 12 at Nebraska, and has three career interceptions.

SINGLE-DIGIT NUMBERS AWARDED THROUGH TEAM VOTE

For the third straight season, single-digit jersey numbers were awarded to the players who best represent what it means to be a Husker. The single-digit honorees were chosen through a players-only vote and the players then got to choose which single-digit number they wanted.

- The tradition of single-digit numbers being reserved for the chosen few dates back to Rhule's time at Temple.

"I got really tired of having a guy in my program who was there for three years, four years, really busted his tail and represented the program the right way, and he finally gets to be a senior and wants to wear a single digit, he's earned it...and invariably coaches give [a recruit] a single digit to get him to come there. It never felt right to me. It should be something earned. It's really just who do we want our players to say 'this is a guy who represents everything it means to be a Husker. He's tough, he's hard working, he's competitive'. It's not a popularity contest, it's an opportunity for our team to say these are the guys that embody everything it means to be a Husker."

- The 10 players listed below were selected by their teammates to be worthy of having a single-digit number this season. **Marques Buford Jr., Malcolm Hartzog Jr.** are wearing a single-digit number for the second straight year while senior defensive back **DeShon Singleton** is in No. 8 for a third straight year. The other seven players earned a single-digit for the first time.

NEBRASKA SINGLE-DIGIT JERSEY PLAYERS

- » No. 0 Javin Wright, LB
- » No. 1 Ceyair Wright, DB
- » No. 2 Jacory Barney Jr., WR
- » No. 3 Marques Buford Jr., DB*
- » No. 4 Janiran Bonner, WR
- » No. 5 Riley Van Poppel, DL
- » No. 6 Dane Key, WR
- » No. 7 Malcolm Hartzog Jr., DB*
- » No. 8 DeShon Singleton, DB*
- » No. 9 Vincent Shavers Jr., LB

*also wore a single-digit jersey during the 2024 season

12 PLAYING 2025 SEASON AS COLLEGE GRADUATES

A dozen Huskers are playing this season as college graduates, including nine players who earned their degrees from Nebraska and three players who joined the Husker program as graduate transfers. Seven additional Huskers are on track to earn their degrees in December.

NEBRASKA GRADUATES

- » Michael Booker III
- » Derek Branch
- » Marques Buford Jr.
- » Turner Corcoran
- » Heinrich Haarberg
- » Jalyn Gramstad
- » Elijah Jeudy
- » Henry Lutovsky
- » Teddy Prochazka
- » Rocco Spindler
- » Marques Watson-Trent
- » Javin Wright

NEBRASKA AMONG TOP ALL-TIME PROGRAMS

Nebraska is playing its 136th football season this fall, and the Huskers have historically been one of the top programs in college football history.

- NU ranks eighth in NCAA history with 929 wins and ninth with 54 all-time bowl game appearances.
- The Huskers have won five national titles. Nebraska's four AP national championships (1970, 1971, 1994, 1995) rank seventh all-time and NU's four coaches poll titles (1971, 1994, 1995, 1997) rank fifth.
- Nebraska's 46 conference titles rank second in NCAA history.

HUSKERS ALSO EXCEL IN THE CLASSROOM

In addition to being one of the winningest and most successful program in NCAA history, the Nebraska football program has also led the way in the classroom.

- Nebraska football has produced more Academic All-Americans (108) and more NCAA Impact Award (formerly Top Ten) winners (9) than any other team in any sport in NCAA history.
- Nebraska led the Big Ten with 73 Academic All-Big Ten selections for the 2024 season.
- Following the 2025 spring semester, the cumulative grade-point average for all members of the Nebraska football team was 3.304, the highest in recorded history.

NEBRASKA FOOTBALL FACTS

HISTORY

Season of Football.....	136th
All-Time Games Played	1,401
National Ranking in All-Time Wins	8th
All-Time Bowl Appearances	54
National Ranking in Bowl Appearances	9th

CHAMPIONSHIPS

National Championships	5
Back-to-Back National Championships	2
Undefeated Seasons	11
Perfect Seasons	9
Conference Championships	46

RECORD BREAKDOWN

All-Time Record.....	929-432-40
All-Time Bowl Record.....	27-27
Home Games	567-176-20
Memorial Stadium	440-153-13
Record in August.....	16-3-0
Record in September	189-57-6
Record in October.....	373-155-19
Record in November	311-181-15
Record in December	25-15-0
Record in January.....	14-21-0
Record in February	1-0-0
In Overtime.....	8-9
At Night.....	109-51-3
When Scoring 35+ Points.....	382-11
When Allowing 10 Points or Less ...	587-47-29
vs. Big Ten Teams	135-138-9
» In Big Ten Play (since 2011).....	55-70
» Home.....	30-31
» Away.....	25-37
» Neutral	0-2
vs. Ranked Teams	106-149-3
» Home.....	52-51-0
» Away.....	28-70-3
» Neutral	26-28-0
» vs. No. 1 Team.....	1-10-0
» as No. 1 Team	46-7-1

STREAKS

Consecutive Games Scoring a Point	371
Consecutive Home Games Scoring a Point...	377
Consecutive Home Sellouts.....	407
Record in Sellout Streak	329-78
» vs. Ranked Teams.....	47-41

INDIVIDUAL HONORS

College Football Hall of Fame Players	20
College Football Hall of Fame Coaches.....	7
First-Team All-Americans	110
Unanimous All-Americans.....	54
Academic All-Americans*.....	108
NCAA Impact Award Winners*	9
Heisman Trophy Winners	3
Walter Camp Award Winners	3
Maxwell Trophy Winners	1
Outland Trophy Winners*.....	9
Lombardi Trophy Winners.....	5
Butkus Award Winners.....	1
Johnny Unitas Golden Arm Award Winners...	1
Davey O'Brien Award Winners	1
Rimington Award Winners.....	1
Bednarik Award Winners	1
Nagurski Trophy Winners	1
Retired Jerseys	25
First-Team All-Conference Selections	520

*Total leads the nation

COACHING LEDGER

NEBRASKA (2023-25)

- Head Coach

CAROLINA PANTHERS (2020-22)

- Head Coach

BAYLOR (2017-2019)

- Head Coach

TEMPLE (2013-16)

- Head Coach

NEW YORK GIANTS (2012)

- Assistant Coach (Assistant OL)

TEMPLE (2006-11)

- Offensive Coordinator (TE)/ Recruiting Coordinator (2011)
- Offensive Coordinator (QB) (2008-10)
- Assistant Coach (QB)/ Recruiting Coordinator (2007)
- Assistant Coach (DL) (2006)

WESTERN CAROLINA (2002-05)

- Assistant Head Coach (OL)/ Running Game Coordinator/ Special Teams (2005)
- Assistant Head Coach (Special Teams/LB) (2003-04)
- Assistant Coach (Special Teams/LB) (2002)

UCLA (2001)

- Assistant Coach (Assistant DL)

BUFFALO (1999-2000)

- Assistant Coach (DL) (2000)
- Assistant Coach (Assistant DL) (1999)

ALBRIGHT [PA.] COLLEGE (1998)

- Assistant Coach (LB)

HEAD COACHING RECORDS

YEAR	TEAM (ROLE)	RECORD
2013	Temple	2-10
2014	Temple	6-6
2015	Temple	10-4
2016	Temple	10-3
4 SEASONS		28-23
2017	Baylor	1-11
2018	Baylor	7-6
2019	Baylor	11-3
3 SEASONS		19-20
2020	Carolina Panthers	5-11
2021	Carolina Panthers	5-12
2022	Carolina Panthers	1-4
2+ SEASONS		11-27
2023	Nebraska	5-7
2024	Nebraska	7-6
2025	Nebraska	5-2
3 SEASONS		17-15
13 CAREER SEASONS		75-85
10 COLLEGE SEASONS		64-58

HEAD COACH MATT RHULE

2019 NATIONAL COACH OF THE YEAR



- 3RD SEASON AT NEBRASKA
- 10TH COLLEGIATE SEASON
- 13TH CAREER SEASON

Matt Rhule has a proven track record as a program builder. In his first two collegiate head coaching jobs at Temple (2013-16) and Baylor (2017-19), Rhule led both the Owls and the Bears to their most victories in school history in just his third season. He also took both teams to the conference championship game in year three.

Rhule took Temple from two wins in his first season to a school-record 10 victories in both his third and fourth seasons with an appearance in the conference championship game both seasons. He then took Baylor from one win in his first season to a school-record 11 victories in his third season and an appearance in the Big 12 Championship Game and the Sugar Bowl.

At Nebraska, Rhule led Nebraska to a 7-6 record and a bowl victory in his second season in 2024, marking the Huskers' first winning record in eight years and first bowl win in nine years.

TAKING TEMPLE TO NEW HEIGHTS

In his tenure at Temple from 2013 to 2016, Rhule took the Owls to new heights.

- In Rhule's second season in 2014, Temple posted the program's first win over an SEC team since 1938, its first win over a ranked opponent in 16 seasons and the program's largest margin of victory in nearly 50 years.
- Rhule won 10 games in both 2015 and 2016. He is responsible for two of the three 10-win seasons in Temple's 125-year history.
- He also took the Owls to back-to-back bowl games in 2015 and 2016, the first time Temple played in a bowl in consecutive seasons.
- In 2015, Rhule led Temple to the American Athletic Conference Championship Game, the first conference title game in program history.
- The next season, Rhule guided the Owls to their second conference title in program history and the first in nearly 40 years.
- Temple has spent a total of 16 weeks ranked in the 88-year history of the Associated Press top-25 poll. More than half of those top-25 rankings (9) came under Rhule in 2015 and 2016.

AN ENCORE AT BAYLOR

At Temple, Rhule led the Owls to their highest season win total in program history, their first conference championship game appearance and an impressive run in the national rankings. He produced an encore by repeating each of those same feats in three seasons at Baylor.

- Baylor finished with 11 losses in Rhule's first season in 2017 but two years later, he guided the Bears to 11 wins in 2019. Baylor became the first Power Conference program to go from 11 losses to 11 wins in two or fewer seasons.
- Baylor won its final two games of the 2018 season and its first nine games of the 2019 campaign. The 11 straight victories marked the second-longest winning streak in school history, while Baylor's 9-0 start in 2019 was the best start in program history.
- In his third season in 2019, Rhule led Baylor to its most wins (11) in school history, the Bears advanced to their first Big 12 Championship Game and played in the Sugar Bowl for only the second time in program history.
- Baylor finished with a No. 13 ranking in 2019, its second-highest final ranking since 1951.

NEBRASKA COACHING STAFF



DANA HOLGORSEN
OFFENSIVE COORDINATOR

- Has been the offensive coordinator at Nebraska, Texas Tech & Oklahoma State
- Average national rank of 2nd in passing, 3rd in total offense & 6th in scoring as a coordinator

1ST YEAR



JOHN BUTLER
DEFENSIVE COORDINATOR

- Helped Nebraska rank in the top 20 nationally in total, scoring & rushing defense in 2024
- Has been the defensive coordinator at Nebraska & Penn State

2ND YEAR



E.J. BARTHEL
RUNNING BACKS

- Helped Nebraska rank 2nd in the Big Ten in rushing in 2023
- Boasts Big Ten experience at Nebraska, Penn State and Rutgers

3RD YEAR



PHIL SNOW
ASSOCIATE HEAD COACH

- Owns 28 years of experience as a defensive coordinator
- Boasts 8 years of NFL experience, including three seasons as an NFL defensive coordinator

1ST YEAR



DONOVAN RAIOLA
OFFENSIVE LINE

- Helped Nebraska rank 2nd in the Big Ten in rushing in 2023
- Has coached the offensive lines at Nebraska, Notre Dame and with the Chicago Bears

4TH YEAR



TERRY BRADDEN
DEFENSIVE LINE

- Helped the Kansas City Chiefs to five Super Bowls and three Super Bowl titles in eight years
- The Chiefs ranked in the top five in the NFL in scoring defense each of his final two seasons

1ST YEAR



MARCUS SATTERFIELD
TIGHT ENDS

- In 2025, Thomas Fidone II became the first Husker tight end drafted in 23 seasons
- Boasts 14 years of experience as an offensive coordinator plus two seasons as a head coach

3RD YEAR



ROB DVORACEK
LINEBACKERS

- 7 of his 8 coaching seasons have been spent at a Power Conference program or in the NFL
- Helped NU rank in the top 20 nationally in total & scoring defense each of his first two seasons

3RD YEAR



DAKIEL SHORTS JR.
WIDE RECEIVERS

- Has coached wide receivers in the Big Ten, SEC & Big 12
- 7 of his 8 seasons have been as a member of Dana Holgorsen-coached offensive staff

1ST YEAR



PHIL SIMPSON
OUTSIDE LINEBACKERS

- Returns to NU for his first season as an assistant coach after coaching at Florida State in 2024
- Helped Nebraska post its best statistical defense of the Big Ten era in 2023 in his first stint on staff

1ST YEAR



GLENN THOMAS
CO-OFFENSIVE COORD. / QUARTERBACKS

- Dylan Raiola set Nebraska freshman records for passing yards and completion percentage in 2024
- 11 of his 17 seasons coaching in college have been as a solo or co-offensive coordinator

2ND YEAR



ADDISON WILLIAMS
SECONDARY

- Owns 16 years of coaching experience and has coached in the Big Ten, Big 12 & SEC
- UCF led the Big 12 in pass defense in 2023 & ranked 7th nationally in pass efficiency defense in 2021

1ST YEAR



MIKE EKELER
SPECIAL TEAMS COORDINATOR

- Tennessee ranked in the top 25 in punt & kickoff returns, net punting & blocked kicks under Ekeler
- Nebraska native has coached at 6 of the 12 winningest programs in college football history

1ST YEAR



COREY CAMPBELL
HEAD FOOTBALL STRENGTH COACH

- Has been a strength coach in the NFL and in the Big Ten & Big 12
- His worked helped Nebraska win its first bowl game in nine years in 2024

3RD YEAR

2025 NEBRASKA SEASON NOTEBOOK

SCHEDULE NOTES

- Nebraska's schedule consisted of three non-conference games followed by nine Big Ten contests. In Big Ten Conference play, the Huskers will play Iowa, Maryland, Michigan, Michigan State, Minnesota, Northwestern, Penn State, UCLA and USC. Nebraska will not play Illinois, Indiana, Ohio State, Oregon, Purdue, Rutgers, Washington or Wisconsin.
- Nebraska plays three non-Saturday games, playing once on Thursday (Cincinnati) and twice on Friday (at Minnesota, Iowa). The Huskers are one of seven teams from a power conference who play three weekday games in 2025 (also Cal, Houston, Minnesota, North Carolina, North Carolina State and Rutgers).
- The 2025 season began with a win over Cincinnati in Kansas City. NU opened away from home for the fifth time in six seasons.
- After beginning conference play with consecutive home games, Nebraska will play four Big Ten road games in a span of six games. That includes back-to-back road games at Maryland and Minnesota just six days apart in October.
- Nebraska wraps up the regular season at home against Iowa the day after Thanksgiving (Nov. 28), the 36th straight year the Huskers will play on Black Friday.
- The Huskers will appear on multiple national television networks this season. Nebraska has already appeared or is set to appear on BTN, CBS, ESPN, FOX and FS1.

COACHING STAFF NOTES

- **Matt Rhule** is in his third season at Nebraska in 2025. Rhule is in his 13th season as a head coach after previously leading programs at Temple (2013-16) and Baylor (2017-19) along with an NFL stint as head coach of the Carolina Panthers (2020-22).
- Rhule owns a career record of 64-58 as a college head coach. He has a proven record as a program builder after taking on rebuilding projects at Temple, Baylor and Nebraska. Excluding his first season at each school, that record improves to 56-30.
- Rhule's college teams have taken a major step forward in his third season. Temple improved by four wins in Rhule's third season in 2014 and Baylor also improved by four wins in his third season in 2019. Rhule took both Temple and Baylor to the conference championship game in his third season.
- Nebraska features three new full-time coordinators this season. **Dana Holgorsen** is in his first full season as the Huskers' offensive coordinator after he served in that role for the final four games of the 2024 campaign. **John Butler** is in his first year as Nebraska's defensive coordinator after he coached the cornerbacks and was NU's defensive pass game coordinator in 2024. New to the staff is **Mike Ekeler**, who serves as special teams coordinator following a successful four-year run in the same role at Tennessee.

- Other new assistant coaches include: **Phil Snow** (associate head coach); **Terry Braden** (defensive line); **Daikiel Shorts Jr.** (wide receivers); **Phil Simpson** (outside linebackers); and **Addison Williams** (secondary).

ROSTER NOTES

- Nebraska's roster features 125 players. Nearly three-quarters of the roster is comprised of underclassmen with almost half of the roster classified as freshmen.

HUSKER ROSTER CLASS BREAKDOWN

CLASS	TOTAL	% OF ROSTER
Freshmen*	56	45%
Sophomores	35	28%
Juniors	15	12%
Seniors	19	15%

*21 true freshmen and 35 redshirt freshmen

- The roster features 89 returning players and 36 newcomers. Nebraska returns a total of 10 starters and 38 letterwinners.
- Nebraska added 15 transfers and 21 true freshmen to its roster in 2025. Among the 15 transfers are 11 FBS transfers and four FCS transfers.
- Nine of Nebraska's FBS 11 transfers came from Power Conference programs (Alabama, Cal, Georgia, Kentucky, Mississippi State, Missouri, Notre Dame, Oklahoma and Purdue).
- The roster features players from 29 states and three foreign countries (Australia, Germany and New Zealand).
- Nebraska has had a letterwinner from 47 of the 50 states in its history, missing only Idaho, New Hampshire and Rhode Island.
- States with multiple players on the roster include: Nebraska (36), Texas (10), Missouri (7), California (6), Florida (6), Iowa (6), Pennsylvania (5), Arizona (4), Colorado (4), Georgia (4), Kansas (4), Louisiana (3), New Jersey (3), Hawaii (2), Illinois (2), Kentucky (2), Maryland (2), Michigan (2), Minnesota (2), Mississippi (2) and South Dakota (2).
- The states of Indiana, Montana, Nevada, North Dakota, New York, Tennessee, Utah and Wisconsin are each represented with one player on Nebraska's 2025 roster.
- The players who are wearing a single-digit jersey number (0-9) earned the right to wear that number through a team vote.

ACADEMIC NOTES

- A total of 12 Huskers are playing the 2025 season as graduates, including players who earned their degree at another institution before transferring to Nebraska.

HUSKERS WHO HAVE EARNED DEGREES

» Michael Booker III	» Elijah Jeudy
» Derek Branch	» Henry Lutovsky
» Marques Buford Jr.	» Teddy Prochazka
» Turner Corocran	» Rocco Spindler
» Heinrich Haarberg	» Marques Watson-Trent
» Jalyln Gramstad	» Javin Wright

HOME OF THE HUSKERS



Memorial Stadium celebrated its 100th year in 2023. In the fall of 1922, a drive for \$430,000 in stadium construction funds was undertaken by faculty, students, alumni and friends of the University.

The stadium was named Memorial Stadium to honor all Nebraskans who served in the Civil and Spanish-American Wars; the 751 Nebraskans who died in World War I; the 3,839 in World War II; the 225 in Korea; the 422 in Vietnam; and those in Iraq.

Construction was completed in a few more than 90 working days and Memorial Stadium was dedicated on Oct. 20, 1923, at the Homecoming game in which Nebraska was held to a scoreless tie by Kansas.

The field at Memorial Stadium was named Tom Osborne Field - after the Huskers' legendary Hall-of-Fame coach - in 1998, one year after Osborne's retirement following 25 years and 255 victories as head coach.

TOP 10 HOME CROWDS

RK.	DATE	OPPONENT	ATT.
1.	Sept. 20, 2014	Miami	91,585
2.	Sept. 14, 2013	UCLA	91,471
3.	Aug. 30, 2014	Fla. Atlantic	91,441
4.	Nov. 29, 2013	Iowa	91,260
5.	Sept. 27, 2014	Illinois	91,225
6.	Nov. 22, 2014	Minnesota	91,186
7.	Aug. 31, 2013	Wyoming	91,185
8.	Nov. 2, 2013	Northwestern	91,140
9.	Nov. 1, 2014	Purdue	91,107
10.	Oct. 25, 2014	Rutgers	91,088

TOP 5 SEASON ATTENDANCE

RK.	YEAR	GAMES	TOTAL	AVG.
1.	2014	7	638,744	91,249
2.	2013	8	727,466	90,933
3.	2016	7	631,402	90,200
4.	2015	7	629,986	89,998
5.	2017	7	628,583	89,798

LONGEST HOME WIN STREAKS

RK.	BEGAN	ENDED	WINS
1.	Oct. 19, 1991	Oct. 31, 1998	47
2.	Sept. 28, 1901	Oct. 20, 1906	33
3.	Nov. 27, 1998	Nov. 2, 2002	26
4.	Sept. 27, 1969	Nov. 23, 1972	23
5.	Oct. 3, 1981	Nov. 17, 1984	21

All streaks at Memorial Stadium, except for the 33-game streak from 1901 to 1906.

SCOUTING THE NORTHWESTERN WILDCATS



Northwestern is 5-2 on the season and is on a four-game win streak after picking up victories against UCLA, ULM, Penn State and Purdue.


The Wildcats are averaging 364.4 yards per game, with 174.3 yards per game through the air and 190.1 yards per game on the ground. Caleb Komolafe leads the Northwestern rushing attack with 107 carries for 483 yards and five touchdowns, followed by Joseph Himon II with 360 yards on 73 rushes.

In the passing game, Preston Stone has completed 111-of-187 passes for 1,213 yards, 10 touchdowns and seven interceptions. Griffin Wilde has a team-high 36 receptions for 516 yards and four scores, followed by Hayden Eligon II with 11 grabs for 158 yards and a pair of touchdowns.

Defensively, the Wildcats are allowing 15.1 points per game and 305.4 yards per game. Robert Fitzgerald leads the Northwestern defense with a team-high 60 tackles, while Michael Kilbane has 18 stops and is tied with a team-best five sacks and 2.5 tackles for loss. Mac Uihlein has snagged a team-leading three interceptions through seven games this year.

8/30	at Tulane	L, 23-3
9/5	Western Illinois	W, 42-7
9/13	#4 Oregon	L, 34-14
9/27	UCLA	W, 17-14
10/4	ULM	W, 42-7
10/11	at Penn State	W, 22-21
10/18	Purdue	W, 19-0
10/25	at Nebraska	11 AM
11/7	at USC	8 PM
11/15	Michigan	TBA
11/22	Minnesota	TBA
11/29	at Illinois	TBA

HEAD COACH INFORMATION



HEAD COACH
DAVID BRAUN

- 3rd Season at Northwestern (17-15 Record)
- 3rd Career Season (17-15 Record)

David Braun is in his third season as the head coach at Northwestern and has the Wildcats off to a 5-2 start this season.

In his first season leading the Wildcats, Braun led Northwestern to an 8-5 record after picking up a 14-7 win against Utah in the Las Vegas Bowl in 2023.

Braun arrived at Northwestern after spending the previous four seasons as a defensive coordinator at North Dakota State and helping the Bison to a pair of FCS National Championships in 2019 and 2021. Under Braun, the Bison had the No. 1 scoring defense in the FCS twice in the four seasons, including 2021 when he was named the Football Scoop FCS Coordinator of the Year.

Prior to his time at Northwestern and North Dakota State, Braun served as an assistant coach at Winona State (2008-09, 2011-14), Culver-Stockton (2010), UC Davis (2015-16) and Northern Iowa (2017-18).

BRAUN VS. NEBRASKA

Saturday's matchup is Braun's second meeting against the Big Red after suffering a 17-9 loss to the Huskers in 2023.

2025 NORTHWESTERN STAT LEADERS

RUSHING	ATT.	YDS	YPC	YPG	TD
Caleb Komolafe	107	483	4.5	69.0	5
Joseph Himon II	73	360	4.9	51.4	0
Dashun Reeder	22	222	10.1	37.0	1

PASSING	CMP-ATT-INT	PCT	YDS	YPG	TD
Preston Stone	111-187-7	59.4	1,213	173.3	10

RECEIVING	REC.	YDS	YPC	YPG	TD
Griffin Wilde	36	516	14.3	73.7	4
Hayden Eligon II	11	158	14.4	26.3	2
Hunter Welcing	12	127	10.6	18.1	2
Drew Wagner	14	118	8.4	16.9	2
Joseph Himon II	15	103	6.9	14.7	0

PUNTING	NO.	YDS	AVG	LG	I20	50+
Luke Akers	17	800	47.1	59	5	6

PUNT RET.	NO.	YDS	AVG	TD
Drew Wagner	12	20	1.7	0

KICK RET.	NO.	YDS	AVG	TD
Joseph Himon II	2	62	31.0	0

FIELD GOALS	FG-ATT	PCT	LG
Luke Akers	3-3	100.0	35
Jack Olsen	8-10	80.0	41

TACKLES	TACK	TFL	SCK
Robert Fitzgerald	60	2.5	--
Mac Uihlein	52	5.0	--
Braydon Brus	31	1.5	0.5
Braden Turner	26	1.5	--
Garner Wallace	23	0.5	0.5
Fred Davis II	21	--	--
Michael Kilbane	18	5.0	2.5

2025 STATISTICAL RANKING COMPARISON						
NEB	NAT.	B1G	CATEGORY	B1G	NAT.	NW
125.0	104th	13th	Rushing Offense	6th	38th	190.1
291.1	17th	2nd	Passing Offense	16th	112th	174.3
416.1	50th	7th	Total Offense	12th	89th	364.4
36.0	29th	5th	Scoring Offense	15th	99th	22.7
156.3	87th	15th	Rushing Defense	12th	56th	136.7
123.0	1st	1st	Pass Defense	7th	18th	168.6
279.3	13th	5th	Total Defense	8th	22nd	305.3
19.4	30th	9th	Scoring Defense	5th	11th	15.1
44.4%	38th	8th	3rd-Down Offense	6th	24th	47.4%
28.6%	10th	3rd	3rd-Down Defense	13th	92nd	41.4%
85.3%	67th	12th	Red Zone Offense	10th	53rd	88.0%
92.9%	120th	17th	Red Zone Defense	7th	50th	81.3%
39.22	81st	12th	Net Punting	10th	69th	39.5
14.4	18th	7th	Punt Returns	18th	131st	1.67
0.50	3rd	2nd	Punt Return Defense	3rd	9th	1.50
27.27	14th	2nd	Kickoff Returns	12th	92nd	18.75
15.06	15th	6th	Kick Return Defense	5th	7th	13.94
4.86	24th	12th	Penalties	4th	6th	3.86
44.29	30th	13th	Penalty Yards	2nd	3rd	28.43
9	55th	8th	Turnovers Gained	13th	85th	7
6	21st	6th	Turnovers Lost	16th	106th	11
+0.43	42nd	8th	Turnover Margin	16th	107th	-0.57

NORTHWESTERN INFORMATION

Northwestern has fielded a football team since 1876 and the Wildcats have tallied 577 wins as a program. The Wildcats have claimed eight Big Ten Championships.

Northwestern has appeared in 17 bowl games, posting a 7-10 record. The Wildcats' last bowl game appearance came in the 2023 season when the Wildcats defeated Utah, 14-7, in the Las Vegas Bowl.

- **First Year:** 1876
- **All-Time Record:** 577-713-44
- **Bowl Record:** 7-10
- **Conference Titles:** 8
- **National Titles:** 0
- **Stadium:** Northwestern Medicine Field at Martin Stadium
- **Capacity:** 15,000
- **Playing Surface:** IRONTURF
- **Location:** Evanston, Ill.
- **Enrollment:** 8,428
- **Colors:** Purple

THE LAST TIME AN INDIVIDUAL...

OFFENSE

100 YARDS RUSHING

Nebraska: Emmett Johnson (176) at Maryland (Oct. 11, 2025)
Opponent: Darius Taylor (148), at Minnesota (Oct. 17, 2025)

200 YARDS RUSHING

Nebraska: Ameer Abdullah (225), vs. Rutgers (Oct. 25, 2014)
Opponent: Braelon Allen (228), at Wisconsin (Nov. 20, 2021)

300 YARDS RUSHING

Nebraska: Roy Helu Jr. (307), vs. Missouri (Oct. 30, 2010)
Opponent: Melvin Gordon (408), at Wisconsin (Nov. 15, 2014)

4 RUSHING TOUCHDOWNS

Nebraska: Ameer Abdullah (4), at Northwestern (Oct. 18, 2014)
Opponent: Melvin Gordon (4), at Wisconsin (Nov. 15, 2014)

MORE THAN 4 RUSHING TOUCHDOWNS

Nebraska: Calvin Jones (6), at Kansas (Nov. 9, 1991)
Opponent: Chris Brown (6), at Colorado (Nov. 23, 2001)

300 YARDS PASSING

Nebraska: Dylan Raiola (308), vs. Michigan (Sept. 20, 2025)
Opponent: Grayson James (301), vs. Boston College (Dec. 28, 2024)

400 YARDS PASSING

Nebraska: Tanner Lee (431), at Purdue (Oct. 28, 2017)
Opponent: Kyle Vantrease (409), Georgia Southern (Sept. 10, 2022)

500 YARDS PASSING

Nebraska: Joe Ganz (510), vs. Kansas State (Nov. 10, 2007)
Opponent: Tim Rattay (590), vs. Louisiana Tech (Aug. 29, 1998)

30 COMPLETIONS

Nebraska: Dylan Raiola (30), vs. Michigan (Sept. 20, 2025)
Opponent: Shedeur Sanders (31), at Colorado (Sept. 9, 2023)

40 COMPLETIONS

Nebraska: Never Happened
Opponent: Clayton Thorson (41), at Northwestern (Oct. 13, 2018)

4 PASSING TOUCHDOWNS

Nebraska: Dylan Raiola (4), at Maryland (Oct. 11, 2025)
Opponent: Luke Altmeyer (4), vs. Illinois (Sept. 20, 2024)

MORE THAN 4 PASSING TOUCHDOWNS

Nebraska: Joe Ganz (7), vs. Kansas St. (Nov. 10, 2007)
Opponent: J.T. Barrett (5), vs. Ohio State (Oct. 14, 2017)

TD PASS BY A NON-QUARTERBACK

Nebraska: De'Mornay Pierson-El (WR), at Northwestern (Oct. 18, 2014)
Opponent: Brayden Willis (TE), vs. Oklahoma (Sept. 17, 2022)

10 RECEPTIONS

Nebraska: Trey Palmer (10), vs. Oklahoma (Sept. 17, 2022)
Opponent: Travis Hunter (10), vs. Colorado (Sept. 7, 2024)

100 RECEIVING YARDS

Nebraska: Nyziah Hunter (125), at Maryland (Oct. 11, 2025)
Opponent: Vinny Anthony II (137), vs. Wisconsin (Nov. 23, 2024)

200 RECEIVING YARDS

Nebraska: Trey Palmer (237), at Purdue (Oct. 15, 2022)
Opponent: Jaxon Smith-Njigba (240), vs. Ohio State (Nov. 6, 2021)

3 RECEIVING TOUCHDOWNS

Nebraska: Brandon Kinnie (3), at Oklahoma State (Oct. 23, 2010)
Opponent: Dezmon Briscoe (3), at Kansas (Nov. 3, 2007)

500 TOTAL OFFENSE YARDS

Nebraska: Joe Ganz (521), at Colorado (Nov. 23, 2007)
Opponent: Tim Rattay (568), vs. Louisiana Tech (Aug. 29, 1998)

LONG OFFENSIVE PLAYS

60-69 YARD RUN

Nebraska: Trey Palmer (60), at Purdue (Oct. 15, 2022)
Opponent: Dillon Gabriel (61), vs. Oklahoma (Sept. 17, 2022)

70-79 YARD RUN

Nebraska: Josh Fleeks (74, TD), vs. Michigan (Sept. 30, 2023)
Opponent: Darius Taylor (71), at Minnesota (Oct. 17, 2025)

80-89 YARD RUN

Nebraska: Zavier Betts (83, TD), vs. Northwestern (Oct. 2, 2021)
Opponent: Jonathan Taylor (88, TD), at Wisconsin (Oct. 6, 2018)

90-99 YARD RUN

Nebraska: Taylor Martinez (92, TD), at UCLA (Sept. 8, 2012)
Opponent: Eli Roberson (91, TD), vs. Kansas St. (Nov. 16, 2002)

60-69 YARD PASS

Nebraska: Raiola to Hunter (64, TD), at Maryland (Oct. 11, 2025)
Opponent: Howard to Smith (60), at Ohio State (Oct. 26, 2024)

70-79 YARD PASS

Nebraska: Haarberg to Lloyd (73, TD), vs. Purdue (Oct. 28, 2023)
Opponent: Stratton to Johnson (72), at Iowa (Nov. 29, 2024)

80-89 YARD PASS

Nebraska: Thompson to Palmer (87, TD), at Iowa (Nov. 25, 2022)
Opponent: Plummer to Bell (89, TD), at Purdue (Dec. 5, 2020)

90-99 YARD PASS

Nebraska: Armstrong Jr. to Enunwa (99, TD), vs. Georgia (Jan. 1, 2014)
Opponent: Montez to Nixon (96, TD), at Colorado (Sept. 7, 2019)

DEFENSE

15 TACKLES

Nebraska: Luke Reimer (15), vs. Northwestern (Aug. 27, 2022)
Opponent: Dorian Hopkins (16), UTEP (Aug. 31, 2024)

20 TACKLES

Nebraska: Lee Kunz (23), at Oklahoma (Nov. 25, 1977)
Opponent: Ryan Greenhagen (31), Fordham (Sept. 4, 2021)*
 *-opponent school record

3.0 OR MORE SACKS

Nebraska: Randy Gregory (3.0), at Michigan (Nov. 9, 2013)
Opponent: Mustaf Johnson (3.0), at Colorado (Sept. 7, 2019)

5 OR MORE TFLs

Nebraska: Cianté Evans (5), vs. Northwestern (Nov. 2, 2013)
Opponent: A.J. Epenesa (5), Iowa (Nov. 29, 2019)

5 PASS BREAKUPS

Nebraska: Dicaprio Bootle (5), at Michigan (Sept. 22, 2018)
Opponent: Never Happened

2 INTERCEPTIONS

Nebraska: DeShon Singleton (2), vs. Michigan State (Oct. 4, 2025)
Opponent: Tarheed Still (2), and Dante Trader Jr. (2) vs. Maryland (Nov. 11, 2023)

MORE THAN 2 INTERCEPTIONS

Nebraska: Matt O'Hanlon (3), vs. Oklahoma (Nov. 7, 2009)
Opponent: Anthony Brown (3), at Purdue (Oct. 31, 2015)

RETURNED AN INTERCEPTION FOR A TOUCHDOWN

Nebraska: Ceyair Wright (45 yards), at USC (Nov. 16, 2024)
Opponent: Dontay Joyner (67 yards), at Maryland (Oct. 11, 2025)

RETURNED A FUMBLE FOR A TOUCHDOWN

Nebraska: Williams Nwaneri (29 yards) vs. Houston Christian (Sept. 13, 2025)
Opponent: Kyrdran Jenkins (55 yards) vs. Purdue (Oct. 28, 2023)

SPECIAL TEAMS

PUNT RETURN TOUCHDOWN

Nebraska: JD Spielman (76 yds), vs. South Alabama (Aug. 31, 2019)
Opponent: Jayden Reed (62 yards), at Michigan State (Sept. 25, 2021)

KICKOFF RETURN TOUCHDOWN

Nebraska: JD Spielman (99 yds), vs. Arkansas St. (Sept. 2, 2017)
Opponent: Stephen Bracey (91 yards), at Wisconsin (Nov. 20, 2021)

BLOCKED PUNT

Nebraska: Jamir Conn (1), vs. Michigan State (Oct. 4, 2025)
Opponent: Flip Dixon (1), Jamier Wright-Collins (1) vs. Rutgers (Oct. 5, 2024)

BLOCKED PUNT RETURNED FOR TOUCHDOWN

Nebraska: Carter Nelson (3 yards), vs. Michigan State (Oct. 4, 2025)
Opponent: Kyler Fisher (14 yds), vs. Iowa (Nov. 26, 2021)

BLOCKED PUNT FOR A SAFETY

Nebraska: Marquel Dismuke (1), vs. Illinois (Nov. 10, 2018)
Opponent: Keandre Jones (1), vs. Ohio St. (Nov. 3, 2018)

BLOCKED FIELD GOAL

Nebraska: Riley Van Poppel (1) vs. Akron (Sept. 6, 2025)
Opponent: Joe Anderson (1) and Damarjhe Lewis (1) at Purdue (Sept. 28, 2024)

BLOCKED FG RETURNED FOR TOUCHDOWN

Nebraska: Quinton Newsome (68 yards), vs. Purdue (Oct. 28, 2023)
Opponent: Never Happened

THE LAST TIME A TEAM...

OFFENSE

300 YARDS RUSHING

Nebraska: vs. Louisiana Tech, Sept. 23, 2023 (312)
Opponent: vs. Oklahoma, Sept. 17, 2022 (312)

400 YARDS RUSHING

Nebraska: vs. Northwestern, Oct. 2, 2021 (427)
Opponent: at Minnesota, Nov. 11, 2017 (409)

500 YARDS RUSHING

Nebraska: at Baylor, Oct. 13, 2001 (641)
Opponent: at Wisconsin, Nov. 15, 2014 (581)

300 YARDS PASSING

Nebraska: vs. Michigan, Sept. 20, 2025 (308)
Opponent: vs. Boston College, Dec. 28, 2024 (301)

400 YARDS PASSING

Nebraska: vs. Akron, Sept. 6, 2025 (494)
Opponent: Georgia Southern, Sept. 10, 2022 (409)

500 YARDS PASSING

Nebraska: vs. Kansas State, Nov. 10, 2007 (519)
Opponent: Louisiana Tech, Aug. 29, 1998 (590)

600 YARDS OF OFFENSE

Nebraska: vs. Akron, Sept. 6, 2025 (728)
Opponent: at Purdue, Oct. 15, 2022 (606)

700 YARDS OF OFFENSE

Nebraska: vs. Akron, Sept. 6, 2025 (728)
Opponent: Never accomplished

50 POINTS

Nebraska: vs. Houston Christian, Sept. 13, 2025 (Nebraska won, 59-7)
Opponent: at Indiana, Oct. 19, 2024 (Indiana won, 56-7)

60 POINTS

Nebraska: vs. Akron, Sept. 6, 2025 (Nebraska won, 68-0)
Opponent: at Ohio State, Nov. 5, 2016 (Ohio State won 62-3)

TWO 100-YARD RUSHERS

Nebraska: vs. Louisiana Tech, Sept. 23, 2023 (Haarberg, Grant)
Opponent: Illinois, Nov. 21, 2020 (Epstein, Brown)

THREE 100-YARD RUSHERS

Nebraska: vs. Minnesota, Oct. 20, 2018 (Ozigbo, Martinez, Washington)
Opponent: Wisconsin, Dec. 1, 2012 (Gordon, Ball, White)

TWO 100-YARD RECEIVERS

Nebraska: at Wisconsin, Nov. 20, 2021 (Allen, Toure)
Opponent: at Ohio State, Oct. 24, 2020 (Wilson, Olave)

DEFENSE

POSTED A SHUTOUT

Nebraska: vs. Akron, Sept. 6, 2025 (68-0)
Opponent: at Arizona State, Sept. 21, 1996 (19-0)

RECORDED A DEFENSIVE SAFETY

Nebraska: vs. Akron, Sept. 6, 2025 (68-0)
Opponent: at Minnesota, Oct. 16, 2021 (23-30)

2 DEFENSIVE TOUCHDOWNS

Nebraska: vs. South Alabama, Aug. 31, 2019 (1 IR, 1 fumble return)
Opponent: Northern Illinois, Sept. 16, 2017 (2 interception returns)

4 INTERCEPTIONS

Nebraska: vs. Wyoming, Sept. 10, 2016 (5)
Opponent: Maryland, Nov. 11, 2023 (4)

15 TFLs

Nebraska: at Michigan, Nov. 9, 2013 (16)
Opponent: at Michigan, Sept. 22, 2018 (15)

7 OR MORE SACKS

Nebraska: vs. Northwestern, Oct. 21, 2023 (8)
Opponent: at Minnesota, Oct. 17, 2025 (9)

15 PASS BREAKUPS

Nebraska: vs. Kansas, Oct. 2, 2004 (17)
Opponent: Never Happened

MISCELLANEOUS

SAFETY OF ANY KIND

Nebraska: TFL in End Zone vs. Akron (Sept. 6, 2025)
Opponent: Sack in End Zone by Minnesota (Oct. 16, 2021)

WAS NOT PENALIZED

Nebraska: at Michigan State, Nov. 4, 2023
Opponent: Michigan, Sept. 30, 2023

OVERCAME A HALFTIME DEFICIT TO WIN

Nebraska: at Rutgers, Oct. 7, 2022 (trailed 13-0, won 14-13)
Opponent: at Iowa, Nov. 29, 2024 (trailed 10-0, won 13-10)

WON WHEN TRAILING AFTER 3 QUARTERS

Nebraska: at Maryland, Oct. 11, 2025 (trailed 31-24, won 34-31)
Opponent: at Iowa, Nov. 29, 2024 (trailed 10-3, won 13-10)

OVERTIME GAME

vs. Illinois, Sept. 20, 2024 (Illinois won 31-24)

NEBRASKA OVERTIME WIN

at Iowa, Nov. 28, 2014 (Nebraska won 37-34)

NUMERICAL ROSTER
2025 NEBRASKA FOOTBALL ROSTER

NO.	NAME	POS.	NO.	NAME	POS.	HT.	WT.	YR.	HOMETOWN (HIGH SCHOOL/COLLEGE)
0	Javin Wright	LB	30	* Alvano, Tristan	PK	6-1	210	So.	Omaha, Neb. (Westside)
1	Ceyair Wright	DB	2	** Barney Jr., Jacory	WR	6-0	170	So.	Florida City, Fla. (Palmetto)
2	Jacory Barney Jr.	WR	36	Bauer, Rowdy	WR	5-11	195	RFr.	Norfolk, Neb. (Norfolk)
3	Marques Buford Jr.	DB	11	Bell, Demetrius	WR	6-0	195	So.	Nashville, Tenn. (McGavock)
4	Janiran Bonner	WR	23	Benning, Caleb	DB	5-11	200	RFr.	Omaha, Neb. (Westside)
5	Riley Van Poppel	DL	4	** Bonner, Janiran	WR	6-2	225	Jr.	Ellenwood, Ga. (Cedar Grove)
6	Dane Key	WR	43	* Booker III, Michael	LB	6-1	230	Sr.	Grand Prairie, Texas (South Grand Prairie)
7	Malcolm Hartzog Jr.	DB	23	Booth, Conor	RB	6-0	215	Fr.	Wahoo, Neb. (Bishop Neumann)
8	DeShon Singleton	DB	54	* Bower, Jacob	LB	6-1	220	So.	Rancho Santa Margarita, Calif. (Santa Margarita Catholic)
9	Vincent Shavers Jr.	LB	24	* Branch, Derek	DB	5-11	195	Sr.	Lincoln, Neb. (Southeast)
10	Heinrich Haarberg	TE	78	Brandl, Jacob	OL	6-3	310	So.	Omaha, Neb. (Creighton Prep)
10	Andrew Marshall	DB	66	Brix, Grant	OL	6-6	315	RFr.	Logan, Iowa (Logan-Magnolia)
11	Demetrius Bell	WR	31	* Buford, Mario	DB	6-0	185	So.	Chicago, Ill. (DeSoto [Texas])
11	Cameron Lenhardt	DL	3	*** Buford Jr., Marques	DB	5-11	190	Sr.	Chicago, Ill. (Trinity Christian [Texas]/St. Thomas More [Conn.] Prep)
11	Bode Soukup	QB	88	Carpenter, Jackson	WR	6-1	200	Fr.	Lincoln, Neb. (Southwest)
12	Jalyn Gramstad	QB	25	* Charles, Jeremiah	DB	6-0	175	So.	Fort Worth, Texas (Arlington Martin)
12	Justyn Rhett	DB	18	Clark, Quinn	WR	6-5	210	RFr.	Bozeman, Mont. (Gallatin)
13	Jamir Conn	DB	13	Conn, Jamir	DB	5-11	180	Jr.	Kansas City, Mo. (Lee's Summit North/Southern Illinois)
13	Nyziah Hunter	WR	98	Connealy, Conor	DL	6-4	260	So.	Elkhorn, Neb. (Mount Michael Benedictine)
14	TJ Lateef	QB	69	*** Corcoran, Turner	OL	6-6	310	Sr.	Lawrence, Kan. (Free State)
14	Amare Sanders	DB	91	Cunanan, Kyle	PK	5-10	180	So.	Phoenix, Ariz. (Sunnyslope/Charlotte/Cal)
15	Dasan McCullough	LB	38	D'Onofrio, Thomas	DB	6-1	185	RFr.	Middleton, Wis. (Middleton)
15	Dylan Raiola	QB	69	Davidson, Landen	DL	6-4	305	RFr.	Broomfield, Colo. (Broomfield)
16	Marcos Davila	QB	16	Davila, Marcos	QB	6-2	235	RFr.	Midland, Texas (Legacy/Purdue)
16	Elijah Jeudy	DL	97	* Davis, Keona	DL	6-5	275	So.	Tucson, Ariz. (Salpointe Catholic)
17	Luke Longval	QB	45	Dickey, Izaac	RB	5-10	220	RFr.	Stromsburg, Neb. (Cross County)
17	Willis McGahee IV	LB	55	Duda, Ethan	LB	6-5	250	RFr.	Omaha, Neb. (Elkhorn South)
18	Quinn Clark	WR	48	Echternach, Cayden	TE	6-4	260	So.	Bennington, Neb. (Bellevue West)
18	Larry Tarver Jr.	DB	51	** Evans, Justin	OL	6-2	315	Jr.	East Orange, N.J. (Irvington)
19	Cortez Mills Jr.	WR	70	Fennessy, Nolan	OL	6-4	300	RFr.	Norfolk, Neb. (Norfolk Catholic)
19	Kahmir Prescott	DB	94	* Flege, Aidan	LS	6-2	225	Sr.	Lincoln, Neb. (Southeast/Iowa Western CC)
21	Rex Guthrie	DB	46	Gallic, Kevin	LS	5-11	240	Sr.	Warren, N.J. (Lewiston/New Hampshire)
21	Emmett Johnson	RB	30	* Genatone, Vincent	RB	6-0	225	Jr.	North Platte, Neb. (North Platte/Montana)
22	Isaiah Mozee	RB	90	George, Jaylen	DL	6-3	285	Jr.	Suwanee, Ga. (Collins Hill/East Tennessee State)
22	Maverick Noonan	DL	86	* Goldman, Mason	DL	6-5	270	So.	Gretna, Neb. (Gretna)
23	Caleb Benning	DB	77	* Gottula, Gunnar	OL	6-6	305	So.	Lincoln, Neb. (Southeast)
23	Conor Booth	RB	45	Gradney, Roger	LB	6-0	225	RFr.	Lake Charles, La. (Rice Consolidated [Texas])
23	Blye Hill	DB	12	Gramstad, Jalyn	QB	6-0	200	Sr.	Lester, Iowa (West Lyon/Northwestern College)
24	Derek Branch	DB	21	Guthrie, Rex	DB	6-1	200	RFr.	Littleton, Colo. (Heritage)
24	Jamarion Parker	RB	10	** Haarberg, Heinrich	TE	6-5	230	Sr.	Kearney, Neb. (Kearney Catholic)
25	Jeremiah Charles	DB	79	Hammerbeck, Shawn	OL	6-6	265	Fr.	Hamill, S.D. (Winner)
26	Roman Mangini	WR	7	*** Hartzog Jr., Malcolm	DB	5-9	185	Sr.	Silver Creek, Miss. (Jefferson Davis County)
26	Brice Turner	DB	23	Hill, Blye	DB	6-4	195	So.	Baltimore, Md. (Mount St. Joseph/Saint Francis)
28	Kwinten Ives	RB	39	Höffken, David	DL	6-7	285	RFr.	Kiel, Germany
29	Carter Nelson	TE	90	* Hohl, John	PK	6-0	195	So.	Lincoln, Neb. (Southwest/Iowa Western CC)
29	Braylen Prude	DB	13	Hunter, Nyziah	WR	6-1	205	So.	Salinas, Calif. (Salinas/California)
30	Tristan Alvano	PK	82	Ingwerson, Eric	TE	6-7	255	RFr.	Papillion, Neb. (Papillion-La Vista)
30	Vincent Genatone	RB	28	* Ives, Kwinten	RB	6-3	215	So.	Beverly, N.J. (Palmyra)
31	Mario Buford	DB	16	** Jeudy, Elijah	DL	6-3	300	Sr.	Philadelphía, Pa. (Northeast/Texas A&M)
32	Trent Uhlir	LB	21	** Johnson, Emmett	RB	5-11	200	Jr.	Minneapolis, Minn. (Academy of Holy Angels)
32	Kenneth Williams	RB	50	Jones, Christian	LB	6-2	235	Fr.	Elkhorn, Neb. (Westside)
33	Marques Watson-Trent	LB	37	Jones, Donovan	DB	6-1	200	RFr.	Omaha, Neb. (North)
34	Preston Okafor	DB	80	Jones, Jeremiah	WR	6-4	225	Fr.	Murray, Ky. (Murray)
35	Mekhi Nelson	RB	67	Ka'aha'aina-Torres, Houston	OL	6-3	300	Fr.	Waimanalo, Hawaii (Saint Louis)
36	Rowdy Bauer	WR	6	Key, Dane	WR	6-3	210	Sr.	Lexington, Ky. (Frederick Douglass/Kentucky)
37	Donovan Jones	DB	49	King, Danny	TE	6-4	245	RFr.	Bloomington, Minn. (Jefferson)
37	Kamdyn Koch	P	75	** Knaak, Tyler	OL	6-6	325	Jr.	Cottonwood Heights, Utah (Brighton/Utah)
38	Thomas D'Onofrio	DB	74	Knutson, Brock	OL	6-7	310	So.	Scottsbluff, Neb. (Scottsbluff)
39	David Höffken	DL	37	Koch, Kamdyn	P	6-2	200	RFr.	Westminster, Md. (Winters Mill)
39	Bryson Webber	DB	14	Lateef, TJ	QB	6-1	200	Fr.	Compton, Calif. (Orange Lutheran)
40	Dawson Merritt	LB	92	Lefotu, Sua	DL	6-3	300	So.	Bellflower, Calif. (St. John Bosco)
41	Tanner Terch	DB	11	** Lenhardt, Cameron	DL	6-3	270	Jr.	Staten Island, N.Y. (IMG [Fla.] Academy)
			44	** Lindenmeyer, Luke	TE	6-3	250	Jr.	La Vista, Neb. (Papillion-La Vista)
			17	Longval, Luke	QB	6-2	215	Jr.	Sioux City, Iowa (East/Iowa Western CC)
			59	*** Lutovsky, Henry	OL	6-6	320	Sr.	Crawfordsville, Iowa (Mount Pleasant)
			76	* Maciejczak, Jason	OL	6-3	310	So.	Pierre, S.D. (T.F. Riggs)
			26	Mangini, Roman	WR	5-10	170	Jr.	Mesa, Ariz. (Desert Ridge)
			56	Marks, Julian (Juju)	OL	6-4	310	Fr.	Olathe, Kan. (South)
			87	Markway, Mac	TE	6-4	250	So.	St. Louis, Mo. (De Smet Jesuit/LSU)
			10	Marshall, Andrew	DB	6-0	190	Jr.	Eastvale, Calif. (Eleanor Roosevelt/Idaho)
			15	McCullough, Dasan	LB	6-5	235	Sr.	Kansas City, Kan. (Bloomington [Ind.] South/Indiana/Oklahoma)
			17	* McGahee IV, Willis	LB	6-1	240	So.	Miami, Fla. (Christopher Columbus)
			40	Merritt, Dawson	LB	6-3	225	Fr.	Stilwell, Kan. (Blue Valley)

81	Miller, Hayes	WR	6-0	200	So.	Shawnee, Kan. (Mill Valley/Coffeyville CC)
19	Mills Jr., Cortez	WR	6-0	185	Fr.	Homestead, Fla. (Homestead)
56	Mooberry, Pierce	LB	6-3	220	Fr.	Omaha, Neb. (Millard North)
95	Moore, Gabe	DL	6-5	290	So.	Louisville, Miss. (Louisville/Mississippi State)
22	Mozee, Isaiah	RB	6-0	210	Fr.	Kansas City, Mo. (Lee's Summit North)
57	Murphy, Ashton	DL	6-5	275	RFr.	Elkhorn, Neb. (South)
29 *	Nelson, Carter	TE	6-5	240	So.	Ainsworth, Neb. (Ainsworth)
35	Nelson, Mekhi	RB	6-0	195	RFr.	Wilkes-Barre, Pa. (Wilkes-Barre/St. Thomas More [Conn.] Prep)
22	Noonan, Maverick	DL	6-4	245	So.	Omaha, Neb. (Elkhorn South)
96	Nwaneri, Williams	DL	6-7	265	RFr.	Lee's Summit, Mo. (North/Missouri)
94	Ochoa, Jordan	LB	6-4	240	RFr.	Castle Rock, Colo. (Castle View)
34	Okafor, Preston	DB	6-2	190	RFr.	Omaha, Neb. (Westside)
24	Parker, Jamarion	RB	5-11	200	Fr.	St. Louis, Mo. (Cardinal Ritter)
99 *	Parrott, Dylan	DL	6-5	320	Jr.	Eldridge, Iowa (North Scott)
58	Peters, Jake	OL	6-3	300	RFr.	Cedar Falls, Iowa (Cedar Falls)
93	Pietrzak, Kade	DL	6-5	265	Fr.	West Fargo, N.D. (Sheyenne)
19	Prescott, Kahmir	DB	6-1	195	RFr.	Philadelphia, Pa. (Neumann Goretti)
57	Pritchett, Elijah	OL	6-6	325	Jr.	Columbus, Ga. (Carver/Alabama)
65 **	Prochazka, Teddy	OL	6-10	320	Sr.	Elkhorn, Neb. (South)
29	Prude, Braylen	DB	6-4	200	RFr.	Pearland, Texas (Shadow Creek)
72	Pyle, Gibson	OL	6-5	295	RFr.	Houston, Texas (Klein Cain)
15 *	Raiola, Dylan	QB	6-3	230	So.	Buford, Ga. (Buford)
12	Rhett, Justyn	DB	6-1	200	So.	Las Vegas, Nev. (Bishop Gorman/Georgia)
52	Rogers, Dylan	LB	6-3	240	So.	Cypress, Texas (Cypress Woods)
14	Sanders, Amare	DB	6-1	190	Fr.	Miami, Fla. (Gulliver Prep)
46	Schutt, Connor	WR	6-6	225	RFr.	Wahoo, Neb. (Bishop Neumann)
9 *	Shavers Jr., Vincent	LB	6-1	225	So.	Miami, Fla. (Miami Central)
49	Simpson, Malcolm	DL	6-3	285	Fr.	Hitchcock, Texas (Hitchcock)
8 ***	Singleton, DeShon	DB	6-3	210	Sr.	Greensburg, La. (St. Helena/Hutchinson [Kan.] CC)
84	Singleton Jr., DJ	WR	5-10	150	RFr.	Greensburg, La. (St. Helena/Lincoln [Neb.] East)
62	Sledge, Sam	OL	6-4	300	So.	Omaha, Neb. (Creighton Prep)
85	Smith, Keelan	WR	6-3	205	RFr.	Kansas City, Mo. (Liberty North)
11	Soukup, Bode	QB	6-2	205	RFr.	Blair, Neb. (Blair)
50	Spindler, Rocco	OL	6-5	320	Sr.	Clarkston, Mich. (Clarkston/Notre Dame)
47 *	Stenger, Gage	LB	6-2	220	Jr.	Omaha, Neb. (Millard South)
59 *	Stewart, Rahmir	LB	5-11	220	So.	Philadelphia, Pa. (Imhotep Institute)
63	Tapu, Brian	OL	6-5	295	Fr.	South Auckland, New Zealand (Salt Lake City [Utah] West)
18	Tarver Jr., Larry	DB	5-11	175	RFr.	Miami, Fla. (Norland)
68	Taumua, Preston	OL	6-4	325	RFr.	Waipahu, Hawaii (Waipahu)
41	Terch, Tanner	DB	6-1	190	Fr.	Littleton, Colo. (Heritage)
71	Terry, Tyson	DL	6-2	310	Fr.	Omaha, Neb. (North)
26	Turner, Brice	DB	6-1	205	So.	Bay City, Texas (Bay City)
32	Uhlir, Trent	LB	6-1	235	RFr.	Battle Creek, Neb. (Battle Creek)
5 *	Van Poppel, Riley	DL	6-5	295	So.	Argyle, Texas (Argyle)
48	VerMaas, Caden	DB	6-0	190	Fr.	Omaha, Neb. (Millard North)
42	Wacker, Derek	LB	6-1	230	RFr.	Yutan, Neb. (Yutan)
33	Watson-Trent, Marques	LB	5-11	225	Sr.	Pittsburgh, Pa. (Blackhawk/Georgia Southern)
39	Webber, Bryson	DB	6-3	190	Fr.	Missouri City, Texas (Ridge Point)
32	Williams, Kenneth	RB	5-9	190	So.	Detroit, Mich. (Lincoln [Neb.] High)
83	Wilson, Archie	P	6-2	215	Fr.	Frankston South, Victoria, Australia (Haileybury Prep)
1 *	Wright, Ceyair	DB	6-0	190	Sr.	Los Angeles, Calif. (Loyola/USC)
0 ***	Wright, Javin	LB	6-5	230	Sr.	Chandler, Ariz. (Hamilton)

Lettermen in Bold; *Indicates Letters Earned

PRONUNCIATION GUIDE

Rowdy Bauer.....BOW-er
 Janiran Bonner.....juh-NIGH-run
 Marques Buford Jr.....marr-KEESE
 Jamir Conn.....juh-MEER
 Conor Connealy.....kuh-KNEEL-ee
 Kyle Cunanan.....cue-NAN-unn
 Marcos Davila.....marr-KOSE DAH-vee-luh
 Thomas D'Onofrio.....duh-NOFF-ree-oh
 Aidan Flege.....FLEG-ee
 Kevin Gallic.....GAL-ick
 Vincent Genatone.....GINN-uh-tone
 Gunnar Gottula.....guh-TOO-luh
 Heinrich Haarberg.....HINE-rick HARR-burg
 David Hoffken.....DAW-vid HUFF-kinn
 John Hohl.....HOLE
 Nyzhiah Hunter.....nigh-ZAY-uh
 Eric Ingwerson.....ING-ger-sinn
 Elijah Jeudy.....JUDY
 Houston Ka'aha'aina-Torres...caw-AW-hah-HEY-nuh TORE-ess
 Tyler Knaak.....kuh-NOCK
 Brock Knutson.....kuh-NEWT-son

Kamdyn Koch.....COOK
 Sua Lefotu.....leh-FOE-too
 Henry Lutovsky.....loo-TAUV-skee
 Jason Maciejczak.....muh-CHAY-chock
 Dasan McCullough...duh-SONN muh-CULL-uh
 Isaiah Mozee.....MO-zee
 Williams Nwaneri.....wuh-NAIR-ee
 Jordan Ochoa.....oh-CHO-uh
 Kade Pietrzak.....PET-chock
 Teddy Prochazka.....pro-HAH-skuh
 Dylan Raiola.....rye-OLE-uh
 Amare Sanders.....uh-MAR-ee
 DeShon Singleton.....dee-SHAWN
 Bode Soukup.....SOAK-up
 Gage Stenger.....STANG-er
 Brian Tapu.....TAW-poo
 Preston Taumua.....taw-uh-MOO-uh
 Trent Uhlir.....YOU-lurr
 Marques Watson-Trent.....mar-KWESS
 Ceyair Wright.....cee-AIR
 Javin Wright.....JAY-vinn

NUMERICAL ROSTER

42	Derek Wacker	LB
43	Michael Booker III	LB
44	Luke Lindenmeyer	TE
45	Izaac Dickey	RB
45	Roger Gradney	LB
46	Kevin Gallic	LS
46	Connor Schutt	WR
47	Gage Stenger	LB
48	Cayden Echternach	TE
48	Caden VerMaas	DB
49	Danny King	TE
49	Malcolm Simpson	DL
50	Christian Jones	LB
50	Rocco Spindler	OL
51	Justin Evans	OL
52	Dylan Rogers	LB
54	Jacob Bower	LB
55	Ethan Duda	LB
56	Julian (Juju) Marks	OL
56	Pierce Mooberry	LB
57	Ashton Murphy	DL
57	Elijah Pritchett	OL
58	Jake Peters	OL
59	Henry Lutovsky	OL
59	Rahmir Stewart	LB
62	Sam Sledge	OL
63	Brian Tapu	OL
65	Teddy Prochazka	OL
66	Grant Brix	OL
67	Houston Ka'aha'aina-Torres	OL
68	Preston Taumua	OL
69	Turner Corcoran	OL
69	Landen Davidson	DL
70	Nolan Fennessy	OL
71	Tyson Terry	DL
72	Gibson Pyle	OL
74	Brock Knutson	OL
75	Tyler Knaak	OL
76	Jason Maciejczak	OL
77	Gunnar Gottula	OL
78	Jacob Brandl	OL
79	Shawn Hammerbeck	OL
80	Jeremiah Jones	WR
81	Hayes Miller	WR
82	Eric Ingwerson	TE
83	Archie Wilson	P
84	DJ Singleton Jr.	WR
85	Keelan Smith	WR
86	Mason Goldman	DL
87	Mac Markway	TE
88	Jackson Carpenter	WR
90	Jaylen George	DL
90	John Hohl	PK
91	Kyle Cunanan	PK
92	Sua Lefotu	DL
93	Kade Pietrzak	DL
94	Aidan Flege	LS
94	Jordan Ochoa	LB
95	Gabe Moore	DL
96	Williams Nwaneri	DL
97	Keona Davis	DL
98	Conor Connealy	DL
99	Dylan Parrott	DL

CAREER STARTS - OFFENSE

PLAYER	'20	'21	'22	'23	'24	'25	ALL
Key	-	-	12^	12^	11^	7	42
Corcoran	1	11	12	7	4	0	35
Spindler	-	0*	0*	10*	13*	7	30
Evans	-	-	0	5	13	7	25
Lutovsky	-	0	2	2	11	7	22
Raiola	-	-	-	-	13	7	20
E. Johnson	-	-	0	6	5	7	18
Gottula	-	-	-	0	9	7	16
Hunter	-	-	-	0%	8%	7	15
Pritchett	-	-	0#	0#	12#	3	15
Prochazka	-	2	3	6	0	4	15
Lindenmeyer	-	-	0	5	2	7	14
Barney Jr.	-	-	-	-	4	7	11
Haarberg	-	0	0	8	1	0	9
Bonner	-	-	0	3	3	0	6
Markway	-	-	-	1\$	0	0	1

*at Notre Dame; ^at Kentucky; #at Alabama; %at Cal; \$at LSU

CAREER STARTS - DEFENSE

PLAYER	'20	'21	'22	'23	'24	'25	ALL
Watson-Trent	0*	1*	11*	13*	12*	3	40
Hartzog	-	-	8	10	12	2	32
Buford Jr.	-	0	11	2	12	4	29
C. Wright	-	0#	11#	4#	8	4	27
Singleton	-	-	0	5	13	7	25
George	-	-	0	11~	12~	0	23
Marshall	-	-	-	1\$	13\$	7	21
McCullough	-	-	4!	7%	1%	4	16
Conn	-	-	-	0@	11@	0	11
Lenhardt	-	-	-	4	2	5	11
J. Wright	0	0	1	1	1	6	9
Shavers Jr.	-	-	-	-	2	6	8
Jeudy	-	0+	0+	0	1	7	8
Davis	-	-	-	-	0	7	7
Hill	-	-	-	6'	0	0	6
D. Jones	-	-	-	-	0	5	5
Nwaneri	-	-	-	-	0	4	4
Guthrie	-	-	-	-	0	3	3
Merritt	-	-	-	-	-	2	2
Charles	-	-	-	0	1	0	1

*at Georgia Southern; #at USC; !at Indiana; %at Oklahoma; \$at FCS Idaho; ~at FCS East Tennessee State; @at FCS Southern Illinois; +at Texas A&M; 'at FCS Saint Francis

CAREER STARTS - SPECIAL TEAMS

PLAYER	'21	'22	'23	'24	'25	ALL
Cunanan	-	-	10*	3*	7	20
Alvano	-	-	12	3	0	15
Hohl	-	-	-	10	0	10
Wilson	-	-	-	-	5	5

*at Charlotte

NEBRASKA DEPTH CHART

OFFENSE

LEFT TACKLE

57 Elijah Pritchett 6-6 | 325 | Jr.
69 Turner Corcoran 6-6 | 310 | Sr.

LEFT GUARD

59 Henry Lutovsky 6-6 | 320 | Sr.
76 Jason Maciejczak 6-3 | 310 | So.

CENTER

51 Justin Evans 6-2 | 315 | Jr.
58 Jake Peters 6-3 | 300 | RFr.
62 Sam Sledge 6-4 | 300 | So.

RIGHT GUARD

50 Rocco Spindler 6-5 | 320 | Sr.
75 Tyler Knaak 6-6 | 325 | Jr.
66 Grant Brix 6-6 | 315 | RFr.

RIGHT TACKLE

77 Gunnar Gottula 6-6 | 305 | So.
65 Teddy Prochazka 6-10 | 320 | Sr.

TIGHT END

44 Luke Lindenmeyer 6-3 | 250 | Jr.
10 Heinrich Haarberg 6-5 | 230 | Sr.
29 Carter Nelson 6-5 | 240 | So.

WIDE RECEIVER

13 Nyziah Hunter 6-1 | 205 | So.
18 Quinn Clark 6-5 | 210 | RFr.

WIDE RECEIVER

6 Dane Key 6-3 | 210 | Sr.
19 Cortez Mills Jr. 6-0 | 185 | Fr.
80 Jeremiah Jones 6-4 | 225 | Fr.

WIDE RECEIVER

2 Jacory Barney Jr. 6-0 | 170 | So.
85 Keelan Smith 6-3 | 205 | RFr.

QUARTERBACK

15 Dylan Raiola 6-3 | 230 | So.
14 TJ Lateef 6-1 | 200 | Fr.
12 Jalyn Gramstad 6-0 | 200 | Sr.

RUNNING BACK

21 Emmett Johnson 5-11 | 200 | Jr.
22 Isaiah Mozee 6-0 | 210 | Fr. OR
35 Mekhi Nelson 6-0 | 195 | RFr.
28 Kwinten Ives 6-3 | 215 | So.

DEFENSE

DEFENSIVE END

11 Cameron Lenhardt 6-3 | 270 | Jr. OR
96 Williams Nwaneri 6-7 | 265 | RFr.
93 Kade Pietrzak 6-5 | 265 | Fr.

NOSE GUARD

16 Elijah Jeudy 6-3 | 300 | Sr.
5 Riley Van Poppel 6-5 | 295 | So.
95 Gabe Moore 6-5 | 290 | So.

DEFENSIVE TACKLE

97 Keona Davis 6-5 | 275 | So.
90 Jaylen George 6-3 | 285 | Jr.
39 David Höffken 6-7 | 285 | RFr.

JACK

15 Dasan McCullough 6-5 | 235 | Sr.
52 Dylan Rogers 6-3 | 240 | So.

LINEBACKER

9 Vincent Shavers Jr. 6-1 | 225 | So.
33 Marques Watson-Trent 5-11 | 225 | Sr.

LINEBACKER

0 Javin Wright 6-5 | 230 | Sr.
40 Dawson Merritt 6-3 | 225 | Fr.
54 Jacob Bower 6-1 | 220 | So.

ROVER

8 DeShon Singleton 6-3 | 210 | Sr.
12 Justyn Rhett 6-1 | 200 | So.

CORNERBACK

10 Andrew Marshall 6-0 | 190 | Jr.
14 Amare Sanders 6-1 | 190 | RFr.

SAFETY

21 Rex Guthrie 6-1 | 200 | RFr. OR
3 Marques Buford Jr. 5-11 | 190 | Sr.
23 Caleb Benning 5-11 | 200 | RFr.

NICKEL

1 Ceyair Wright 6-0 | 190 | Sr.
7 Malcolm Hartzog Jr. 5-9 | 185 | Sr.
13 Jamir Conn 5-11 | 180 | Jr.

CORNERBACK

37 Donovan Jones 6-1 | 200 | RFr.
25 Jeremiah Charles 6-0 | 175 | So.

SPECIAL TEAMS

PLACE-KICKER

91 Kyle Cunanan 5-10 | 180 | So.
90 John Hohl 6-0 | 195 | So.
30 Tristan Alvano 6-1 | 210 | So.

HOLDER

37 Kamdyn Koch 6-2 | 200 | RFr.
12 Jalyn Gramstad 6-0 | 200 | Sr.

PUNTER

83 Archie Wilson 6-2 | 215 | Fr.
37 Kamdyn Koch 6-2 | 200 | RFr.

LONG SNAPPER

46 Kevin Gallic 5-11 | 240 | Sr.
94 Aidan Flege 6-2 | 225 | Sr.

KICK RETURNER

32 Kenneth Williams 5-9 | 190 | So. OR
22 Isaiah Mozee 6-0 | 210 | Fr.
35 Mekhi Nelson 6-0 | 195 | RFr.

PUNT RETURNER

2 Jacory Barney Jr. 6-0 | 170 | So.
10 Andrew Marshall 6-0 | 190 | Jr.

2025 NEBRASKA GAME-BY-GAME STARTERS

OFFENSIVE STARTING LINEUPS

OPPONENT	WR	WR	WR	TE	RT	RG	C	LG	LT	QB	RB	PK
Cincinnati	Hunter	Barney Jr.	Key	Lindenmeyer	Prochazka	Spindler	Evans	Lutovsky	Gottula	Raiola	Johnson	Cunanan
Akron	Hunter	Barney Jr.	Key	Lindenmeyer	Prochazka	Spindler	Evans	Lutovsky	Gottula	Raiola	Johnson	Cunanan
HCU	Hunter	Barney Jr.	Key	Lindenmeyer	Prochazka	Spindler	Evans	Lutovsky	Gottula	Raiola	Johnson	Cunanan
Michigan	Hunter	Barney Jr.	Key	Lindenmeyer	Prochazka	Spindler	Evans	Lutovsky	Gottula	Raiola	Johnson	Cunanan
Michigan St.	Hunter	Barney Jr.	Key	Lindenmeyer	Gottula	Spindler	Evans	Lutovsky	Pritchett	Raiola	Johnson	Cunanan
Maryland	Hunter	Barney Jr.	Key	Lindenmeyer	Gottula	Spindler	Evans	Lutovsky	Pritchett	Raiola	Johnson	Cunanan
Minnesota	Hunter	Barney Jr.	Key	Lindenmeyer	Gottula	Spindler	Evans	Lutovsky	Pritchett	Raiola	Johnson	Cunanan
Northwestern												
USC												
UCLA												
Penn St.												
Iowa												

DEFENSIVE STARTING LINEUPS

OPPONENT	DE	NT	DT	JACK	LB	LB	ROV	CB	S	NICK	CB	P
Cincinnati	Lenhardt	Jeudy	Davis	McCullough	J. Wright	Watson-Trent	Singleton	C. Wright	Buford Jr.	Hartzog Jr.	Marshall	Wilson
Akron	Lenhardt	Jeudy	Davis	McCullough	J. Wright	Shavers Jr.	Singleton	C. Wright	Buford Jr.	Hartzog Jr.	Marshall	
HCU	Lenhardt	Jeudy	Davis	McCullough	Shavers Jr.	Watson-Trent	Singleton	Jones	Buford Jr.	C. Wright	Marshall	
Michigan	Lenhardt	Jeudy	Davis	Nwaneri*	J. Wright	Watson-Trent	Singleton	Jones	Buford Jr.	Shavers Jr.*	Marshall	Wilson
Michigan St.	Lenhardt	Jeudy	Davis	Nwaneri*	J. Wright	Shavers Jr.	Singleton	Jones	Guthrie	Merritt*	Marshall	Wilson
Maryland	Lenhardt	Jeudy	Davis	Nwaneri*	J. Wright	Shavers Jr.	Singleton	Jones	Guthrie	Merritt*	Marshall	Wilson
Minnesota	Nwaneri	Jeudy	Davis	McCullough	J. Wright	Shavers Jr.	Singleton	Jones	Guthrie	C. Wright	Marshall	Wilson
Northwestern												
USC												
UCLA												
Penn St.												
Iowa												

*Nebraska opened with four defensive linemen and three linebackers

2025 NEBRASKA PLAYER PARTICIPATION

PLAYER, POS.	GP	GS	PLAYER, POS.	GP	GS	PLAYER, POS.	GP	GS
Tristan Alvano, PK	2	0	Malcolm Hartzog Jr., DB	2	2	Williams Nwaneri, DL	7	4
Jacory Barney Jr., WR	7	7	David Höffken, DL	5	0	Jordan Ochoa, LB	3	0
Rowdy Bauer, WR	2	0	John Hohl, PK	6	0	Preston Okafor, DB	2	0
Caleb Benning, DB	5	0	Nyziah Hunter, WR	7	7	Dylan Parrott, DL	7	0
Janiran Bonner, WR	1	0	Eric Ingwerson, TE	3	0	Jake Peters, OL	2	0
Michael Booker III, LB	7	0	Kwinten Ives, RB	4	0	Kade Pietrzak, DL	7	0
Conor Booth, RB	2	0	Elijah Jeudy, DL	7	7	Kahmir Prescott, DB	2	0
Jacob Bower, LB	7	0	Emmett Johnson, RB	7	7	Elijah Pritchett, OL	7	3
Derek Branch, DB	7	0	Christian Jones, LB	2	0	Teddy Prochazka, OL	6	4
Jacob Brandl, OL	2	0	Donovan Jones, DB	7	5	Braylen Prude, DB	1	0
Grant Brix, OL	1	0	Jeremiah Jones, WR	1	0	Dylan Raiola, QB	7	7
Mario Buford, DB	2	0	Houston Ka'aha'aina-Torres, OL	2	0	Justyn Rhett, DB	3	0
Marques Buford Jr., DB	7	4	Dane Key, WR	7	7	Dylan Rogers, LB	7	0
Jackson Carpenter, WR	2	0	Danny King, TE	1	0	Amare Sanders, DB	5	0
Jeremiah Charles, DB	7	0	Tyler Knaak, OL	7	0	Connor Schutt, WR	2	0
Quinn Clark, WR	7	0	Brock Knutson, OL	2	0	Vincent Shavers Jr., LB	7	6
Jamir Conn, DB	7	0	Kamdyn Koch, P/H	7	0	DeShon Singleton, DB	7	7
Turner Corcoran, OL	7	0	TJ Lateef, QB	2	0	DJ Singleton Jr., WR	2	0
Kyle Cunanan, PK	7	7	Sua Lefotu, DL	2	0	Sam Sledge, OL	3	0
Thomas D'Onofrio, DB	2	0	Cameron Lenhardt, DL	7	6	Keelan Smith, WR	4	0
Landen Davidson, DL	2	0	Luke Lindenmeyer, TE	7	7	Bode Soukup, QB	1	0
Marcos Davila, QB	2	0	Luke Longval, QB	1	0	Rocco Spindler, OL	7	7
Keona Davis, DL	7	7	Henry Lutovsky, OL	7	7	Rahmir Stewart, LB	2	0
Izaak Dickey, RB	2	0	Jason Maciejczak, OL	6	0	Larry Tarver Jr., DB	2	0
Ethan Duda, DL	2	0	Roman Mangini, WR	4	0	Preston Taumua, OL	2	0
Cayden Echernach, TE	6	0	Andrew Marshall, DB	7	7	Tanner Terch, DB	2	0
Justin Evans, OL	7	7	Dasan McCullough, LB	7	4	Brice Turner, DB	7	0
Aidan Flege, LS	2	0	Willis McGahee IV, LB	4	0	Trent Uhler, LB	1	0
Kevin Gallic, LS	7	0	Dawson Merritt, LB	7	2	Riley Van Poppel, DL	7	0
Vincent Genatone, RB	6	0	Hayes Miller, WR	2	0	Caden VerMaas, DB	2	0
Jaylen George, DL	4	0	Cortez Mills Jr., WR	7	0	Derek Wacker, LB	7	0
Mason Goldman, DL	7	0	Pierce Mooberry, LB	4	0	Marques Watson-Trent, LB	6	3
Gunnar Gottula, OL	7	7	Gabe Moore, DL	6	0	Bryson Webber, DB	2	0
Roger Gradney, LB	2	0	Isaiah Moeze, RB	7	0	Kenneth Williams, RB	7	0
Jalyn Gramstad, QB	2	0	Ashton Murphy, DL	2	0	Archie Wilson, P	6	5
Rex Guthrie, DB	7	3	Carter Nelson, TE	7	0	Ceyar Wright, DB	7	4
Heinrich Haarberg, TE	7	0	Mekhi Nelson, RB	6	0	Javin Wright, LB	6	6
Shawn Hammerbeck, OL	2	0	Maverick Noonan, LB	2	0			



JACORY BARNEY JR. #2

6-0 | 170 | SO. | WR
FLORIDA CITY, FLA.

CAREER HONORS

- Big Ten Freshman of the Week (11/2/2024)
- 2-Time Nebraska Scholar-Athlete Honor Roll

NEBRASKA RECORDS

- Season Receptions by a True Freshman: 52
- Season Receptions by a Freshman: 52 (tied)

2025 WATCH LIST

- Paul Hornung Award

CAREER SUPERLATIVES

- 100-yard Receiving Games: 2
- 200-yard All-Purpose Games: 1
- 2-Touchdown Receiving Games: 1

2025 FBS TOP-25 RANKINGS

- Punt Returns (Yards Per Return): 16th (12.8)

SEASON HIGHLIGHTS

- 1 of 10 Huskers to win a team vote to wear a single-digit number
- Has started every game and leads Nebraska with 217 punt return yards and ranks 2nd with 27 receptions
- Also leads the team with two 100-yard receiving games
- Ranks 2nd on the team with 365 receiving yards and 589 all-purpose yards
- His 217 punt returns yards are the most by a Husker since the 2014 season and his total exceeds Nebraska's team punt return total for the last four seasons combined (214 yards)
- Ranks 3rd in the Big Ten in punt return yards and 4th in punt return average (12.8)
- Had five catches for 27 yards against Cincinnati
- Set career highs in receiving yards, punt return yards and all-purpose yards against Akron
- Had seven catches for 132 yards and four punt return yards for 87 yards for a total of 219 all-purpose yards
- Caught three passes for 22 yards against Houston Christian, including a 9-yard touchdown for his first career receiving touchdown
- Had six catches for 120 yards and two touchdowns against No. 1 Michigan, posting his second career 100-yard receiving game and first career multi-touchdown game
- Had a career-long 52-yard reception, a Hail Mary touchdown grab at the end of the first half
- Also had three punt returns for 21 yards and a 7-yard carry vs. Michigan
- Finished with 128 all-purpose yards against Michigan State
- Had two catches for 47 yards, including a 45-yard reception
- Also had four punt returns for 81 yards against MSU, including a career-long 57-yard return
- Had three catches for 16 yards at Maryland and returned two punts for three yards
- Caught one pass at Minnesota and had two punt returns, including a 30-yard return

RECEIVING GAME-BY-GAME

OPPONENT	REC.	YDS	TD	LONG
Cincinnati	5	27	0	13
Akron	7	132	0	39
Houston Christian	3	22	1	9
Michigan	6	120	2	52
Michigan St.	2	47	0	45
Maryland	3	16	0	7
Minnesota	1	1	0	1
Northwestern				
USC				
UCLA				
Penn St.				
Iowa				

PUNT RETURN GAME-BY-GAME

OPPONENT	RET.	YDS	TD	LONG
Cincinnati	2	3	0	3
Akron	4	87	0	39
Houston Christian	0	0	0	-
Michigan	3	21	0	20
Michigan St.	4	81	0	57
Maryland	2	3	0	5
Minnesota	2	22	0	30
Northwestern				
USC				
UCLA				
Penn St.				
Iowa				

CAREER RECEIVING STATS

YEAR	G/S	REC.	YDS	Y/R	Y/G	TD
2024	13/4	55	447	8.1	34.4	0
2025	7/7	27	365	13.5	52.1	3
Total	20/11	82	812	9.9	40.6	3

KICK RETURNS: 14 ret., 285 yards, 0 TDs
 PUNT RETURNS: 20 ret., 230 yards, 0 TDs
 RUSHING: 11 att., 137 yards, 3 TDs

CAREER RECEIVING HIGHS

Receptions	9 vs. Wisconsin (2024)
Receiving Yards	132 vs. Akron (2025)
Receiving Touchdowns	2 vs. #21 Michigan (2025)
Long Reception	52 vs. #21 Michigan [TD] (2025)

CAREER RUSHING HIGHS

Rushes	4 at Purdue (2024)
Rushing Yards	66 at Purdue (2024)
Rushing Touchdowns	1 three times
Long Rush	31 at Purdue (2024)

CAREER RETURN HIGHS

Kickoff Returns	3 vs. UTEP (2024)
Kickoff Return Yards	75 vs. UTEP (2024)
Kickoff Return Touchdowns	none
Long Kickoff Return	45 vs. Wisconsin (2024)
Punt Returns	4 twice
Punt Return Yards	87 vs. Akron (2025)
Punt Return Touchdowns	none
Long Punt Return	57 vs. Michigan St. (2025)



MARQUES BUFORD JR. #3

5-11 | 190 | SR. | DB
CHICAGO, ILL.

CAREER HONORS

- 2025 Team Captain
- 3-Time Academic All-Big Ten
- 8-Time Nebraska Scholar-Athlete Honor Roll

PERSONAL NOTES

- His brother, Mario, is a sophomore defensive back for the Huskers
- Graduated with a degree in child, youth and family studies

CAREER NOTES

- Suffered a major knee injury in November of 2022 that kept him out for nearly one full year
- Has played both cornerback and safety in his career, starting 22 games at safety and seven at cornerback

CAREER SUPERLATIVES

- Double-Digit Tackle Games: 1

SEASON HIGHLIGHTS

- 1 of 10 Huskers to win a team vote to wear a single-digit number
- Has played in every game with four starts at safety
- Made five solo tackles against Cincinnati and was part of a secondary that limited the Bearcats to 69 passing yards on 25 attempts
- Had two tackles against Akron as the secondary allowed only 62 passing yards on 23 attempts
- Did not have a tackle against Houston Christian but helped the Huskers limit the Huskies to 67 passing yards
- Marked the first time since 1990 that NU had limited three consecutive opponents to fewer than 100 passing yards
- Had two tackles against No. 21 Michigan
- Totaled one tackle against Michigan State
- Had three tackles at Maryland
- Recorded one solo tackle at Minnesota

GAME-BY-GAME

OPPONENT	UT-AT-TT	TFL-YD	PBU	INT
Cincinnati	5-0-5	0.0-0	0	0
Akron	1-1-2	0.0-0	0	0
Houston Christian	0-0-0	0.0-0	0	0
Michigan	1-1-2	0.0-0	0	0
Michigan St.	0-1-1	0.0-0	0	0
Maryland	2-1-3	0.0-0	0	0
Minnesota	1-0-1	0.0-0	0	0
Northwestern				
USC				
UCLA				
Penn St.				
Iowa				

CAREER TACKLE STATS

YEAR	G/S	UT	AT	TT	TFL-YD	SCK-YD
2021	12/0	1	2	3	0.0-0	0.0-0
2022	11/11	36	23	59	2.5-3	0.0-0
2023*	4/2	15	3	18	3.0-14	1.0-11
2024	13/12	20	15	35	1.0-3	0.0-0
2025	7/4	10	4	14	0.0-0	0.0-0
TOTAL	47/29	82	47	129	6.5-20	1.0-11

*Redshirt season

CAREER MISCELLANEOUS STATS

YEAR	FF	FR	PBU	INT	QBH	BLK
2021	0	0	0	0	0	0
2022	1	0	3	2	1	0
2023	0	0	0	0	0	0
2024	0	0	5	1	0	0
2025	0	0	0	0	0	0
TOTAL	1	0	8	3	1	0

*Redshirt season

CAREER HIGHS

Tackles	10 at Wisconsin (2023)
TFLs	1.5 twice
Sacks	1.0 vs. Maryland (2023)
Breakups	3 vs. Rutgers (2024)
Interceptions	2 vs. Georgia Southern (2022)



QUINN CLARK #18

6-5 | 210 | R-FR. | WR
BOZEMAN, MONT.

CAREER HONORS

- 2-Time Nebraska Scholar-Athlete Honor Roll

PERSONAL NOTES

- His late father, Ken Clark, was a Husker running back from 1985 to 1989 who rushed for 3,037 yards, which ranked 2nd in school history at the end of his career

SEASON HIGHLIGHTS

- Has played in every game
- Had a 7-yard reception against Cincinnati for his first career catch
- Caught a 37-yard touchdown pass against Akron for his first career score
- Had a 14-yard reception against No. 21 Michigan
- Had a career-long 43-yard catch at Minnesota

GAME-BY-GAME

OPPONENT	REC.	YDS	TD	LONG
Cincinnati	1	7	0	7
Akron	1	37	1	37
Houston Christian	0	0	0	-
Michigan	1	14	0	14
Michigan St.	0	0	0	-
Maryland	0	0	0	-
Minnesota	1	43	0	43
Northwestern				
USC				
UCLA				
Penn St.				
Iowa				

CAREER RECEIVING STATS

YEAR	G/S	REC.	YDS	Y/R	Y/G	TD
2024*	1/0	0	0	0.0	0.0	0
2025	7/0	4	101	25.3	14.4	1
TOTAL	8/0	4	101	25.3	12.6	1

*redshirt season

CAREER HIGHS

Receptions	1 four times
Receiving Yards	43 at Minnesota (2025)
Receiving Touchdowns	1 vs. Akron (2025)
Long Reception	43 at Minnesota (2025)



JAMIR
CONN

#13

5-11 | 180 | JR. | DB
KANSAS CITY, MO.

CAREER HONORS

- Nebraska Scholar-Athlete Honor Roll (Spring 2025)

CAREER NOTES

- Spent two seasons at FCS Southern Illinois before transferring to Nebraska
- Played in 23 games with 11 starts at SIU, totaling 68 tackles, 4.5 TFLs and nine pass breakups

2025 FBS TOP-25 RANKINGS

- Blocked Kicks: 1st (2)

SEASON HIGHLIGHTS

- Has played in every game
- Has blocked two punts, the first Husker with multiple punt blocks in a season since 2014
- Finished with two tackles against Akron, including a half tackle for loss as NU held the Zips to 62 passing yards
- Recorded four tackles against Houston Christian with a pass breakup and his first career blocked punt
- Part of a secondary that limited HCU to 67 passing yards
- Marked the first time since 1990 that NU had limited three consecutive opponents to fewer than 100 passing yards
- Blocked his second punt of the season against Michigan State, which was recovered by teammate Carter Nelson and returned three yards for a touchdown
- Recorded two tackles on defense at Minnesota

GAME-BY-GAME

OPPONENT	UT-AT-TT	TFL-YD	PBU	INT
Cincinnati	0-0-0	0.0-0	0	0
Akron	1-1-2	0.5-0	0	0
Houston Christian	2-2-4	0.0-0	1	0
Michigan	0-0-0	0.0-0	0	0
Michigan St.	0-0-0	0.0-0	0	0
Maryland	0-0-0	0.0-0	0	0
Minnesota	1-1-2	0.0-0	0	0
Northwestern				
USC				
UCLA				
Penn St.				
Iowa				

CAREER TACKLE STATS

YEAR	G/S	UT	AT	TT	TFL-YD	SCK-YD
2023*	12/0	5	6	11	1.0-1	0.0-0
2024*	11/11	33	24	57	3.5-8	0.0-0
2025	7/0	4	4	8	0.5-0	0.0-0
TOTAL	30/11	42	34	76	5.0-9	0.0-0

*at FCS Southern Illinois

PUNT RETURNS: 2 ret., 25 yds, 0 TDs

CAREER MISCELLANEOUS STATS

YEAR	FF	FR	PBU	INT	QBH	BLK
2023	0	1	3	0	0	0
2024	1	0	6	0	1	0
2025	0	0	1	0	0	2
TOTAL	1	1	10	0	1	2

*at FCS Southern Illinois

CAREER HIGHS

Tackles	9 vs. Youngstown St. (2024)*
TFLs	1.0 twice*
Sacks	none
Breakups	2 vs. Illinois St. (2024)*
Interceptions	none
Blocked Punts	1 twice

*at FCS Southern Illinois



TURNER
CORCORAN #69

6-6 | 310 | SR. | OL
LAWRENCE, KAN.

CAREER HONORS

- 3-Time Academic All-Big Ten (2024)
- 2-Time Big Ten Distinguished Scholar
- 6-Time Nebraska Scholar-Athlete Honor Roll

CAREER NOTES

- Has started 30 career games at left tackle, three at left guard and two at right tackle
- Each of his 30 career starts came consecutively from 2021 to 2023
- Started the 2020 season finale at Rutgers at left tackle, becoming the first Husker true freshman to ever start a game at left tackle
- Became just the sixth true freshman offensive lineman to start a game in Nebraska history
- Played in three games total in 2020, becoming the 15th true freshman offensive lineman to play in a game in Nebraska history

SEASON HIGHLIGHTS

- Has played in every game

CAREER STATS

- **Games:** 45
(3 in 2020; 12 in 2021; 12 in 2022; 7 in 2023; 4 in 2024; 7 in 2025)
- **Starts:** 35
(1 in 2020; 11 in 2021; 12 in 2022; 7 in 2023; 4 in 2024)



KYLE CUNANAN #91

5-10 | 180 | SO. | PK
PHOENIX, ARIZ.

CAREER NOTES

- Transferred to Nebraska after playing two seasons at Charlotte and spending the 2025 spring season at Cal
- Made 14-of-20 field goals at Charlotte

2025 FBS TOP-25 RANKINGS

- Total Points Scored: 16th (64)
- Scoring Per Game: 17th (9.1)
- Field Goal Percentage: 19th (91.7)

SEASON HIGHLIGHTS

- Has started every game at place-kicker and has missed only one kick (11-12 FGs, 31-31 PATs)
- Leads Nebraska with 64 points
- Has also kicked off 18 times with nine touchbacks
- Connected on both field goals (22 and 52 yards) against Cincinnati, including a career-long 52-yarder in his first attempt as a Husker
- Scored a career-high 12 points against Akron, connecting on all nine PATs and his lone field goal attempt (35 yards)
- Had 11 points against Houston Christian with eight PATs and a 24-yard field goal
- Made two field goals (38 and 39 yards) and all three extra points against No. 21 Michigan
- Connected on a 27-yard field goal against Michigan State and was 5-of-5 on PATs
- Made two field goals (27 and 43 yards) on two tries at Maryland and was perfect on four extra points
- Was good on both field goals at Minnesota (30 and 33 yards)

GAME-BY-GAME

OPPONENT	XP-ATT	FG-ATT	LG	BK	PTS
Cincinnati	2-2	2-2	52	0	8
Akron	9-9	1-1	35	0	12
Houston Christian	8-8	1-1	24	0	11
Michigan	3-3	2-3	39	0	9
Michigan St.	5-5	1-1	27	0	7
Maryland	4-4	2-2	43	0	10
Minnesota	0-0	2-2	33	0	6
Northwestern					
USC					
UCLA					
Penn St.					
Iowa					

CAREER STATS

YEAR	G/S	PAT	FG	PCT.	PTS	LG
2023 [^]	12/10	16-16	9-15	60.0	43	49
2024 ^{^*}	3/3	5-5	5-5	100.0	20	31
2025	7/7	31-31	11-12	91.7	64	52
TOTAL	22/20	52-52	25-32	78.1	127	52

[^]at Charlotte; ^{*}redshirt

KICKOFFS: 69 att., 31 touchbacks

CAREER HIGHS

Field Goal Attempts	4 at Tulsa (2023)*
Field Goals Made	3 three times*
Long Field Goal	52 vs. Cincinnati (2025)
Points	12 vs. Akron (2025)
PATs	9 vs. Akron (2025)

*at Charlotte



KEONA DAVIS #97

6-5 | 275 | SO. | DL
TUCSON, ARIZ.

CAREER HONORS

- 2-Time Nebraska Scholar-Athlete Honor Roll

SEASON HIGHLIGHTS

- Has started every game and set career highs with 17 tackles, 7.5 TFLs and 0.5 sacks
- Made his first career start against Cincinnati and had three tackles
- Had one solo tackle against Akron
- Recorded a 1-yard TFL vs. No. 21 Michigan
- Had two tackles against Michigan State with a 1-yard TFL
- Finished with four tackles at Maryland
- Had a career-high six tackles at Minnesota, including a half sack for his first career sack

GAME-BY-GAME

OPPONENT	UT-AT-TT	TFL-YD	SACK-YD
Cincinnati	0-3-3	0.0-0	0.0-0
Akron	1-0-1	0.0-0	0.0-0
Houston Christian	0-0-0	0.0-0	0.0-0
Michigan	1-0-1	1.0-1	0.0-0
Michigan St.	0-2-2	1.0-1	0.0-0
Maryland	3-1-4	0.0-0	0.0-0
Minnesota	3-3-6	0.5-1	0.5-1
Northwestern			
USC			
UCLA			
Penn St.			
Iowa			

CAREER TACKLE STATS

YEAR	G/S	UT	AT	TT	TFL-YD	SCK-YD
2024	12/0	5	5	10	1.5-1	0.0-0
2025	7/7	8	9	17	2.5-3	0.5-1
TOTAL	19/7	13	14	27	4.0-4	0.5-1

CAREER MISCELLANEOUS STATS

YEAR	FF	FR	PBU	INT	QBH	BLK
2024	0	0	0	0	1	0
2025	0	0	0	0	0	0
TOTAL	0	0	0	0	1	0

*redshirt season

CAREER HIGHS

Tackles	6 at Minnesota (2025)
TFLs	1.0 three times
Sacks	0.5 at Minnesota (2025)
Breakups	none



JUSTIN EVANS #51

6-1 | 315 | JR. | OL
EAST ORANGE, N.J.

CAREER HONORS

- 2-Time Academic All-Big Ten
- 3-Time Nebraska Scholar-Athlete Honor Roll

CAREER NOTES

- Has started 16 career games at left guard, eight at center and one as a sixth offensive linemen

SEASON HIGHLIGHTS

- Has started every game at center
- Helped Nebraska total 728 yards against Akron, the eighth-highest total in school history

CAREER STATS

- **Games:** 32 (12 in 2023; 13 in 2024; 7 in 2025)
- **Starts:** 25 (5 in 2023; 13 in 2024; 7 in 2025)



KEVIN GALLIC #46

5-11 | 240 | SR. | LS
WARREN, N.J.

CAREER HONORS

- Nebraska Scholar-Athlete Honor Roll (Spring 2025)

2025 WATCH LIST

- Patrick Mannelly Long Snapping Award

CAREER NOTES

- Spent three seasons as the long snapper at FCS New Hampshire (2022-24) before transferring to Nebraska

SEASON HIGHLIGHTS

- Has handled nearly all long-snapping duties this season
- Handled all long-snapping duties in his Husker debut against Cincinnati
- Handled all snapping duties against Akron with the exception of the final extra point
- Did all of the long snapping vs. Houston Christian, Michigan, Michigan State, Maryland and Minnesota

CAREER STATS

- **Games:** 43 (13 in 2022*; 10 in 2023*; 13 in 2024*; 7 in 2025)
- **Tackles:** 1 solo, 2 assisted, 3 total

*at FCS New Hampshire



GUNNAR GOTTULA #77

6-6 | 305 | SO. | OL
LINCOLN, NEB.

CAREER HONORS

- Academic All-Big Ten (2024)
- 5-Time Nebraska Scholar-Athlete Honor Roll

PERSONAL NOTES

- His father, Ryan, is the head coach of Lincoln Southeast High School

CAREER NOTES

- Has started 13 career games at left tackle and three at right tackle

SEASON HIGHLIGHTS

- Has started every game with four starts at left tackle and three starts at right tackle
- Helped Nebraska total 728 yards against Akron, the eighth-highest total in school history
- Made his first career start at right tackle against Michigan State and was named the right tackle on the PFF National Team of the Week

CAREER STATS

- **Games:** 22 (4 in 2023; 11 in 2024; 7 in 2025)
- **Starts:** 16 (9 in 2024; 7 in 2025)



JALYN GRAMSTAD #12

**6-0 | 200 | SR. | QB
LESTER, IOWA**

CAREER HONORS

- 3-Time Nebraska Scholar-Athlete Honor Roll

PERSONAL NOTES

- Graduated from Northwestern College with a degree in business administration

CAREER NOTES

- Spent four seasons (2020-23) at Northwestern College, an NAIA program in Iowa
- Played defensive back his first two seasons at Northwestern before switching to QB in 2022
- Played in 23 games in two seasons as a defender, totaling 67 tackles, 1.5 TFL, 7 PBU & 5 INT
- In two seasons as a quarterback, threw for 6,237 yards and 60 passing touchdowns with 1,822 rushing yards and 31 rushing touchdowns
- Was the 2023 NAIA National Player of the Year

SEASON HIGHLIGHTS

- Made his season debut against Akron and completed both passes he attempted
- Completed all three passes against HCU

GAME-BY-GAME

OPPONENT	COMP-ATT	YDS	TD	INT
Cincinnati	-Did Not Play-			
Akron	2-2	2	0	0
Houston Christian	3-3	14	0	0
Michigan	-Did Not Play-			
Michigan St.	-Did Not Play-			
Maryland	-Did Not Play-			
Minnesota	-Did Not Play-			
Northwestern				
USC				
UCLA				
Penn St.				
Iowa				

CAREER PASSING STATS

YEAR	G/S	CMP-ATT	PCT	YDS	TD	INT
2024	1/0	1-3	33.3	11	0	0
2025	2/0	5-5	100.0	16	0	0
TOTAL	3/0	6-8	75.0	27	0	0

CAREER RUSHING STATS

YEAR	G/S	ATT.	NET	Y/A	Y/G	TD
2024	1/0	1	2	2.0	2.0	0
2025	2/0	0	0	0.0	0.0	0
TOTAL	3/0	1	2	2.0	0.7	0

CAREER PASSING HIGHS

Attempts	3 vs. UTEP (2024)
Completions	2 vs. Akron (2025)
Yards	11 vs. UTEP (2024)
Touchdowns	none
Long Pass	11 vs. UTEP (2024)

CAREER RUSHING HIGHS

Attempts	1 vs. UTEP (2024)
Yards	2 vs. UTEP (2024)
Touchdowns	none
Long Rush	2 vs. UTEP (2024)



REX GUTHRIE #21

**6-1 | 200 | R-FR. | DB
LITTLETON, COLO.**

CAREER HONORS

- 2-Time Nebraska Scholar-Athlete Honor Roll

SEASON HIGHLIGHTS

- Has played in every game with three starts
- Had three tackles in his Husker debut against Cincinnati as NU limited the Bearcats to 69 passing yards
- Also had three tackles against Akron with his first career TFL and his first career pass breakup as NU limited the Zips to 62 passing yards
- Led Nebraska with a career-high six tackles against Houston Christian while recorded a half tackle for loss
- Part of a secondary that limited HCU to 67 passing yards
- Marked the first time since 1990 that NU had limited three consecutive opponents to fewer than 100 passing yards
- Recorded five tackles against No. 21 Michigan
- Started the first game of his career against Michigan State and recorded five tackles
- Totaled four solo tackles in a start at Maryland
- Recorded five tackles in a start at Minnesota

GAME-BY-GAME

OPPONENT	UT-AT-TT	TFL-YD	PBU	INT
Cincinnati	1-2-3	0.0-0	0	0
Akron	1-2-3	1.0-3	1	0
Houston Christian	1-5-6	0.5-1	0	0
Michigan	4-1-5	0.0-0	0	0
Michigan St.	4-1-5	0.0-0	0	0
Maryland	4-0-4	0.0-0	0	0
Minnesota	1-4-5	0.0-0	0	0
Northwestern				
USC				
UCLA				
Penn St.				
Iowa				

CAREER TACKLE STATS

YEAR	G/S	UT	AT	TT	TFL-YD	SCK-YD
2024						Redshirt
2025	7/3	16	15	31	1.5-4	0.0-0
Total	7/3	16	15	31	1.5-4	0.0-0

CAREER MISCELLANEOUS STATS

YEAR	FF	FR	PBU	INT	QBH	BLK
2024						Redshirt
2025	0	0	1	0	0	0
Total	0	0	1	0	0	0

CAREER HIGHS

Tackles	6 vs. HCU (2025)
TFLs	1.0 vs. Akron (2025)
Sacks	none
Breakups	1 vs. Akron (2025)



HEINRICH HAABERG #10

6-5 | 230 | SR. | TE
KEARNEY, NEB.

CAREER HONORS

- 3-Time Academic All-Big Ten
- 7-Time Nebraska Scholar-Athlete Honor Roll

PERSONAL NOTES

- His father, Rod, was a walk-on fullback at Nebraska in the early 1990s
- Graduated with a degree in finance

CAREER NOTES

- Played quarterback his first four seasons on campus (2021-24)
- Went 5-3 as Nebraska's starting quarterback and accumulated 1,068 passing yards and 579 rushing yards with 13 total touchdowns
- Switched to tight end following the 2024 regular season and started at tight end in the 2024 Pinstripe Bowl
- Has started eight games at quarterback and one game at tight end in his career

CAREER SUPERLATIVES

- 100-Yard Rushing Games: 1

SEASON HIGHLIGHTS

- Has played in every game and has set career highs with seven receptions, 51 receiving yards and one receiving touchdown
- Had two carries for four yards against Cincinnati
- Had a 9-yard reception against Akron and also carried the ball once
- Caught a career-long 13-yard pass vs. HCU
- Set career highs with three receptions for 18 yards against No. 21 Michigan, catching a 3-yard touchdown pass for his first career receiving touchdown
- Had one catch and one carry against Michigan State
- Caught a 13-yard pass at Maryland that gave NU a 1st-and-goal on its game-winning touchdown drive with less than two minutes remaining

GAME-BY-GAME

OPPONENT	REC.	YDS	TD	LONG
Cincinnati	0	0	0	-
Akron	1	9	0	9
Houston Christian	1	13	0	8
Michigan	3	18	1	9
Michigan St.	1	-2	0	-2
Maryland	1	13	0	13
Minnesota	0	0	0	-
Northwestern				
USC				
UCLA				
Penn St.				
Iowa				

CAREER RECEIVING STATS

YEAR	G/S	REC.	YDS	Y/R	Y/G	TD
2021						
2022						
2023	10/8	2	12	6.0	1.2	0
2024	12/1	2	16	8.0	1.3	0
2025	7/0	7	51	7.3	7.3	1
TOTAL	29/9	11	79	7.2	2.7	1

PASSING: 87-175, 1,068 yds, 7 TDs, 8 INTs

CAREER RUSHING STATS

YEAR	G/S	ATT.	NET	Y/A	Y/G	TD
2021						
2022						
2023	10/8	120	477	4.0	47.7	5
2024	12/1	25	102	4.1	8.5	1
2025	7/0	5	4	0.8	0.6	0
TOTAL	29/9	150	583	3.9	20.1	6

CAREER RECEIVING HIGHS

Receptions	3 vs. #21 Michigan (2025)
Receiving Yards	18 vs. #21 Michigan (2025)
Receiving Touchdowns	1 vs. #21 Michigan (2025)
Long Reception	13 twice

CAREER RUSHING HIGHS

Attempts	21 vs. Northern Illinois (2023)
Yards	157 vs. Louisiana Tech (2023)
Touchdowns	1 six times
Long Rush	72 [TD] vs. La. Tech (2023)



MALCOLM HARTZOG JR. #7

5-9 | 185 | SR. |
SILVER CREEK, MISS.

CAREER HONORS

- Honorable-Mention All-Big Ten (2024)
- B1G Freshman of the Week (10/3/22)
- 2-Time Academic All-Big Ten
- 5-Time Nebraska Scholar-Athlete Honor Roll

PERSONAL NOTES

- Was the first Mississippi native to sign with Nebraska out of high school since 2004

CAREER NOTES

- Has played both cornerback and safety in his career, starting 20 games at cornerback and 12 at safety

SEASON HIGHLIGHTS

- 1 of 10 Huskers to win a team vote to wear a single-digit number
- Started Nebraska's first two games before suffering an injury
- Led an outstanding secondary performance against Cincinnati, as the Huskers limited the Bearcats to 69 passing yards on 25 attempts
- Had one solo tackle with a pass breakup and his eighth career interception
- His interception came in the end zone on the next-to-last play of the game to secure the 20-17 win
- Did not have a tackle against Akron but posted his first career quarterback hurry
- Missed the Houston Christian, Michigan, Michigan State, Maryland and Minnesota games with an injury

HARTZOG JR. GAME-BY-GAME

OPPONENT	UT-AT-TT	TFL-YD	PBU	INT
Cincinnati	1-0-1	0.0-0	1	1
Akron	0-0-0	0.0-0	0	0
Houston Christian	-Did Not Play-			
Michigan	-Did Not Play-			
Michigan St.	-Did Not Play-			
Maryland	-Did Not Play-			
Minnesota	-Did Not Play-			
Northwestern				
USC				
UCLA				
Penn St.				
Iowa				

CAREER TACKLE STATS

YEAR	G/S	UT	AT	TT	TFL-YD	SCK-YD
2022	12/8	12	10	22	1.0-2	0.0-0
2023	12/10	26	14	40	1.5-3	0.0-0
2024	12/12	33	12	45	2.0-4	0.0-0
2025	2/2	1	0	1	0.0-0	0.0-0
TOTAL	38/32	72	36	108	4.5-9	0.0-0

CAREER MISCELLANEOUS STATS

YEAR	FF	FR	PBU	INT	QBH	BLK
2022	0	0	2	3	0	0
2023	0	0	6	0	0	0
2024	0	0	4	4	0	0
2025	0	0	1	1	1	0
TOTAL	0	0	13	8	1	0

CAREER HIGHS

Tackles	6 twice
TFLs	2.0 at Iowa (2024)
Sacks	none
Breakups	1 13 times
Interceptions	1 eight times
Punt Return TD	1 vs. Indiana [blocked] (2022)



JOHN HOHL #90

6-0 | 195 | SO. | PK
LINCOLN, NEB.

CAREER HONORS

- 3-Time Nebraska Scholar-Athlete Honor Roll

NEBRASKA RECORD

- Longest Road FG: 54 yards at Ohio St. (2024)

CAREER NOTES

- Transferred to Nebraska after spending one season and redshirting at Iowa Western in 2023
- His brother, Jacob, was a punter at Nebraska in 2022 and 2023

SEASON HIGHLIGHTS

- Has played in six games as Nebraska's primary kickoff specialist
- Leads Nebraska with 28 kickoffs and 14 touchbacks
- Kicked off twice against Cincinnati and Akron
- Had four touchbacks on nine kickoffs against Houston Christian
- Recorded four touchbacks on five kickoffs against Michigan State
- Had five touchbacks on seven kickoffs at Maryland
- Had one touchback on three kickoffs at Minnesota

GAME-BY-GAME

OPPONENT	XP-ATT	FG-ATT	LG	BK	PTS
Cincinnati	0-0	0-0	-	0	0
Akron	0-0	0-0	-	0	0
Houston Christian	0-0	0-0	-	0	0
Michigan	-Did Not Play-				
Michigan St.	0-0	0-0	-	0	0
Maryland	0-0	0-0	-	0	0
Minnesota	0-0	0-0	-	0	0
Northwestern					
USC					
UCLA					
Penn St.					
Iowa					

CAREER STATS

YEAR	G/S	PAT	FG	PCT.	PTS	LG
2024	13/10	23-25	10-15	66.7	53	54
2025	6/0	0-0	0-0	0.0	0	-
Total	19/10	23-25	10-15	66.7	53	54

KICKOFFS: 45 att., 19 touchbacks
TACKLES: 1 solo, 0 assisted, 1 total

CAREER HIGHS

Field Goal Attempts	3 three times
Field Goals Made	3 twice
Long Field Goal	54 at Ohio St. (2024)
Points	14 vs. Wisconsin (2024)
PATs	5 vs. Wisconsin (2024)
Kickoffs	9 vs. HCU (2025)
Touchbacks	5 at Maryland (2025)



NYZIAH HUNTER #13

6-1 | 205 | SO. | WR
SALINAS, CALIF.

CAREER HONORS

- Nebraska Scholar-Athlete Honor Roll (Spring 2025)

CAREER NOTES

- Spent two seasons at Cal (2023-24) before transferring to Nebraska
- After redshirting in 2023, played in 12 games with eight starts in 2024, recording 40 catches for 578 yards five touchdowns

CAREER SUPERLATIVES

- 100-Yard Receiving Games: 1
- 2-Touchdown Receiving Games: 2

SEASON HIGHLIGHTS

- Has started every game and leads NU with 455 receiving yards and is tied for the team lead with four receiving touchdowns
- Ranks 6th in the Big Ten in yards per reception (16.9)
- Led the team with 65 receiving yards on a career-high six catches against Cincinnati
- Caught a 5-yard touchdown pass with 11 seconds remaining in the first half
- Caught four passes for 82 yards against Akron
- Had a 16-yard reception vs. Houston Christian
- Caught two passes for 34 yards against No. 21 Michigan
- Led Nebraska with 93 receiving yards against Michigan State, including a 59-yard touchdown
- Had five catches for a career-high 125 yards at Maryland, posting his first career 100-yard receiving game
- Also tied his career high with two touchdown catches, including a career-long 64-yard touchdown catch
- Caught five passes for 40 yards at Minnesota

HUNTER GAME-BY-GAME

OPPONENT	REC.	YDS	TD	LONG
Cincinnati	6	65	1	24
Akron	4	82	0	36
Houston Christian	1	16	0	16
Michigan	2	34	0	21
Michigan St.	4	93	1	59
Maryland	5	125	2	64
Minnesota	5	40	0	12
Northwestern				
USC				
UCLA				
Penn St.				
Iowa				

CAREER RECEIVING STATS

YEAR	G/S	REC.	YDS	Y/R	Y/G	TD
2023*						
					Redshirt	
2024*	12/8	40	578	14.5	48.2	5
2025	7/7	27	455	16.9	65.0	4
TOTAL	19/15	67	1,033	15.4	54.4	9

*at Cal

RUSHING: 1 att., 6 yds, 0 TDs

CAREER HIGHS

Receptions	6 vs. Cincinnati (2025)
Receiving Yards	125 at Maryland (2025)
Receiving Touchdowns	2 twice
Long Reception	64 at Maryland [TD] (2025)



ELIJAH
JEUDY

#16

6-3 | 300 | SR. | DL
PHILADELPHIA, PA.

CAREER HONORS

- Academic All-Big Ten (2024)
- 3-Time Nebraska Scholar-Athlete Honor Roll

PERSONAL NOTES

- Graduated with a degree in child, youth and family studies
- Is married and has one son

CAREER NOTES

- Spent two seasons at Texas A&M (2021-22), playing in three games and recording one tackle

SEASON HIGHLIGHTS

- Has started every game
- Had two tackles against Akron
- Made one solo stop vs. Houston Christian
- Tied his career high with three tackles against No. 21 Michigan and forced a fumble
- Had two tackles with a 10-yard sack vs. MSU
- Recorded one tackle at Maryland
- Totaled three tackles at Minnesota

GAME-BY-GAME

OPPONENT	UT-AT-TT	TFL-YD	SACK-YD
Cincinnati	0-0-0	0.0-0	0.0-0
Akron	0-2-2	0.0-0	0.0-0
Houston Christian	1-0-1	0.0-0	0.0-0
Michigan	2-1-3	0.0-0	0.0-0
Michigan St.	1-1-2	1.0-10	1.0-10
Maryland	1-0-1	0.0-0	0.0-0
Minnesota	2-1-3	0.0-0	0.0-0
Northwestern			
USC			
UCLA			
Penn St.			
Iowa			

CAREER TACKLE STATS

YEAR	G/S	UT	AT	TT	TFL-YD	SCK-YD
2021^*	1/0	0	1	1	0.0-0	0.0-0
2022^	2/0	0	0	0	0.0-0	0.0-0
2023	11/0	4	4	8	1.0-3	0.0-0
2024	13/1	9	4	13	2.0-4	0.0-0
2025	7/7	7	5	12	1.0-10	1.0-10
TOTAL	34/8	20	14	34	4.0-17	1.0-10

^at Texas A&M; *redshirt season

CAREER MISCELLANEOUS STATS

YEAR	FF	FR	PBU	INT	QBH	BLK
2021^*	0	0	0	0	0	0
2022^	0	0	0	0	0	0
2023	0	0	0	0	0	1
2024	0	1	0	0	1	0
2025	1	0	0	0	0	0
TOTAL	1	1	0	0	1	1

^at Texas A&M; *redshirt season

CAREER HIGHS

Tackles	3 three times
TFLs	1.0 three times
Sacks	1.0 vs. Michigan St. (2025)
Breakups	none
Blocked Field Goal	1 vs. Purdue (2023)



EMMETT JOHNSON #21

5-11 | 200 | JR. | RB
MINNEAPOLIS, MINN.

CAREER HONORS

- 2-Time Academic All-Big Ten
- 5-Time Nebraska Scholar-Athlete Honor Roll

2025 WATCH LIST

- Doak Walker Award

CAREER SUPERLATIVES

- 100-yard rushing games: 4
- Games with 2+ rushing touchdowns: 3
- Games with 3+ rushing touchdowns: 1

2025 FBS TOP-25 RANKINGS

- Yards From Scrimmage: 5th (880)
- Yards From Scrimmage Per Game: 5th (125.7)
- Rushing Yards: 8th (713)
- Rushing Yards Per Game: 11th (101.9)
- All-Purpose Yards Per Game: 12th (125.7)
- Carries: 15th (119)
- Total Touchdowns: 20th (8)
- Rushing Touchdowns: 25th (7)

SEASON HIGHLIGHTS

- Has started every game and leads Nebraska with 119 carries, 713 rushing yards, seven rushing touchdowns, 29 catches and 880 all-purpose yards
- His 713 rushing yards are the most by a Husker since 2022
- Leads the Big Ten in carries, rushing yards and yards from scrimmage
- Leads the Big Ten and ranks 3rd among Power Four players in yards from scrimmage
- Leads all Big Ten running backs in receptions
- Had 32 offensive touches on Nebraska's 78 total plays against Cincinnati
- Had a career-high 25 carries for 108 yards, his second career 100-yard rushing game
- Also led Nebraska with seven receptions as he totaled 27 receiving yards
- Had 140 rushing yards with two touchdowns against Akron
- Became the first Husker with back-to-back 100-yard rushing games since 2022
- Had a career-long 47-yard run against Akron
- Also caught two passes for seven yards, including a 4-yard touchdown reception
- Had 78 yards on 13 carries against Houston Christian while scoring two rushing touchdowns for the second straight game
- Had 19 carries for 65 yards and five receptions for 32 yards against No. 21 Michigan, totaling 97 yards from scrimmage
- Totaled 120 yards from scrimmage against Michigan State
- Had 13 carries for 83 yards with a career-high three rushing touchdowns against the Spartans while leading NU with six receptions totaling 37 receiving yards
- Rushed for a career-high 176 yards on 21 carries at Maryland

- Added two catches for 20 yards against the Terps to record 196 scrimmage yards and surpass 2,000 career yards from scrimmage
- His 176 yards marked the most rushing yards by a Husker since 2022 and the most by a Husker in a Big Ten Conference game since 2020
- Totaled 100 yards from scrimmage on 19 touches at Minnesota, including 14 carries for 63 yards and five catches for 37 yards

RUSHING GAME-BY-GAME

OPPONENT	ATT.	YDS	TD	LONG
Cincinnati	25	108	0	16
Akron	14	140	2	47
Houston Christian	13	78	2	17
Michigan	19	65	0	14
Michigan St.	13	83	3	23
Maryland	21	176	0	50
Minnesota	14	63	0	12
Northwestern				
USC				
UCLA				
Penn St.				
Iowa				

RECEIVING GAME-BY-GAME

OPPONENT	REC.	YDS	TD	LONG
Cincinnati	7	27	0	9
Akron	2	7	1	4
Houston Christian	2	7	0	5
Michigan	5	32	0	8
Michigan St.	6	37	0	9
Maryland	2	20	0	10
Minnesota	5	37	0	12
Northwestern				
USC				
UCLA				
Penn St.				
Iowa				

CAREER RUSHING STATS

YEAR	G/S	ATT.	NET	Y/A	Y/G	TD
2022*	4/0	0	0	0.0	0.0	0
2023	12/6	90	411	4.6	34.3	2
2024	13/5	117	598	5.1	46.0	1
2025	7/7	119	713	6.0	101.9	7
TOTAL	36/18	326	1,722	5.3	47.8	10

*redshirt season

KICKOFF RETURNS: 3 ret., 39 yds, 0 TDs

CAREER RECEIVING STATS

YEAR	G/S	REC.	YDS	Y/R	Y/G	TD
2022*	4/0	0	0	0.0	0.0	0
2023	12/6	7	46	6.6	3.8	0
2024	13/5	39	286	7.3	22.0	2
2025	7/7	29	167	5.8	23.9	1
TOTAL	36/18	75	499	6.7	13.9	3

*redshirt season

CAREER RUSHING HIGHS

Rushing Attempts	25 vs. Cincinnati (2025)
Rushing Yards	176 at Maryland (2025)
Rushing TDs	3 vs. Michigan St. (2025)
Long Rush	50 at Maryland (2025)

CAREER RECEIVING HIGHS

Receptions	7 twice
Receiving Yards	85 vs. Wisconsin (2024)
Receiving TDs	1 three times
Long Reception	29 at USC (2024)

NEBRASKA CAREER RECEPTIONS BY A RUNNING BACK

RK.	PLAYER, YEARS	REC.
1.	Marlon Lucky, 2005-08	135
2.	Jeff Kinney, 1969-71	82
3.	Emmett Johnson, 2022-pres.	75

NEBRASKA CAREER RECEIVING YARDS BY A RUNNING BACK

RK.	PLAYER, YEARS	YARDS
1.	Marlon Lucky, 2005-08	1,379
2.	Jeff Kinney, 1969-71	864
3.	Cory Ross, 2002-05	729
4.	Ameer Abdullah, 2011-14	690
5.	Rex Burkhead, 2009-12	507
6.	Roy Helu Jr., 2007-10	501
7.	Emmett Johnson, 2022-pres.	499



DONOVAN JONES #37

6-1 | 200 | R-FR. | DB
OMAHA, NEB.

CAREER HONORS

- 2-Time Nebraska Scholar-Athlete Honor Roll

SEASON HIGHLIGHTS

- Has played in every game with five starts
- Had three tackles and his first career pass breakup against Cincinnati as the Huskers held the Bearcats to 69 passing yards on 25 attempts
- Had one solo tackle vs. Akron and helped the Huskers hold the Zips to 62 passing yards on 23 attempts
- Made the first start of his career against Houston Christian and had a career-high four tackles with a half tackle for loss
- HCU held to 67 passing yards, marking the first time since 1990 that NU limited three straight opponents to fewer than 100 passing yards
- Made six tackles against No. 21 Michigan
- Had a career-high seven tackles vs. Michigan State
- Totaled two solo tackles at Maryland
- Recorded three solo tackles at Minnesota

GAME-BY-GAME

OPPONENT	UT-AT-TT	TFL-YD	PBU	INT
Cincinnati	2-1-3	0.0-0	1	0
Akron	1-0-1	0.0-0	0	0
Houston Christian	3-1-4	0.5-3	0	0
Michigan	4-2-6	0.0-0	0	0
Michigan St.	2-5-7	0.0-0	0	0
Maryland	2-0-2	0.0-0	0	0
Minnesota	3-0-3	0.0-0	0	0
Northwestern				
USC				
UCLA				
Penn St.				
Iowa				

CAREER TACKLE STATS

YEAR	G/S	UT	AT	TT	TFL-YD	SCK-YD
2024*	5/0	3	2	5	1.0-2	0.0-0
2025	7/5	17	9	26	0.5-3	0.0-0
TOTAL	12/5	20	11	31	1.5-5	0.0-0

*redshirt

CAREER MISCELLANEOUS STATS

YEAR	FF	FR	PBU	INT	QBH	BLK
2024*	0	0	0	0	0	0
2025	0	0	1	0	0	0
TOTAL	0	0	1	0	0	0

*redshirt

CAREER HIGHS

Tackles	7 vs. Michigan St. (2025)
TFLs	1.0 vs. Boston College (2024)
Sacks	none
Breakups	1 vs. Cincinnati (2025)
Interceptions	none



DANE KEY #6

6-3 | 210 | SR. | WR
LEXINGTON, KY.

CAREER HONORS

- 2025 Team Captain
- Nebraska Scholar-Athlete Honor Roll (Spring 2025)

2025 WATCH LIST

- Senior Bowl Top 300 List

CAREER SUPERLATIVES

- 100-yard receiving games: 4
- 2-Touchdown Receiving Games: 1

CAREER NOTES

- Was a three-year starter at Kentucky (2022-24) before transferring to Nebraska
- Caught 126 passes for 1,870 yards and 14 touchdowns over 38 games and 35 starts with the Wildcats

SEASON HIGHLIGHTS

- 1 of 10 Huskers to win a team vote to wear a single-digit number
- Has started every game and is tied for the team lead with four touchdown catches while ranking 3rd with 269 receiving yards
- Caught six passes for 51 yards against Cincinnati
- Caught a 3-yard touchdown pass on fourth down in the fourth quarter for what proved to be the game-winning score
- Had three catches for 35 yards against Akron, including an 18-yard touchdown
- Caught four passes for 104 yards - all in the first half - against Houston Christian, including a 39-yard touchdown
- Eclipsed 2,000 career receiving yards against HCU
- Recorded three receptions for 36 yards against No. 21 Michigan
- Had four catches for 43 yards at Maryland, including the game-winning 3-yard touchdown grab with 1:08 remaining

GAME-BY-GAME

OPPONENT	REC.	YDS	TD	LONG
Cincinnati	6	51	1	15
Akron	3	35	1	18
Houston Christian	4	104	1	40
Michigan	3	36	0	21
Michigan St.	0	0	0	-
Maryland	4	43	1	19
Minnesota	0	0	0	-
Northwestern				
USC				
UCLA				
Penn St.				
Iowa				

CAREER RECEIVING STATS

YEAR	G/S	REC.	YDS	Y/R	Y/G	TD
2022*	13/12	37	519	14.0	39.9	6
2023*	13/12	42	636	15.1	48.9	6
2024*	12/11	47	715	15.2	59.6	2
2025	7/7	20	269	13.5	38.4	4
TOTAL	45/42	146	2,139	14.7	47.5	18

*at Kentucky

RUSHING: 1 att., -2 yds, 0 TDs

CAREER HIGHS

Receptions	8 twice*
Receiving Yards	145 vs. Ohio (2024)*
Receiving Touchdowns	2 at Missouri (2022)*
Long Reception	58 vs. Clemson (2023)*

*at Kentucky

ACTIVE FBS CAREER RECEIVING YARDS

RK.	PLAYER, SCHOOL	YARDS
1.	Corey Rucker, Arkansas St.	3,481
2.	Caullin Lacy, Louisville	3,039
3.	CJ Daniels, Miami	2,782
4.	Elijah Saratt, Indiana	2,751
5.	Ashtyn Hawkins, Baylor	2,711
6.	Eric McAlister, TCU	2,497
7.	De'Zhaun Stribling, Ole Miss	2,458
8.	Trayvon Rudolph, Toledo	2,335
9.	Skyler Bell, UConn	2,302
10.	Chase Roberts, BYU	2,247
11.	Jordyn Tyson, Arizona St.	2,199
12.	Malachi Fields, Notre Dame	2,197
13.	Junior Vandeross III, Toledo	2,195
14.	Dane Key, Nebraska	2,139

ACTIVE FBS CAREER RECEIVING TDs

RK.	PLAYER, SCHOOL	TDs
1.	CJ Daniels, Miami	26
2.	Corey Rucker, Arkansas St.	25
	Elijah Sarratt, Indiana	25
4.	Jeremiah Smith, Ohio St.	22
	Jordyn Tyson, Arizona St.	22
	KC Concepcion, Texas A&M	22
7.	Eric McAlister, TCU	21
	Pofele Ashlock, Hawaii	21
	Tanner Koziol, Houston	21
10.	RJ Maryland, SMU	19
	t-11. Dane Key, Nebraska	18



TJ LATEEF #14

6-1 | 200 | FR. | QB
COMPTON, CALIF.

CAREER HONORS

- Nebraska Scholar-Athlete Honor Roll (Spring 2025)

SEASON HIGHLIGHTS

- Is NU's No. 2 quarterback as a true freshman
- Has played in two games
- Made his Husker debut in impressive fashion against Akron
- Completed 6-of-7 passes for 128 yards and carried twice for 17 yards, including an 8-yard touchdown for his first career score
- Was even better against Houston Christian, completing 5-of-5 passes for 126 yards and one touchdown, including a 62-yard touchdown pass
- Also had a rushing touchdown vs. HCU

GAME-BY-GAME

OPPONENT	COMP-ATT	YDS	TD	INT
Cincinnati	-Did Not Play-			
Akron	6-7	128	0	0
Houston Christian	5-5	126	1	0
Michigan	-Did Not Play-			
Michigan St.	-Did Not Play-			
Maryland	-Did Not Play-			
Minnesota	-Did Not Play-			
Northwestern				
USC				
UCLA				
Penn St.				
Iowa				

CAREER PASSING STATS

YEAR	G/S	CMP-ATT	PCT	YDS	TD	INT
2025	2/0	11-12	91.7	254	1	0

CAREER RUSHING STATS

YEAR	G/S	ATT.	NET	Y/A	Y/G	TD
2025	2/0	5	32	6.4	16.0	2

CAREER PASSING HIGHS

Attempts	7 vs. Akron (2025)
Completions	6 vs. Akron (2025)
Yards	128 vs. Akron (2025)
Touchdowns	1 vs. HCU (2025)
Long Pass	62 vs. HCU (2025)

CAREER RUSHING HIGHS

Attempts	3 vs. HCU (2025)
Yards	17 vs. Akron (2025)
Touchdowns	1 twice
Long Rush	9 vs. Akron (2025)



CAMERON LENHARDT #11

6-3 | 270 | JR. | DL
STATEN ISLAND, N.Y.

CAREER HONORS

- Honorable-Mention Freshman All-American (2023)
- Academic All-Big Ten (2024)
- 3-Time Nebraska Scholar-Athlete Honor Roll

SEASON HIGHLIGHTS

- Has played in every game with six starts
- Recorded three tackles against Cincinnati
- Totaled three tackles with a half TFL vs. Akron
- Had his first career pass breakup against #21 Michigan
- Totaled three tackles with a 10-yard sack and a quarterback hurry against Michigan State
- Had one solo tackle at Minnesota

GAME-BY-GAME

OPPONENT	UT-AT-TT	TFL-YD	SACK-YD
Cincinnati	0-3-3	0.0-0	0.0-0
Akron	1-2-3	0.5-0	0.0-0
Houston Christian	0-0-0	0.0-0	0.0-0
Michigan	0-0-0	0.0-0	0.0-0
Michigan St.	2-1-3	1.0-10	1.0-10
Maryland	0-0-0	0.0-0	0.0-0
Minnesota	1-0-1	0.0-0	0.0-0
Northwestern			
USC			
UCLA			
Penn St.			
Iowa			

CAREER TACKLE STATS

YEAR	G/S	UT	AT	TT	TFL-YD	SCK-YD
2023	10/4	9	7	16	5.0-22	3.0-17
2024	13/2	7	9	16	3.0-8	0.5-3
2025	7/6	4	6	10	1.5-10	1.0-10
TOTAL	30/12	20	22	42	9.5-40	4.5-30

CAREER MISCELLANEOUS STATS

YEAR	FF	FR	PBU	INT	QBH	BLK
2023	0	0	0	0	1	0
2024	0	0	0	0	2	0
2025	0	0	1	0	1	0
TOTAL	0	0	1	0	4	0

CAREER HIGHS

Tackles	4 twice
TFLs	2.0 at Colorado (2023)
Sacks	2.0 at Colorado (2023)
Breakups	1 vs. #21 Michigan (2025)



HENRY LUTOVSKY #59

6-6 | 320 | SR. | OL
CRAWFORDSVILLE, IOWA

CAREER HONORS

- 2025 Team Captain
- 2-Time Academic All-Big Ten
- 8-Time Nebraska Scholar-Athlete Honor Roll

PERSONAL NOTES

- Graduated with a degree in criminology and criminal justice

CAREER NOTES

- Has made 15 career starts at right guard with seven starts at left guard

SEASON HIGHLIGHTS

- Has started every game at left guard
- Helped Nebraska total 728 yards against Akron, the eighth-highest total in school history

CAREER STATS

- **Games:** 45
(2 in 2021; 12 in 2022; 12 in 2023; 12 in 2024; 7 in 2025)
- **Starts:** 22
(2 in 2022; 2 in 2023; 11 in 2024; 7 in 2025)



**LUKE
LINDENMEYER #44**

**6-3 | 250 | JR. | TE
LA VISTA, NEB.**

CAREER HONORS

- 2-Time Academic All-Big Ten
- 7-Time Nebraska Scholar-Athlete Honor Roll

PERSONAL NOTES

- Proposed to his fiance, Kailyn Storovich, on the field following the Akron game

SEASON HIGHLIGHTS

- Has started every game this season and has at least one catch in every game
- Has more receptions (23), receiving yards (248) and receiving touchdowns (2) in seven games this season than he had in 27 career games entering this season
- Ranks 2nd among Big Ten tight ends in receptions and 4th in receiving yards
- Had five catches for 47 yards against Cincinnati, setting career highs in both categories
- Had five catches and 47 yards after entering the game with five catches for 50 yards in his first 27 career games
- Caught three passes for 44 yards against Akron, including a 10-yard touchdown reception for his first career score
- Had a 9-yard reception vs. Houston Christian
- Set career highs with seven receptions and 60 receiving yards against No. 21 Michigan
- Caught a 6-yard pass against Michigan State
- Had two catches for 30 yards at Maryland with a 7-yard touchdown and a career-long-tying 23-yard catch on NU's game-winning drive
- Caught four passes at Minnesota and led Nebraska with 52 receiving yards

GAME-BY-GAME

OPPONENT	REC.	YDS	TD	LONG
Cincinnati	5	47	0	19
Akron	3	44	1	22
Houston Christian	1	9	0	9
Michigan	7	60	0	23
Michigan St.	1	6	0	6
Maryland	2	30	1	23
Minnesota	4	52	0	29
Northwestern				
USC				
UCLA				
Penn St.				
Iowa				

CAREER RECEIVING STATS

YEAR	G/S	REC.	YDS	Y/R	Y/G	TD
2022*	1/0	0	0	0.0	0.0	0
2023	13/5	0	0	0.0	0.0	0
2024	13/2	5	50	10.0	3.8	0
2025	7/7	23	248	10.8	35.4	2
TOTAL	34/14	28	298	10.6	8.8	2

RUSHING: 1 att., -2 yds, 0 TDs

*redshirt season

CAREER HIGHS

Receptions	7 vs. #21 Michigan (2025)
Receiving Yards	60 vs. #21 Michigan (2025)
Receiving Touchdowns	1 twice
Long Reception	29 at Minnesota (2025)



**ANDREW
MARSHALL #10**

**6-0 | 190 | JR. | DB
EASTVALE, CALIF.**

CAREER HONORS

- First-Team All-Big Sky CB (2024 at Idaho)
- Honorable-Mention All-Big Sky KR (2024 at Idaho)
- Nebraska Scholar-Athlete Honor Roll (Spring 2025)

CAREER NOTES

- Was an all-conference cornerback during his two seasons at FCS Idaho (2023-24)
- Started 14 games with the Vandals and totaled 72 tackles, 1.5 TFLs and eight pass breakups
- Was also a top returner at Idaho, returning both a punt and kickoff for a touchdown

SEASON HIGHLIGHTS

- Has started every game this season
- Started against Cincinnati and had five tackles with one pass breakup as Nebraska held Cincinnati to 69 passing yards on 25 attempts
- Had a TFL against Akron when NU limited the Zips to 62 passing yards on 23 attempts
- Recorded five tackles and 1.0 TFL against Houston Christian and helped limit the Huskies to 67 passing yards
- Marked the first time since 1990 that NU had limited three consecutive opponents to fewer than 100 passing yards
- Recorded four tackles against No. 21 Michigan
- Had five tackles with a 5-yard TFL against Michigan State
- Totaled four solo tackles at Maryland
- Recorded one solo tackle at Minnesota

MARSHALL GAME-BY-GAME

OPPONENT	UT-AT-TT	TFL-YD	PBU	INT
Cincinnati	2-3-5	0.0-0	1	0
Akron	1-0-1	1.0-1	0	0
Houston Christian	4-1-5	1.0-1	0	0
Michigan	2-2-4	0.0-0	0	0
Michigan St.	4-1-5	1.0-5	0	0
Maryland	4-0-4	0.0-0	0	0
Minnesota	1-0-1	0.0-0	0	0
Northwestern				
USC				
UCLA				
Penn St.				
Iowa				

CAREER TACKLE STATS

YEAR	G/S	UT	AT	TT	TFL-YD	SCK-YD
2023*	13/1	13	9	22	0.5-3	0.0-0
2024*	13/13	31	19	50	1.0-2	0.0-0
2025	7/7	18	7	25	3.0-7	0.0-0
TOTAL	33/21	62	35	97	4.5-12	0.0-0

*at FCS Idaho

CAREER MISCELLANEOUS STATS

YEAR	FF	FR	PBU	INT	QBH	BLK
2023*	0	0	5	0	0	0
2024*	1	1	3	0	0	0
2025	0	0	1	0	0	0
TOTAL	1	1	9	0	0	0

*at FCS Idaho

KICKOFF RETURNS: 9 ret., 373 yds, 1 TD

PUNT RETURNS: 14 ret., 150 yds, 1 TD

CAREER HIGHS

Tackles	9 at Oregon (2024)*
TFLs	1.0 four times
Sacks	none
Breakups	2 vs. Albany (2023)*
Interceptions	none
Kickoff Returns	3 at Idaho St. (2024)*
Kickoff Return Yards	181 at Idaho St. (2024)*

*at FCS Idaho



DASAN McCULLOUGH #15

6-5 | 235 | SR. | LB
KANSAS CITY, KAN.

CAREER HONORS

- **Honorable-Mention Freshman All-American (2022 at Indiana)**
- **Honorable-Mention All-Big Ten (2022 at Indiana)**
- **Nebraska Scholar-Athlete Honor Roll (Spring 2025)**

PERSONAL NOTES

- His father, Deland, is the running backs coach for the Las Vegas Raiders and previously coached running backs for the Kansas City Chiefs (2018-2020)
- Deland was also the running backs coach at Indiana (2011-16 & 2021), USC (2017) and Notre Dame (2022-24)
- His brother, Deland McCullough II, was a defensive back at Miami (Ohio) and Indiana

CAREER NOTES

- Played at both Indiana (2022) and Oklahoma (2023-24) before transferring to Nebraska
- Was an honorable-mention All-Big Ten pick in his lone season as a Hoosier, totaling 49 tackles with 6.5 TFLs and 4.0 sacks
- Totaled 47 tackles and 7.0 TFLs over 17 games and eight starts at Oklahoma

SEASON HIGHLIGHTS

- Has played in every game with four starts
- Is tied for the team lead with 2.0 sacks and is tied for 2nd with 5.0 tackles for loss
- Had four tackles with one pass breakup against Cincinnati
- Totaled the 100th tackle of his career against the Bearcats
- Had two solo tackles against Akron
- Recorded an 11-yard sack against Houston Christian
- Had two tackles for loss against No. 21 Michigan, including a 6-yard sack
- Had a half tackle for loss and a quarterback hurry against Michigan State
- Recorded three tackles at Maryland with 1.5 tackles for loss
- Finished with three tackles at Minnesota

GAME-BY-GAME

OPPONENT	UT-AT-TT	TFL-YD	SACK-YD
Cincinnati	1-3-4	0.0-0	0.0-0
Akron	2-0-2	0.0-0	0.0-0
Houston Christian	1-0-1	1.0-11	1.0-11
Michigan	2-0-2	2.0-10	1.0-6
Michigan St.	0-1-1	0.5-2	0.0-0
Maryland	2-1-3	1.5-5	0.0-0
Minnesota	2-1-3	0.0-0	0.0-0
Northwestern			
USC			
UCLA			
Penn St.			
Iowa			

CAREER TACKLE STATS

YEAR	G/S	UT	AT	TT	TFL-YD	SCK-YD
2022*	12/4	32	17	49	6.5-38	4.0-33
2023^	10/7	15	15	30	3.5-4	0.0-0
2024^	7/1	10	7	17	2.5-6	0.0-0
2025	7/4	10	6	16	5.0-28	2.0-17
TOTAL	36/16	67	45	112	17.5-76	6.0-50

*at Indiana; ^at Oklahoma

CAREER MISCELLANEOUS STATS

YEAR	FF	FR	PBU	INT	QBH	BLK
2022*	0	0	3	0	3	0
2023^	0	0	3	0	3	0
2024^	0	0	0	0	0	0
2025	0	0	1	0	1	0
TOTAL	0	0	7	0	7	0

*at Indiana; ^at Oklahoma

CAREER HIGHS

Tackles	8 at Rutgers (2022)*
TFLs	2.0 twice
Sacks	2.0 vs. Idaho (2022)*
Breakups	2 vs. Maryland (2022)*

*at Indiana



DAWSON MERRITT #40

6-3 | 225 | FR. | LB
STILWELL, KAN.

CAREER HONORS

- Nebraska Scholar-Athlete Honor Roll (Spring 2025)

PERSONAL NOTES

- Dawson's father, Dave Merritt, is the defensive backs coach for the Kansas City Chiefs
- Dave Merritt is in his 7th season with the Chiefs in 2025 and his 25th season as an NFL coach
- Prior to coaching, Dave was an All-ACC linebacker at North Carolina State

SEASON HIGHLIGHTS

- Has played in every game with two starts
- Recorded his first career tackle with a solo stop against Akron
- Had a career-high four tackles against Houston Christian with his first career tackle for loss (half TFL) and first career quarterback hurry
- Made his first career start against Michigan State and had two tackles, including a half TFL
- Also started at Maryland

GAME-BY-GAME

OPPONENT	UT-AT-TT	TFL-YD	SACK-YD
Cincinnati	0-0-0	0.0-0	0.0-0
Akron	1-0-1	0.0-0	0.0-0
Houston Christian	2-2-4	0.5-1	0.0-0
Michigan	0-0-0	0.0-0	0.0-0
Michigan St.	0-2-2	0.5-0	0.0-0
Maryland	0-0-0	0.0-0	0.0-0
Minnesota	0-0-0	0.0-0	0.0-0
Northwestern			
USC			
UCLA			
Penn St.			
Iowa			

CAREER TACKLE STATS

YEAR	G/S	UT	AT	TT	TFL-YD	SCK-YD
2025	7/2	3	4	7	1.0-1	0.0-0

CAREER MISCELLANEOUS STATS

YEAR	FF	FR	PBU	INT	QBH	BLK
2025	0	0	0	0	1	0

CAREER HIGHS

Tackles	4 vs. HCU (2025)
TFLs	0.5 twice
Sacks	none
Breakups	none



CORTEZ MILLS JR. #19

6-0 | 185 | FR. | WR
HOMESTEAD, FLA.

SEASON HIGHLIGHTS

- Has played in every game as a true freshman and caught at least one pass in every game but one (Maryland)
- Had a 13-yard reception against Cincinnati
- Had a 7-yard reception against Akron
- Set career highs with three receptions for 98 yards against Houston Christian, including a 62-yard touchdown for his first career score
- Caught a 10-yard pass against No. 21 Michigan
- Had a 10-yard reception against Michigan State
- Made a 4-yard catch at Minnesota

GAME-BY-GAME

OPPONENT	REC.	YDS	TD	LONG
Cincinnati	1	13	0	13
Akron	1	7	0	7
Houston Christian	3	98	1	62
Michigan	1	10	0	10
Michigan St.	1	10	0	10
Maryland	0	0	0	-
Minnesota	1	4	0	4
Northwestern				
USC				
UCLA				
Penn St.				
Iowa				

CAREER RECEIVING STATS

YEAR	G/S	REC.	YDS	Y/R	Y/G	TD
2025	7/0	8	142	17.8	20.3	1

CAREER HIGHS

Receptions	3 vs. HCU (2025)
Receiving Yards	98 vs. HCU (2025)
Receiving Touchdowns	1 vs. HCU (2025)
Long Reception	62 [TD] vs. HCU (2025)



GABE MOORE #95

6-5 | 290 | SO. | DL
LOUISVILLE, MISS.

CAREER HONORS

- Nebraska Scholar-Athlete Honor Roll (Spring 2025)

CAREER NOTES

- Spent two seasons at Mississippi State (2023-24) before transferring to Nebraska

SEASON HIGHLIGHTS

- Has played in six games as a regular member of Nebraska's defensive line rotation
- Has recorded the first four tackles of his career
- Made his Husker debut and had his first career tackle against Akron
- Had one solo tackle against Michigan State
- Totaled one solo tackle at Maryland
- Had one solo tackle at Minnesota

GAME-BY-GAME

OPPONENT	UT-AT-TT	TFL-YD	SACK-YD
Cincinnati		-Did Not Play-	
Akron	0-1-1	0.0-0	0.0-0
Houston Christian	0-0-0	0.0-0	0.0-0
Michigan	0-0-0	0.0-0	0.0-0
Michigan St.	1-0-1	0.0-0	0.0-0
Maryland	1-0-1	0.0-0	0.0-0
Minnesota	1-0-1	0.0-0	0.0-0
Northwestern			
USC			
UCLA			
Penn St.			
Iowa			

CAREER TACKLE STATS

YEAR	G/S	UT	AT	TT	TFL-YD	SCK-YD
2023*^	0/0	0	0	0	0.0-0	0.0-0
2024^	0/0	0	0	0	0.0-0	0.0-0
2025	6/0	3	1	4	0.0-0	0.0-0
TOTAL	6/0	3	1	4	0.0-0	0.0-0

*redshirt; ^at Mississippi State

CAREER MISCELLANEOUS STATS

YEAR	FF	FR	PBU	INT	QBH	BLK
2023*^	0	0	0	0	0	0
2024^	0	0	0	0	0	0
2025	0	0	0	0	0	0
TOTAL	0	0	0	0	0	0

*redshirt; ^at Mississippi State

CAREER HIGHS

Tackles	1 four times
TFLs	none
Sacks	none
Breakups	none



**ISAIAH
MOZEE**

#22

**6-0 | 210 | FR. | RB
KANSAS CITY, MO.**

CAREER HONORS

- Nebraska Scholar-Athlete Honor Roll (Spring 2025)

PERSONAL NOTES

- Isaiah's father, Jamar Mozee, is a senior football assistant at Nebraska

SEASON HIGHLIGHTS

- Has had at least one offensive touch in every game as a true freshman
- Saw action against Cincinnati and had one carry and a two-yard reception
- Caught three passes for 65 yards against Akron with a 5-yard punt return
- Had three catches for 26 yards with a 38-yard punt return against Houston Christian
- Had a 1-yard carry against No. 21 Michigan and a 23-yard kickoff return
- Recorded three carries for nine yards against Michigan State
- Set career highs with five carries and 24 rushing yards at Maryland with a career-long 8-yard run
- Also caught two passes for 10 yards against the Terps
- Had two carries for seven yards at Minnesota

RUSHING GAME-BY-GAME

OPPONENT	ATT.	YDS	TD	LONG
Cincinnati	1	-2	0	0
Akron	0	0	0	-
Houston Christian	0	0	0	-
Michigan	1	1	0	1
Michigan St.	3	9	0	5
Maryland	5	24	0	8
Minnesota	2	7	0	5
Northwestern				
USC				
UCLA				
Penn St.				
Iowa				

RECEIVING GAME-BY-GAME

OPPONENT	REC.	YDS	TD	LONG
Cincinnati	1	2	0	2
Akron	3	65	0	39
Houston Christian	3	26	0	15
Michigan	0	0	0	-
Michigan St.	0	0	0	-
Maryland	2	10	0	9
Minnesota	0	0	0	-
Northwestern				
USC				
UCLA				
Penn St.				
Iowa				

CAREER RUSHING STATS

YEAR	G/S	ATT.	NET	Y/A	Y/G	TD
2025	7/0	12	39	3.3	5.6	0

CAREER RECEIVING STATS

YEAR	G/S	REC.	YDS	Y/R	Y/G	TD
2025	7/0	9	103	11.4	14.7	0

PUNT RETURNS: 2 ret., 43 yds, 0 TDs

KICKOFF RETURNS: 2 ret., 52 yds, 0 TDs

CAREER HIGHS

Rushing Attempts	5 at Maryland (2025)
Rushing Yards	24 at Maryland (2025)
Rushing TDs	none
Long Rush	8 at Maryland (2025)
Receptions	3 twice
Receiving Yards	65 vs. Akron (2025)
Receiving TDs	none
Long Reception	39 vs. Akron (2025)



**MEKHI
NELSON**

#35

**6-0 | 195 | R-FR. | RB
WILKES-BARRE, PA.**

CAREER HONORS

- 2-Time Nebraska Scholar-Athlete Honor Roll

SEASON HIGHLIGHTS

- Has played in six games
- Had one carry against Cincinnati
- Had a career game against Akron
- Set career highs with 10 carries, 41 rushing yards, four receptions and 48 receiving yards
- Scored on a 1-yard touchdown run for his first career touchdown
- Carried three times for a career-high 19 yards against No. 21 Michigan, with a career-long 11-yard rush
- Also had one catch against Michigan
- Had an 11-yard carry against Michigan State
- Also recovered a fumble on kickoff coverage that set up a go-ahead field goal

GAME-BY-GAME

OPPONENT	ATT.	YDS	TD	LONG
Cincinnati	1	0	0	0
Akron	5	11	1	6
Houston Christian	-	-	-	-
Michigan	3	19	0	11
Michigan St.	1	11	0	11
Maryland	0	0	0	-
Minnesota	0	0	0	-
Northwestern				
USC				
UCLA				
Penn St.				
Iowa				

CAREER RUSHING STATS

YEAR	G/S	ATT.	NET	Y/A	Y/G	TD
2024*	1/0	1	2	2.0	2.0	0
2025	6/0	10	41	4.1	6.8	1
TOTAL	7/0	11	43	3.9	6.1	1

*redshirt season

CAREER RECEIVING STATS

YEAR	G/S	REC.	YDS	Y/R	Y/G	TD
2024*	1/0	0	0	0.0	0.0	0
2025	6/0	4	48	12.0	8.0	0
TOTAL	7/0	4	48	12.0	6.9	0

*redshirt season

CAREER HIGHS

Rushing Attempts	5 vs. Akron (2025)
Rushing Yards	19 vs. #21 Michigan (2025)
Rushing TDs	1 vs. Akron (2025)
Long Rush	11 twice
Receptions	3 vs. Akron (2025)
Receiving Yards	52 vs. Akron (2025)
Receiving TDs	none
Long Reception	41 vs. Akron (2025)



**WILLIAMS
NWANERI #96**

6-7 | 265 | R-FR. | DL
LEE'S SUMMIT, MO.

CAREER HONORS

- Nebraska Scholar-Athlete Honor Roll (Spring 2025)

CAREER NOTES

- Redshirted at Missouri in 2024 before transferring to Nebraska
- Played in four games at Missouri and made four tackles with 1.0 TFL and 1.0 sack

2025 FBS TOP-25 RANKINGS

- Fumble Recoveries: 3rd (2)

SEASON HIGHLIGHTS

- Has played in every game with four starts
- Set a career high with six tackles against Cincinnati while adding a half TFL, his first career pass breakup and a quarterback hurry
- Had one solo tackle and one hurry against Akron
- Has a 29-yard fumble return for a touchdown against Houston Christian
- Started the first game of his career against No. 21 Michigan and recorded three tackles and one quarterback hurry
- Had five tackles with 1.5 sacks vs. Michigan State
- Totaled four tackles at Minnesota with 1.0 TFL

GAME-BY-GAME

OPPONENT	UT-AT-TT	TFL-YD	SACK-YD
Cincinnati	2-4-6	0.5-2	0.0-0
Akron	1-0-1	0.0-0	0.0-0
Houston Christian	0-0-0	0.0-0	0.0-0
Michigan	0-3-3	0.0-0	0.0-0
Michigan St.	2-3-5	1.5-17	1.5-17
Maryland	0-0-0	0.0-0	0.0-0
Minnesota	1-3-4	1.0-3	0.0-0
Northwestern			
USC			
UCLA			
Penn St.			
Iowa			

CAREER TACKLE STATS

YEAR	G/S	UT	AT	TT	TFL-YD	SCK-YD
2024*^	4/0	1	1	2	1.0-2	1.0-2
2025	7/4	6	13	19	3.0-22	1.5-17
TOTAL	11/4	7	14	21	4.0-24	2.5-19

*redshirt; ^at Missouri

CAREER MISCELLANEOUS STATS

YEAR	FF	FR	PBU	INT	QBH	BLK
2024*^	0	0	0	0	1	0
2025	0	2	1	0	3	0
TOTAL	0	2	1	0	4	0

*redshirt; ^at Missouri

CAREER HIGHS

Tackles	6 vs. Cincinnati (2025)
TFLs	1.5 vs. Michigan St. (2025)
Sacks	1.5 vs. Michigan St. (2025)
Breakups	1 vs. Cincinnati (2025)



**KADE
PIETRZAK #93**

6-5 | 265 | FR. | DL
WEST FARGO, N.D.

SEASON HIGHLIGHTS

- Has played in every game as a true freshman
- Led Nebraska with four tackles against Akron with 2.0 tackles for loss, including a 3-yard TFL resulting in a safety
- Had a quarterback hurry against Michigan State
- Tied his career high with 2.0 TFLs at Maryland and was credited with his first career sack
- His fourth-quarter sack - on an intentional grounding call - contributed to Maryland failing on a fourth-down conversion three plays later that sealed Nebraska's three-point victory
- Had one solo tackle and one quarterback hurry at Minnesota

GAME-BY-GAME

OPPONENT	UT-AT-TT	TFL-YD	SACK-YD
Cincinnati	0-0-0	0.0-0	0.0-0
Akron	3-1-4	2.0-6	0.0-0
Houston Christian	0-0-0	0.0-0	0.0-0
Michigan	0-0-0	0.0-0	0.0-0
Michigan St.	0-0-0	0.0-0	0.0-0
Maryland	2-0-2	2.0-20	1.0-14
Minnesota	1-0-1	0.0-0	0.0-0
Northwestern			
USC			
UCLA			
Penn St.			
Iowa			

CAREER TACKLE STATS

YEAR	G/S	UT	AT	TT	TFL-YD	SCK-YD
2025	7/0	5	1	6	4.0-26	1.0-14

CAREER MISCELLANEOUS STATS

YEAR	FF	FR	PBU	INT	QBH	BLK
2025	0	0	0	0	2	0

CAREER HIGHS

Tackles	4 vs. Akron (2025)
TFLs	2.0 twice
Sacks	1.0 at Maryland (2025)
Breakups	none
Safeties	1 vs. Akron (2025)



**ELIJAH
PRITCHETT #57**

6-6 | 325 | JR. | OL
COLUMBUS, GA.

CAREER HONORS

- Nebraska Scholar-Athlete Honor Roll (Spring 2025)

CAREER NOTES

- Spent three seasons at Alabama (2022-24) before transferring to Nebraska
- Played in 29 games with 12 starts with the Crimson Tide
- Has started 11 games at right tackle and four games at left tackle in his career

SEASON HIGHLIGHTS

- Has played in every game with three starts at left tackle
- Helped Nebraska total 728 yards against Akron, the eighth-highest total in school history
- Started his first game at Nebraska at left tackle against Michigan State

CAREER STATS

- **Games:** 37
(2 in 2022*; 14 in 2023*; 13 in 2024*; 7 in 2025)
- **Starts:** 15 (12 in 2024*; 3 in 2025)

*at Alabama



DYLAN RAIOLA #15

6-3 | 230 | SO. | QB
BUFORD, GA.

CAREER HONORS

- 2025 Team Captain
- Big Ten Freshman of the Week (Sept. 2)
- Shaun Alexander Freshman of the Year Semifinalist (2024)

NEBRASKA RECORDS

- Freshman Passing Yards: 2,819 (2024)
- Freshman Completion Percentage: 67.1 (2024)
- Consecutive Completions: 20 (2025)

2025 WATCH LISTS

- Maxwell Award
- Polynesian Player of the Year

PERSONAL NOTES

- His father, Dominic, was an All-America center at Nebraska who went on to play in 219 games with 203 starts over 14 seasons for the Detroit Lions
- His godfather is NFL quarterback Matthew Stafford

CAREER NOTES

- 1 of 2 true freshmen quarterbacks (along with Adrian Martinez in 2018) to start a season opener for Nebraska since World War II
- Only Nebraska true freshman quarterback to win a bowl game

2025 FBS TOP-25 RANKINGS

- Completion Percentage: 5th (72.8)
- Passing Touchdowns: 14th (16)
- Completions Per Game: 19th (22.1)
- Passing Efficiency: 17th (162.6)

SEASON HIGHLIGHTS

- Only the 3rd sophomore team captain in the modern history of Nebraska football
- Has completed 70 percent of his passes in 4 of 6 games this year and in 10 of his 20 career games
- Has thrown for 1,591 yards while completing 73.4 percent of his passes for 16 touchdowns
- Ranks 2nd in the Big Ten in completions and touchdown passes and 3rd in completion percentage
- Was efficient against Cincinnati, completing 33-of-42 passes for 243 yards and two touchdowns without a turnover
- His 33 completions tied for fourth-most in school history and were the most of any FBS quarterback in week 0 or week 1
- Completed 24-of-31 passes against Akron and set career highs with 364 passing yards and four touchdowns against Akron
- Completed his first nine passes of the game which stretched his streak to a school-record 20 consecutive completions, eclipsing the previous record of 15 by Dave Humm in 1974
- Played only the first half against Houston Christian, completing 15-of-21 passes for 222 yards and two touchdowns
- Completed 30-of-41 passes for 308 yards and three touchdowns against No. 21 Michigan

- Became the first player to have a 300-yard passing game against the Wolverine's since Purdue's Aidan O'Connell in 2022
- Completed 16-of-24 passes for 194 yards and one touchdown against Michigan State
- Nebraska trailed by seven late in the third quarter before Raiola led the Huskers to 24 straight points, completing 10-of-14 passes for 156 yards and one touchdown to close out the game
- Led Nebraska to another comeback at Maryland, completing 8-of-12 passes in the fourth quarter for 108 yards and one touchdown
- Went 4-of-5 on the game-winning drive, throwing for 72 yards, including the game-winning touchdown pass with 1:08 remaining
- Finished 20-of-29 passing for 260 yards and four touchdowns against Maryland
- Completed 17-of-25 passes for 177 yards at Minnesota and had 29 sack-adjusted rushing yards on four carries

NEBRASKA CAREER PASSING YARDS

RK.	PLAYER, YEARS	YARDS
1.	Tommy Armstrong Jr., 2013-16	8,871
2.	Adrian Martinez, 2018-21	8,491
3.	Taylor Martinez, 2010-13	7,258
4.	Zac Taylor, 2005-06	5,850
5.	Joe Ganz, 2006-08	5,125
6.	Dave Humm, 1972-74	5,035
7.	Jerry Tagge, 1969-71	4,704
8.	Dylan Raiola, 2024-pres.	4,587

NEBRASKA CAREER COMPLETIONS

RK.	PLAYER, YEARS	COM.
1.	Adrian Martinez, 2018-21	670
2.	Tommy Armstrong Jr., 2013-16	625
3.	Taylor Martinez, 2010-13	575
4.	Zac Taylor, 2005-06	470
5.	Dylan Raiola, 2024-pres.	430

NEBRASKA CAREER COMPLETION PCT.

RK.	PLAYER, YEARS	PCT.
1.	Dylan Raiola, 2024-pres.	69.0
2.	Joe Ganz, 2006-08	65.1
3.	Adrian Martinez, 2018-21	63.5
4.	Casey Thompson, 2022	63.1
5.	Sam Keller, 2007	63.1

Note: Minimum 200 attempts

PASSING GAME-BY-GAME

OPPONENT	COMP-ATT	YDS	TD	INT
Cincinnati	33-42	243	2	0
Akron	24-31	364	4	0
Houston Christian	15-21	222	2	0
Michigan	30-41	308	3	1
Michigan St.	16-24	194	1	1
Maryland	20-29	260	4	3
Minnesota	17-25	177	0	0
Northwestern				
USC				
UCLA				
Penn St.				
Iowa				

TOTAL OFFENSE GAME-BY-GAME

OPPONENT	ATT.	PASS	RUSH	TOT.
Cincinnati	46	243	-1	242
Akron	34	364	13	377
Houston Christian	23	222	7	229
Michigan	48	308	-49	259
Michigan St.	33	194	-17	177
Maryland	31	260	-4	256
Minnesota	38	177	-34	143
Northwestern				
USC				
UCLA				
Penn St.				
Iowa				

CAREER PASSING STATS

YEAR	G/S	CMP-ATT	PCT	YDS	TD	INT
2024	13/13	275-410	67.1	2,819	13	11
2025	7/7	155-213	72.8	1,768	16	5
TOTAL	20/20	430-623	69.0	4,587	29	16

RUSHING: 90 att., -150 yds, 0 TDs

CAREER SUPERLATIVES

300-Yard Passing Games	2
250-Yard Passing Games	6
Games with 2+ TD Passes	8
Games with 3+ TD Passes	4
Games with 4+ TD Passes	2

CAREER PASSING HIGHS

Attempts	44 at Indiana (2024)
Completions	33 vs. Cincinnati (2025)
Yards	364 vs. Akron (2025)
Touchdowns	4 twice
Long Pass	64 at Maryland [TD] (2025)

CAREER RUSHING HIGHS

Attempts	9 twice
Yards	31 at Ohio St. (2024)
Touchdowns	none
Long Rush	38 at Ohio St. (2024)

CAREER TOTAL OFFENSE HIGHS

Attempts	48 vs. #21 Michigan (2025)
Yards	377 vs. Akron (2025)
Touchdowns	4 twice



VINCENT SHAVERS JR. #9

6-1 | 225 | SO. | LB
MIAMI, FLA.

CAREER HONORS

- 2-Time Nebraska Scholar-Athlete Honor Roll

SEASON HIGHLIGHTS

- 1 of 10 Huskers to win a team vote to wear a single-digit number
- Has played in every game with six starts
- Tied for 2nd on the team with 5.0 tackles for loss
- Made a big impact in Nebraska's season-opening win over Cincinnati
- Had three tackles and forced a fumble late in the first half that set up a Husker touchdown
- Started and had two solo tackles and one quarterback hurry against Akron
- Also started against Houston Christian and had one tackle for loss
- Had seven tackles against No. 21 Michigan, including a 1-yard TFL
- Set a career high with nine tackles against Michigan State and tied his career high with 2.0 TFLs
- Had four tackles with 1.0 TFL at Maryland and broke up the first pass of his career
- Battled an injury and did not have a tackle at Minnesota

GAME-BY-GAME

OPPONENT	UT-AT-TT	TFL-YD	SACK-YD
Cincinnati	1-2-3	0.0-0	0.0-0
Akron	2-0-2	0.0-0	0.0-0
Houston Christian	1-0-1	1.0-1	0.0-0
Michigan	3-4-7	1.0-1	0.0-0
Michigan St.	6-3-9	2.0-3	0.0-0
Maryland	3-1-4	1.0-2	0.0-0
Minnesota	0-0-0	0.0-0	0.0-0
Northwestern			
USC			
UCLA			
Penn St.			
Iowa			

CAREER TACKLE STATS

YEAR	G/S	UT	AT	TT	TFL-YD	SCK-YD
2024	13/2	12	13	25	2.5-11	1.0-8
2025	7/6	16	10	26	5.0-7	0.0-0
TOTAL	20/8	28	23	51	7.5-18	1.0-8

CAREER MISCELLANEOUS STATS

YEAR	FF	FR	PBU	INT	QBH	BLK
2024	1	0	0	0	0	0
2025	1	0	1	0	1	0
TOTAL	2	0	1	0	1	0

CAREER HIGHS

Tackles	9 vs. Michigan St. (2025)
TFLs	2.0 twice
Sacks	1.0 vs. Boston College (2024)
Breakups	1 at Maryland (2025)



DESHON SINGLETON #8

6-3 | 210 | SR. | DB
AMITE, LA.

CAREER HONORS

- 2025 Team Captain
- Breakout Defensive Player of the Week (Shrine Bowl, 2025 vs. Michigan State)
- Academic All-Big Ten (2024)
- 5-Time Nebraska Scholar-Athlete Honor Roll

CAREER NOTES

- In his fourth season at Nebraska after spending the 2021 season at Hutchinson (Kan.) CC
- Returned in 2024 following a season-ending injury in 2023

CAREER SUPERLATIVES

- Double-Digit Tackle Games: 1

SEASON HIGHLIGHTS

- 1 of 10 Huskers to win a team vote to wear a single-digit number
- Has started every game and ranks 2nd on the team with 35 tackles and two pass breakups
- Leads Nebraska with two interceptions
- Led Nebraska with seven tackles against Cincinnati, including a half TFL while recording his 100th career tackle
- His play helped Nebraska hold Cincinnati to 69 passing yards on 25 attempts
- Had three tackles and a pass breakup as NU limited Akron to 62 pass yards on 23 attempts
- Had two tackles against Houston Christian with a half TFL as NU limited the Huskies to 67 passing yards
- Marked the first time since 1990 that NU had limited three consecutive opponents to fewer than 100 passing yards
- Recorded five tackles against No. 21 Michigan and recovered a fumble that set up a Husker field goal
- Intercepted two passes against Michigan State while adding six tackles
- Was named the Shrine Bowl "Breakout Defensive Player of the Week" for his performance against MSU
- Had five tackles at Maryland and broke up a fourth-down pass on the Terps' final play to preserve the victory
- Totaled seven tackles at Minnesota

GAME-BY-GAME

OPPONENT	UT-AT-TT	TFL-YD	PBU	INT
Cincinnati	3-4-7	0.5-1	0	0
Akron	2-1-3	0.0-0	1	0
Houston Christian	1-1-2	0.5-4	0	0
Michigan	2-3-5	0.0-0	0	0
Michigan St.	4-2-6	0.0-0	0	2
Maryland	3-2-5	0.0-0	1	0
Minnesota	4-3-7	0.0-0	0	0
Northwestern				
USC				
UCLA				
Penn St.				
Iowa				

CAREER TACKLE STATS

YEAR	G/S	UT	AT	TT	TFL-YD	SCK-YD
2022	12/0	1	2	3	0.0-0	0.0-0
2023	5/5	8	11	19	2.5-3	0.0-0
2024	13/13	45	26	71	1.0-1	0.0-0
2025	7/7	19	16	35	1.0-5	0.0-0
TOTAL	37/25	73	55	128	4.5-9	0.0-0

CAREER MISCELLANEOUS STATS

YEAR	FF	FR	PBU	INT	QBH	BLK
2022	0	0	0	0	0	0
2023	0	0	1	0	0	0
2024	0	1	3	1	0	0
2025	0	1	2	2	0	0
TOTAL	0	2	6	3	0	0

CAREER HIGHS

Tackles	10 at Ohio St. (2024)
TFLs	1.5 vs. Louisiana Tech (2023)
Sacks	none
Breakups	1 six times
Interceptions	2 vs. Michigan St. (2025)



ROCCO SPINDLER #50

6-5 | 320 | SR. | OL
CLARKSTON, MICH.

CAREER HONORS

- Nebraska Scholar-Athlete Honor Roll (Spring 2025)

PERSONAL NOTES

- Graduated from Notre Dame with a degree in American studies

CAREER NOTES

- Spent four seasons at Notre Dame (2021-24) before transferring to Nebraska
- All 30 of his career starts have been at right guard

SEASON HIGHLIGHTS

- Has started every game at right guard
- Helped Nebraska total 728 yards against Akron, the eighth-highest total in school history
- Left the Minnesota in the first quarter with an injury and did not return

CAREER STATS

- **Games:** 47
(2 in 2021*, 12 in 2022*, 10 in 2023*, 16 in 2024*, 7 in 2025)
- **Starts:** 30 (10 in 2023*, 13 in 2024; 7 in 2025)

*at Notre Dame



RILEY VAN POPPEL #5

6-5 | 295 | SO. | DL
ARGYLE, TEXAS

CAREER HONORS

- Academic All-Big Ten (2024)
- 4-Time Nebraska Scholar-Athlete Honor Roll

PERSONAL NOTES

- His father, Todd, was a first-round pick in the 1990 MLB Draft who went on to pitch for 11 years in the majors (359 appearances, 98 starts)

SEASON HIGHLIGHTS

- 1 of 10 Huskers to win a team vote to wear a single-digit number
- Has played in every game
- Had one tackle against Cincinnati
- Recorded a half TFL against Akron and also blocked a field goal for his first career block
- Had a 12-yard strip sack against Houston Christian that was returned 29 yards for a touchdown by Williams Nwaneri
- Totaled two tackles against No. 21 Michigan
- Recorded one solo tackle at Maryland

GAME-BY-GAME

OPPONENT	UT-AT-TT	TFL-YD	SACK-YD
Cincinnati	0-1-1	0.0-0	0.0-0
Akron	0-1-1	0.5-1	0.0-0
Houston Christian	1-0-1	1.0-12	1.0-12
Michigan	1-1-2	0.0-0	0.0-0
Michigan St.	0-0-0	0.0-0	0.0-0
Maryland	1-0-1	0.0-0	0.0-0
Minnesota	0-0-0	0.0-0	0.0-0
Northwestern			
USC			
UCLA			
Penn St.			
Iowa			

CAREER TACKLE STATS

YEAR	G/S	UT	AT	TT	TFL-YD	SCK-YD
2023	11/0	1	4	5	1.0-5	0.5-5
2024*	5/0	2	1	3	1.0-2	0.0-0
2025	7/0	3	3	6	1.5-13	1.0-12
TOTAL	23/0	6	8	14	3.5-20	1.5-17

*redshirt season

CAREER MISCELLANEOUS STATS

YEAR	FF	FR	PBU	INT	QBH	BLK
2023	0	0	0	0	1	0
2024*	0	0	0	0	1	0
2025	1	0	0	0	0	1
TOTAL	1	0	0	0	2	1

*redshirt season

CAREER HIGHS

Tackles	2 vs. #21 Michigan (2025)
TFLs	1.0 twice
Sacks	1.0 vs. HCU (2025)
Breakups	none
Blocked Field Goals	vs. Akron (2025)



MARQUES WATSON-TRENT #33

5-11 | 225 | SR. | LB
PITTSBURGH, PA.

CAREER HONORS

- Sun Belt Defensive Player of the Year (2024 at Georgia Southern)
- Honorable-Mention All-American (2023 at Georgia Southern - Phil Steele)
- 2-Time First-Team All-Sun Belt (2023 & 2024 at Georgia Southern)
- Second-team All-Sun Belt (2022 at Georgia Southern)
- 2-Time Sun Belt Defensive Player of the Week (at Georgia Southern)
- Nebraska Scholar-Athlete Honor Roll (Spring 2025)

PERSONAL NOTES

- Graduated from Georgia Southern with a degree in interdisciplinary studies

CAREER NOTES

- Played five seasons at Georgia Southern (2020-24) before transferring to Nebraska
- Had one year of eligibility remaining because the 2020 Covid season did not count as a season of eligibility, and he received a medical hardship for the 2021 season
- Played in 49 games with 37 starts at Georgia Southern, totaling 363 tackles, 26.0 TFLs, 6.0 sacks, six pass breakups and two interceptions

CAREER SUPERLATIVES

- Double-Digit Tackle Games: 17

SEASON HIGHLIGHTS

- Has played in six games with three starts
- Started and had two tackles in his Husker debut against Cincinnati
- Recorded one solo tackle against Akron
- Had three tackles with a 6-yard sack against Houston Christian
- Recorded three tackles vs. No. 21 Michigan
- Finished with six tackles at Maryland
- Posted his 17th career game with double-digit tackles after an 11-tackle performance at Minnesota
- Added a half sack against the Gophers

ACTIVE FBS CAREER TACKLE LEADERS

PLAYER, SCHOOL TACKLES

Jason Henderson, Old Dominion 444

Marques Watson-Trent, Nebraska 391

WATSON-TRENT GAME-BY-GAME

OPPONENT UT-AT-TT TFL-YD SACK-YD

Cincinnati 0-2-2 0.0-0 0.0-0

Akron 1-0-1 0.0-0 0.0-0

Houston Christian 3-0-3 1.0-6 1.0-6

Michigan 0-3-3 0.0-0 0.0-0

Michigan St. -Did Not Play-

Maryland 4-2-6 0.0-0 0.0-0

Minnesota 2-9-11 0.5-1 0.5-1

Northwestern

USC

UCLA

Penn St.

Iowa

CAREER TACKLE STATS

YEAR G/S UT AT TT TFL-YD SCK-YD

2020*! 10/0 4 2 6 0.0-0 0.0-0

2021*^ 1/1 1 2 3 0.0-0 0.0-0

2022* 13/11 49 65 114 5.5-14 1.0-5

2023* 13/13 58 64 122 13.0-26 3.5-11

2024* 12/12 52 66 118 7.5-24 1.5-15

2025 6/3 10 16 26 1.5-7 1.5-7

TOTAL 55/40 174 217 391 27.5-71 7.5-38

*at Georgia Southern; !Covid year; ^redshirt

CAREER MISCELLANEOUS STATS

YEAR FF FR PBU INT QBH BLK

2020*! 0 0 0 0 0 0

2021*^ 0 0 0 0 2 0

2022* 1 0 3 0 3 0

2023* 1 0 2 2 2 0

2024* 4 0 1 0 2 0

2025 0 0 0 0 0 0

TOTAL 6 0 6 2 9 0

*at Georgia Southern; !Covid year; ^redshirt

CAREER HIGHS

Tackles 16 vs. South Alabama (2022)*

TFLs 3.0 vs. Louisiana-Monroe (2023)*

Sacks 1.5 vs. James Madison (2024)*

Breakups 2 vs. Buffalo (2022)*

Interceptions 1 twice

*at Georgia Southern



KENNETH WILLIAMS #32

5-9 | 190 | SO. | RB
DETROIT MICH.

CAREER HONORS

- Nebraska Scholar-Athlete Honor Roll (Fall 2024)

SEASON HIGHLIGHTS

- Has played in every game and ranks 3rd in the Big Ten in kickoff return average (27.9 ypr)
- Leads NU with eight kickoff returns for 223 yards
- Had two kickoff returns for 33 yards vs. Cincinnati
- Had two kickoff returns for 42 yards and a 15-yard carry against Akron
- Had a 28-yard kickoff return vs. Houston Christian while carrying four times for seven yards
- Also had a 20-yard reception against HCU
- Had two kickoff returns for a career-high 108 yards at Maryland, including a career-long 85-yard return
- Returned one kickoff for 12 yards at Minnesota

KICKOFF RETURN GAME-BY-GAME

OPPONENT RET. YDS TD LONG

Cincinnati 2 33 0 21

Akron 2 42 0 23

Houston Christian 1 28 0 28

Michigan 0 0 0 -

Michigan St. 0 0 0 -

Maryland 2 108 0 85

Minnesota 1 12 0 12

Northwestern

USC

UCLA

Penn St.

Iowa

CAREER RUSHING STATS

YEAR G/S ATT. NET Y/A Y/G TD

2024* 2/0 1 5 5.0 2.5 0

2025 7/0 5 22 4.4 3.1 0

TOTAL 9/0 6 27 4.5 3.0 0

*redshirt season

RECEIVING: 1 rec., 20 yds, 0 TDs

CAREER KICKOFF RETURN STATS

YEAR G/S RET. YDS Y/R Y/G TD

2024* 2/0 1 23 23.0 11.5 0

2025 7/0 8 223 27.9 31.9 0

TOTAL 9/0 9 246 27.3 27.3 0

*redshirt season

CAREER HIGHS

Rushing Attempts 4 vs. HCU (2025)

Rushing Yards 15 vs. Akron (2025)

Rushing TDs none

Long Rush 15 vs. Akron (2025)

Kickoff Returns 2 three times

Kickoff Return Yards 108 at Maryland (2025)

Kickoff Return TDs none

Long Kickoff Return 85 at Maryland (2025)



ARCHIE WILSON #83

6-2 | 215 | FR. | P
VICTORIA, AUSTRALIA

PERSONAL NOTES

- Can kick with either his left or right foot
- Earned a Nebraska scholarship following a video tryout from Australia

CAREER NOTES

- Had never played in a football game prior to the season opener against Cincinnati

SEASON HIGHLIGHTS

- Serves as Nebraska's starting punter but has only punted in five of the Huskers' seven games
- Was effective in the first football game of his career against Cincinnati
- Placed three of his four punts inside the 15-yard line with two punts inside the 10, and none of his four punts was returned
- Did not play against Akron as Nebraska did not punt in the game
- Played against Houston Christian but did not punt as the Huskers did not punt for a second straight game
- Averaged 49.2 yards per punt on four punts against No. 21 Michigan, with a career-long 56-yard punt
- Had two 50-yard punts against Michigan, which was held to -1 punt return yards
- Placed two of his four punts against Michigan State inside the 20 with one punt inside the 10
- Punted once at Maryland
- Averaged 44.6 yards per punt at Minnesota with a 53-yarder and one punt inside the 5-yard line

GAME-BY-GAME

OPPONENT NO. AVG I20 LONG

Cincinnati 4 36.8 3 41

Akron -Did Not Play-

Houston Christian 0 0.0 0 -

Michigan 4 49.2 0 56

Michigan St. 4 30.0 2 46

Maryland 1 20.0 0 20

Minnesota 5 44.6 1 53

Northwestern

USC

UCLA

Penn St.

Iowa

CAREER PUNTING STATS

YEAR NO. AVG LG TB I20 50+ BLK

2025 18 39.3 56 0 6 3 0

CAREER HIGHS

Punts 5 at Minnesota (2025)

Average 49.2 vs. #21 Michigan (2025)

Inside 20 3 vs. Cincinnati (2025)

50-Yard Punts 2 vs. #21 Michigan (2025)

Long Punt 56 vs. #21 Michigan (2025)



CEYAIR WRIGHT

#1

6-0 | 190 | SR. | DB
LOS ANGELES, CALIF.

CAREER HONORS

- Midseason 2nd-Team All-American (2025, The Athletic)
- 2025 Team Captain
- Nebraska Scholar-Athlete Honor Roll (Fall 2024)

PERSONAL NOTES

- Is also an actor, having starred in such movies and TV shows as Space Jam: A New Legacy, Training Day 2, Broke Girls and Grown-ish

CAREER NOTES

- Spent three seasons at USC before transferring to Nebraska
- Played in 22 games with 15 starts at USC, totaling 40 tackles, six pass breakups and one interception

SEASON HIGHLIGHTS

- 1 of 10 Huskers to win a team vote to wear a single-digit number
- Has played in every game with four starts and leads Nebraska with four pass breakups
- Named a midseason second-team All-American by the Athletic in October
- Started against Cincinnati and helped Nebraska limit the Bearcats to 69 passing yards on 25 attempts
- Had one tackle and one pass breakup against Akron as the Huskers limited the Zips to 62 passing yards on 23 attempts
 - Started at nickel against Houston Christian and helped the Huskers limit HCU to 67 passing yards
- Marked the first time since 1990 that NU had limited three consecutive opponents to fewer than 100 passing yards
- Recorded two pass breakups against No. 21 Michigan
- Had one tackle against Michigan State
- Totaled four tackles with a half TFL at Maryland
- Recorded four tackles and one pass breakup at Minnesota

GAME-BY-GAME

OPPONENT	UT-AT-TT	TFL-YD	PBU	INT
Cincinnati	0-0-0	0.0-0	0	0
Akron	0-1-1	0.0-0	1	0
Houston Christian	0-0-0	0.0-0	0	0
Michigan	0-0-0	0.0-0	2	0
Michigan St.	0-1-1	0.0-0	0	0
Maryland	3-1-4	0.5-1	0	0
Minnesota	1-3-4	0.0-0	1	0
Northwestern				
USC				
UCLA				
Penn St.				
Iowa				

CAREER TACKLE STATS

YEAR	G/S	UT	AT	TT	TFL-YD	SCK-YD
2021 ^{^*}	1/0	1	1	2	0.0-0	0.0-0
2022 [^]	14/11	21	7	28	0.0-0	0.0-0
2023 [^]	7/4	8	3	11	1.0-1	0.0-0
2024	13/8	30	9	39	1.0-5	1.0-5
2025	7/5	4	6	10	0.5-1	0.0-0
TOTAL	42/28	64	26	90	2.5-7	1.0-5

[^]at USC; ^{*}redshirt season

CAREER MISCELLANEOUS STATS

YEAR	FF	FR	PBU	INT	QBH	BLK
2021 ^{^*}	0	0	0	0	0	0
2022 [^]	0	0	2	1	0	0
2023 [^]	0	0	3	0	0	0
2024	1	0	6	2	1	1
2025	0	0	4	0	0	0
TOTAL	1	0	15	3	1	1

[^]at USC; ^{*}redshirt season

CAREER HIGHS

Tackles	6 twice
TFLs	1.0 twice
Sacks	1.0 vs. Illinois (2024)
Breakups	2 three times
Interceptions	1 three times
Interception Return for TD	1 at USC (2024)
Blocked Field Goals	1 at USC (2024)



JAVIN
WRIGHT

#0

6-5 | 230 | SR. | LB
CHANDLER, ARIZ.

CAREER HONORS

- Big Ten Sportsmanship Award (2024)
- 3-Time Nebraska Scholar-Athlete Honor Roll

PERSONAL NOTES

- His father Toby was a two-year letterwinner for Nebraska (1992-93) before playing six seasons in the NFL
- Graduated with a degree in sports media and communication
- Battled a blood clot issue that limited him to three games in his first three seasons combined which allowed him to get an NCAA waiver for a seventh season in 2025

CAREER SUPERLATIVES

- Double-Digit Tackle Games: 4

SEASON HIGHLIGHTS

- 1 of 10 Huskers to win a team vote to wear a single-digit number
- Has started six of Nebraska's seven games, missing one game due to injury
- Leads the team with 51 tackles and 6.5 TFLs
- Has led Nebraska in tackles in 4 of 7 games
- Ranks 2nd among all Big Ten players with 44 tackles in conference games
- Started against Cincinnati and had five tackles with a four-yard tackle for loss and has the most TFLs of any Big Ten player who has played fewer than five games
- Had two tackles against Akron, with his first stop marking the 100th tackle of his career
- Sat out the Houston Christian game with a minor injury
- Returned to set a then-career high with 10 tackles against No. 21 Michigan, including a 1-yard TFL
- Had 10 more tackles against Michigan State and set a career high with 3.5 TFLs, including a half sack
- Totaled a career-high 12 tackles at Maryland
- Became the 1st Husker to have three consecutive games with 10 or more tackles since 2013
- Had a career-high-tying 12 tackles at Minnesota, his second straight game with a dozen tackles
- Became the 1st Husker to have four straight games with 10 or more tackles since 2004

GAME-BY-GAME

OPPONENT	UT-AT-TT	TFL-YD	SACK-YD
Cincinnati	1-4-5	1.0-4	0.0-0
Akron	1-1-2	0.0-0	0.0-0
Houston Christian	-Did Not Play-		
Michigan	3-7-10	1.0-1	0.0-0
Michigan St.	4-6-10	3.5-12	0.5-5
Maryland	9-3-12	0.0-0	0.0-0
Minnesota	5-7-12	1.0-5	0.0-0
Northwestern			
USC			
UCLA			
Penn St.			
Iowa			

CAREER TACKLE STATS

YEAR	G/S	UT	AT	TT	TFL-YD	SCK-YD
2019*	1/0	0	0	0	0.0-0	0.0-0
2020	Did Not Play					
2021	2/0	0	1	1	0.0-0	0.0-0
2022	10/1	4	4	8	0.0-0	0.0-0
2023	12/1	20	31	51	1.5-2	0.5-1
2024	9/1	17	17	34	1.5-7	0.0-0
2025	6/6	23	28	51	6.5-22	0.5-5
TOTAL	40/9	64	81	145	9.5-31	1.0-6

*redshirt season

CAREER MISCELLANEOUS STATS

YEAR	FF	FR	PBU	INT	QBH	BLK
2019*	0	0	0	0	0	0
2020	Did Not Play					
2021	0	0	0	0	0	0
2022	0	0	0	0	0	1
2023	1	0	2	2	0	0
2024	0	0	1	0	0	0
2025	0	0	2	0	1	0
TOTAL	1	0	5	2	1	1

*redshirt season

CAREER HIGHS

Tackles	12 twice
TFLs	3.5 vs. Michigan St. (2025)
Sacks	0.5 twice
Breakups	1 five times
Interceptions	1 twice
Blocked Punts	1 vs. North Dakota (2022)



2025 NEBRASKA SCHEDULE AND RESULTS

DATE	OPPONENT	RESULT	SCORE	RECORD	CONFERENCE	TIME	ATTEND.
8/28/25	vs. Cincinnati	W	20-17	1-0	0-0	3:18	72,884
9/6/25	Akron	W	68-0	2-0	0-0	3:20	86,439
9/13/25	Houston Christian	W	59-7	3-0	0-0	3:20	86,292
9/20/25	Michigan *	L	27-30	3-1	0-1	3:22	87,278
10/4/25	Michigan State *	W	38-27	4-1	1-1	3:34	86,496
10/11/25	at Maryland *	W	34-31	5-1	2-1	3:31	39,623
10/17/25	at Minnesota *	L	6-24	5-2	2-2	3:09	48,549

*Big Ten Conference game

SCORE BY QUARTERS	1ST	2ND	3RD	4TH	OT	TOTAL
Nebraska	50	95	42	65	0	252
Opponents	13	38	59	26	0	136

TEAM STATISTICS

TEAM STATISTICS	NU	OPP
Scoring	252	136
Points per game	36.0	19.4
Points Off Turnovers	27	31
First Downs	158	109
Rushing	54	59
Passing	93	38
Penalty	11	12
Rushing Yardage	875	1094
Yards gained rushing	1083	1277
Yards lost rushing	208	183
Rushing attempts	228	237
Average per rush	3.8	4.6
Average per game	125.0	156.3
TDs Rushing	12	13
Passing Yardage	2038	861
Comp-Att-Int	171-230-5	103-176-3
Average per pass	8.9	4.9
Average per catch	11.9	8.4
Average per game	291.1	123.0
TDs Passing	17	3
Total offense	2913	1955
Total plays	458	413
Average per play	6.4	4.7
Average per game	416.1	279.3
Kick returns: #-Yards	11-300	17-256
Punt returns: #-Yards	20-288	2-1
Int returns: #-Yards	3-7	5-73
Kick return average	27.3	15.1
Punt return average	14.4	0.5
Int return average	2.3	14.6
Fumbles-Lost	5-1	10-6
Penalties-Yards	34-310	34-309
Average per game	44.3	44.1
Punts-Yards	18-707	39-1585
Average per punt	39.3	40.6
Net punt average	39.2	32.6
Kickoffs-Yards	48-2909	30-1907
Average per kick	60.6	63.6
Net kick average	39.3	37.7
Time of possession / game	30:55	29:05
3rd-down conversion	36/81	26/91
3rd-down pct	44%	29%
4th-down conversion	4/12	9/13
4th-down pct	33%	69%
Sacks by-Yards	11-91	25-167
Misc Yards	0	0
Touchdowns scored	31	17
Field goals - attempts	11-12	6-8
On-Side kicks	0-1	0-1
Red-zone scores	(29-34) 85%	(13-14) 93%
Red-zone touchdowns	(19-34) 56%	(10-14) 71%
PAT-attempts	(31-31) 100%	(16-16) 100%
2-point conversion-attempts	(0-0) 0%	(0-1) 0%
Games / Avg per game	4/86,626	2/44,086
Neutral Site games		1/72,884

INDIVIDUAL OFFENSIVE STATISTICS

RUSHING	G	ATT	GAIN	LOSS	NET	AVG	TD	LONG	AVG/G
Emmett Johnson	7	119	720	7	713	6.0	7	50	101.9
Kwinten Ives	4	16	119	0	119	7.4	2	28	29.8
Mekhi Nelson	6	10	42	1	41	4.1	1	11	6.8
Isaiah Mozee	7	12	41	2	39	3.3	0	8	5.6
TJ Lateef	2	5	32	0	32	6.4	2	9	16.0
Kenneth Williams	7	5	22	0	22	4.4	0	15	3.1
Jacory Barney Jr.	7	1	7	0	7	7.0	0	7	1.0
Conor Booth	2	3	6	0	6	2.0	0	4	3.0
Heinrich Haarberg	7	5	6	2	4	0.8	0	2	0.6
Janiran Bonner	1	2	4	0	4	2.0	0	3	4.0
Vincent Genatone	6	1	1	0	1	1.0	0	1	0.2
Izaak Dickey	2	1	1	0	1	1.0	0	1	0.5
Dylan Raiola	7	40	82	167	-85	-2.1	0	17	-12.1
Team	7	8	0	29	-29	-3.6	0	0	-4.1
Total	7	228	1083	208	875	3.8	12	50	125.0
Opponents	7	237	1277	183	1094	4.6	13	75	156.3

PASSING	G	EFFIC	COMP-ATT-INT	PCT	YDS	TD	LNG	AVG/G
Dylan Raiola	7	162.6	155-213-5	72.8	1768	16	64	252.6
TJ Lateef	2	297.0	11-12-0	91.7	254	1	62	127.0
Jalyn Gramstad	2	126.9	5-5-0	100.0	16	0	6	8.0
Total	7	168.8	171-230-5	74.3	2038	17	64	291.1
Opponents	7	101.8	103-176-3	58.5	861	3	35	123.0

RECEIVING	G	NO.	YDS	AVG	TD	LONG	AVG/G
Emmett Johnson	7	29	167	5.8	1	12	23.9
Nyziah Hunter	7	27	455	16.9	4	64	65.0
Jacory Barney Jr.	7	27	365	13.5	3	52	52.1
Luke Lindenmeyer	7	23	248	10.8	2	26	35.4
Dane Key	7	20	269	13.5	4	40	38.4
Isaiah Mozee	7	9	103	11.4	0	39	14.7
Cortez Mills Jr.	7	8	142	17.8	1	62	20.3
Heinrich Haarberg	7	7	51	7.3	1	13	7.3
Mekhi Nelson	6	4	48	12.0	0	41	8.0
Quinn Clark	7	4	101	25.3	1	43	14.4
Kwinten Ives	4	3	43	14.3	0	21	10.8
Keelan Smith	4	2	18	9.0	0	15	4.5
Conor Booth	2	2	11	5.5	0	6	5.5
Henry Lutovsky	7	1	-12	-12.0	0	0	-1.7
Janiran Bonner	1	1	4	4.0	0	4	4.0
Kenneth Williams	7	1	20	20.0	0	20	2.9
Carter Nelson	7	1	3	3.0	0	3	0.4
DJ Singleton Jr.	2	1	-4	-4.0	0	0	-2.0
Jeremiah Jones	1	1	6	6.0	0	6	6.0
Total	7	171	2038	11.9	17	64	291.1
Opponents	7	103	861	8.4	3	35	123.0

2025 INDIVIDUAL STATISTICS

PUNT RETURNS	NO.	YDS	AVG	TD	LONG
Jacory Barney Jr.	17	217	12.8	0	57
Isaiah Mozee	2	43	21.5	0	38
Jamir Conn	1	25	25.0	0	25
Carter Nelson	0	3	0.0	1	3
Total	20	288	14.4	1	57
Opponents	2	1	0.5	0	2

KICK RETURNS	NO.	YDS	AVG	TD	LONG
Kenneth Williams	8	223	27.9	0	85
Isaiah Mozee	2	52	26.0	0	29
Caleb Benning	1	25	25.0	0	25
Total	11	300	27.3	0	85
Opponents	17	256	15.1	0	33

INTERCEPTIONS	NO.	YDS	AVG	TD	LONG
DeShon Singleton	2	7	3.5	0	7
Malcolm Hartzog Jr.	1	0	0.0	0	0
Total	3	7	2.3	0	7
Opponents	5	73	14.6	1	67

FUMBLE RETURNS	NO.	YDS	AVG	TD	LONG
Williams Nwaneri	2	29	14.5	1	29
DeShon Singleton	1	0	0.0	0	0
Maverick Noonan	1	0	0.0	0	0
Kahmir Prescott	1	0	0.0	0	0
Mekhi Nelson	1	0	0.0	0	0
Total	6	29	4.8	1	29
Opponents	1	1	1.0	0	1

FIELD GOALS	FGM-FGA	PCT	1-19	20-29	30-39	40-49	50-59	LG	BLK
Kyle Cunanan	11-12	91.7	0-0	4-4	5-5	1-2	1-1	52	0
Total	11-12	91.7	0-0	4-4	5-5	1-2	1-1	52	0
Opponents	6-8	75.0	0-0	1-1	2-3	2-3	1-1	56	1

FG SEQUENCE	NEBRASKA	OPPONENTS
Cincinnati	(52),(22)	(45)
Akron	(35)	46,33
Houston Christian	(24)	
Michigan	44,(39),(38)	(46),(56),(21)
Michigan St.	(27)	
Maryland	(43),(27)	(37)
Minnesota	(33),(30)	(30)

Numbers in (parenthesis) indicate field goal was made

Archie Wilson	13	484	37.2	56	0	4	5	2	0
Total	13	484	37.2	56	0	4	5	2	0
Opponents	34	1387	40.8	59	1	5	7	5	2

John Hohl	25	1549	62.0	13	2				
Kyle Cunanan	18	1071	59.5	9	0				
Tristan Alvano	2	100	50.0	0	1				
Total	45	2720	60.4	22	3	15	39	25	25
Opponents	25	1587	63.5	15	0	10	37	28	28

SCORING	TD	FGs	PATs					DXP	Saf	Pts
			Kick	Rush	Rcv	Pass				
Kyle Cunanan	-	11-12	31-31	-	-	-	-	-	-	64
Emmett Johnson	8	-	-	-	-	-	-	-	-	48
Dane Key	4	-	-	-	-	-	-	-	-	24
Nyziah Hunter	4	-	-	-	-	-	-	-	-	24
Jacory Barney Jr.	3	-	-	-	-	-	-	-	-	18
Luke Lindenmeyer	2	-	-	-	-	-	-	-	-	12
Kwinten Ives	2	-	-	-	-	-	-	-	-	12
TJ Lateef	2	-	-	-	-	-	-	-	-	12
Heinrich Haarberg	1	-	-	-	-	-	-	-	-	6
Carter Nelson	1	-	-	-	-	-	-	-	-	6
Mekhi Nelson	1	-	-	-	-	-	-	-	-	6
Quinn Clark	1	-	-	-	-	-	-	-	-	6
Williams Nwaneri	1	-	-	-	-	-	-	-	-	6
Cortez Mills Jr.	1	-	-	-	-	-	-	-	-	6
Kade Pietrzak	-	-	-	-	-	-	-	-	1	2
Total	31	11-12	31-31	0	0	0	0	0	1	252
Opponents	17	6-8	16-16	0	0	0	0	0	0	136

TOTAL OFFENSE	G	PLAYS	RUSH	PASS	TOTAL	AVG/G
Dylan Raiola	7	253	-85	1768	1683	240.4
Emmett Johnson	7	119	713	0	713	101.9
TJ Lateef	2	17	32	254	286	143.0
Kwinten Ives	4	16	119	0	119	29.8
Mekhi Nelson	6	10	41	0	41	6.8
Isaiah Mozee	7	12	39	0	39	5.6
Kenneth Williams	7	5	22	0	22	3.1
Jalyn Gramstad	2	5	0	16	16	8.0
Jacory Barney Jr.	7	1	7	0	7	1.0
Conor Booth	2	3	6	0	6	3.0
Heinrich Haarberg	7	5	4	0	4	0.6
Janiran Bonner	1	2	4	0	4	4.0
Vincent Genatone	6	1	1	0	1	0.2
Izaac Dickey	2	1	1	0	1	0.5
Team	7	0	-29	0	-29	-4.1
Total	7	458	875	2038	2913	416.1
Opponents	7	413	1094	861	1955	279.3

ALL PURPOSE	G	RUSH	REC	PR	KOR	IR	TOT	AVG/G
Emmett Johnson	7	713	167	0	0	0	880	125.7
Jacory Barney Jr.	7	7	365	217	0	0	589	84.1
Nyziah Hunter	7	0	455	0	0	0	455	65.0
Dane Key	7	0	269	0	0	0	269	38.4
Kenneth Williams	7	22	20	0	223	0	265	37.9
Luke Lindenmeyer	7	0	248	0	0	0	248	35.4
Isaiah Mozee	7	39	103	43	52	0	237	33.9
Kwinten Ives	4	119	43	0	0	0	162	40.5
Cortez Mills Jr.	7	0	142	0	0	0	142	20.3
Quinn Clark	7	0	101	0	0	0	101	14.4
Mekhi Nelson	6	41	48	0	0	0	89	14.8
Heinrich Haarberg	7	4	51	0	0	0	55	7.9
TJ Lateef	2	32	0	0	0	0	32	16.0
Jamir Conn	7	0	0	25	0	0	25	3.6
Caleb Benning	5	0	0	0	25	0	25	5.0
Keelan Smith	4	0	18	0	0	0	18	4.5
Conor Booth	2	6	11	0	0	0	17	8.5
Janiran Bonner	1	4	4	0	0	0	8	8.0
DeShon Singleton	7	0	0	0	0	7	7	1.0
Carter Nelson	7	0	3	3	0	0	6	0.9
Jeremiah Jones	1	0	6	0	0	0	6	6.0
Vincent Genatone	6	1	0	0	0	0	1	0.2
Izaac Dickey	2	1	0	0	0	0	1	0.5
DJ Singleton Jr.	2	0	-4	0	0	0	-4	-2.0
Henry Lutovsky	7	0	-12	0	0	0	-12	-1.7
Dylan Raiola	7	-85	0	0	0	0	-85	-12.1
Team	7	-29	0	0	0	0	-29	-4.1
Total	7	875	2038	288	300	7	3508	501.1
Opponents	7	1094	861	1	256	73	2285	326.4

INDIVIDUAL OFFENSE GAME BY GAME

RUSHING	No-Yds/TD	CINCY	AKRON	HCU	MICH	MSU	MD	MINN
Emmett Johnson	119-713/7	25-108/0	14-140/2	13-78/2	19-65/0	13-83/3	21-176/0	14-63/0
Dylan Raiola	40-85/0	4-1/0	3-13/0	2-7/0	7-49/0	9-17/0	2-4/0	13-34/0
Kwinten Ives	16-119/2	DNP	4-34/1	12-85/1	DNP	DNP	-	-
Isaiah Mozee	12-39/0	1-2/0	-	-	1-1/0	3-9/0	5-24/0	2-7/0
Mekhi Nelson	10-41/1	1-0/0	5-11/1	DNP	3-19/0	1-11/0	-	-
TJ Lateef	5-32/2	DNP	2-17/1	3-15/1	DNP	DNP	DNP	DNP
Kenneth Williams	5-22/0	-	1-15/0	4-7/0	-	-	-	-
Heinrich Haarberg	5-4/0	2-4/0	1-0/0	-	-	1-2/0	1-2/0	-
Conor Booth	3-6/0	DNP	2-6/0	1-0/0	DNP	DNP	DNP	DNP
Janiran Bonner	2-4/0	2-4/0	DNP	DNP	DNP	DNP	DNP	DNP
Jacory Barney Jr.	1-7/0	-	-	-	1-7/0	-	-	-
Vincent Genatone	1-1/0	-	-	1-1/0	-	-	-	DNP
Izaak Dickey	1-1/0	DNP	-	1-1/0	DNP	DNP	DNP	DNP

RECEIVING	No-Yds/TD	CINCY	AKRON	HCU	MICH	MSU	MD	MINN
Emmett Johnson	29-167/1	7-27/0	2-7/1	2-7/0	5-32/0	6-37/0	2-20/0	5-37/0
Nyziah Hunter	27-455/4	6-65/1	4-82/0	1-16/0	2-34/0	4-93/1	5-125/2	5-40/0
Jacory Barney Jr.	27-365/3	5-27/0	7-132/0	3-22/1	6-120/2	2-47/0	3-16/0	1-1/0
Luke Lindenmeyer	23-248/2	5-47/0	3-44/1	1-9/0	7-60/0	1-6/0	2-30/1	4-52/0
Dane Key	20-269/4	6-51/1	3-35/1	4-104/1	3-36/0	-	4-43/1	-
Isaiah Mozee	9-103/0	1-2/0	3-65/0	3-26/0	-	-	2-10/0	-
Cortez Mills Jr.	8-142/1	1-13/0	1-7/0	3-98/1	1-10/0	1-10/0	-	1-4/0
Heinrich Haarberg	7-51/1	-	1-9/0	1-13/0	3-18/1	1-2/0	1-13/0	-
Quinn Clark	4-101/1	1-7/0	1-37/1	-	1-14/0	-	-	1-43/0
Mekhi Nelson	4-48/0	-	3-52/0	DNP	1-4/0	-	-	-
Kwinten Ives	3-43/0	DNP	1-7/0	2-36/0	DNP	DNP	-	-
Keelan Smith	2-18/0	DNP	1-15/0	-	DNP	-	1-3/0	DNP
Conor Booth	2-11/0	DNP	-	2-11/0	DNP	DNP	DNP	DNP
Kenneth Williams	1-20/0	-	-	1-20/0	-	-	-	-
Jeremiah Jones	1-6/0	DNP	1-6/0	DNP	DNP	DNP	DNP	DNP
Janiran Bonner	1-4/0	1-4/0	DNP	DNP	DNP	DNP	DNP	DNP
Carter Nelson	1-3/0	-	-	-	-	1-3/0	-	-
DJ Singleton Jr.	1-4/0	DNP	1-4/0	-	DNP	DNP	DNP	DNP
Henry Lutovsky	1-12/0	-	-	-	1-12/0	-	-	-

PASSING

#15 Dylan Raiola	Comp	Att	Int	Pct	Yards	TD	Long	Sacked	Effic.
Cincinnati	33	42	0	78.6	243	2	24	3-10	142.9
Akron	24	31	0	77.4	364	4	39	0-0	218.6
Houston Christian	15	21	0	71.4	222	2	40	0-0	191.7
Michigan	30	41	1	73.2	308	3	52	7-49	155.5
Michigan St.	16	24	1	66.7	194	1	59	5-35	140.0
Maryland	20	29	3	69.0	260	4	64	1-10	169.1
Minnesota	17	25	0	68.0	177	0	43	9-63	127.5
Totals	155	213	5	72.8	1768	16	64	25-167	162.6

#14 TJ Lateef	Comp	Att	Int	Pct	Yards	TD	Long	Sacked	Effic.
Akron	6	7	0	85.7	128	0	41	0-0	239.3
Houston Christian	5	5	0	100.0	126	1	62	0-0	377.7
Totals	11	12	0	91.7	254	1	62	0-0	297.0

#12 Jalyn Gramstad	Comp	Att	Int	Pct	Yards	TD	Long	Sacked	Effic.
Akron	2	2	0	100.0	2	0	6	0-0	108.4
Houston Christian	3	3	0	100.0	14	0	6	0-0	139.2
Totals	5	5	0	100.0	16	0	6	0-0	126.9

PUNT RETURNS	No-Yds	CINCY	AKRON	HCU	MICH	MSU	MD	MINN
Jacory Barney Jr.	17-217	2-3	4-87	-	3-21	4-81	2-3	2-22
Isaiah Mozee	2-43	-	1-5	1-38	-	-	-	-
Jamir Conn	1-25	-	-	-	-	1-25	-	-
Carter Nelson	0-3	-	-	-	-	0-3	-	-

KO RETURNS	No-Yds	CINCY	AKRON	HCU	MICH	MSU	MD	MINN
Kenneth Williams	8-223	2-33	2-42	1-28	-	-	2-108	1-12
Isaiah Mozee	2-52	-	-	-	1-23	-	1-29	-
Caleb Benning	1-25	-	-	-	DNP	DNP	1-25	-

INDIVIDUAL DEFENSE GAME BY GAME

PLAYER	UA-A	TOTAL	CINCY	AKRON	HCU	MICH	MSU	MD	MINN
Javin Wright	23-28	51	1-4	1-1	DNP	3-7	4-6	9-3	5-7
DeShon Singleton	19-16	35	3-4	2-1	1-1	2-3	4-2	3-2	4-3
Rex Guthrie	16-15	31	1-2	1-2	1-5	4-1	4-1	4-0	1-4
Donovan Jones	17-9	26	2-1	1-0	3-1	4-2	2-5	2-0	3-0
Vincent Shavers Jr.	16-10	26	1-2	2-0	1-0	3-4	6-3	3-1	-
Marques Watson-Trent	10-16	26	0-2	1-0	3-0	0-3	DNP	4-2	2-9
Andrew Marshall	18-7	25	2-3	1-0	4-1	2-2	4-1	4-0	1-0
Williams Nwaneri	6-13	19	2-4	1-0	-	0-3	2-3	-	1-3
Keona Davis	8-9	17	0-3	1-0	-	1-0	0-2	3-1	3-3
Dasan McCullough	10-6	16	1-3	2-0	1-0	2-0	0-1	2-1	2-1
Marques Buford Jr.	10-4	14	5-0	1-1	-	1-1	0-1	2-1	1-0
Elijah Jeudy	7-5	12	-	0-2	1-0	2-1	1-1	1-0	2-1
Ceyair Wright	4-6	10	-	0-1	-	-	0-1	3-1	1-3
Cameron Lenhardt	4-6	10	0-3	1-2	-	-	2-1	-	1-0
Jamir Conn	4-4	8	-	1-1	2-2	-	-	-	1-1
Dawson Merritt	3-4	7	-	1-0	2-2	-	0-2	-	-
Kade Pietrzak	5-1	6	-	3-1	-	-	-	1-0	1-0
Riley Van Poppel	3-3	6	0-1	0-1	1-0	1-1	-	1-0	-
Caleb Benning	3-2	5	-	1-1	2-1	DNP	DNP	-	-
Brice Turner	4-0	4	-	2-0	1-0	-	-	1-0	-
Michael Booker III	4-0	4	-	1-0	3-0	-	-	-	-
Willis McGahee IV	3-1	4	-	1-0	1-1	DNP	1-0	DNP	DNP
Gabe Moore	3-1	4	DNP	0-1	-	-	1-0	1-0	1-0
Derek Wacker	2-2	4	-	0-1	1-1	-	-	1-0	-
Jeremiah Charles	1-3	4	-	-	0-3	-	-	-	1-0
Justyn Rhett	2-1	3	DNP	1-1	DNP	DNP	1-0	DNP	-
Derek Branch	2-1	3	1-0	0-1	-	1-0	-	-	-
Mekhi Nelson	2-0	2	-	1-0	DNP	-	-	1-0	-
Ashton Murphy	2-0	2	DNP	1-0	1-0	DNP	DNP	DNP	DNP
Dylan Parrott	2-0	2	-	2-0	-	-	-	-	-
Kahmir Prescott	1-1	2	DNP	1-1	-	DNP	DNP	DNP	DNP
Ethan Duda	1-1	2	DNP	0-1	1-0	DNP	DNP	DNP	DNP
Jacob Bower	0-2	2	-	0-1	0-1	-	-	-	-
Pierce Mooberry	0-2	2	DNP	0-2	-	-	-	DNP	DNP
Jaylen George	0-2	2	-	0-1	0-1	DNP	DNP	DNP	-
Sua Lefotu	0-2	2	DNP	0-1	0-1	DNP	DNP	DNP	DNP
Malcolm Hartzog Jr.	1-0	1	1-0	-	DNP	DNP	DNP	DNP	DNP
Nyziah Hunter	1-0	1	-	-	-	-	1-0	-	-
Kenneth Williams	1-0	1	-	-	1-0	-	-	-	-
David Hoffken	1-0	1	DNP	-	1-0	DNP	-	-	-
Tanner Terch	1-0	1	DNP	1-0	-	DNP	DNP	DNP	DNP
Roger Gradney	1-0	1	DNP	1-0	-	DNP	DNP	DNP	DNP
Kevin Gallic	1-0	1	-	-	-	-	-	-	1-0
Christian Jones	1-0	1	DNP	-	1-0	DNP	DNP	DNP	DNP
Mason Goldman	1-0	1	-	-	1-0	-	-	-	-
Amare Sanders	0-1	1	DNP	-	0-1	DNP	-	-	-
Larry Tarver Jr.	0-1	1	DNP	0-1	-	DNP	DNP	DNP	DNP
Maverick Noonan	0-1	1	DNP	0-1	-	DNP	DNP	DNP	DNP
Dylan Rogers	0-1	1	DNP	-	-	-	-	-	0-1
Jordan Ochoa	0-1	1	-	0-1	-	DNP	DNP	DNP	DNP

INDIVIDUAL DEFENSE GAME BY GAME

TFL	UA-A	TOTAL	CINCY	AKRON	HCU	MICH	MSU	MD	MINN
Javin Wright	5-3	6.5	1.0-4	-	DNP	1.0-1	3.5-12	-	1.0-5
Vincent Shavers Jr.	5-0	5.0	-	-	1.0-1	1.0-1	2.0-3	1.0-2	-
Dasan McCullough	4-2	5.0	-	-	1.0-11	2.0-10	0.5-2	1.5-5	-
Andrew Marshall	3-0	3.0	-	1.0-1	1.0-1	-	1.0-5	-	-
Kade Pietrzak	3-0	3.0	-	2.0-6	-	-	-	1.0-6	-
Williams Nwaneri	2-2	3.0	0.5-2	-	-	-	1.5-17	-	1.0-3
Keona Davis	1-3	2.5	-	-	-	1.0-1	1.0-1	-	0.5-1
Willis McGahee IV	2-0	2.0	-	1.0-3	1.0-2	DNP	-	DNP	DNP
Riley Van Poppel	1-1	1.5	-	0.5-1	1.0-12	-	-	-	-
Cameron Lenhardt	1-1	1.5	-	0.5-0	-	-	1.0-10	-	-
Rex Guthrie	1-1	1.5	-	1.0-3	0.5-1	-	-	-	-
Marques Watson-Trent	1-1	1.5	-	-	1.0-6	-	DNP	-	0.5-1
Elijah Jeudy	1-0	1.0	-	-	-	-	1.0-10	-	-
Ashton Murphy	1-0	1.0	DNP	1.0-11	-	DNP	DNP	DNP	DNP
DeShon Singleton	0-2	1.0	0.5-1	-	0.5-4	-	-	-	-
Dawson Merritt	0-2	1.0	-	-	0.5-1	-	0.5-0	-	-
Ceyair Wright	0-1	0.5	-	-	-	-	-	0.5-1	-
Justyn Rhett	0-1	0.5	DNP	0.5-1	DNP	DNP	-	DNP	-
Jamir Conn	0-1	0.5	-	0.5-0	-	-	-	-	-
Donovan Jones	0-1	0.5	-	-	0.5-3	-	-	-	-
Sua Lefotu	0-1	0.5	DNP	0.5-0	-	DNP	DNP	DNP	DNP
Jordan Ochoa	0-1	0.5	-	0.5-1	-	DNP	DNP	DNP	DNP

SACKS	UA-A	TOTAL	CINCY	AKRON	HCU	MICH	MSU	MD	MINN
Dasan McCullough	2-0	2	-	-	1-11	1-6	-	-	-
Marques Watson-Trent	1-1	1.5	-	-	1-6	-	DNP	-	0.5-1
Williams Nwaneri	1-1	1.5	-	-	-	-	1.5-17	-	-
Riley Van Poppel	1-0	1	-	-	1-12	-	-	-	-
Cameron Lenhardt	1-0	1	-	-	-	-	1-10	-	-
Elijah Jeudy	1-0	1	-	-	-	-	1-10	-	-
Ashton Murphy	1-0	1	DNP	1-11	-	DNP	DNP	DNP	DNP
Javin Wright	0-1	0.5	-	-	DNP	-	0.5-5	-	-
Sua Lefotu	0-1	0.5	DNP	0.5-0	-	DNP	DNP	DNP	DNP
Jordan Ochoa	0-1	0.5	-	0.5-1	-	DNP	DNP	DNP	DNP
Keona Davis	0-1	0.5	-	-	-	-	-	-	0.5-1

INTERCEPTIONS	NO-YDS.	CINCY	AKRON	HCU	MICH	MSU	MD	MINN
DeShon Singleton	2-7	-	-	-	-	2-7	-	-
Malcolm Hartzog Jr.	1-0	1-0	-	DNP	DNP	DNP	DNP	DNP

FORCED FUMBLES	NO.	CINCY	AKRON	HCU	MICH	MSU	MD	MINN
Riley Van Poppel	1	-	-	1	-	-	-	-
Vincent Shavers Jr.	1	1	-	-	-	-	-	-
Elijah Jeudy	1	-	-	-	1	-	-	-
Derek Wacker	1	-	-	1	-	-	-	-

FUMBLE RETURNS	NO.	CINCY	AKRON	HCU	MICH	MSU	MD	MINN
Williams Nwaneri	2-29	1-0	-	1-29	-	-	-	-
DeShon Singleton	1-0	-	-	-	1-0	-	-	-
Kahmir Prescott	1-0	DNP	-	1-0	DNP	DNP	DNP	DNP
Maverick Noonan	1-0	DNP	1-0	-	DNP	DNP	DNP	DNP
Mekhi Nelson	1-0	-	-	DNP	-	1-0	-	-



TEAM GAME BY GAME

DATE	OPPONENT	----RUSHING----				----RECEIVING----				-----PASSING-----				----KICK RET----				----PUNT RET----				TOTAL OFF.		
		NO.	YDS	TD	LG	NO.	YDS	TD	LG	CMP	ATT	INT	YDS	TD	LG	NO	YDS	TD	LG	NO	YDS		TD	LG
8/28/25	vs. Cincinnati	36	110	0	16	33	243	2	24	33	42	0	243	2	24	2	33	0	21	2	3	0	3	353
9/6/25	Akron	33	234	5	47	32	494	4	41	32	40	0	494	4	41	2	42	0	23	5	92	0	39	728
9/13/25	Houston Christian	38	192	4	20	23	362	3	62	23	29	0	362	3	62	1	28	0	28	1	38	0	38	554
9/20/25	Michigan	31	43	0	14	30	308	3	52	30	41	1	308	3	52	1	23	0	23	3	21	0	20	351
10/4/25	Michigan St.	31	67	3	23	16	194	1	59	16	24	1	194	1	59	0	0	0	0	5	84	1	57	261
10/11/25	at Maryland	30	193	0	50	20	260	4	64	20	29	3	260	4	64	4	162	0	85	2	3	0	5	453
10/17/25	at Minnesota	29	36	0	17	17	177	0	43	17	25	0	177	0	43	1	12	0	12	2	22	0	30	213
Nebraska		228	875	12	50	171	2038	17	64	171	230	5	2038	17	64	11	300	0	85	20	288	1	57	2913
Opponents		237	1094	13	75	103	861	3	35	103	176	3	861	3	35	17	256	0	33	2	1	0	2	1955

DATE	OPPONENT	-----TACKLES-----				SACKS		---FUMBLE---		INT-YDS	QBH	PBU	BLKD KICK	---KICKS---XPTS-----			PTS OFF	
		SOL	AST	TOT	TFL-YDS	NO-YDS	FF	FR-YDS	ATT-MAD					RUN	RCV	SAF	TO	
8/28/25	vs. Cincinnati	20	32	52	2.0-7	0-0	1	1-0	1-0	1	5	0	2-2	0	0	0	0	7
9/6/25	Akron	33	28	61	9.0-27	2-12	0	1-0	0-0	5	4	1	9-9	0	0	1	7	
9/13/25	Houston Christian	34	22	56	8.0-42	3-29	2	2-29	0-0	2	1	0	8-8	0	0	0	7	
9/20/25	Michigan	26	28	54	5.0-13	1-6	1	1-0	0-0	1	3	0	3-3	0	0	0	3	
10/4/25	Michigan St.	33	30	63	12.0-60	4-42	0	1-0	2-7	3	0	1	5-5	0	0	0	3	
10/11/25	at Maryland	46	12	58	4.0-14	1-14	0	0-0	0-0	0	2	0	4-4	0	0	0	0	
10/17/2025	at Minnesota	32	36	68	3.0-10	1-2	0	0-0	0-0	1	2	0	0-0	0	0	0	0	
Nebraska		224	188	412	43.0-173	11-91	4	6-29	3-7	13	17	3	31-31	0	0	1	27	
Opponents		267	210	477	38.0-205	25-167	3	1-1	5-73	13	15	0	16-16	0	0	0	31	

DATE	OPPONENT	-----PUNTING-----										----FIELD GOALS----			-----KICKOFFS-----				
		NO	YDS	AVG	LG	BLK	TB	FC	50+	120	ATT-MADE	LG	BLKD	NO	YDS	AVG	TB	OB	
8/28/25	vs. Cincinnati	4	147	36.8	41	0	0	2	0	3	2-2	52	0	5	297	59.4	2	1	
9/6/25	Akron	0	0	0.0	0	0	0	0	0	0	1-1	35	0	11	682	62.0	4	1	
9/13/25	Houston Christian	0	0	0.0	0	0	0	0	0	0	1-1	24	0	10	613	61.3	4	1	
9/20/25	Michigan	4	197	49.3	56	0	0	1	2	0	2-3	39	0	5	257	51.4	1	0	
10/4/25	Michigan St.	4	120	30.0	46	0	0	1	0	2	1-1	27	0	7	429	61.3	6	0	
10/11/25	at Maryland	1	20	20.0	20	0	0	0	0	0	2-2	43	0	7	442	63.1	5	0	
10/17/25	at Minnesota	5	223	44.6	53	0	0	2	1	1	2-2	33	0	3	189	63.0	1	0	
Nebraska		18	707	39.3	56	0	0	6	3	6	11-12	52	0	48	2909	60.6	23	3	
Opponents		39	1585	40.6	59	2	1	6	5	10	6-8	56	1	30	1907	63.6	19	0	

OPPONENT GAME BY GAME

DATE	OPPONENT	RUSHING				RECEIVING				PASSING				KICK RET.				PUNT RET.				TOTAL OFF.		
		NO.	YDS	TD	LG	NO.	YDS	TD	LG	CMP	ATT	INT	YDS	TD	LG	NO	YDS	TD	LG	NO	YDS		TD	LG
8/28/25	vs. Cincinnati	30	202	2	29	13	69	0	14	13	25	1	69	0	14	1	20	0	20	0	0	0	0	271
9/6/25	Akron	36	113	0	25	9	62	0	19	9	23	0	62	0	19	6	125	0	33	0	0	0	0	175
9/13/25	Houston Christian	35	93	1	45	11	67	0	10	11	18	0	67	0	10	4	40	0	32	0	0	0	0	160
9/20/25	Michigan	33	286	3	75	12	105	0	16	12	23	0	105	0	16	1	1	0	1	1	-1	0	0	391
10/4/25	Michigan St.	38	84	3	16	15	156	1	24	15	30	2	156	1	24	1	2	0	2	0	0	0	0	240
10/11/25	at Maryland	30	130	2	28	27	249	1	25	27	37	0	249	1	25	2	35	0	21	0	0	0	0	379
10/17/25	at Minnesota	35	186	2	71	16	153	1	35	16	20	0	153	1	35	2	33	0	17	1	2	0	2	339
Opponents		237	1094	13	75	103	861	3	35	103	176	3	861	3	35	17	256	0	33	2	1	0	2	1955
Nebraska		228	875	12	50	171	2038	17	64	171	230	5	2038	17	64	11	300	0	85	20	288	1	57	2913

DATE	OPPONENT	TACKLES				SACKS		FUMBLE		INT-YDS	QBH	PBU	BLKD KICK	KICKS-XPTS			PTS OFF	
		SOL	AST	TOT	TFL-YDS	NO-YDS	FF	FR-YDS	ATT-MAD					RUN	RCV	SAF	TO	
8/28/25	vs. Cincinnati	24	84	108	6.0-16	3-10	2	0-0	0-0	3	2	0	2-2	0	0	0	0	
9/6/25	Akron	44	22	66	3.0-6	0-0	1	1-1	0-0	0	2	0	0-0	0	0	0	0	
9/13/25	Houston Christian	40	24	64	0.0-0	0-0	0	0-0	0-0	0	2	0	1-1	0	0	0	0	
9/20/25	Michigan	40	36	76	9.0-54	7-49	0	0-0	1-0	2	3	0	3-3	0	0	0	7	
10/4/25	Michigan St.	37	12	49	7.0-52	5-35	0	0-0	1-0	3	3	0	3-3	0	0	0	7	
10/11/25	at Maryland	47	6	53	3.0-13	1-10	0	0-0	3-73	0	2	0	4-4	0	0	0	17	
10/17/2025	at Minnesota	35	26	61	10.0-64	9-63	0	0-0	0-0	5	1	0	3-3	0	0	0	0	
Opponents		267	210	477	38.0-205	25-167	3	1-1	5-73	13	15	0	16-16	0	0	0	31	
Nebraska		224	188	412	43.0-173	11-91	4	6-29	3-7	13	17	3	31-31	0	0	1	27	

DATE	OPPONENT	PUNTING										FIELD GOALS			KICKOFFS				
		NO	YDS	AVG	LG	BLK	TB	FC	50+	120	ATT-MADE	LG	BLKD	NO	YDS	AVG	TB	OB	
8/28/25	vs. Cincinnati	4	181	45.3	52	0	0	1	1	2	1-1	45	0	4	254	63.5	2	0	
9/6/25	Akron	8	296	37.0	48	0	0	0	0	1	0-2	0	1	2	128	64.0	0	0	
9/13/25	Houston Christian	8	338	42.3	59	0	1	2	1	1	0-0	0	1	2	130	65.0	1	0	
9/20/25	Michigan	4	164	41.0	49	0	0	0	0	1	3-3	56	0	7	455	65.0	6	0	
10/4/25	Michigan St.	5	204	40.8	54	1	0	0	3	0	0-0	0	0	4	260	65.0	4	0	
10/11/25	at Maryland	5	204	40.8	49	0	0	2	0	2	1-1	37	0	6	360	60.0	2	0	
10/17/2025	at Minnesota	5	198	39.6	45	0	0	1	0	3	1-1	30	0	5	320	64.0	4	0	
Opponents		39	1585	40.6	59	2	1	6	5	10	6-8	56	1	30	1907	63.6	19	0	
Nebraska		18	707	39.3	56	0	0	6	3	6	11-12	52	0	48	2909	60.6	23	3	



TEAM COMPARISON

OPPONENT	SCORE	1ST DNS (RUN/PASS/PEN.)	RUSHING	PASSING	PASS YDS	TOTAL OFFENSE	RET YDS	T/O
vs. Cincinnati	20-17	23/16 (10/12; 13/3; 0/1)	36-110 /30-202	33-42-0/13-25-1	243 /69	78-353/55-271	36 / 20	0/2
Akron	68-0	31/13 (9/7; 22/2; 0/4)	33-234/36-113	32-40-0/9-23-0	494/62	73-728/59-175	134/126	1/1
Houston Christian	59-7	30/11 (12/7; 16/2; 2/2)	38-192/35-93	23-29-0/11-18-0	362/67	67-554/53-160	95/40	0/2
Michigan	27-30	23/16 (5/9; 15/7; 3/0)	31-43/33-286	30-41-1/12-23-0	308/105	72-351/56-391	44/0	1/1
Michigan St.	38-27	15/17 (7/8; 6/7; 2/2)	31-67/38-84	16-24-1/15-30-2	194/156	55-261/68-240	91/2	1/3
Maryland	34-31	23/18 (8/8; 12/10; 3/0)	30-193/30-130	20-29-3/27-37-0	260/249	59-453/67-379	165/108	3/0
Minnesota	6-24	13/18 (3/8; 9/7; 1/3)	29-36/35-186	17-25-0/16-20-0	177/153	54-213/55-339	34/35	0/0
Totals	252-136	158/109 (54/59; 93/38; 11/12)	228-875/237-1094	171-230-5/103-176-3	2038/861	458-2913/413-1955	624/331	6/9

Note: Game totals are displayed in the format NEBRASKA/OPPONENT for each category

OPPONENT	3RD DOWN	4TH DOWN	TIME POSS	MARGIN	YDS/RUSH	YDS/PASS	YDS/PLAY	PUNTING	PENALTIES	SACKS
vs. Cincinnati	10-18/3-10	1-2/2-2	39:30/20:30	19:00	3.1/6.7	5.8/2.8	4.5/4.9	4-36.8/4-45.3	3-27.0/4-20.0	0/3
Akron	8-10/1-14	0-1/1-2	30:10/29:50	00:20	7.1/3.1	12.4/2.7	10.0/3.0	0-0.0/8-37.0	6-71.0/1-5.0	2/0
Houston Christian	5-9 / 4-14	1-2 / 2-2	30:17 / 29:43	00:34	5.1 / 2.7	12.5 / 3.7	8.3 / 3.0	0-0.0 / 8-42.3	4-45.0 / 9-70.0	3/0
Michigan	2-13 / 4-12	2-3 / 0-0	33:17 / 26:43	06:34	1.4 / 8.7	7.5 / 4.6	4.9 / 7.0	4-49.3 / 4-41.0	3-9.0 / 4-39.0	1/7
Michigan St.	5-13 / 2-14	0-2 / 4-5	26:36 / 33:24	-06:48	2.2 / 2.2	8.1 / 5.2	4.7 / 3.5	4-30.0 / 5-40.8	6-44.0 / 5-45.0	4/5
Maryland	3-7 / 7-15	0-1 / 0-2	28:33 / 31:27	-02:54	6.4 / 4.3	9.0 / 6.7	7.7 / 5.7	1-20.0 / 5-40.8	6-49.0 / 8-100.0	1/1
Minnesota	3-11 / 5-12	0-1 / 0-0	28:01 / 31:59	-03:58	1.2 / 5.3	7.1 / 7.7	3.9 / 6.2	5-44.6 / 5-39.6	6-65.0 / 3-30.0	1 / 9
Totals	36-81 / 26-91	4-12 / 9-13	216:24 / 203:36	12:48	3.8 / 4.6	8.9 / 4.9	6.4 / 4.7	18-39.3 / 39-40.6	34-310.0 / 34-309.0	11 / 25

Game totals are displayed in the format NEBRASKA/OPPONENT for each category

NEBRASKA RED ZONE CHART

NEBRASKA INSIDE OPPONENT RED-ZONE

DATE	OPPONENT	SCORE	TIMES		PTS	TOTAL RUSH PASS			-----FGs-----		----- FAILED TO SCORE INSIDE RZ -----				
			IN RZ	SCORED		TDS	TDS	TDS	MADE	MISS	DOWN	INT	FUMB	HALF	GAME
8/28/25	vs. Cincinnati	W, 20-17	3	3	17	2	0	2	1	1	0	0	0	0	0
9/6/25	Akron	W, 68-0	9	7	45	6	3	3	1	1	1	0	1	0	0
9/13/25	Houston Christian	W, 59-7	8	6	38	5	4	1	1	1	1	0	0	0	1
9/20/25	Michigan	L, 27-30	4	3	13	1	0	1	2	2	1	0	0	0	0
10/4/25	Michigan St.	W, 38-27	3	3	17	2	2	0	1	1	0	0	0	0	0
10/11/25	at Maryland	W, 34-31	5	5	27	3	0	3	2	2	0	0	0	0	0
10/17/25	at Minnesota	L, 6-24	2	2	6	0	0	0	2	2	0	0	0	0	0
	Totals 29 of 34 (85.3%)		34	29	163	19	9	10	10	10	3	0	1	0	1

OPPONENT INSIDE NEBRASKA RED-ZONE

DATE	OPPONENT	SCORE	TIMES		PTS	TOTAL RUSH PASS			-----FGs-----		----- FAILED TO SCORE INSIDE RZ -----				
			IN RZ	SCORED		TDS	TDS	TDS	MADE	MISS	DOWN	INT	FUMB	HALF	GAME
8/28/25	vs. Cincinnati	W, 20-17	2	2	14	2	2	0	0	0	0	0	0	0	0
9/6/25	Akron	W, 68-0	1	0	0	0	0	0	0	1	0	0	0	0	0
9/13/25	Houston Christian	W, 59-7	0	0	0	0	0	0	0	0	0	0	0	0	0
9/20/25	Michigan	L, 27-30	1	1	3	0	0	0	1	1	0	0	0	0	0
10/4/25	Michigan St.	W, 38-27	4	4	27	4	3	1	0	0	0	0	0	0	0
10/11/25	Maryland	W, 34-31	2	2	10	1	1	0	1	1	0	0	0	0	0
10/17/25	Minnesota	L, 6-24	4	4	24	3	2	1	1	1	0	0	0	0	0
	Totals 13 of 14 (92.9%)		14	13	78	10	8	2	3	4	0	0	0	0	0

NEBRASKA & OPPONENT LONG PLAYS & DRIVE INFORMATION

LONG SEASON PLAYS (20 OR MORE YARDS)

	[-----NEBRASKA-----]				[-----OPPONENT-----]			
	RUSH	PASS	RET	TOT	RUSH	PASS	RET	TOT
vs. Cincinnati	0	1	1	2	1	0	1	2
Akron	3	8	3	14	1	0	2	3
Houston Christian	1	6	3	10	1	0	1	2
Michigan	0	6	2	8	3	0	0	3
Michigan State	1	2	2	5	0	1	0	1
at Maryland	1	3	4	8	1	4	2	7
at Minnesota	0	2	1	3	1	2	1	4
Totals	6	28	16	50	8	7	7	22

LONG DRIVE SUPERLATIVES

	NEBRASKA	OPPONENT
Most Yards (Result)	89 vs. Akron (TD)	98, at Minnesota (TD)
Most Plays (Result)	16 vs. Cincinnati (FG)	17 vs. Michigan State (TD)
Most Time (Result)	7:51 vs. Cincinnati (FG)	9:45 vs. Michigan State (TD)

NEBRASKA LONG PLAYS (50; 6 RUNS; 28 PASSES; 16 RETURNS)

YDS	OPPONENT	PLAY	RESULT
85	Maryland	KOR (Williams)	1st-10
64	Maryland	Pass (Raiola-Hunter)	Touchdown
62	Houston Christian	Pass (Lateef-Mills)	TD
59	Michigan State	Pass (Raiola-Hunter)	Touchdown
57	Michigan State	PR (Barney)	1st-10
52	Michigan	Pass (Raiola-Barney)	Touchdown
50	Maryland	Rush (Johnson)	1st-Goal
47	Akron	Rush (Johnson)	Touchdown
45	Michigan State	Pass (Raiola-Barney)	1st-10
43	Minnesota	Pass (Raiola-Clark)	1st-10
41	Akron	Pass (Lateef-Nelson)	1st-10
40	Houston Christian	Pass (Raiola-Key)	1st-10
39	Akron	PR (Barney)	1st-10
39	Akron	Pass (Raiola-Barney)	1st-10
39	Akron	Pass (Lateef-Mozee)	1st-10
39	Houston Christian	Pass (Raiola-Key)	Touchdown
38	Houston Christian	PR (Mozee)	1st-10
38	Akron	Pass (Raiola-Barney)	1st-10
37	Akron	Pass (Raiola-Clark)	Touchdown
36	Akron	Pass (Raiola-Hunter)	1st-10
36	Akron	Rush (Johnson)	1st-10
33	Maryland	Pass (Raiola-Hunter)	1st-10
30	Minnesota	PR (Barney)	1st-10
29	Houston Christian	FR (Nwaneri)	Touchdown
29	Maryland	KOR (Mozee)	1st-10
28	Houston Christian	KOR (Williams)	1st-10
28	Akron	Rush (Ives)	Touchdown
26	Akron	Pass (Raiola-Hunter)	1st-10
26	Michigan	Pass (Raiola-Barney)	Touchdown
26	Minnesota	Pass (Raiola-Lindenmeyer)	1st-10
25	Michigan State	Punt Block (Conn)	Touchdown
25	Maryland	KOR (Benning)	1st-10
24	Cincinnati	Pass (Raiola-Hunter)	1st-10
23	Michigan State	Rush (Johnson)	Touchdown
23	Akron	KOR (Williams)	1st-10
22	Akron	Pass (Raiola-Lindenmeyer)	1st-10
23	Michigan	Pass (Raiola-Lindenmeyer)	1st-10
23	Michigan	KOR (Mozee)	1st-10
23	Akron	PR (Barney)	1st-10
23	Maryland	KOR (Williams)	1st-10
23	Maryland	Pass (Raiola-Lindenmeyer)	1st-10
22	Houston Christian	Pass (Raiola-Mills)	1st-10
21	Houston Christian	Pass (Lateef-Ives)	1st-10
21	Cincinnati	KOR (Williams)	1st-10
21	Michigan	Pass (Raiola-Key)	1st-10
21	Michigan	Pass (Raiola-Hunter)	1st-10
21	Michigan	Pass (Raiola-Barney)	1st-Goal
20	Houston Christian	Rush (Ives)	1st-10
20	Houston Christian	Pass (Lateef-Williams)	1st-10
20	Michigan	PR (Barney)	1st-10

OPPONENT LONG PLAYS (22; 8 RUNS; 7 PASSES; 7 RETURNS)

YDS	OPPONENT	PLAY	RESULT
75	Michigan	Run (Haynes)	Touchdown
71	Minnesota	Rush (Taylor)	1st-Goal
67	Maryland	IR (Joyner)	Touchdown
54	Michigan	Rush (Marshall)	Touchdown
45	Houston Christian	Rush (Edwards)	Touchdown
37	Michigan	Run (Underwood)	Touchdown
35	Minnesota	Pass (Lindsey-Smith)	1st-Goal
33	Akron	KOR (Hills)	1st-10
32	Houston Christian	KOR (Greens)	1st-10
29	Cincinnati	Rush (Sorsby)	1st-10
28	Maryland	Rush (Ray)	Touchdown
26	Minnesota	KOR (Perich)	1st-10
25	Akron	Rush (Patrick)	1st-10
25	Maryland	Pass (Washington-Webb)	1st-10
24	Michigan State	Pass (Milivojevic-Tullis)	1st-Goal
22	Akron	KOR (Hills)	1st-10
22	Maryland	Pass (Washington-Knotts)	1st-10
21	Maryland	KOR (Cooper)	1st-10
21	Maryland	Pass (Washington-Haughton)	Touchdown
20	Cincinnati	KOR (Wilson)	1st-10
20	Maryland	Pass (Washington-Fleming)	1st-10
20	Minnesota	Pass (Lindsey-Brockington)	Touchdown

GAME-OPENING DRIVES

OPPONENT	[-----NEBRASKA-----]			[-----OPPONENT-----]		
	PTS.	1ST DWN	YDS	PTS.	1ST DWN	YDS
vs. Cincinnati	0	1	12	0	1	11
Akron	7	2	77	0	1	27
Houston Christian	3	3	66	0	0	8
Michigan	0	4	70	0	0	8
Michigan State	7	3	48	0	0	-11
at Maryland	0	3	44	0	2	33
at Minnesota	0	0	1	0	0	8

SECOND-HALF OPENING DRIVES

OPPONENT	[-----NEBRASKA-----]			[-----OPPONENT-----]		
	PTS.	1ST DWN	YDS	PTS.	1ST DWN	YDS
vs. Cincinnati	0	2	32	7	4	57
Akron	7	2	52	0	1	18
Houston Christian	7	4	78	0	0	6
Michigan	0	1	22	0	0	5
Michigan State	0	1	23	7	3	48
at Maryland	0	2	33	7	4	75
at Minnesota	0	2	24	7	6	98



NEBRASKA & OPPONENT SCORING DRIVES, MISCELLANEOUS STATS

SCORING DRIVES

GAME	SCORING DRIVES	[----TIME----]		[---PLAYS---]		5 OR LESS	1 OR 0
		TOT	AVG.	TOT	AVG.		
vs. Cincinnati	4	20:34	5:08	43	10.8	1	0
Akron	11	20:56	1:54	53	4.8	7	1
Houston Christian	9	23:45	2:38	55	6.1	3	1
Michigan	5	18:02	3:36	43	8.6	0	0
Michigan State	6	9:15	1:32	24	4.0	4	2
at Maryland	6	16:23	2:43	35	5.8	3	1
at Minnesota	2	12:10	6:05	21	10.5	0	0
TOTALS	43	121:05	2:48	274	6.4	18	5
OPPONENTS	24	90:03	3:45	195	8.1	7	3

NEBRASKA POINTS OFF TURNOVERS

GAME	TOs GAINED	TD	FG-FGA	PTS.	(NU FUM./LOST, INT)	
					FUM.	INT
vs. Cincinnati	2 (1/1 F/L, 1 INT)	1	0-0	7	0	0 (2/0 F/L, 0 INT)
Akron	1 (2/1 F/L, 0 INT)	1	0-0	7	1	1 (1/1 F/L, 0 INT)
Houston Christian	2 (4/2 F/L, 0 INT)	1	0-0	7	0	0 (1/0 F/L, 0 INT)
Michigan	1 (1/1 F/L, 0 INT)	0	1-1	3	1	1 (0/0 F/L, 1 INT)
Michigan State	3 (1/1 F/L, 2 INT)	0	1-1	3	1	1 (1/0 F/L, 1 INT)
at Maryland	0 (0/0 F/L, 0 INT)	0	0-0	0	3	3 (0/0 F/L, 3 INT)
at Minnesota	0 (1/0 F/L, 0 INT)	0	0-0	0	0	0 (0/0 F/L, 0 INT)
TOTAL	9 (10/6 F/L, 3 INT)	3	2-2	27	6	6 (5/1 F/L, 5 INT)
OPPONENTS	6 (5/1 F/L, 5 INT)	4	1-1	31	9	9 (10/6 F/L, 3 INT)

PENALTY NUMBERS

	NU PEN.-YDS.	OPP. PEN.-YDS
vs. Cincinnati	3-27	4-20
Akron	6-71	1-5
Houston Christian	4-45	9-70
Michigan	3-9	4-39
Michigan State	6-4	5-45
at Maryland	6-49	8-100
at Minnesota	6-65	3-30
TOTALS (AVG/PENALTY)	34-270 (7.9)	34-309 (9.1)
AVG/GAME	4.9-38.6	4.9-44.1

STARTING FIELD POSITION*

GAME	NU AVG. START	OPP. AVG. START	NU DIFF.
	(yards/drives/in 20/past 50)	(yards/drives/in 20/past 50)	
vs. Cincinnati	28.7 (287/10/3/1)	24.8 (248/10/3/0)	+ 3.9
Akron	39.6 (554/14/1/3)	22.0 (286/13/3/0)	+17.6
Houston Christian	37.3 (410/11/1/3)	20.2 (222/11/4/0)	+17.1
Michigan	29.1 (378/13/1/1)	32.0 (384/12/1/2)	- 2.9
Michigan State	46.5 (604/13/6/0)	30.2 (393/13/2/2)	+16.3
at Maryland	35.8 (465/13/2/3)	28.3 (311/11/2/1)	+ 7.5
at Minnesota	22.7 (227/10/4/0)	23.1 (208/9/3/0)	- 0.4
Total	34.8 (2925/84/18/11)	26.0 (2052/79/18/5)	+ 8.8

*does not include drives with time of 0:00 (i.e. defensive and special teams touchdowns, end of half turnovers, overtime, etc.)

NEBRASKA SCORING DRIVES

OPPONENT	[----DRIVE----]				QTR./TIME	PLAY
	PLAYS	YDS	TIME	SCORE		
Cincinnati	11	42	4:51	3-3	2nd/14:56	Cunanan 52-yd. FG
Cincinnati	16	80	7:51	6-3	2nd/5:36	Cunanan 22-yd. FG
Cincinnati	3	24	0:51	13-3	2nd/0:11	Hunter 5-yd. pass from Raiola
Cincinnati	13	67	7:01	20-13	4th/10:36	Key 3-yd. pass from Raiola
Akron	7	77	2:39	7-0	1st/12:17	Johnson 47-yd. rush
Akron	0	0	0:00	9-0	1st/4:44	Safety
Akron	4	4	0:50	12-0	1st/13:56	Cunanan 35-yd. FG
Akron	8	59	3:44	19-0	2nd/8:17	Johnson 4-yd. pass from Raiola
Akron	7	89	3:38	26-0	2nd/2:08	Clark 37-yd. pass from Raiola
Akron	3	31	0:55	33-0	2nd/0:46	Lindenmeyer 10-yd. pass from Raiola
Akron	6	52	1:25	40-0	3rd/10:49	Johnson 6-yd. rush
Akron	4	78	1:30	47-0	3rd/5:58	Key 12-yd. pass from Raiola
Akron	5	74	2:21	54-0	3rd/2:37	Ives 28-yd. rush
Akron	5	51	1:55	61-0	4th/13:01	Nelson 1-yd. rush
Akron	4	43	1:59	68-0	4th/7:31	Lateef 8-yd. rush
Houston Christian	9	66	3:43	3-0	1st/11:12	Cunanan 24-yd. FG
Houston Christian	6	45	2:47	10-0	1st/6:16	Barney 9-yd. pass from Raiola
Houston Christian	3	84	0:50	17-0	1st/3:14	Key 39-yd. pass from Raiola
Houston Christian	9	70	3:42	24-0	2nd/11:34	Johnson 2-yd. rush
Houston Christian	0	0	0:00	31-0	2nd/9:38	Williams 29-yd fumble return
Houston Christian	10	75	3:48	38-0	2nd/2:52	Johnson 2-yd. rush
Houston Christian	8	78	4:00	45-0	3rd/9:19	Lateef 6-yd. rush
Houston Christian	7	75	3:33	52-7	3rd/4:01	Ives 4-yd. rush
Houston Christian	3	80	1:22	59-7	4th/8:14	Mills 62-yd. pass from Lateef
Michigan	7	31	4:10	3-10	2nd/8:58	Cunanan 39-yd FG
Michigan	7	63	3:57	10-10	2nd/2:01	Barney 26-yd. pass from Raiola
Michigan	7	75	1:51	17-17	2nd/0:00	Barney 52-yd. pass from Raiola
Michigan	12	55	5:44	20-27	4th/14:56	Cunanan 38-yd FG
Michigan	10	75	2:20	27-30	4th/1:34	Haarberg 3-yd. pass from Raiola
Michigan State	9	48	4:14	7-0	1st/9:09	Johnson 2-yd. rush
Michigan State	0	0	0:00	14-0	1st/7:37	Carter 3-yd. punt block return
Michigan State	5	75	1:26	21-21	3rd/1:11	Johnson 21-yd. rush
Michigan State	7	19	2:36	24-21	4th/13:32	Cunanan 27-yd FG
Michigan State	1	59	0:09	31-21	4th/6:45	Hunter 59-yd. pass from Raiola
Michigan State	7	17	0:50	38-21	4th/4:27	Johnson 11-yd. rush
Maryland	1	64	0:12	7-0	1st/7:15	Hunter 64-yd. pass from Raiola
Maryland	10	47	5:43	10-0	2nd/14:55	Cunanan 43-yd. FG
Maryland	2	10	0:46	17-14	2nd/7:27	Lindenmeyer 7-yd. pass from Raiola
Maryland	3	46	0:53	24-14	2nd/5:37	Hunter 12-yd. pass from Raiola
Maryland	12	83	6:15	27-31	4th/7:47	Cunanan 27-yd. FG
Maryland	7	81	2:34	34-31	4th/1:08	Key 3-yd. pass from Raiola
Minnesota	12	70	6:42	3-0	1st/0:00	Cunanan 33-yd. FG
Minnesota	9	69	5:28	6-7	2nd/4:26	Cunanan 30-yd. FG

OPPONENT SCORING DRIVES

OPPONENT	[----DRIVE----]				QTR./TIME	PLAY
	PLAYS	YDS	TIME	SCORE		
Cincinnati	8	38	4:13	3-0	1st/4:47	Rusnak 45-yd. FG
Cincinnati	10	57	3:32	10-13	3rd/6:53	Sorsby 7-yd. rush
Cincinnati	9	75	3:21	17-20	4th/7:15	Sorsby 1-yd. rush
Houston Christian	4	75	3:33	7-45	3rd/7:34	Edwards 45-yd. rush
Michigan	10	46	3:22	7-0	1st/1:38	Zvada 46-yd. FG
Michigan	1	37	0:06	10-0	1st/0:11	Underwood 37-yd. rush
Michigan	1	75	0:10	17-10	2nd/1:51	Haynes 75-yd. rush
Michigan	8	22	2:32	20-17	3rd/7:43	Zvada 56-yd. FG
Michigan	2	62	0:32	27-17	3rd/5:40	Marshall 54-yd. rush
Michigan	16	77	8:46	30-20	4th/3:54	Zvada 21-yd. FG
Michigan State	17	75	9:45	7-14	2nd/12:52	Velling 2-yd. pass from Milivojevic
Michigan State	11	48	7:00	14-14	3rd/6:08	Chiles 16-yd. rush
Michigan State	7	49	3:24	14-21	3rd/2:37	Chilles 4-yd. rush
Michigan State	7	75	2:26	27-38	4th/2:01	Milivojevic 1-yd. rush
Maryland	8	75	3:23	7-10	2nd/11:38	Ray 28-yd. rush
Maryland	4	33	2:20	14-10	2nd/8:25	Haughton 21-yd. pass from Washington
Maryland	13	66	3:00	17-24	2nd/0:24	O'Haire 37-yd. FG
Maryland	10	75	4:58	24-24	3rd/9:58	Williams 1-yd. rush
Maryland	0	0	0:00	31-24	3rd/6:40	Joyner 67-yd. interception return
Minnesota	4	90	1:34	7-3	2nd/13:20	Lindsey 1-yd. rush
Minnesota	14	98	8:43	14-6	3rd/2:36	Brockington 20-yard pass from Lindsey
Minnesota	6	62	1:36	21-6	4th/12:32	Taylor 1-yd. rush
Minnesota	8	62	4:23	24-6	4th/5:14	Denaburg 30-yd. FG

INDIVIDUAL CAREER/SEASON SUPERLATIVES

SEASON AND CAREER, MOST PASSING YARDS			SEASON AND CAREER, LONGEST PASS	
PLAYER	2025	CAREER	2025	CAREER
Jalyn Gramstad	14 vs. Houston Christian	397-% at Mount Mary, '23	6 vs. Akron (Jones); vs. HCU (Booth)	69 vs. Keiser, 2022
Heinrich Haarberg		199 vs. Michigan, '23		72* vs. Purdue, '23 (Lloyd)
TJ Lateef	126 vs. Houston Christian	Same	62* vs. Houston Christian (Mills)	Same
Dylan Raiola	364 vs. Akron	Same	64* at Maryland (Hunter)	Same

*-Indicates touchdown pass

%-at Northwestern (Iowa)

SEASON AND CAREER, MOST RECEIVING YARDS			SEASON AND CAREER, LONGEST CATCH	
PLAYER	2025	CAREER	2025	CAREER
Jacory Barney Jr.	132 vs. Akron	Same	52* vs. Michigan (Raiola)	Same
Janiran Bonner	4 vs. Cincinnati	26 vs. UTEP, '24		14 vs. UTEP, '24 (Raiola)
Conor Booth	11 vs. Houston Christian	Same	6 vs. Houston Christian (Gramstad)	Same
Quinn Clark	43 at Minnesota	Same	43 at Minnesota (Raiola)	Same
Heinrich Haarberg	18 vs. Michigan	Same	13 vs. HCU (Raiola), at MD (Raiola)	Same
Kwinten Ives	36 vs. Houston Christian	Same	21 vs. Houston Christian (Lateef)	Same
Emmett Johnson	37 vs. Michigan State; at Minn.	85 vs. Wisconsin, '24	12 at Minnesota (Raiola)	29* at USC, '24 (Raiola)
Nyziah Hunter	125 at Maryland	Same	64* at Maryland (Raiola)	Same
Jeremiah Jones	6 vs. Akron	None	6 vs. Akron (Gramstad)	None
Dane Key	104 vs. Houston Christian	145-# vs. Ohio, '24	40 vs. Houston Christian (Raiola)	58-# vs. Clemson, '23
Luke Lindemeyer	60 vs. Michigan	Same	26 at Minnesota (Raiola)	Same
Roman Mangini		11 vs. UTEP '24		11 vs. UTEP, '24 (Gramstad)
Mac Markway		8-! vs. Grambling, '23		8-! vs. Grambling, '23
Cortez Mills Jr.	98 vs. Houston Christian	None	62 vs. Houston Christian (Lateef)	Same
Isaiah Mozee	65 vs. Akron	Same	39 vs. Akron (Lateef)	Same
Mekhi Nelson	42 vs. Akron	None	41 vs. Akron (Lateef)	Same
Carter Nelson	3 vs. Michigan State	48 vs. UNI, '24	3 vs. Michigan State (Raiola)	24* vs. UNI, '24 (Raiola)
DJ Singleton	-4 vs. Akron	Same	-4 vs. Akron (Gramstad)	Same
Keelan Smith	15 vs. Akron	Same	15 vs. Akron (Lateef)	Same
Kenneth Williams	20 vs. Houston Christian	Same	20 vs. Houston Christian (Lateef)	Same

*-Indicates touchdown scored

!-at LSU; #-at Kentucky; \$-at Cal

SEASON AND CAREER, MOST RUSHING YARDS			SEASON AND CAREER, LONGEST RUN	
PLAYER	2025	CAREER	2025	CAREER
Jacory Barney Jr.	7 vs. Michigan	66 at Purdue, '24	7 vs. Michigan	31 at Purdue, '24
Janiran Bonner	4 vs. Cincinnati	11 vs. Rutgers, '24	3 vs. Cincinnati	11* vs. Rutgers, '24
Conor Booth	6 vs. Akron	Same	4 vs. Akron	Same
Izaak Dickey	1 vs. Houston Christian	Same	1 vs. Houston Christian	Same
Vincent Genatone	1 vs. Houston Christian	Same	1 vs. Houston Christian	Same
Jalyn Gramstad		184 at Concordia, '22		71 at Concordia, '22
Heinrich Haarberg	4 vs. Cincinnati	157 vs. Louisiana Tech, '23	2 vs. Cincinnati	72 * vs. Louisiana Tech, '23
Nyziah Hunter		6-\$ vs. Oregon St., '24		6-\$ vs. Oregon St., '24
Kwinten Ives	85 vs. Houston Christian	Same	28* vs. Akron	Same
Dane Key		-2-# Iowa, '22		-2-# Iowa, '22
Emmett Johnson	176 at Maryland	Same	50 at Maryland	Same
TJ Lateef	17 vs. Akron	Same	9 vs. Akron	Same
Luke Lindemeyer		-2 at Colorado, '23		-1 at Colorado, '23
Cortez Mills Jr.		None		None
Isaiah Mozee	24 at Maryland	Same	9 vs. Michigan State	Same
Carter Nelson		-1 at Iowa, '24		-1 at Iowa, '24
Mekhi Nelson	19 vs. Michigan	Same	11 vs. Michigan; Michigan St.	Same
Dylan Raiola	13 vs. Akron	31 at Ohio State, '24	9 vs. Cincinnati	38 at Ohio State, '24
Kenneth Williams	15 vs. Akron	Same	15 vs. Akron	Same

*-Indicates touchdown scored;

%-at Northwestern (Iowa); !-at LSU; #-at Kentucky; \$-at Cal;



INDIVIDUAL CAREER/SEASON SUPERLATIVES

SEASON AND CAREER, MOST TACKLES, TFLS AND SACKS

PLAYER	TACKLES (2025)	CAREER	TFL (2025)	CAREER	SACKS (2025)	CAREER
Caleb Benning	vs. Houston Christian	3 vs. BC, '24; HCU		none		none
Michael Booker III	3 vs. Houston Christian	Same		none		none
Jacob Bower	1 vs. Houston Christian	1 vs. UNI, '24; HCU		none		none
Derek Branch	1 vs. Cincinnati; Akron	2 vs. UNI, '24		0.5 vs. UNI, '24		none
Mario Buford		3 vs. UNI, '24		none		none
Marques Buford Jr.	5 vs. Cincinnati	10 at Wisconsin, '23		1.5 at Wisconsin, '23		1.0 vs. Maryland, '23
Jeremiah Charles	3 vs. Houston Christian	2 vs. UCLA; vs. Wis., '24		none		none
Jamir Conn	4 vs. Houston Christian	9-* vs. Youngstown St., '24	0.5 vs. Akron	1.0 at Idaho, '23; at Missouri St., '24		none
Keona Davis	6 at Minnesota	Same	1.0 vs. Michigan; MSU	1.0 at Purdue, '24; vs. Mich.	0.5 at Minnesota	same
Ethan Duda	1 vs. Akron; HCU	Same		none		none
Kevin Gallic		1^^ 4x, last vs. URI, '24		none		none
Vincent Genatone		1 vs. Butler-^, '23, Wis., '24		none		none
Jaylen George	1 vs. Akron; HCU	6-& vs. Furman '24		2.0-& vs. NDSU, Citadel '24		1.5-& vs. Citadel '24
Mason Goldman	1 vs. Houston Christian	2 vs. UTEP; vs. UNI, '24		1.0 vs. UTEP, '24		1.0 vs. UTEP, '24
Roger Gradney	1 vs. Akron	same		none		none
Rex Guthrie	6 vs. Houston Christian	same	1.0 vs. Akron	none		none
Malcolm Hartzog	1 vs. Cincinnati	6 at Colorado, '23; at USC, '24		2.0 at Iowa, '24		none
Blye Hill		4-@ vs. Duquesne, '23		1.0 vs. Merrimack, '23		none
David Hoffken	1 vs. Houston Christian	Same		none		none
Elijah Jeudy	3 vs. Michigan; at Minn.	3 3x, last at Minnesota	1.0 vs. Michigan State	1.0 vs. NW, '23; Rutgers, '24	1.0 vs. Michigan State	same
Christian Jones	1 vs. Houston Christian	Same		none		none
Donovan Jones	7 vs. Michigan State	Same	0.5 vs. HCU	1.0 vs. BC, '24		none
Sua Lefotu	1 vs. Akron; HCU	2 vs. Michigan, '23	0.5 vs. Akron	Same	0.5 vs. Akron	Same
Cameron Lenhardt	3 3x, last vs. Michigan St.	4 at Michigan State, '23	1.0 vs. Michigan State	2.0 at Colorado, '23	1.0 vs. Michigan State	2.0 at Colorado, '23
Andrew Marshall	5 3x, last vs. Michigan St.	9-%% at Oregon, '24	1.0 vs. Akron; vs HCU	1.0 3x, last vs. HCU		none
Dasan McCullough	4 vs. Cincinnati	8-@@ at Rutgers, '22	2.0 vs. Michigan	2.0-@@ vs. Idaho, '22; Mich	1.0 vs. HCU; Mich	2.0-@@ vs. Idaho, '22
Dawson Merritt	4 vs. Houston Christian	Same	0.5 vs. HCU	Same		none
Willis McGahee IV	2 vs. Houston Christian	4 vs. Boston College, '24	1.0 vs. Akron	1.0 vs. Colorado, '24; Akron		1.0 vs. Colorado, '24
Gabe Moore	1 3x, last at Minnesota	Same		none		none
Pierce Mooberry	2 vs. Akron	Same		none		none
Austin Murphy	1 vs. Akron; HCU	Same	1.0 vs. Akron	Same	1.0 vs. Akron	Same
Maverick Noonan	1 vs. Akron	1 vs. UTEP, '24; Akron		1.0 vs. UTEP, '24		none
Williams Nwaneri	6 vs. Cincinnati	Same	1.5 vs. Michigan State	same	1.5 vs. Michigan State	same
Jordan Ochoa	1.0 vs. Akron	Same	0.5 vs. Akron	none	0.5 vs. Akron	none
Kade Pietrzak	4 vs. Akron	Same	2.0 vs. Akron; at MD	none	1.0 at Maryland	none
Dylan Parrott	2 vs. Akron	Same		none		none
Kahmir Prescott	2 vs. Akron	Same		none		none
Justyn Rhett	2 vs. Akron	Same	0.5 vs. Akron	none		none
Dylan Rogers	1 at Minnesota	1 vs. Colorado, '24		none		none
Amare Sanders	1 vs. Houston Christian	2 vs. UNI, '24		none		none
Gage Stenger		2 vs. Illinois, '24		none		none
Rahmir Stewart		2 vs. UTEP; vs. UNI, '24		none		none
Vincent Shavers	9 vs. Michigan State	Same	2.0 vs. Michigan State	Same		1.0 vs. BC, '24
DeShon Singleton	7 vs. Cincinnati; at Minn.	10 at Ohio State, '24	0.5 vs. Cincinnati; HCU	1.5 vs. Louisiana Tech, '23		none
Larry Tarver Jr.	1 vs. Akron	Same		none		none
Tanner Terch	1 vs. Akron	Same		none		none
Brice Turner	2 vs. Akron	Same		none		none
Riley Van Poppel	2 vs. Michigan	Same	1.0 vs. HCU	Same	1.0 vs HCU	same
Derek Wacker	2 vs. Houston Christian	Same		none		none
Marques Watson-Trent	11 at Minnesota	16-## South Alabama, '22	1.0 vs. HCU	3.0-## vs. ULM, '23	1.0 vs. HCU	1.5-## James Madison '24
Ceyair Wright	4 at Maryland; at Minn.	6 vs. Ill.; at Ind., '24	0.5 at Maryland	1.0 (2x) vs. SJSU-\$, '23; vs. Ill., '24		1.0 vs. Illinois, '24
Javin Wright	12 at Maryland, at Minn.	Same	3.5 vs. MSU	Same	0.5 vs. MSU	0.5 vs. Iowa, '23; MSU

\$-USC; ^-Montana; @-Saint Francis; %-Missouri &-East Tennessee State; *-Southern Illinois; !!-Oklahoma; @@-Indiana ##-Georgia Southern; %%-Idaho; ^^ -New Hampshire; &&-Georgia

NEBRASKA STATISTICAL HIGHS AND LOWS

NEBRASKA TOTALS	HIGHS	LOWS
Points Scored	68 vs. Akron	6 at Minnesota
First Downs	31 vs. Akron	13 at Minnesota
Rushing Attempts	38 vs. Houston Christian	29 at Minnesota
Rushing Yards	234 vs. Akron	36 at Minnesota
Passes Attempted	42 vs. Cincinnati	24 vs. Michigan State
Passes Completed	33 vs. Cincinnati	16 vs. Michigan State
Had Intercepted	3 at Maryland	0 vs. Cincinnati; Akron, Houston Christian; at Minnesota
Passing Yards	494 vs. Akron	177 at Minnesota
Total Plays	78 vs. Cincinnati	54 at Minnesota
Total Yards	728 vs. Akron	213 at Minnesota
Possession Time	39:30 vs. Cincinnati	26:36 vs. Michigan State
Fumbles	2 vs. Cincinnati	0 at Maryland; at Minnesota
Fumbles Lost	1 vs. Akron	0 Six times
Turnovers	3 at Maryland	0 vs. Cincinnati; Houston Christian; at Minnesota
Turnover Margin	+2 vs. Cincinnati, Houston Christian; Michigan St.	-3 at Maryland
Penalties	6 vs. Akron; at Minnesota	3 vs. Cincinnati; Michigan
Yards Penalized	71 vs. Akron	9 vs. Michigan
Sacks By-Yards Lost	4-42 vs. Michigan State	0-0 vs. Cincinnati
Team Tackles for Loss-Yards	12-60 vs. Michigan State	2-7 vs. Cincinnati

NEBRASKA INDIVIDUAL OFFENSIVE HIGHS	
Most Rushing Attempts	25; Emmett Johnson vs. Cincinnati
Most Net Rushing Yards	176; Emmett Johnson at Maryland
Most Rushing TDs	3; Emmett Johnson vs. Michigan State
Longest TD Run	47; Emmett Johnson vs. Akron
Longest Run, No TD	50; Emmett Johnson at Maryland
Most Pass Attempts	42; Dylan Raiola vs. Cincinnati
Most Completed Passes	33; Dylan Raiola vs. Cincinnati
Most Passing Yards	364; Dylan Raiola vs. Akron
Most Passing TDs	4; Dylan Raiola vs. Akron, at Maryland
Longest TD Pass	64; Dylan Raiola to Nyzhiah Hunter at Maryland
Longest Pass, No TD	43; Dylan Raiola to Quinn Clark at Minnesota
Most Pass Receptions	7; Emmett Johnson vs. Cincinnati; Jacory Barney vs. Akron; Luke Lindenmeyer vs. Michigan
Most Receiving Yards	132; Jacory Barney vs. Akron
Most TD Receptions	2; Jacory Barney vs. Michigan; Nyzhiah Hunter at Maryland
Most Total Offense Attempts	48; Dylan Raiola vs. Michigan (7 rushes, 41 passes)
Most Total Offense Yards	377; Dylan Raiola vs. Akron
Most All-Purpose Attempts	32; Emmett Johnson vs. Cincinnati
Most All-Purpose Yards	219; Jacory Barney vs. Akron
Most Touchdowns Scored	3; Emmett Johnson vs. Akron

NEBRASKA INDIVIDUAL SPECIAL TEAMS HIGHS	
Most Field Goals Attempted	3; Kyle Cunanan vs. Michigan
Most Field Goals Made	2; Kyle Cunanan vs. Cincinnati; vs. Michigan; at Maryland; at Minnesota
Longest Field Goal Made	52; Kyle Cunanan vs. Cincinnati
Longest Field Goal Attempted	52; Kyle Cunanan vs. Cincinnati
Longest Punt Return, TD	None
Longest Punt Return, No TD	57; Jacory Barney vs. Michigan State
Most Punt Return Yardage	87; Jacory Barney vs. Akron
Longest Kickoff Return, TD	None
Longest Kickoff Return, No TD	85; Kenneth Williams at Maryland
Most Kickoff Return Yardage	108; Kenneth Williams at Maryland
Longest Blocked Punt, TD	1; Carter Nelson vs. Michigan State
Longest Blocked Field Goal Return	None
Most Punts	5; Archie Wilson at Minnesota
Highest Punting Average	49.2; Archie Wilson vs. Michigan
Longest Punt	56; Archie Wilson vs. Michigan
Most Blocked Field Goals	None
Most Blocked Punts	1; Jamir Conn vs. Houston Christian; Michigan State
Most Blocked PAT	None

NEBRASKA INDIVIDUAL DEFENSIVE HIGHS	
Most Total Tackles	12; Javin Wright at Minnesota
Most Solo Tackles	9; Javin Wright at Maryland
Most Tackles for Loss	3.5; Javin Wright vs. Michigan State
Most Yards Lost	20; Kade Pietrzak at Maryland (2.0 TFL)
Most Quarterback Sacks	1.5; Williams Nwaneri vs. Michigan State (17 yards)
Most Yards Lost	17; Williams Nwaneri vs. Michigan State (1.5 sacks)
Most Pass Breakups	2; Ceyair Wright vs. Michigan
Most Interceptions	1; DeShon Singleton vs. Michigan State
Longest Interception TD Return	29; Williams Nwaneri vs. Houston Christian
Longest Interception Return, No TD	7; DeShon Singleton vs. Michigan State
Longest Fumble TD Return	None
Longest Fumble Return, No TD	0; Three times



OPPONENT STATISTICAL HIGHS AND LOWS

OPPONENT TOTALS	HIGHS	LOWS
Points Scored	31 at Maryland	0 vs. Akron
First Downs	18 at Maryland; at Minnesota	11 vs. Houston Christian
Rushing Attempts	38 vs. Michigan State	30 vs. Cincinnati
Rushing Yards	286 vs. Michigan	67 vs. Michigan State
Passes Attempted	37 at Maryland	18 vs. Houston Christian
Passes Completed	27 at Maryland	9 vs. Akron
Had Intercepted	2 vs. Michigan State	0 vs. Akron; vs. Houston Christian; Michigan; at Minnesota
Passing Yards	249 at Maryland	62 vs. Akron
Total Plays	68 vs. Michigan State	53 vs. Houston Christian
Total Yards	391; vs. Michigan	160 vs. Houston Christian
Possession Time	33:24 vs. Michigan State	20:30 vs. Cincinnati
Fumbles	4 vs. Houston Christian	0 at Maryland
Fumbles Lost	2 vs. Houston Christian	0 vs. Akron; at Minnesota
Turnovers	3 vs. Michigan State	0 at Maryland; at Minnesota
Turnover Margin	+3 at Maryland	-2 vs. Cincinnati; Houston Christian; Michigan State
Penalties	9 vs. Houston Christian	1 vs. Akron
Yards Penalized	100 at Maryland	5 vs. Akron
Sacks By-Yards Lost	9.0-63 at Minnesota	0-0 vs. Houston Christian
Team Tackles for Loss-Yards	10.0-64 at Minnesota	0.0 vs. Houston Christian

OPPONENT INDIVIDUAL HIGHS

Most Rushing Yards	149; Justice Haynes (Michigan)
Most Rushing Attempts	24; Darius Taylor (Minnesota)
Most Yards Passing	249; Malik Washington (Maryland)
Most Passing Attempts	37; Malik Washington (Maryland)
Most Pass Completions	27; Malik Washington (Maryland)
Most Pass Receptions	5; Five times
Most Yards Receiving	62; Shaleak Knotts (Maryland)

OPPONENT INDIVIDUAL LONGEST PLAYS

Rush	75*; Justice Haynes (Michigan)
Pass	35; Drake Lindsey to Jalen Smith (Minnesota)
Field Goal	56; Dominic Zvada (Michigan)
Punt Return	2; Koi Perich (Minnesota)
Kickoff Return	33; Brandon Hills (Akron)
Fumble Return	1; Cyrus Durham (Akron)
Interception Return	67*; Dontay Joyner (Maryland)
Punt	59; Brady Young (Houston Christian)

*-Indicates touchdown scored

	GAME 1 Aug. 28, 2025 GEHA Field at Arrowhead Attend: 72,884 TV: ESPN
	NEBRASKA (1-0) 20 CINCINNATI (0-1) 17

SCORING BY QUARTERS

Team	1st	2nd	3rd	4th	Total
Nebraska	0	13	0	7	20
Cincinnati	3	0	7	7	17

SCORING SUMMARY

Qtr.	Time	Team	Scoring Play
1st	04:47	CIN	Rusnak 45 yd FG 8-38-4:13 NEB 0, UC 3
2nd	14:56	NEB	Cunanan 52 yd FG 11-42-4:51 NEB 3, UC 3
2nd	05:36	NEB	Cunanan 22 yd FG 16-80-7:51 NEB 6, UC 3
2ns	00:11	NEB	Hunter 5-yd catch from D.Raiola (Cunanan kick) 3-24-0:51 NEB 13, UC 3
3rd	06:53	CIN	Sorsby 7 yd rush (Rusnak kick) 10-57-3:32 NEB 13, UC 10
4th	10:36	NEB	Key 3-yd catch from Raiola (Cunanan kick) 13-67-7:01 NEB 20, UC 10
4th	07:15	CIN	Sorsby 1 yd rush (Rusnak kick) 9-75-3:21 NEB 20, UC 17

TEAM STATISTICS

	NEB	UC
FIRST DOWNS	23	16
RUSHES-YARDS (NET)	36-110	30-202
PASSING-YARDS (NET)	243	69
Passes Att-Comp-Int	42-33-0	25-13-1
TOTAL OFFENSE PLAYS-YARDS	78-353	55-271
Fumble Returns-Yards	1-0	0-0
Punt Returns-Yards	2-3	0-0
Kickoff Returns-Yards	2-33	1-20
Interception Returns-Yards	1-0	0-0
Punts (Number-Avg)	4-36.8	4-45.3
Fumbles-Lost	2-0	1-1
Penalties-Yards	3-27	4-20
Possession Time	39:30	20:30
Third-Down Conversions	10-18	3-10
Fourth-Down Conversions	1-2	2-2
Red-Zone Scores-Chances	3-3	2-2
Sacks By: Number-Yards	0-0	3-10

INDIVIDUAL STATISTICS

RUSHING: NEB: Emmett Johnson 25-108; Heinrich Haarberg 2-4; Janiran Bonner 2-4; Mekhi Nelson 1-0; Dylan Raiola 4-1; Isaiah Mozee 1-2; TEAM 1-3. **UC:** Brendan Sorsby 13-96; Tawee Walker 7-53; Evan Pryor 5-29; Cyrus Allen 2-18; Chance Williams 1-5; Manny Covey 1-1

PASSING: NEB: Dylan Raiola 33-42-0-243-2. **UC:** Brendan Sorsby 13-25-1-69-0

RECEIVING: NEB: Emmett Johnson 7-27; Nyzhiah Hunter 6-65; Dane Key 6-51; Luke Lindenmeyer 5-47; Jacory Barney Jr. 5-27; Cortez Mills Jr. 1-13; Quinn Clark 1-7; Janiran Bonner 1-4; Isaiah Mozee 1-2. **UC:** Cyrus Allen 5-41; Joe Royer 3-11; Patrick Gurd 1-6; Caleb Goodie 1-5; Jeff Caldwell 1-5; Evan Pryor 1-5; Tawee Walker 1-4

INTERCEPTIONS: UC: None. **NEB** Malcolm Hartzog Jr. 1-0;

FUMBLES: UC: Caleb Goodie 1-1. **NEB** Janiran Bonner 1-0; Dylan Raiola 1-0

TACKLE LEADERS: NEB: DeShon Singleton 3-4; **UC** Jake Goliday 2-10

	GAME 2 Sept. 6, 2025 Memorial Stadium Attend: 86,439 TV: BTN
	AKRON (0-2) 0 NEBRASKA (2-0) 68

SCORING BY QUARTERS

Team	1st	2nd	3rd	4th	Total
Akron	0	0	0	0	0
Nebraska	9	24	21	14	68

SCORING SUMMARY

Qtr.	Time	Team	Scoring Play
1st	12:17	NEB	Johnson 47 yd rush (Cunanan kick) 7-77, 02:39 AKR 0, NEB 7
1st	04:44	NEB	Pietrzak safety 0-0 AKR 0, NEB 9
2nd	13:56	NEB	Cunanan 35 yd FG 4-4, 00:50 AKR 0, NEB 12
2nd	08:17	NEB	Johnson 4 yd pass from Raiola (Cunanan kick) 8-59, 03:44 AKR 0, NEB 19
2nd	02:08	NEB	Clark 37 yd pass from Raiola (Cunanan kick) 7-89, 03:38 AKR 0, NEB 26
2nd	00:46	NEB	Lindenmeyer 10 yd pass from Raiola (Cunanan kick) 3-31, 00:55 AKR 0, NEB 33
3rd	10:49	NEB	Johnson 6 yd rush (Cunanan kick) 6-52, 01:25 AKR 0, NEB 40
3rd	05:58	NEB	Key 12 yd pass from Raiola (Cunanan kick) 4-78, 01:30 AKR 0, NEB 47
3rd	02:37	NEB	Ives 28 yd rush (Cunanan kick) 5-74, 02:21 AKR 0, NEB 54
4th	13:01	NEB	Nelson 1 yd rush (Cunanan kick) 5-51, 01:55 AKR 0, NEB 61
4th	07:31	NEB	Lateef 8 yd rush (Cunanan kick) 4-43, 01:59 AKR 0, NEB 68

TEAM STATISTICS

	AKRON	NEB
FIRST DOWNS	13	30
RUSHES-YARDS (NET)	36-113	33-234
PASSING-YARDS (NET)	62	494
Passes Att-Comp-Int	23-9-0	40-32-0
TOTAL OFFENSE PLAYS-YARDS	59-175	73-728
Fumble Returns-Yards	1-1	1-0
Punt Returns-Yards	0-0	5-92
Kickoff Returns-Yards	6-125	2-42
Interception Returns-Yards	0-0	0-0
Punts (Number-Avg)	8-37.0	0-0
Fumbles-Lost	2-1	1-1
Penalties-Yards	1-5	6-71
Possession Time	29:50	30:10
Third-Down Conversions	1-14	8-10
Fourth-Down Conversions	1-2	0-1
Red-Zone Scores-Chances	0-1	7-9
Sacks By: Number-Yards	0-0	2-12

INDIVIDUAL STATISTICS

RUSHING: AKR: Sean Patrick 12-64; Jordan Gant 8-31; Marquese Williams 6-24; Ben Finley 3-2; Michael Johnson Jr. 7-8. **NEB:** Emmett Johnson 14-140; Kwinten Ives 4-34; TJ Lateef 2-17; Kenneth Williams 1-15; Dylan Raiola 3-13; Mekhi Nelson 5-11; Conor Booth 2-6; Heinrich Haarberg 1-0; TEAM 1-2

PASSING: AKR: Ben Finley 7-21-0-54-0; Michael Johnson Jr. 2-2-0-8-0. **NEB:** Dylan Raiola 24-31-0-364-4; TJ Lateef 6-7-0-128-0; Jalyn Gramstad 2-2-0-2-0.

RECEIVING: AKR: Marcel Williams 2-28; Myles Walker 2-0; Cameron Montiero 1-16; Tim Grear Jr. 1-9; Kyan Mason 1-6; Israel Polk 1-4; Conner Cravaack 1-1. **NEB:** Jacory Barney Jr. 7-132; Nyzhiah Hunter 4-82; Isaiah Mozee 3-65; Mekhi Nelson 3-52; Luke Lindenmeyer 3-44; Dane Key 3-35; Emmett Johnson 2-7; Quinn Clark 1-37; Keelan Smith 1-15; Heinrich Haarberg 1-9; Kwinten Ives 1-7; Cortez Mills Jr. 1-7; Jeremiah Jones 1-6; DJ Singleton Jr. 1-4

INTERCEPTIONS: AKR: None. **NEB** None

FUMBLES: AKR: Brandon Hills 1-0, Michael Johnson Jr. 1-1.

NEB Emmett Johnson 1-1

TACKLE LEADERS: AKR: Shammond Cooper 7-2; **NEB** Kade Pietrzak 3-1

	GAME 3 Sept. 13, 2025 Memorial Stadium Attend: 86,292 TV: FS1
	HOUSTON CHRISTIAN (1-2) 7 NEBRASKA (3-0) 59

SCORING BY QUARTERS

Team	1st	2nd	3rd	4th	Total
Houston Christian	0	0	7	0	7
Nebraska	17	21	14	7	59

SCORING SUMMARY

Qtr.	Time	Team	Scoring Play
1st	11:12	NEB	Cunanan 24 yd FG 9-66, 03:43 HCU 0, NEB 3
1st	06:14	NEB	Barney Jr. 9 yd pass from Raiola (Cunanan kick) 6-45, 02:47 HCU 0, NEB 10
1st	03:14	NEB	Key 39 yd pass from Raiola (Cunanan kick) 3-84, 00:50 HCU 0, NEB 17
2nd	11:34	NEB	Johnson 2 yd rush (Cunanan kick) 9-70, 03:42 HCU 0, NEB 24
2nd	09:38	NEB	Nwaneri 29 yd fumble return (Cunanan kick) 01:50 HCU 0, NEB 31
2nd	02:52	NEB	Johnson 4 yd rush (Cunanan kick) 10-75, 03:48 HCU 0, NEB 38
3rd	09:19	NEB	Lateef 6 yd rush (Cunanan kick) 8-78, 04:00 HCU 0, NEB 45
3rd	07:34	HCU	Edwards 45 yd rush (Weinrich kick) 4-75, 01:45 HCU 7, NEB 45
3rd	04:01	NEB	Ives 4 yd rush (Cunanan kick) 7-75, 03:33 HCU 7, NEB 52
4th	08:14	NEB	Mills Jr. 62 yd pass from Lateef (Cunanan kick) 3-80, 01:22 HCU 7, NEB 59

TEAM STATISTICS

	HCU	NEB
Score	7	59
FIRST DOWNS	11	30
RUSHES-YARDS (NET)	35-93	38-192
PASSING-YARDS (NET)	67	362
Passes Att-Comp-Int	18-11-0	29-23-0
TOTAL OFFENSE PLAYS-YARDS	53-160	67-554
Fumble Returns-Yards	0-0	2-29
Punt Returns-Yards	0-0	1-38
Kickoff Returns-Yards	4-40	1-28
Interception Returns-Yards	0-0	0-0
Punts (Number-Avg)	8-42.3	0-0
Fumbles-Lost	4-2	1-0
Penalties-Yards	9-71	4-45
Possession Time	29:43	30:17
Third-Down Conversions	4-14	5-9
Fourth-Down Conversions	2-2	1-2
Red-Zone Scores-Chances	0-0	6-8
Sacks By: Number-Yards	0-0	3-29

INDIVIDUAL STATISTICS

RUSHING: HCU: Xai'Shaun Edwards 13-82; Darryle Evans 14-39; Maddox Kopp 2-5; Jordan Montanez 1-1; TEAM 1-7; Jake Weir 4-27. **NEB:** Kwinten Ives 12-85; Emmett Johnson 13-78; TJ Lateef 3-15; Dylan Raiola 2-7; Kenneth Williams 4-7; Vincent Genatone 1-1; Izaac Dickey 1-1; Conor Booth 1-0; TEAM 1-2


PASSING: HCU: Jake Weir 11-18-0-67-0. **NEB:** Dylan Raiola 15-21-0-222-2; TJ Lateef 5-5-0-126-1; Jalyn Gramstad 3-3-0-14-0.

RECEIVING: HCU: Ja'Ryan Wallace 5-31; Deuce McMillan 2-17; Tamarcus Gray Jr. 2-13; Adrian Green 1-6; Mason Graham 1-0. **NEB:** Dane Key 4-104; Cortez Mills Jr. 3-98; Isaiah Mozee 3-26; Jacory Barney Jr. 3-22; Kwinten Ives 2-36; Conor Booth 2-11; Emmett Johnson 2-7; Kenneth Williams 1-20; Nyzhiah Hunter 1-16; Heinrich Haarberg 1-13; Luke Lindenmeyer 1-9

INTERCEPTIONS: HCU: None. **NEB** None

FUMBLES: HCU: Team 2-0; Jake Weir 1-1, Jordan Montanez 1-1. **NEB:** Team 1-0

TACKLE LEADERS: HCU: Xavier Toliver 7-0; **NEB:** Rex Guthrie 1-5

	GAME 4 Sept. 20, 2025 Memorial Stadium Attend: 87,278 TV: CBS
	NO. 21/20 MICHIGAN (3-1, 1-0) 30
NEBRASKA (3-1, 0-1)	27

SCORING BY QUARTERS

Team	1st	2nd	3rd	4th	Total
#21 Michigan	10	7	10	3	30
Nebraska	0	17	0	10	27

SCORING SUMMARY

Qtr.	Time	Team	Scoring Play
1st	01:38	U-M	Zvada 46 yd FG 10-46, 03:22 MICH 3, NEB 0
1st	00:11	U-M	Underwood 37 yd rush (Zvada kick) 1-37, 00:06 MICH 10, NEB 0
2nd	08:58	NEB	Cunanan 39 yd FG 7-31, 04:10 MICH 10, NEB 3
2nd	02:01	NEB	Barney 26 yd pass from Raiola (Cunanan kick) 7-63, 03:57 MICH 10, NEB 10
2nd	01:51	U-M	Haynes 75 yd rush (Zvada kick) 1-75, 00:10 MICH 17, NEB 10
2nd	00:00	NEB	Barney 52 yd pass from Raiola (Cunanan kick) 7-75, 01:51 MICH 17, NEB 17
3rd	07:43	U-M	Zvada 56 yd FG 8-22, 02:32 MICH 20, NEB 17
3rd	05:40	U-M	Marshall 54 yd rush (Zvada kick) 2-62, 00:32 MICH 27, NEB 17
4th	14:56	NEB	Cunanan 38 yd FG 12-55, 05:44 MICH 27, NEB 20
4th	03:54	U-M	Zvada 21 yd FG 16-77, 08:46 MICH 30, NEB 20
4th	01:34	NEB	Haarberg 3 yd pass from Raiola (Cunanan kick) 10-75, 02:20 MICH 30, NEB 27

TEAM STATISTICS

	U-M	NEB
FIRST DOWNS	16	24
RUSHES-YARDS (NET)	33-286	31-43
PASSING-YARDS (NET)	105	308
Passes Att-Comp-Int	23-12-0	41-30-1
TOTAL OFFENSE PLAYS-YARDS	56-391	72-351
Fumble Returns-Yards	0-0	1-0
Punt Returns-Yards	1--1	3-21
Kickoff Returns-Yards	1-1	1-23
Interception Returns-Yards	1-0	0-0
Punts (Number-Avg)	4-41.0	4-49.3
Fumbles-Lost	1-1	0-0
Penalties-Yards	5-41	3-9
Possession Time	26:43	33:17
Third-Down Conversions	4-12	2-12
Fourth-Down Conversions	0-0	2-3
Red-Zone Scores-Chances	1-1	3-4
Sacks By: Number-Yards	7-49	1-6

INDIVIDUAL STATISTICS

RUSHING: U-M: Justice Haynes 17-149; Jordan Marshall 6-80; Bryce Underwood 8-61; TEAM 2--4. **NEB:** Emmett Johnson 19-65; Mekhi Nelson 3-19; Jacory Barney Jr. 1-7; Isaiah Mozee 1-1; Dylan Raiola 7--49


PASSING: U-M: Bryce Underwood 12-22-0-105-0; Semaj Morgan 0-1-0-0-0. **NEB:** Dylan Raiola 30-41-1-308-3.

RECEIVING: U-M: Donaven McCulley 3-39; Justice Haynes 3-12; Semaj Morgan 2-22; Marlin Klein 2-21; Zack Marshall 1-6; Channing Goodwin 1-5. **NEB:** Luke Lindenmeyer 7-60; Jacory Barney Jr. 6-120; Emmett Johnson 5-32; Dane Key 3-36; Heinrich Haarberg 3-18; Nyziah Hunter 2-34; Quinn Clark 1-14; Cortez Mills Jr. 1-10; Mekhi Nelson 1--4; Henry Lutovsky 1--12.

INTERCEPTIONS: U-M: Cole Sullivan 1-0. **NEB** None

FUMBLES: U-M: Bryce Underwood 1-1. **NEB:** None

TACKLE LEADERS: U-M: Ernest Hausmann 6-3 **NEB:** Javin Wright 3-7

	GAME 5 Oct. 4, 2025 Memorial Stadium Attend: 86,496 TV: FS1
	MICHIGAN ST. (3-2, 0-2) 27
NEBRASKA (4-1, 1-1)	38

SCORING BY QUARTERS

Team	1st	2nd	3rd	4th	Total
Michigan St.	0	7	14	6	27
Nebraska	14	0	7	17	38

SCORING SUMMARY

Qtr.	Time	Team	Scoring Play
1st	09:09	NEB	Johnson 2 yd rush (Cunanan kick) 9-48, 04:14 MSU 0, NEB 7
1st	07:37	NEB	Nelson 3 yd blocked punt return (K.Cunanan kick) 0-0, 0:00 MSU 0, NEB 14
2nd	12:52	MSU	Velling 2 yd pass from Milivojevic (Connington kick) 17-75, 09:45 MSU 7, NEB 14
3rd	06:08	MSU	Chiles 16 yd rush (Connington kick) 11-48, 07:00 MSU 14, NEB 14
3rd	02:37	MSU	Chiles 4 yd rush (Connington kick) 7-38, 03:24 MSU 21, NEB 14
3rd	01:11	NEB	Barney 23 yd rush (Cunanan kick) 5-75, 01:26 MSU 21, NEB 21
4th	13:32	NEB	Cunanan 27 yd FG 7-19, 02:36 MSU 21, NEB 24
4th	06:45	NEB	Hunter 59 yd pass from Raiola (Cunanan kick) 1-59, 00:09 MSU 21, NEB 31
4th	04:27	NEB	Johnson 11 yd rush (Cunanan kick) 2-17, 00:50 MSU 21, NEB 38
4th	02:01	MSU	Milivojevic 1 yd rush (pass failed) 7-75, 02:26 MSU 27, NEB 38

TEAM STATISTICS

	MSU	NEB
FIRST DOWNS	15	14
RUSHES-YARDS (NET)	38-84	31-67
PASSING-YARDS (NET)	156	194
Passes Att-Comp-Int	30-15-2	24-16-1
TOTAL OFFENSE PLAYS-YARDS	68-240	55-261
Fumble Returns-Yards	0-0	1-0
Punt Returns-Yards	0-0	5-109
Kickoff Returns-Yards	1-2	0-0
Interception Returns-Yards	1-0	2-7
Punts (Number-Avg)	5-40.8	4-30.0
Fumbles-Lost	1-1	1-0
Penalties-Yards	5-45	6-44
Possession Time	33:21	26:39
Third-Down Conversions	2-14	5-13
Fourth-Down Conversions	4-5	0-2
Red-Zone Scores-Chances	4-4	3-3
Sacks By: Number-Yards	7-49	1-6

INDIVIDUAL STATISTICS

RUSHING: MSU: Makhi Frazier 18-58; Aidan Chiles 13-23; Brandon Tullis 5-4; Alessio Milivojevic 1-1; TEAM 1--2. **NEB:** Emmett Johnson 13-83; Mekhi Nelson 1-11; Isaiah Mozee 3-9; Heinrich Haarberg 1-2; Dylan Raiola 9--17; TEAM 4--21


PASSING: MSU: Aidan Chiles 9-23-2-85-0; Alessio Milivojevic 6-7-0-71-1. **NEB:** Dylan Raiola 16-24-1-194-1

RECEIVING: MSU: Nick Marsh 4-41; Makhi Frazier 4-17 Jack Velling 3-37; Brandon Tullis 1-24; Evan Boyd 1-14
Chrishon McCray 1-14; Omari Kelly 1-9. **NEB:** Emmett Johnson 6-37; Nyziah Hunter 4-93; Jacory Barney Jr. 2-47; Cortez Mills Jr. 1-10; Luke Lindenmeyer 1-6; Carter Nelson 1-3; Heinrich Haarberg 1--2

INTERCEPTIONS: MSU: Jordan Hall 1-0. **NEB** DeShon Singleton 2-7

FUMBLES: MSU: Sam Edwards 1-0. **NEB:** Team 1-0

TACKLE LEADERS: MSU: Jordan Hall 5-3 **NEB:** Javin Wright 4-6

	GAME 6 Oct. 11, 2025 SECU Stadium Attend: 39,623 TV: BTN
	NEBRASKA (5-1, 2-1) 34
MARYLAND (4-2, 1-2)	31

SCORING BY QUARTERS

Team	1st	2nd	3rd	4th	Total
Nebraska	7	17	0	10	34
Maryland	0	17	14	0	31

SCORING SUMMARY

Qtr.	Time	Team	Scoring Play
1st	07:15	NEB	Hunter 64 yd pass from Raiola (Cunanan kick), 1-64, 00:12 NEB 7, MD 0
2nd	14:55	NEB	Cunanan 43 yd FG 10-47, 05:43 NEB 10, MD 0
2nd	11:32	MD	Ray 28 yd rush (O'Haire kick) 8-75, 03:23 NEB 10, MD 7
2nd	08:25	MD	Haughton Jr. 21 yd pass from Washington (O'Haire kick), 4-33, 02:20 NEB 10, MD 14
2nd	07:27	NEB	Lindenmeyer 7 yd pass from Raiola (Cunanan kick), 2-10, 00:46 NEB 17, MD 14
2nd	05:37	NEB	Hunter 12 yd pass from Raiola (Cunanan kick), 3-46, 00:53 NEB 24, MD 14
2nd	00:24	MD	O'Haire 37 yd FG 13-66, 03:00 NEB 24, MD 17
3rd	09:58	MD	Williams 1 yd rush (O'Haire kick) 10-75, 04:58 NEB 24, MD 24
3rd	06:40	MD	Joyner 67 yd interception return (O'Haire kick) 0-0, 0:00 NEB 24, MD 31
4th	07:47	NEB	Cunanan 27 yd FG 12-83, 06:15 NEB 27, MD 31
4th	1:08	NEB	Key 3 yd pass from Raiola (Cunanan kick) 7-81, 02:34 34-31 NEB 34, MD 31

TEAM STATISTICS

	NEB	MD
FIRST DOWNS	23	18
RUSHES-YARDS (NET)	30-193	31-130
PASSING-YARDS (NET)	260	249
Passes Att-Comp-Int	29-20-3	37-27-0
TOTAL OFFENSE PLAYS-YARDS	59-453	68-379
Fumble Returns-Yards	0-0	0-0
Punt Returns-Yards	2-3	0-0
Kickoff Returns-Yards	4-162	2-35
Interception Returns-Yards	0-0	3-73
Punts (Number-Avg)	1-20.0	5-40.8
Fumbles-Lost	0-0	0-0
Penalties-Yards	6-49	8-73
Possession Time	28:33	31:27
Third-Down Conversions	3-7	7-15
Fourth-Down Conversions	0-1	0-2
Red-Zone Scores-Chances	5-5	2-2
Sacks By: Number-Yards	1-14	1-10

INDIVIDUAL STATISTICS

RUSHING: NEB: Emmett Johnson 21-176; Isaiah Mozee 5-24; TEAM 1--1; Heinrich Haarberg 1--2; Dylan Raiola 2--4. **MD:** Nolan Ray 11-62; DeJuan Williams 10-36; Malik Washington 6-23; Iverson Howard 2-7; Jalil Farooq 1-2

PASSING: NEB: Dylan Raiola 20-29-3-260-4. **MD:** Malik Washington 27-37-0-249-1

RECEIVING: NEB: Nyziah Hunter 5-125; Dane Key 4-43; Jacory Barney Jr. 3-16; Luke Lindenmeyer 2-30; Emmett Johnson 2-20; Isaiah Mozee 2-10; Heinrich Haarberg 1-13 Keelan Smith 1-3. **MD:** Shaleak Knotts 5-62; DeJuan Williams 5-35; Dorian Fleming 5-33; Nolan Ray 4-23; Octavian Smith Jr. 3-35; Kaleb Webb 2-25; Jalil Farooq 2-15; Leon Haughton Jr. 1-21.

INTERCEPTIONS: MD: None. **NEB** None

FUMBLES: MD: None. **NEB** None

TACKLE LEADERS: NEB: Javin Wright 9-3. **MD:** Lavain Scruggs 7-0; Jalen Huskey 6-1; Daniel Wingate 4-3.

	GAME 1 Oct. 17, 2025 Huntington Bank Stadium Attend: 48,549 TV: FOX
	NO. 25 NEBRASKA (5-2, 2-2) 6
MINNESOTA (5-2, 3-1)	24

SCORING BY QUARTERS

Team	1st	2nd	3rd	4th	Total
Nebraska	3	3	0	0	6
Minnesota	0	7	7	10	24

SCORING SUMMARY

Qtr.	Time	Team	Scoring Play
1st	00:00	NEB	Cunanan 33 yd FG 12-70, 06:42 NEB 3, MINN 0
2nd	13:20	MINN	Lindsey 1 yd rush (Denaburg kick), 4-90, 01:34 NEB 3, MINN 7
2nd	04:25	NEB	Cunanan 30 yd FG 9-69, 05:28 NEB 6, MINN 7
3rd	02:36	MINN	Brockington 20 yd pass from Lindsey (Denaburg kick), 14-98, 08:43 NEB 6, MINN 14
4th	12:32	MINN	Taylor 1 yd rush (Denaburg kick) 6-62, 02:48 NEB 6, MINN 21
4th	05:14	MINN	Denaburg 30 yd FG 8-62, 04:23 NEB 6, MINN 24

TEAM STATISTICS

	NEB	MINN
FIRST DOWNS	13	18
RUSHES-YARDS (NET)	29-36	35-186
PASSING-YARDS (NET)	177	153
Passes Att-Comp-Int	25-17-0	20-16-0
TOTAL OFFENSE PLAYS-YARDS	54-213	55-339
Fumble Returns-Yards	0-0	0-0
Punt Returns-Yards	2-22	1-2
Kickoff Returns-Yards	1-12	2-43
Interception Returns-Yards	0-0	0-0
Punts (Number-Avg)	5-44.6	5-39.6
Fumbles-Lost	0-0	1-0
Penalties-Yards	6-65	3-30
Possession Time	28:01	31:59
Third-Down Conversions	3-12	5-12
Fourth-Down Conversions	0-1	0-0
Red-Zone Scores-Chances	2-2	4-4
Sacks By: Number-Yards	1-2	9-63

INDIVIDUAL STATISTICS

RUSHING: **NEB:** Emmett Johnson 14-63; Isaiah Mozee 2-7; Dylan Raiola 13-34. **MINN:** Darius Taylor 24-148; Fame Ijeboi 8-34; Cam Davis 1-5; Drake Lindsey 2-1.

PASSING: **NEB:** Dylan Raiola 17-25-0-177-0. **MINN:** Drake Lindsey 16-20-0-153-1.

RECEIVING: **NEB:** Nyzhiah Hunter 5-40; Emmett Johnson 5-37; Luke Lindenmeyer 4-52; Quinn Clark 1-43; Cortez Mills Jr. 1-4; Jacory Barney Jr. 1-1. **MINN:** Darius Taylor 4-16; Jalen Smith 3-59; Lemeke Brockington 2-32; Jameson Geers 2-14; Javon Tracy 2-7; Malachi Coleman 1-15; Logan Loya 1-7; Drew Biber 1-3

INTERCEPTIONS: **NEB** None. **MINN:** None.

FUMBLES: **NEB** None. **MINN:** Team 1-0.

TACKLE LEADERS: **NEB:** Javin Wright 5-7; **MINN** Za'Quan Bryan 5-3