



NEBRASKA BASKETBALL

2025-26 GAME NOTES

X HUSKERMBB

Instagram HUSKERMBB

f HUSKERMBB

GAME #1

OPPONENT: WEST GEORGIA
DATE: MONDAY, NOV. 3
TIPOFF: 7:01 P.M. (CENTRAL)
LOCATION: LINCOLN, NEB.
ARENA: PINNACLE BANK ARENA

GAME AT A GLANCE



Nebraska Cornhuskers

2024-25 Record: 21-14
Head Coach: Fred Hoiberg
Record at Nebraska: 84-108 (7th year)
Career Record: 199-164 (12th year)



Huskers Radio Network

Play-by-Play: Kent Pavelka
Analyst: Jeff Smith



West Georgia Wolves

2024-25 Record: 6-25
Head Coach: Dave Moore
Record at School: 109-93 (8th year)
Career Record: Same



B1G+ (online only)

Play-by-Play: Jessica Coody
Analyst: Andy Markowski

ON THE AIR

Radio: Monday's game will be carried on select Huskers Radio Network stations with Kent Pavelka and Jeff Smith on the call, including KLIN (1400 AM) in Lincoln, KCRO (660 AM) and KIBM (1490 AM) in Omaha and KRVN (880 AM) in Lexington. The pregame show begins an hour before tipoff and will also be available on Huskers.com and the Huskers app.

TV/Online: Monday's game is not televised but will be available online at B1G Plus with Jessica Coody and Andy Markowski on the call. To subscribe or for more info, visit bigtenplus.com

2025-26 SCHEDULE

Date	AP Rk.	Opponent	TV/Online	Time
Oct. 18		BYU (Exhibition)	B1G+	W. 90-89
Oct. 27		Midland (Exhibition)	B1G+	W. 91-50
Nov. 3		West Georgia	B1G+	7 p.m.
Nov. 8		Florida International	B1G+	Noon
Nov. 11		Maryland-Eastern Shore	B1G+	7 p.m.
Nov. 15		vs. Oklahoma (Sioux Falls)	BTN or B1G+ ^^	6 p.m.
Nov. 20		vs. New Mexico (Kansas City)	Peacock	6 p.m.
Nov. 21		vs. Kansas State or Mississippi State	Peacock	6 p.m. or 8:30 p.m.
Nov. 25		Winthrop	BTN	7:30 p.m.
Nov. 29		South Carolina Upstate	B1G+	1 p.m.
Dec. 7		Creighton	FS1	4 p.m.
Dec. 10		Wisconsin *	BTN	8 p.m.
Dec. 13		at Illinois *	Peacock	3 p.m.
Dec. 21		North Dakota	BTN	7 p.m.
Dec. 30		New Hampshire	BTN	8 p.m.
Jan. 2		Michigan State *	Peacock	8 p.m.
Jan. 5		at Ohio State *	FS1	5:30 p.m.
Jan. 10		at Indiana *	BTN	11 a.m.
Jan. 13		Oregon *	BTN	8 p.m.
Jan. 17		at Northwestern *	BTN	3 p.m.
Jan. 21		Washington *	BTN	8 p.m.
Jan. 24		at Minnesota *	FS1	11 a.m.
Jan. 27		at Michigan *	Peacock	6 p.m.
Feb. 1		Illinois *	FS1	3 p.m.
Feb. 7		at Rutgers *	BTN	11 a.m.
Feb. 10		Purdue *	FS1	6 p.m.
Feb. 14		Northwestern *	BTN	Noon
Feb. 17		at Iowa *	BTN	8 p.m.
Feb. 21		Penn State *	BTN	1 p.m.
Feb. 25		Maryland *	BTN	6 p.m.
Feb. 28		at USC *	BTN	3 p.m.
March 3		at UCLA *	FS1	10 p.m.
March 8		Iowa *	FOX	4 p.m.
March 10-15		at Big Ten Tournament (Chicago)	TBD	TBD

*-Big Ten Conference Game; **Home games** are in red and bold

^^-Broadcast channel announced by Nov. 9

HUSKERS OPEN WITH WEST GEORGIA MONDAY NIGHT

The Nebraska men's basketball program opens the 2025-26 season this Monday, Nov. 3, as the Huskers welcome West Georgia to Pinnacle Bank Arena. Tipoff is slated for 7:01 p.m., and the game will be carried on B1G+ (subscription required). The radio broadcast is available on the Husker Sports Network, as well as on Huskers.com and on the Huskers app. Tickets in the 300 Level are available for the matchup by visiting Huskers.com/Tickets or at the PBA Ticket Office beginning at 5:30 p.m. on Monday.

The Huskers went 2-0 during its two exhibitions, a 90-89 win over No. 8 BYU on Oct. 18 and a 91-50 win over Midland on Oct. 27. In Monday's win over Midland, redshirt freshman Braden Frager poured in a game-high 21 points, including six 3-pointers, while Pryce Sandfort added 18 points in 18 minutes of work. Jared Garcia was the third Husker in double figures with 10 points and added five rebounds. NU got 51 points from its bench as no Husker played more than 18:30 on Monday. After a slow start, Nebraska took control with a 13-0 run midway through the first half keyed by a trio of Frager 3-pointers.

One constant during both of NU's exhibitions has been the team's shooting from 3-point range. NU shot nearly 40 percent from long range while averaging 15.5 3-pointers per game in the two exhibitions. Four different players (Rienk Mast, Connor Essegian, Braden Frager and Pryce Sandfort) hit at least four 3-pointers in at least once in exhibition play. Last season, NU was ninth in the Big Ten with 7.5 3-pointers per game.

West Georgia looks to make a jump after going 6-26 in its first season of Division I action. The Wolves return a trio of starters headlined by Shelton Williams-Dryden, who averaged 17.6 points and 7.5 rebounds per game last season while shooting 55 percent from the field. Williams-Dryden was a preseason All-ASUN selection for Head Coach Dave Moore, who begins his eighth season at UWG.

Most 3's by Hoiberg Coach NCAA Team			
No.	3p FG	Team vs. Opponent	Date
1.	17	ISU vs. Kansas	2/25/13
2.	16	ISU vs. Northern Colo.	11/22/11
3.	15	NEB vs. Kennesaw St.	12/22/21
	15	SU at Oklahoma	2/4/12
	15	ISU vs. UNC Wilmington	11/10/13

199 Head Coach Fred Hoiberg will be going for career win No. 200 in the season opener against West Georgia. Hoiberg is 199-164 in 11 seasons of coaching at the collegiate level.

2025-26 ROSTER AT A GLANCE

No	Name	Pos.	Ht.	Wt.	Yr.	Hometown	2024-25 School	GP/GS	MPG	PPG	RPG	APG	BPG	SPG
0	Connor Essegian	G	6-4	205	Sr.	Fort Wayne, Ind.		35/3	22.4	10.7	2.8	1.1	0.1	0.5
1	#-Sam Hoiberg	G	6-0	180	Sr.	Lincoln, Neb.		35/15	23.3	3.9	2.3	1.9	0.1	1.4
2	Kendall Blue	G	6-6	200	Sr.	Woodbury, Minn.	St. Thomas	34/34	27.1	12.3	4.4	2.4	1.0	0.4
5	Braden Frager	F	6-7	215	Rfr.	Lincoln, Neb.		Redshirted in 2024-25						
6	Will Cooper	F	6-6	215	So	Omaha, Neb.	Air Force	21/0	15.1	5.3	1.8	0.4	0.1	0.4
7	Justin Bolis	F	6-8	225	So.	Lincoln, Neb.		Redshirted in 2024-25						
9	#-Berke Büyüktuncel	F	6-10	244	Jr.	Bursa, Türkiye		31/28	22.7	6.0	5.5	1.4	0.7	0.6
10	#-Jamarques Lawrence	G	6-3	185	Sr.	Plainfield, N.J.	Rhode Island	31/31	28.8	9.9	1.8	2.5	0.8	0.1
11	Quentin Rhymes	G	6-6	192	Fr.	Phoenix, Ariz.								
13	Ugnius Jaruševičius	F	6-11	245	Sr.	Alytus, Lithuania	Central Michigan	26/24	26.7	16.2	7.3	0.6	0.6	0.7
15	Jared Garcia	F	6-8	235	Sr.	Houston, Texas	Tulsa	17/0	17.3	9.6	4.2	0.9	0.2	0.7
21	#-Pryce Sandfort	F	6-7	210	Jr.	Waukeke, Iowa	Iowa	33/2	22.4	8.8	2.9	1.3	0.6	0.2
31	Cale Jacobsen	G	6-4	195	Jr.	Ashland, Neb.		24/3	7.5	1.2	1.2	0.9	0.2	0.5
33	Leo Curtis	F	7-2	245	Fr.	Reykjavik, Iceland								
35	Henry Burt	F	6-7	235	Jr.	Omaha, Neb.		4/0	1.8	0.5	0.0	0.0	0.0	0.0
51	#-Rienk Mast	F	6-10	250	Sr.	Groningen, Netherlands		32/32^	29.7	12.3	7.5	2.97	0.5	0.4

^--2023-24 stats; redshirted in 2024-25; #-Starters last game vs. Midland

2024-25 NEBRASKA BASKETBALL ROSTER

No.	VL	Name	Pos.	Ht.	Wt.	Yr.	Hometown	Previous School	X	Instagram
0	*	Connor Essegian	G	6-4	205	Sr.	Fort Wayne, Ind.	Wisconsin	@CESsegian	connoressegian
1	***	Sam Hoiberg	G	6-0	180	Sr.	Lincoln, Neb.	Pius X HS	@samhoiberg	samhoiberg
2		Kendall Blue	G	6-6	200	Sr.	Woodbury, Minn.	St. Thomas	@Kendallblue9	Kendallblue_
5		Braden Frager	F	6-7	215	RFr.	Lincoln, Neb.	Southwest HS	@Braden_Frager	braden_frager
6		Will Cooper	F	6-6	215	So	Omaha, Neb.	Air Force	@WillCoop33	
7		Justin Bolis	F	6-8	225	So.	Lincoln, Neb.	Southeast CC	@JustinBolis	justinbolis
9	*	Berke Büyüktuncel	F	6-10	244	So.	Bursa, Türkiye	UCLA		berkebuyuktuncel
10	**	Jamarques Lawrence	G	6-3	185	Sr.	Plainfield, N.J.	Rhode Island	@Lawrence10_	jaayswishh
11		Quentin Rhymes	G	6-6	192	Fr.	Phoenix, Ariz.	Hillcrest [Ariz.] Prep	@QuentinRhymes	qrhymess
13		Ugnius Jaruševičius	F	6-11	245	Sr.	Alytus, Lithuania	Central Michigan		ugniusj21
15		Jared Garcia	F	6-8	235	Sr.	Houston, Texas	Tulsa		one5chino
21		Pryce Sandfort	F	6-7	210	Jr.	Waukee, Iowa	Iowa	@pryclesandfort	pryclesandfort
31	**	Cale Jacobsen	G	6-4	195	Jr.	Ashland, Neb.	Ashland-Greenwood HS	@calejacobsen_	calejacobsen_
33		Leo Curtis	F	7-2	245	Fr.	Reykjavik, Iceland	CATS [Mass.] Academy	@LeoCurt1s	leocurt1s
35	**	Henry Burt	F	6-7	235	Jr.	Omaha, Neb.	Elkhorn South HS	@HenryBurt15	henryburt0
51	*	Rienk Mast	F	6-10	250	Sr.	Groningen, Netherlands	Bradley		rienk_mast

as of Oct. 15

2025-26 NEBRASKA BASKETBALL COACHING STAFF

Head Coach

Fred Hoiberg, seventh season (Iowa State, 1995)

Assistant Coaches

Nate Loenser, fifth season (Iowa State, 2002)

Ernie Zeigler, fourth season (Cleary, 1994)

Pat Monaghan, first season (Lewis, 2006)

Padyñ Borders, first season (Nebraska, 2022)

Support Staff

General Manager:

Director of Men's Basketball Strength & Conditioning:

Assistant Director of Basketball Operations:

Director of Player Development:

Video Coordinator:

Analytics Coordinator:

Graduate Managers

Luca Virgilio

Kurt Joseph

Sheryl Burbach

Emmanuel Tommy

Michael Bania

Justin Moore

Braden Grant, Charlie Hoiberg

and Satchel Stern

Andrew McCabe

Jake Blattner

Elise Nelson

Matt Thome

Pat Norris

Athletic Trainer:

Team Nutritionist:

Sports Psychologist:

NAPL Director:

Equipment Manager:

PRONUNCIATION GUIDE

Name	Pronunciation
Berke Büyüktuncel	BEAR-keh buh-YOOK-toon-jell
Leo Curtis	LAY-o
Connor Essegian	eh-SEE-jin
Braden Frager	FRAY-gurr
Ugnius Jarusevicius	OOOG-niss YARE-rue-SHEHH-vih-CHUSS
Jamarques Lawrence	juh-MAR-kiss
Nate Loenser	Len-zer
Rienk Mast	RINK
Pryce Sandfort	Sand-Fort
Ernie Zeigler	Zig-ler

HUSKERS RADIO NETWORK



KENT PAVELKA

- Is in his 39th season of calling Husker men's basketball
- Called NU basketball for two stretches from 1974-1996 before returning to play-by-play duties full time in 2006-07
- Called his 1,000th Husker basketball game in 2018-19
- Six-time Nebraska Sportscaster of the Year who was inducted into the Nebraska Broadcasters Hall of Fame in 2019



JEFF SMITH

- Is in his first season on the broadcast team after serving as a high school and college coach
- Was an assistant coach at Nebraska from 1988 until 1995 under Danny Nee, helping the Huskers to six postseason appearances, including a school-record four straight NAAs (1991-94)
- Also coached at Eastern Washington and Peru State
- Spent 20 seasons at Lincoln Southeast High School, leading the program to a 324-153 record with 13 state tournament berths and two state championship final appearances in 20 seasons.

City	Station	Frequency	City	Station	Frequency
Ainsworth	KBRB	1400 AM	Lexington	KAMI	1580 AM
Ainsworth	KBRB	106.3 FM	Lexington	KRVN	880 AM
Aurora	KRGY	97.3 FM	Lincoln	KLIN	1400 AM
Beatrice	KWBE	1450 AM	Lincoln	KLIN	99.3 FM
Broken Bow	KBBN	95.3 FM	McCook	KZMC	102.1 FM
Chadron	KCSR	610 AM	McCook	KIOD	105.3 FM
Columbus	KJSK	900 AM	McCook	KSWN	93.9 FM
Columbus	KKOT	93.5 FM	Nebraska City	KNCY	1600 AM
Fairbury	KGMT	1310 AM	Norfolk	KNEN	94.7 FM
Falls City	KTNC	1230 AM	North Platte	KODY	1240 AM
Falls City	KTNC	107.1 FM	North Platte	KXNP	103.5 FM
Fremont	KHUB	1340 AM	North Platte	KHAQ	98.5 FM
Fremont	KFMT	105.5 FM	Omaha	KCRO	660 AM
Gibbon	KMTY	97.7 FM	Omaha	KIBM	1490 AM
Gordon	KSDZ	95.5 FM	O'Neill	KBRX	102.9 FM
Grand Island	KRGI	1430 AM	Scottsbluff	KNEB	94.1 FM
Hastings	KHAS	1230 AM	Scottsbluff	KNEB	960 AM
Hastings/Kearney	KICS/KXPN	1450/1460 AM	Sidney	KSID	98.7 FM
Hay Springs	KBPY	107.7 FM	Superior	KRFS	1600 AM
Holdrege	KUVR	1380 AM	Superior	KRFS	103.9 FM
Holdrege	KUVR	96.9 FM	Terrytown	KOLT	690 AM
Imperial	KADL	102.9 FM	Valentine	KVSH	940 AM
Kearney	KGFV	1340 AM	Valentine	KDJI	99.5 FM
Kearney	KGFV	96.1 FM	Also available nationwide on Huskers.com and the Huskers App.		
Kearney	KQKY	105.9 FM			

PROBABLE STARTERS (BASED ON LAST GAME VS. MIDLAND)



#1 SAM HOIBERG | G | SR. | 6-0 | 180 | LINCOLN, NEB.

2024-25 Averages: PPG: 3.9 | RPG: 2.3 | APG: 1.9 | SPG: 1.4

Worth Noting: Started 15 of NU's last 16 games in 2024-25 and has played in 90 games as a Husker... Finished 11th in the Big Ten in steals in 2024-25...Dished out a career-high seven assists vs. UCF in the College Basketball Crown title game, as he averaged 4.0 ppg, 3.0 rpg, 3.7 apg and 2.0 spg in the CBC... Had a season-high 12 points in the regular-season finale vs. Iowa...Played in all 34 games in 2023-24, averaging 3.4 points, 2.9 rebounds and 1.7 assists per game while posting a team-best 2.5-to-1 assist-to-turnover ratio...Tied his career high with 15 points against Lindenwood...Moved into the rotation midway through 2022-23 season, averaging 4.1 ppg, including 15 points at Maryland.

Career Bests: Pts: 15 (2x) | Reb: 7 (2x) | Ast: 7 | Stl: 4 (3x) | Bl: 1 (9x)

#10 JAMARQUES LAWRENCE | G | SR. | 6-3 | 185 | PLAINFIELD, N.J.

2024-25 Averages (at URI): PPG: 9.9 | RPG: 1.8 | APG: 2.5

Worth Noting: Returns to NU after spending last season at Rhode Island...Was a two-year performer with 35 career starts at NU...Dished out nine assists in the exhibition opener vs. BYU...Averaged 9.9 rpg and 2.5 apg while starting 31 games at URI last season... Shot 39 percent from 3-point while averaging nearly 2 3-pointers per game...Reached double-figures 13 times, including a career-high 20 points vs. St. Bonaventure...Played in all 34 games (23 starts) at NU in 2023-24, averaging 6.9 ppg, 3.1 rpg and 2.5 apg... Had 19 points on 5-of-5 shooting from 3-point range, along with six boards and five assists at Indiana... Starred at Roselle (N.J.) Catholic, helping the school to a 29-3 record, a state title and a top-10 national finish in 2021-22...Earned first-team all-state honors, averaging 15.9 ppg, 5.0 rpg and 3.5 apg.

Career Bests (includes URI): Pts: 20 | Reb: 9 | Ast: 7 (2x) | Bl: 1 (7x) | St: 4 (2x)

#21 PRYCE SANDFORT | F | JR. | 6-7 | 210 | WAUKEE, IOWA

2024-25 Averages (at Iowa): PPG: 8.8 | RPG: 2.9 | APG: 1.3

Worth Noting: Iowa transfer who averaged 15.0 ppg during NU's two exhibitions and was the only Husker in double figures in both contests...Two-year performer at Iowa who played in 65 games for the Hawkeyes... Averaged 8.8 ppg on 49 percent shooting, including 40 percent from 3-point range in 2024-25...Recorded his first career double-double in PBA against Nebraska last season (16 points/11 caroms)...Recorded 15 games in double figures last season, highlighted by a career-high 22 points, including 6-of-8 from 3-point range, vs. Southern...Played in 33 games as a freshman, averaging 2.3 ppg...Was Iowa Mr. Basketball in 2023 at Waukee Northwest (24.9 ppg, 11.0 rpg, 2.8 apg, 2.7 bpg, 1.7 spg...Older brother (Payton) was an All-Big Ten performer at Iowa and both parents played college basketball.

Career Bests (includes Iowa): Pts: 22 | Reb: 11 | Ast: 4 | Stl: 2 (4x) | Bl: 2 (2x)

#9 BERKE BÜYÜKTUNCER | F | SO. | 6-10 | 240 | BURSA, TÜRKİYE

2024-25 Averages: PPG: 6.2 | RPG: 5.6 | APG: 1.4

Worth Noting: Returns after starting 28 games last year...Grabbed seven boards and had two steals in 15 minutes vs. Midland...Totaled six points, four boards and three blocked shots vs. BYU...Averaged 6.0 points and a team-high 5.5 rebounds per game...Had five double-figure games in 2024-25, including a career-high 16 points on 6-of-8 shooting vs. Oregon State and 15 points against Ohio State and vs. Saint Mary's...Recorded 15 points, three steals and three blocked shots vs. Saint Mary's...Played in 26 games at UCLA in 2023-24...No. 36 player in the class of 2023 by 24/7 Sports, while he was rated by ESPN.com as the No. 2 international player to enter college basketball in 2023-24...Led Türkiye to a third-place finish at the FIBA U19 World Cup and and was named to the "All-Star Five" at the event, as he averaged 11.4 ppg, 8.3 rpg and 3.7 apg.

Career Bests (includes UCLA): Pts: 16 | Reb: 9 (7x) | Ast: 4 | Stl: 4 | Bl: 3

#51 RIENK MAST | F | SR. | 6-10 | 250 | GRONINGEN, NETHERLANDS

2024-25 Averages: DNP

Worth Noting: Makes his first regular-season appearance since the 2024 NCAA Tournament after missing last season...Had a game-high 31 points, including 7-of-8 from 3-point range, vs. BYU...Finished with eight points and seven boards in 13 minutes vs. Midland...Was a third-team All-Big Ten (coaches) selection in 2023-24...Led NU with six double-doubles in 2023-24, the most by a Husker since 2007-08...Career-high 34 points, including 6-of-8 from 3-point range, and 10 boards vs. OSU...Shined at K-State with 19 points and 12 caroms...Posted 20 points and a season-high 16 rebounds against FAMU...Earned All-Missouri Valley Conference honors in '22 & '23 at Bradley...First-team All-MVC honors in '22-23, leading Bradley in scoring (13.8 ppg) & rebounding (8.0 rpg)...Led the MVC in rebounding in 2021-22 at 8.4 rpg and chipped in 11.6 ppg.

Career Bests (includes Bradley): Pts: 34 | Reb: 17 | Ast: 8 | Stl: 3 (3x) | Bl: 3 (2x)

NATIONAL POLLS

ASSOCIATED PRESS (PRESEASON)

No	Team (1st)	Record	Points	Prev.
1	Purdue (35)		1485	
2	Houston (16)		1459	
3	Florida (8)		1382	
4	UConn (2)		1299	
5	St. John's		1203	
6	Duke		1123	
7	Michigan		1084	
8	BYU		1078	
9	Kentucky		1056	
10	Texas Tech		1015	
11	Louisville		966	
12	UCLA		741	
13	Arizona		715	
14	Arkansas		695	
15	Alabama		620	
16	Iowa State		616	
17	Illinois		567	
18	Tennessee		462	
19	Kansas		453	
20	Auburn		424	
21	Gonzaga		387	
22	Michigan State		188	
23	Creighton		158	
24	Wisconsin		136	
25	North Carolina		104	

Others receiving votes: NC State 101, Oregon 98, San Diego St. 74, Texas 35, Ohio St. 23, Kansas St 13, Mississippi 11, Southern Cal 10, Missouri 8, Washington 7, Vanderbilt 7, Iowa 6, Boise St. 4, Mississippi St. 3, VCU 2, Virginia 2, Saint Mary's 2, Indiana 1, Oklahoma 1, Baylor 1.

USA TODAY COACHES (PRESEASON)

No	Team (1st)	Record	Points	Prev.
1	Purdue (18)		755	
2	Houston (12)		749	
3	Florida (1)		704	
4	UConn		647	
5	Duke		623	
6	St. John's		609	
7	Michigan		569	
8	BYU		532	
9	Kentucky		529	
10	Louisville		456	
11	Texas Tech		455	
12	UCLA		421	
13	Arizona		398	
14	Illinois		349	
15	Arkansas		329	
16	Alabama		322	
17	Tennessee		292	
18	Iowa State		289	
19	Kansas		235	
20	Gonzaga		185	
21	Michigan State		144	
22	Auburn		114	
23	Creighton		103	
24	Wisconsin		62	
25	North Carolina		37	

Others receiving votes: North Carolina State 33; Oregon 26; San Diego State 15; Ohio State 15; Baylor 13; Virginia 11; Vanderbilt 10; USC 7; Texas 6; Villanova 5; Missouri 5; Ole Miss 4; Washington 3; Saint Mary's 3; Iowa 3; Cincinnati 3; VCU 2; Oklahoma State 1; Kansas State 1; Boise State 1;

Team	B1G	Pct.	Overall	Pct.
^Michigan State	17-3	.850	30-7	.811
^Maryland	14-6	.700	27-9	.750
^Michigan	14-6	.700	27-10	.730
^Purdue	13-7	.650	24-12	.667
^UCLA	13-7	.650	23-11	.676
^Wisconsin	13-7	.650	27-10	.730
^Illinois	12-8	.600	22-13	.629
^Oregon	12-8	.600	25-10	.714
Indiana	10-10	.500	19-13	.594
Ohio State	9-11	.450	17-15	.531
Rutgers	8-12	.400	15-17	.469
Iowa	7-13	.350	17-16	.515
Minnesota	7-13	.350	15-17	.469
@Nebraska	7-13	.350	21-14	.600
Northwestern	7-13	.350	17-16	.515
@USC	7-13	.350	17-18	.485
Penn State	6-14	.300	16-15	.516
Washington	4-16	.200	13-18	.419

^-NCAA Tournament; @-College Basketball Crown

Schedule and Results

Date	Matchup	Time
Nov. 3	Maryland at Coppin State	5:30 PM CST
Nov. 3	IUPUI at Ohio State	5:30 PM CST
Nov. 3	Fairfield at Penn State	6:00 PM CST
Nov. 3	Colgate at Michigan State	6:00 PM CST
Nov. 3	Campbell at Wisconsin	7:00 PM CST
Nov. 3	Gardner-Webb at Minnesota	7:00 PM CST
Nov. 3	Mercyhurst at Northwestern	7:00 PM CST
Nov. 3	West Georgia at Nebraska	7:00 PM CST
Nov. 3	Jackson State at Illinois	7:30 PM CST
Nov. 3	Oakland at Michigan	7:30 PM CST
Nov. 3	Cal Poly at USC	8:30 PM CST
Nov. 3	Eastern Wash. at UCLA	9:30 PM CST
Nov. 3	Ark.-Pine Bluff at Washington	10:00 PM CST
Nov. 4	Evansville at Purdue	5:30 PM CST
Nov. 4	Robert Morris at Iowa	7:30 PM CST
Nov. 4	Hawaii at Oregon	9:30 PM CST
Nov. 5	Rider at Rutgers	5:00 PM CST
Nov. 5	Alabama A&M at Indiana	7:00 PM CST
Nov. 6	Denver at Washington	9:00 PM CST
Nov. 7	Boston U. at Northwestern	5:00 PM CST
Nov. 7	Georgetown at Maryland	5:00 PM CST
Nov. 7	Purdue Fort Wayne at Ohio State	5:30 PM CST
Nov. 7	Oakland at Purdue	6:00 PM CST
Nov. 7	FGCU at Illinois	6:00 PM CST
Nov. 7	Western Ill. at Iowa	6:00 PM CST
Nov. 7	NIU at Wisconsin	7:30 PM CST
Nov. 7	Rice at Oregon	9:00 PM CST
Nov. 7	Pepperdine at UCLA	9:30 PM CST
Nov. 8	Alcorn at Minnesota	11:00 AM CST
Nov. 8	Penn State at New Haven	12:00 PM CST
Nov. 8	FIU at Nebraska	12:00 PM CST
Nov. 8	Arkansas at Michigan State	6:00 PM CST

BY THE NUMBERS

Nebraska Cornhuskers			West Georgia Wolves		
2024-25 Team Statistics (Record: 21-14)			2024-25 Team Statistics (Record: 6-25)		
Category	Nebraska	OPP	Category	WGU	OPP
Scoring	2660	2541	SCORING	2140	2426
Points per game	76.0	72.6	Points Per Game	69.0	78.3
Scoring margin	+3.4	-	Scoring Margin	-9.2	-
Field goals-att	928-2035	905-2117	FIELD GOALS-ATT	803-1848	845-1771
Field goal pct	.456	.427	Field Goal Pct	.435	.477
3 point fg-att	263-784	329-971	3 POINT FG-ATT	168-557	277-768
3-point FG pct	.335	.339	3PT FG Pct	.302	.361
3-pt FG made per game	7.5	9.4	3PT Made Per Game	5.4	8.9
Free throws-att	541-722	402-564	FREE THROWS-ATT	366-528	459-644
Free throw pct	.749	.713	FT Pct	.693	.713
F-Throws made per game	15.5	11.5	FT Made Per Game	11.8	14.8
Rebounds	1239	1236	REBOUNDS	1016	1126
Rebounds per game	35.4	35.3	Rebounds Per Game	32.8	36.3
Rebounding margin	+0.1	-	Rebounds Margin	-3.5	-
Assists	496	473	ASSISTS	418	486
Assists per game	14.2	13.5	Assists Per Game	13.5	15.7
Turnovers	396	431	TURNOVERS	350	363
Turnovers per game	11.3	12.3	Turnovers Per Game	11.3	11.7
Turnover margin	+1.0	-	Turnovers Margin	+0.4	-
Assist/turnover ratio	1.3	1.1	Assist/Turnover Ratio	1.2	1.3
Steals	251	203	STEALS	216	213
Steals per game	7.2	5.8	Steals Per Game	7.0	6.9
Blocks	103	110	BLOCKS	92	94
Blocks per game	2.9	3.1	Blocks Per Game	3.0	3.0

SCOUTING WEST GEORGIA

West Georgia makes its first trip to Lincoln on Monday night to begin the 2025-26 season. The Wolves are in a transitional period to Division I after making the move prior to the 2024-25 season. Dave Moore begins his eighth season at the helm, as he guided the school to back-to-back 20 win seasons in 2023 and 2024, including a 27-6 mark and a Gulf South Conference regular-season title in its final season in Division II. Moor was also an assistant coach at St. Bonaventure and Robert Morris before taking the West Georgia job in 2018.

Shelton Williams-Dryden is UWG's top returner and one of three starters back this season. He was third in the ASUN in scoring at 17.6 ppg while chipping in 7.5 rebounds per game. The 6-foot-6 senior is a preseason All-ASUN pick. He is joined by Kolten Griffin (9.3 ppg, 4.2 rpg) and Malcolm Noel (6.3 ppg, 3.4 apg) while the Wolves had five players redshirt last season and added seven newcomers (six transfers and one freshman) to fortify their roster.

This is NU's first meeting with West Georgia, although the Huskers are 8-0 all-time against the current members of the Atlantic Sun Conference.

FOR OPENERS

Nebraska begins its 130th season of basketball on Monday night against West Georgia and the Huskers will look for a strong opening night effort.

- Nebraska is 88-41 (.682) all-time in season openers and has won 22 of the past 24 openers dating back to an 87-83 setback at Oral Roberts to begin the 2000 season.

- The Huskers' last opener against an ASUN program marked the first game in Pinnacle Bank Arena, as Nebraska topped Florida Gulf Coast, 79-55 in 2013. FGCU was coming off a Sweet 16 appearance the previous year, and opener was the jumping off point to NU's 19-win season and NCAA Tournament appearance.

- Berke Büyüktuncel is the only Husker starter remaining from last year's season opener, as he totaled six points, six rebounds and two steals in the win over UTRGV. Of the 10 players who played in last year's opener, only Büyüktuncel, Connor Essegian and Sam Hoiberg are back on the 2025-26 roster.

- In addition, Jamarques Lawrence and Rienk Mast both started NU's season opener in 2023 vs. Lindenwood.

MIDLAND RECAP

Braden Frager scored nine of his 21 points in a 12-0 first-half run, as Nebraska overcame a slow start to down Midland, 91-50, Monday night in an exhibition game at Pinnacle Bank Arena.

Frager hit a trio of 3-pointers in a span of 1:40 as Nebraska turned an 18-16 advantage with just over nine minutes remaining in the half into a 14-point lead, as they built a 44-26 halftime lead. He finished 6-of-12 from 3-point range, as Nebraska hit 15 3-pointers in the win.

Pryce Sandfort and Jared Garcia also finished in double figures with 18 and 10 points, respectively. Sandfort hit 4-of-7 from 3-point range while Garcia had 10 points and five rebounds in 15 minutes off the bench. In all, 13 of the 15 players who saw action broke into the scoring column while no Husker played more than 19 minutes.

3 West Georgia is one of a trio of first-time opponents on Nebraska's 2025-26 schedule, joining Florida International (Nov. 8) and New Hampshire (Dec. 30).

3

For just the third time in the Big Ten era (2011-12 to present), Nebraska returns multiple double-figure scorers with Rienk Mast (12.3 ppg in 2023-24) and Connor Essegian (10.7 ppg). In both previous instances (2018-19 and 2024-25), Nebraska has advanced to postseason play.

A LOOK AT NEBRASKA

The Huskers begin their quest for a third straight postseason appearance, bringing back four players who have made at least 15 starts in NU careers. The Huskers will be led by All-Big Ten forward Rienk Mast, who returns after missing all last season following knee surgery. Two years ago, Mast averaged 12.3 points and led NU in both rebounding (7.5 rpg) and assists (3.0 apg). NU also brings back returning starters Berke Büyüktuncel (6.0 ppg, 5.5 rpg) and Sam Hoiberg (3.9 ppg; 1.9 apg) and regains the services of Jamarques Lawrence, who started 23 games on NU's 2023-24 NCAA Tournament and started 31 games at Rhode Island last season. The Huskers also return senior guard Connor Essegian, who averaged 10.7 ppg, including 38 percent from 3-point range, as the team's sixth man last season and Cale Jacobsen, who played in 24 games, including the final three rounds of the CBC. NU also added eight newcomers (six transfers and two freshman) to help offset the loss.

Returning Percentages Under Fred Hoiberg

Category	2025-26	2024-25 ()	2023-24	2022-23	2021-22	2020-21	2019-20
Pct. of scoring	28.7	34.7 (23.8)	50.9	32.8	49.6	21.6	1.9
Pct. of rebounds	35.6	36.2 (29.5)	37.6	34.2	42.1	33.7	4.2
Pct. of field goals made	27.8	34.0 (25.1)	49.9	35.3	49.9	22.0	7.0
Pct. of field goals attempted	29.1	33.8 (26.5)	50.3	31.2	49.8	20.1	2.6
Pct. of 3-point FG made	38.0	28.8 (24.5)	74.8	40.6	59.6	19.4	1.5
Pct. of 3-point FG attempted	36.9	30.0 (25.0)	69.1	36.8	55.0	16.5	2.9
Pct. of free throws made	25.1	41.0 (18.8)	40.2	19.5	40.8	21.6	1.7
Pct. of free throws attempted	23.4	41.5 (17.6)	39.3	20.5	41.3	22.9	1.7
Pct. of assists	35.3	35.2 (34.8)	30.4	23.3	41.5	13.1	4.1
Pct. of steals	49.8	46.7 (18.7)	50.8	35.7	44.6	24.7	5.4
Pct. of blocked shots	30.0	50.6 (19.1)	34.2	44.8	44.3	24.1	3.3
Pct. of minutes	35.0	36.7 (25.6)	48.8	35.3	50.6	26.5	4.2

Notes: 2024-25 totals did not include Rienk Mast, who redshirted that season. () - percentage of 2023-24 combined totals of Rienk Mast and Jamarques Lawrence.

HUSKERS BIDDING FOR THIRD STRAIGHT POSTSEASON APPEARANCE

The Huskers will be shooting for a third straight postseason appearance in 2025-26. It would be the first time since a nine-year stretch between 1990-91 and 1998-99 and just the third time in the program history. NU also made five straight postseason appearances between 1982-83 and 1986-87.

BACK-TO-BACK 20 WIN SEASONS

Nebraska finished with 21 wins in 2024-25, a total which tied for seventh on the Huskers' single-season list. It marked the 15th 20-win season in program history and second straight under Fred Hoiberg.

- NU has 44 wins over the past two seasons, which is the second-highest consecutive two-year total in program history. NU won 45 games spanning the 1990-91 and 1991-92 seasons.
- Nebraska posted consecutive 20-win seasons for the third time in school history and the first since the late 1990s. Fred Hoiberg joined Danny Nee (twice) as the only Husker men's basketball coaches in school history to accomplish the feat. Hoiberg would be the first Husker coach to ever accomplish the feat at Nebraska if the Huskers can eclipse the 20-win mark in 2025-26.

RETURN OF MAST ANCHORS HUSKER POST

The biggest addition of the offseason is the healthy return of Rienk Mast to the Husker lineup. Mast earned all-conference recognition from both the coaches and media in 2023-24, but missed all of last season following left knee surgery. Mast, who averaged 12.3 points, 7.5 rebounds and 3.0 assists per game, began limited practice work last July and has been full go during practice.

- Mast averaged 19.5 points and 6.0 assists during NU's two exhibition games, including a 31-point outburst against BYU on Oct. 18. In that game, he went 7-of-8 from 3-point range, which is one off NU's single-game record.
- Mast is a three-time all-conference pick, as he was also a two-time All-Missouri Valley selection at Bradley in 2022 and 2023.
- In 2023-24, Mast led Nebraska in both rebounding and assists, becoming just the third player in school history to lead the team in both assists and rebounds in the same season. He finished the year ranked in the top 15 in the Big Ten in both rebounds (sixth) and assists (14th) per game.
- Mast's 7.53 rebounds per game was the rebounds per game by a Husker since 2007-08 (Aleks Maric, 10.2). Ed Morrow Jr. also averaged 7.50 rebounds per game in 2016-17 but played just 24 games.

Back-to-Back 20 Win Seasons

2023-24 (23) and 2024-25 (20)
1997-98 (20) and 1998-99 (20)
1992-93 (20) and 1993-94 (20)

Huskers to Lead Team in Assists & Rebounds in Same Season since 1974

Player	Year
Rienk Mast	2023-24
Derrick Walker	2022-23
Delando Banton	2020-21

Rienk Among Big Ten Leaders in 2023-24

Category	Big Ten Rank
Rebounds Per Game	7.5 (6th)
Assists Per Game	3.0 (14th)
Double-Doubles	6 (10th)

2024-25 MISC. STATS

TEAM LEADERS

Double-Figure Scoring Games: Williams (32); Gary (25); Essegian (17); Morgan (14); Worster (8); Büyüktuncel (5); Hoiberg (2); Meah (2); Ulis (1)

10+ Rebounding Games: Morgan (1); Gary (2); Williams (1)

10+ Assist Games: Ulis (1)

Double-Doubles: Morgan (1); Gary (2); Williams (1)

Triple-Doubles: N/A

20-Point Games: Williams (20); Gary (10); Essegian (5)

30-Point Games: Williams (4)

40-Point Games: Williams (1)

Games Leading NU in Scoring: Williams (21); Gary (8); Essegian (7); Morgan (2)

Games Leading NU in Rebounding: Gary (11); Büyüktuncel (10); Morgan (6); Williams (5); Worster (5); Meah (3); Essegian (2); Hoiberg (2); Griffiths (1)

Games Leading NU in Assists: Williams (14); Worster (10); Ulis (6); Hoiberg (5); Gary (3); Jacobsen (2); Morgan (2); Essegian (1); Büyüktuncel (1)

Games Leading NU in Blocks: Gary (12); Büyüktuncel (9); Morgan (7); Williams (5); Meah (4); Worster (4); Griffiths (3); Hoiberg (3); Jacobsen (3); Essegian (2); Worster (1); None (2)

Games Leading NU in Steals: Williams (12); Hoiberg (12); Gary (9); Büyüktuncel (7); Worster (7); Morgan (5); Essegian (3); Ulis (3); Meah (2); Jacobsen (2)

HUSKER DOUBLE-DOUBLES IN 2025-26

Player	Opponent	Totals
NA		

HUSKER DOUBLE-DOUBLES CHART (2025-26 ROSTER)

Player	2025-26	at Neb	Career*
Mast	0	6	26
Blue	0	0	2
Jarusevicius	0	0	8
Sandfort	0	0	1
Garcia	0	0	1
Totals	0	6	38

*Includes previous schools

DOUBLE-DIGIT RUNS IN 2024-25 (21)

Run	Opponent	Time (Half)
16-0	Murray State	14:45-8:43 (1st)
15-0	at Hawai'i	7:03-0:40 (1st)
15-0	UCLA	15:38-9:30 (1st)
15-0	North Florida	18:15-14:03 (1st)
14-0	Iowa	6:46-1:18 (1st)
13-0	vs. UCF	11:37-6:59 (2nd)
12-0	UTRGV	4:34-2:30 (2nd)
11-0	Saint Mary's	1:19 (1st)-18:54 (2nd)
11-0	at Creighton	7:40-2:37 (1st)
11-0	Southern	10:12-4:48 (1st)
11-0	at Wisconsin	12:44-6:41 (1st)
11-0	at Washington	18:19-13:20 (2nd)
11-0	Ohio State	12:59-7:52 (2nd)
11-0	at Northwestern	15:05-10:49 (2nd)
11-0	vs. UCF	14:36-11:58 (2nd)
10-0	vs. Arizona State	5:22-3:09 (2nd)
10-0	FDU	11:49-8:53 (1st)
10-0	South Dakota	6:43-5:14 (1st)
10-0	North Florida	3:58-0:00 (2nd)
10-0	Indiana	6:27-3:08 (2nd)
10-0	Southern	2:45-0:00 (2nd)

90.5

Nebraska averaged 90.5 points per game in its two exhibition games, its highest scoring average in a season with multiple exhibition games since 1999-2000 (102.5 ppg).

2025-26 MBB QUICK FACTS

Location	Lincoln, Neb.
Founded	1869
Enrollment	23,954 (fall 2025)
Nickname	Cornhuskers, Huskers
Colors	Scarlet & Cream
Affiliation	NCAA Division I
Conference	Big Ten Conference
Home Arena	Pinnacle Bank Arena
Capacity/Year Opened	15,000/2013
University of Nebraska President	Dr. Jeffrey P. Gold
Chancellor	Rodney Bennett
Director of Athletics	Troy Dannen
Athletic Dept. Phone	(402) 472-4224
Assistant A.D./Ticketing	Holly Adam
Ticket Office Phone	(402) 472-3111 or 1-800-8BIGRED
Website	Huskers.com

BASKETBALL HISTORY

First year of basketball	1896-97
Regular-season conference titles (last)	7 (1950)
Postseason conference titles (last)	1 (1994)
All-time postseason appearances	28
All-time postseason record	28-26
NCAA Appearances (last)	8 (2024)
NIT Appearances (last)	19 (2019)
College Basketball Crown Appearances	1 (2025)

BASKETBALL STAFF

Head Coach	Fred Hoiberg (7th season)
Alma Mater (Year)	Iowa State (1995)
Assistant Coaches	Padyn Borders (1st season)
	Nate Loenser (5th season)
	Pat Monaghan (1st season)
	Ernie Zeigler (4th season)
Director of Men's BB Strength and Conditioning	Kurt Joseph
General Manager	Luca Virgilio
Asst. Director of Operations	Sheryl Burbach
Director of Player Development	Emmanuel Tommy
Coordinator of Analytics	Justin Moore
Video Coordinator	Michael Bania
Graduate Managers	Braden Grant, Charlie Hoiberg, Satchel Stern
Athletic Trainer	Andrew McCabe
Equipment Manager	Pat Norris

2024-25 TEAM INFORMATION

2024-25 Record	21-14 (10-6 H, 5-7 A, 6-1 N)
Big Ten Record (Finish)	7-13 (t-12th)
Big Ten Championship	None
Postseason	CBC, 4-0
	def. Arizona State, 86-78; def. Georgetown, 81-69
	def. Boise State, 79-69; def. UCF, 77-66
Starters Returning/Lost	2/4
Lettermen Returning/Lost	5/8
Redshirts	3/1
Newcomers	8

COMMUNICATIONS INFORMATION

Sr. Associate A.D./Communications	Keith Mann
Office Phone	(402) 472-2263
Assistant A.D./MBB Contact	Shamus McKnight
Office/Cell Phone	(402) 472-7772/ (402) 540-0268
E-Mail	smcknight@huskers.com
Press Row Phone	(402) 904-5925
Communications Mailing Address	800 Stadium Drive
	Lincoln, NE 68588-0123

MEDIA SITE

Additional media resources, including a digital media guide, and headshots are available at our media site. For a link, contact Men's Basketball Contact Shamus McKnight at smcknight@huskers.com

401

Nebraska's 2025-26 roster enters the season with 401 career starts at the Division I level. Rienk Mast has 111 starts in his career while Kendall Blue has started 89 times during his career at St. Thomas. A total of 10 Huskers have started at least once.

- His six double-doubles in 2023-24 the most by a Husker since Aleks Maric had 15 during the 2007-08 season, as Mast and Maric are the only Huskers in the last two decades with at least six double-doubles in a season.
- He had the best game of his career against Ohio State on Jan. 23, setting highs in points (34), field goals (13) and 3-pointers (six) while adding 10 rebounds, four assists and two blocked shots.
- His performance against OSU was the first 30-point, 10-rebound game by a Husker since 2008. Mast, Maric and Eric Piatkowski are the only Huskers with 30-point, 10-rebound games in the last 30 years.
- He keyed Nebraska's upset of No. 1 Purdue with 18 points, including 14 in the first half while helping limit two-time National Player of the Year Zach Edey to 15 points.
- Against Florida A&M on Nov. 9, he became the first Husker in the Big Ten era (2011-12 to present) to have a game with at least 20 points and 15 rebounds, and first since Aleks Maric in 2008.

MAST DOUBLES UP

Rienk Mast enters the 2025-26 season as one of the nation's returning leaders in double-doubles. He is one of just eight active Division I players to have at least 25 career double-doubles entering the season.

No.	Player (2025-26 School)	Double-Doubles
1.	Yaxel Lendeborg, Michigan	45
2.	Lassina Traore, Texas	32
t3.	JT Toppin, Texas Tech	31
t3.	Graham Ike, Gonzaga	31
5.	Brandon Noel, Ohio State	29
6.	Carson Towt, Notre Dame	28
7.	Caden Pierce, Princeton	27
8.	Rienk Mast, Nebraska	26

ESSEGIAN FLOURISHES AS HUSKER SIXTH MAN

Nebraska's top returning scorer from 2024-25 is senior Connor Essegian, who emerged as one of the Big Ten's top sixth men a year ago. The 6-foot-4 guard averaged 10.7 points per game while pacing the Big Red with 78 3-pointers. He finished ninth in the Big Ten in 3-pointers per game (2.2/gm) and 11th in 3-point percentage (.377).

- Essegian finished second in Big Ten scoring among reserves, as he was one of three Big Ten players to average double figures while starting 10 or fewer games.
- He tied for sixth on NU's single-season 3-point list with 78, the most by a Husker since Glynn Watson Jr. had 82 in 2019.
- Essegian totaled five 20-point games, including a 21-point effort against UCF in the title game of the College Basketball Crown.
- Essegian scored a career-high 29 points in NU's win over South Dakota on Nov. 27. In that game, he set personal highs in points (29), assists (five) and 3-pointers (six).

ADDING PUNCH FROM THE PORTAL

Nebraska has relied on the transfer portal under Fred Hoiberg, getting players such as All-Big Ten performers Derrick Walker (2023) Rienk Mast (2024) and Brice Williams (2025) in his six years at Nebraska. The Huskers' six-member transfer class this season enters 2025-26 with over 200 combined starts and nearly 3,400 points and 1,500 rebounds. Lawrence, who spent two years at Nebraska before starting 31 games at Rhode Island last year, Blue and Jarusevicius all started at their previous institutions last season. Sandfort was one of the Big Ten's leading bench scorers while Garcia started at Tulsa in 2023-24.

Husker Portal Additions

Player	2024-25 School	GP	Starts	Pts.	Reb.	Asst.
Lawrence	Rhode Island	93	66	682	222	190
Blue	St. Thomas	100	89	1,013	395	185
Cooper	Air Force	21	0	112	37	8
Jarusevicius	Central Michigan	69	25	640	294	25
Garcia	Tulsa	88	31	573	335	59
Sandfort	Iowa	65	2	365	129	57
Total		436	213	3,385	1,412	524

ATRIO OF HOIBERGS

- Fans watching Husker basketball will see a trio of Hoiberg family members in 2025-26.
- Head Coach Fred Hoiberg begins his seventh season at the helm of the program after guiding the Huskers to back-to-back postseason appearances.
 - Senior guard Sam Hoiberg returns for his fifth season, as he has played in every game the past two seasons. Last season, he started 15 of the Huskers' final 16 contests and topped the Big Red with 1.4 steals per game.
 - Charlie Hoiberg begins his first season as a graduate manager for the Huskers after earning his undergraduate degree at TCU last May. Charlie, who is Sam's twin brother, was a manager for TCU last season.

Highest Single-Season 3-Pointers Under Hoiberg

No.	Player (School)	3-Pt.	Year
1.	Tyrus McGee (ISU)	96	2012-13
2.	Scott Christopherson (ISU)	86	2010-11
3.	Connor Essegian (NU)	78	2024-25
4.	Nazareth Mitrou-Long	77	2014-15
5.	Keisei Tominaga (NU)	76	2023-24

B1G Bench Scoring Leaders (10 or less starts)

No.	Player	PPG
1	Will Riley (ILL)	12.6
2.	Nick Kern Jr. (PSU)	11.5
4.	Connor Essegian (NEB)	10.7
4.	Sebastian Mack (UCLA)	9.6
5.	Rashaun Agee (USC)	9.4
6.	Pryce Sandford (Iowa)	8.8

HUSKERS MAKING MARK WITH NATIONAL TEAMS

Connor Essegian and Leo Curtis spent part of the summers representing their countries in international action. Essegian played with the Armenian National Team for the third straight summer. He helped Armenia to a two-game sweep of Costa Rica in June, averaging 16.0 points and 4.5 rebounds and 2.0 steals per game. Essegian had 17 points on 5-of-9 shooting, six boards and three steals in the finale.

Curtis spent part of the summer training with the Iceland U20 team, as they played in the 2025 U20 EuroBasket Championships in Greece. He finished the seven-game tournament leading all players in blocked shots (2.7 per game) and ranking in the top three in both rebounding (8.1 rpg, third), and minutes played (31.6, second). Curtis topped the team in scoring (14.6 ppg), rebounding, blocked shots and minutes.

A DAUNTING SLATE AHEAD

Nebraska's exhibition win over BYU marked the first of several ranked opponents the Huskers will see this season based on the Associated Press and Coaches preseason polls.

NU is slated to face seven teams in the AP Top 25 including top-ranked Purdue (AP/Coaches), No. 7 Michigan, No. 12 UCLA, No. 17/14 Illinois, No. 22/21 Michigan State, No. 23 Creighton and No. 24 Wisconsin. In addition, NU will face seven other teams who are receiving votes in at least one preseason poll, including Oregon, Ohio State, Southern Cal, Washington, Iowa, Indiana and Oklahoma. The Huskers will also face either Kansas State or Mississippi State in the Hall of Fame Classic on Nov. 21., as both teams are receiving votes.

Nebraska went 4-4 against ranked opponents in 2024-25, as the four wins over ranked teams tie a school record done three other times in school history.

HOME SWEET HOME

The Huskers have made Pinnacle Bank Arena a formidable home court in recent seasons under Fred Hoiberg. In 2024-25, NU was 10-6 at home with six wins coming by double figures and is an impressive 39-11 (.780) over the last three seasons.

- Nebraska finished the season ranked 13th nationally in attendance with 14,964 fans per game.
- NU has ranked in the top-15 nationally in attendance 10 times since Pinnacle Bank Arena opened in 2013-14.
- NU set a school record with a 20-game home winning streak spanning the 2023-24 and 2024-25 seasons until the streak was broken against Rutgers on Jan. 16, 2025.

REPLACING THE CLASS OF 2025

Nebraska looks to replace a trio of starters who have moved on to the professional ranks in Brice Williams, Juwan Gary and Rollie Worster.

• Williams, who helped NU to a pair of postseason appearances, put together one of the best single-season performances in school history in 2024-25. A first-team All-Big Ten performer, he averaged 20.4 points per game the highest average since Tyrone Lue in 1997-98. A three-time national player of the Week, Williams set a school-record with 713 points, including a school-record 43-point effort at Ohio State. He is currently in camp with the Detroit Pistons.

• Gary was a three-year starter who totaled nearly 1,000 points in his three-year Husker career. Last season, Gary averaged a career-best 14.6 points per game while adding 5.1 rebounds and 1.2 steals per game. He was named "King of the Crown" as he averaged 19.0 points on 52 percent shooting and 8.0 rebounds per game in four games. Gary is playing for Charleroi in Belgium this season.

• Worster started 26 of 31 games before a foot injury ended his season. He averaged 7.0 points, 4.1 rebounds and 2.7 assists per game after playing previously at Utah and Utah State. He is playing professionally for Team FOG Naestved in Denmark.

WORLD WIDE HUSKERS

NU's roster has had an international flavor in recent seasons and that trend continues in 2025-26 with Berke Büyüktuncel (Türkiye), Leo Curtis (Iceland), Ugnius Jaruševičius (Lithuania) and Rienk Mast (Netherlands) on the Husker roster. During Fred Hoiberg's seven seasons, NU has had players on the roster from 12 international countries, including Australia, Canada, England, France, Iceland, Japan, Lithuania, Mali, Senegal and Slovenia.

STARTING 5 PLAN AND SINGLE-GAME TICKETS ON SALE

Husker men's basketball fans have some options to purchase tickets for the 2025-26 season. In addition to single-game tickets which are on sale, fans can customize their tickets with the Starting 5 mini plan.

For just \$80, which includes all fees, Husker fans can buy 300 Level seats for some of the biggest games at Pinnacle Bank Arena at an affordable price. The \$80 cost for the Starting 5 mini plan is a savings of up to \$50 compared to purchasing select single-game tickets separately. There is a limit of six packages per customer.

The Starting 5 mini plan features one game from Group 1 (Creighton, Michigan State, Illinois or Purdue), two games from Group 2 (Oregon, Washington, Northwestern, Penn State, Maryland or Iowa) and two games from Group 3 (West Georgia, Florida International, Maryland-Eastern Shore, Winthrop, South Carolina Upstate, North Dakota or New Hampshire).

Fans can purchase their Starting 5 mini plan by visiting Huskers.com/Tickets or calling the Nebraska Athletic Ticket Office at 800-8-BIGRED during business hours (Mon.-Fri., 9 a.m.-4 p.m.).

WHAT'S NEW A PBA THIS SEASON

Fans will see a number of upgrades at Pinnacle Bank Arena this season, as ASM Global and PBA completed \$10 million in capital improvements to help continue a first-class experience for fans and teams earlier this fall.

- Center court features a new center hung scoreboard. The 37' 6" tall by 32' 6" wide scoreboard features a resolution of 29.9 million pixels. For comparison, the previous board had 6.5 million pixels. The board has fully integrated video screen capability, including the underbelly.
- A new 900 feet ribbon board was added inside the arena, expanding from 2' 7" tall to 3' 1" tall. The resolution doubled from 1.3 million pixels to 2.6 million pixels.
- The arena wi-fi network was upgraded throughout the PBA. The access points went from 250 to 600, tripling coverage and improving performance 5x, as a new 10 GB fiber pipe was added. Access points are in the seating areas with each access point supporting 70 seats.
- Other arena enhancements in 2025 include new LED lighting enhancements on the roof and in the concourses, along with new seats in the suite area around the arena.

RECORD AT PINNACLE BANK ARENA

Year	Average	NCAA Rank
2013-14 (1st year of PBA)	15,419	13th
2014-15	15,569	10th
2015-16	15,430	11th
2016-17	15,427	11th
2017-18	15,494	11th
2018-19	15,341	10th
2019-20	15,605	11th
2020-21*	NA	NA
2021-22	15,283	10th
2022-23	13,221	22nd
2023-24	14,597	15th
2024-25	14,964	13th

*-No fans allowed because of COVID-19

RECORD AT PINNACLE BANK ARENA

Season	Wins	Losses	Pct.
2013-14	15	1	.938
2014-15	10	6	.625
2015-16	10	8	.556
2016-17	8	8	.500
2017-18	16	1	.941
2018-19	13	5	.722
2019-20	5	11	.313
2020-21	6	9	.400
2021-22	7	11	.368
2022-23	11	4	.733
2023-24	18	1	.947
2024-25	10	6	.625
Totals	129	72	.642

TOP-10 PBA CROWDS

No.	Attend.	Opponent	Date
1.	15,998	Wisconsin	March 9, 2014
2.	15,991	Penn State	Feb. 25, 2018
3.	15,987	Tennessee-Martin	Nov. 28, 2014
4.	15,978	Northwestern	March 1, 2014
5.	15,960	Iowa	Feb. 25, 2022
6.	15,952	Iowa	Jan. 27, 2018
7.	15,950	Creighton	Dec. 8, 2018
8.	15,949	Arkansas State	Dec. 14, 2013
9.	15,946	South Dakota State	Nov. 15, 2019
10	15,945	Minnesota	Jan. 26, 2014

NEBRASKA HEAD COACH FRED HOIBERG

NEBRASKA (2019-PRESENT)

- Hired as Nebraska's 28th men's basketball coach on March 30, 2019, a position his grandfather (Jerry Bush) held for nine seasons from 1954 to 1963.
- Became the second Husker coach to post consecutive 20-win seasons, as the 2024-25 Huskers won 21 games and won the inaugural College Basketball Crown
- Guided Nebraska to the 2024 Diamond Head Classic title, the Huskers' first MTE title since 2000
- Named Jim Phalen National Coach of the Year and shared Big Ten Coach-of-the-Year honors (coaches and media) in 2024.
- Coached Nebraska to a third-place finish in the Big Ten in 2023-24, the highest conference finish by NU since 1992-93.
- Guided Nebraska to its first NCAA Tournament appearance since 2014.
- Led Nebraska to its fourth win over a No. 1 team in school history and first time since 1982 (1/9/24 vs. No. 1 Purdue).
- Is the only coach in school history with two road wins against top-10 teams
- Guided Nebraska to three consecutive road wins over ranked opponents (No. 23 Ohio State and No. 10 Wisconsin in 2021-22 and No. 7 Creighton in 2022-23) for the first time in school history.
- Had NBA Draft Picks in both 2021 (Dalano Banton) and 2022 (Bryce McGowens) and has produced 12 players who have reached the NBA.

CHICAGO BULLS (2015-18)

- Coached the Chicago Bulls for three-plus seasons, posting a 115-155 record.
- Became just the fifth coach in franchise history to post a winning record in his debut season.
- Took the Bulls to the 2017 NBA Playoffs where they won the first two games against the top-seeded Boston Celtics, as the Bulls were the first No. 8 seed to take a 2-0 lead against a No. 1 seed since 1993.
- Was the fifth coach in NBA history to have each of his first two career playoff victories come on the road.

IOWA STATE (2010-15)

- Served as head coach at his alma mater for five seasons, posting a 115-56 record, which is the top winning percentage in school history (.673).
- Led the Cyclones to four straight NCAA Tournament appearances - a program record - while his 115 wins were the most in a five-year stretch in school history.
- Guided Iowa State to back-to-back Big 12 Tournament titles in 2014 and 2015.
- Produced four All-Americans, 12 All-Big 12 honorees and 10 players who played in the NBA.
- Named Big 12 Coach of the Year in 2012, as the Cyclones went from three conference wins to 12 in one season.
- Won 28 games and reached the NCAA Sweet 16 in 2014.
- Led the Big 12 in scoring offense in two of his last four seasons and topped the conference in 3-pointers four times in five years.

MINNESOTA TIMBERWOLVES (2005-10)

- Served as Vice President of Basketball Operations in 2009-10, overseeing the day-to-day operations of basketball programs including college and pro scouting, salary cap management and NBA Draft preparations.
- Was the Assistant General Manager for three seasons, helping the Timberwolves orchestrate a draft-day trade for five-time all-star Kevin Love in 2008.

AS AN NBA PLAYER (1995-2005)

- Spent 10 years in the NBA with the Indiana Pacers (four seasons), Chicago Bulls (four seasons) and Minnesota Timberwolves (two seasons) after being selected in the second round of the 1995 NBA Draft.
- Was a member of three NBA Playoff Teams, including a Timberwolves team that reached the 2004 Western Conference Finals.
- Shot 40 percent from 3-point range during his career and led the NBA in 3-point shooting in his final season (48.3, 2004-05).
- Ended his NBA career abruptly at the age of 33 after undergoing open-heart surgery to repair an aneurysm in his aortic root.

AS A PLAYER AT IOWA STATE (1991-95)

- Started all four seasons at Iowa State, averaging 15.8 points, 6.9 rebounds, 2.8 assists and 1.6 steals per game in his collegiate career.
- His No. 32 was retired by Iowa State in 1997 and he is a member of the Iowa State Hall of Fame.
- Garnered third-team All-America honors as a senior in 1994-95, averaging 19.9 points per game to help the Cyclones win a then-school-record 23 games and was named Big Eight Co-Male Athlete of the Year in 1995.
- Two-time Academic All-American who was inducted into the CSC Academic Hall of Fame in 2016.



FRED HOIBERG'S COLLEGIATE COACHING RECORD

Year	School	Overall Record	Pct.	Conf. Record	Pct	Conf. Finish	Postseason
2010-11	Iowa State	16-16	.500	3-13	.188	12th	None
2011-12	Iowa State	23-11	.676	12-6	.677	T-3rd	NCAA Third Round
2012-13	Iowa State	23-12	.657	11-7	.611	T-4th	NCAA Third Round
2013-14	Iowa State	28-8	.778	11-7	.611	T-3rd	NCAA Sweet 16
2014-15	Iowa State	25-9	.735	12-6	.677	T-2nd	NCAA Second Round
2019-20	Nebraska	7-25	.219	2-18	.100	14th	None
2020-21	Nebraska	7-20	.259	3-16	.158	14th	None
2021-22	Nebraska	10-22	.313	4-16	.200	T-13th	None
2022-23	Nebraska	16-16	.500	9-11	.450	T-11th	None
2023-24	Nebraska	23-11	.676	12-8	.600	T-3rd	NCAA First Round
2024-25	Nebraska	21-14	.600	7-13	.350	T-12th	College Basketball Crown Champs.
Totals	11th Season	199-164	.548	86-120	.417		

THE LAST TIME...

Nebraska Team

Ranked in the top 5 (AP Poll) Never Happened
 Ranked in the top 10 (AP Poll) March 1, 1966
 Ranked in the top 20 (AP Poll) Jan. 2, 1995
 Ranked in the top 25 (AP Poll) Dec. 31, 2018 (No. 24)
 Ranked in the top 25 (USA Today Coaches Poll) Dec. 31, 2018 (No. 23)

Played AP Poll No. 1 ranked team def. No. 1 Purdue (88-72), 1/9/2024
 Defeated AP Poll No. 1 ranked team def. No. 1 Purdue (88-72), 1/9/2024
 Played AP Poll No. 2 ranked team lost at No. 2 Michigan (47-62), 1/9/13
 Defeated AP Poll No. 2 ranked team vs. No. 2 Oklahoma State (85-69), 2/5/1992
 Played Team Ranked 1-5 by AP def. No. 1 Purdue (88-72), 1/9/2024
 Defeated Team Ranked 1-5 by AP def. No. 1 Purdue (88-72), 1/9/2024
 Played Team Ranked 6-10 by AP won vs. No. 6 Wisconsin (80-72, OT), 2/1/2023
 Defeated Team Ranked 6-10 by AP vs. No. 6 Wisconsin (80-72, OT), 2/1/2023
 Defeated Team Ranked 11-25 by AP No. 18 Illinois (80-74, OT), 1/30/2025
 Defeated Team Ranked 1-10 by AP on Road at No. 7 Creighton (63-53), 12/4/2022
 Defeated Ranked Team by AP on Road at No. 16 Oregon (77-71), 2/2/2025

Scored 100 or more points 114; at Ohio State, 3/4/2025
 Scored 90 or more points 114; at Ohio State, 3/4/2025
 Scored 80 or more points 81; vs. Georgetown, 4/2/2025
 Scored less than 50 points 46; Michigan, 2/24/2025
 Scored less than 40 points 38; at Oregon, 12/15/2012
 Shot 75% from the field 750; vs. Nebraska-Omaha (42-56), 1/25/1988 \$
 Shot 70% from the field 723; vs. UNC Wilmington (34-47), 12/5/1997
 Shot 60% from the field 612; Indiana (30-49), 12/13/2024

Made 50 or more free throws Never Happened
 Made 40 or more free throws 43; vs. Texas (43-59), 1/3/1996 - \$
 Made 30 or more free throws 37; vs. UTSA (37-50), 12/20/2017
 Made 25 or more free throws 25; UCLA (25-29), 1/4/2025
 Attempted 60 or more free throws 60; vs. Kansas State (36-60), 1/11/1954 - \$
 Attempted 50 or more free throws 50; vs. UTSA (37-50), 12/20/2017
 Attempted 40 or more free throws 50; vs. UTSA (37-50), 12/20/2017
 Attempted 30 or more free throws 30; at Creighton (22-30), 11/22/2024
 Shot 100% from the foul line (min 10 att.) 1.000; at Illinois (14-14), 2/4/2024
 Shot 95% from the foul line (min 10 att.) 1.000; at Illinois (14-14), 2/4/2024
 Shot 90% from the foul line (min 10 att.) 941; Maryland (16-17), 2/13/2025
 Shot 90% from the foul line (min 20 att.) 917; vs. Texas A&M (NCAA) (22-24), 3/22/2024

Made 20 or more 3-pointers Never Happened
 Made 15 or more 3-pointers 15; Kennesaw State (15-29), 12/22/2021
 Made 10 or more 3-pointers 12; vs. Boise State (12-19), 4/5/2025
 Made 0 3-pointers 0; vs. Jacksonville State (0-5), 12/18/2012
 Held Opponent to 0 3-pointers 0; Southeastern Louisiana, 11/22/2015
 Attempted 40 or more 3-pointers 41; vs. Nevada (9-41), 11/26/2020 \$
 Attempted 30 or more 3-pointers 30; at Wisconsin (10-30), 1/26/2025
 Attempted 20 or more 3-pointers 21; vs. UCF (9-21), 4/6/2025
 Shot 75% from 3-point range (min. 10 att.) 750; vs. UT-Pan American (9-12), 12/2/2009 - \$
 Shot 60% from 3-point range (min. 20 att.) 632; Purdue (14-23), 1/9/24
 Shot 60% from 3-point range (min. 10 att.) 632; vs. Boise State (12-19), 4/5/2025
 Shot 50% from 3-point range (min. 20 att.) 538; Ohio State (14-26), 1/23/2024
 Shot 50% from 3-point range (min. 10 att.) 632; vs. Boise State (12-19), 4/5/2025

Had 60 or more rebounds 60; vs. Oral Roberts, 12/22/1999
 Had 50 or more rebounds 50; South Carolina State, 12/29/2023

Had 30 or more assists 35; Northeastern Illinois, 12/21/1994
 Had 25 or more assists 25; Doane, 12/17/2020
 Had 20 or more assists 20; vs. UCF, 4/6/2025
 Had 15 or more assists 20; vs. UCF, 4/6/2025

Had 20 or more steals 23; vs. Texas Tech, 3/4/1999 - \$
 Had 15 or more steals 15; Indiana, 1/3/2024
 Had 10 or more steals 11; vs. Arizona State, 3/31/2025

Had 15 or more blocked shots 15; vs. Coppin State, Dec. 6, 1996 - \$
 Had 10 or more blocked shots 14; at Northwestern, 1/2/2018

Had 30 or more turnovers 31; at Creighton, 12/11/2005
 Had 20 or more turnovers 20; South Carolina State, 12/29/2023
 Had 5 or less turnovers 2; vs. Duquesne, 11/22/2023 - #

Nebraska Player...

Had 20 or more points: 21; Brice Williams, 21; Connor Essegian, 20; Juwan Gary vs. UCF, 4/6/2025
 Had 25 or more points: 28; Brice Williams vs. Georgetown, 4/2/2025
 Had 30 or more points: 30; Brice Williams vs. Arizona State, 3/31/25
 Had 40 or more points: 43; Brice Williams at Ohio State, 3/4/25
 Had 20 or more points in a half: 21; Brice Williams (2nd) at Hawai'i, 12/23/2024
 Had 20 or more points in overtime(s): 22; Brice Williams (1st and 2nd OT) at Ohio State, 3/4/2025

Had No Player in Double Figures: vs. Ohio State, 1/21/2012
 Had Five Players with 10 or more points vs. Rutgers, 1/16/2025
 Williams (21); Gary (20); Essegian (12); Morgan (11); Worster (10)
 Had Six Players with 10 or more points North Dakota, 12/20/2023
 Wilcher (16); Lawrence (14); Tominaga (14); Williams (12); Gary (12); Allick (10)

Two Huskers with 20 or more points, same game: vs. UCF, 4/6/2025
 Brice Williams (21); Connor Essegian (21); Juwan Gary (20)
 Two Huskers with 25 or more points, same game: vs. Western Illinois, 11/9/21
 Alonzo Verge Jr. (26); Bryce McGowens (25)

Three Huskers with 20 or more points, same game: vs. UCF, 4/6/2025
 Brice Williams (21); Connor Essegian (21); Juwan Gary (20)
 Two Huskers with 30 or more points, same game: vs. Oregon, 11/25/1995
 Tyrone Lue (30) & Jaron Boone (30) - only time in school history

Had 10 or more rebounds: 10; Juwan Gary vs. Georgetown, 4/2/2025
 Had 15 or more rebounds: 18; Juwan Gary at Kansas State, 12/17/2023
 Had 20 or more rebounds: 21; Kimani Ffriend vs. Oral Roberts, 12/22/1999
 Had 25 or more rebounds: 26; Bill Johnson vs. Iowa State, 1/4/1954 - \$
 Two Huskers with 10 or more rebounds, same game: at Kansas State, 12/17/2023
 (Juwan Gary-18; Rienk Mast-12)
 Three Huskers with 10 or more rebounds, same game: vs. Texas Tech, 1/19/2000
 (Steffon Bradford 16; Kimani Ffriend 12; Louis Truscott 11)

Had 5 or more 3-pointers: 5; Brice Williams vs. Georgetown (5-9), 4/2/2025
 Had 6 or more 3-pointers: 6; Connor Essegian vs. Southern (6-12), 12/30/2024
 Had 7 or more 3-pointers: 7; Kobe Webster at Northwestern (7-12), 3/7/2021
 Had 8 or more 3-pointers: 8; Cary Cochran, vs. Baylor (8-13), 2/27/2002 - \$

Had 5 or more assists: 7; Sam Hoiberg vs. UCF, 4/6/2025
 Had 10 or more assists: 10; Ahron Ulis at Maryland, 1/19/2025
 Had 15 or more assists: 15; Charles Richardson vs. Rutgers, 12/2/2006
 Had 18 or more assists: 18; Brian Carr, at Evansville, 1/3/1985 - \$

Had 5 or more blocked shots: 5; Isaiah Roby vs. Northwestern, 2/16/2019
 Had 6 or more blocked shots: 6; Isaiah Roby vs. Eastern Illinois, 11/11/2017
 Had 7 or more blocked shots: 7; John Turek vs. Colorado, 3/2/2005
 Had 9 or more blocked shots: 9; Mikki Moore vs. Coppin State, 12/6/1996 - \$
 Had 10 or more blocked shots: Never Happened

Had 5 or more steals: 5; Juwan Gary vs. Bethune-Cookman, 11/19/2024
 Had 6 or more steals: 6; Glynn Watson Jr. vs. Long Beach State, 11/26/2017
 Had 7 or more steals: 7; Brandon Richardson at Ohio State, 1/3/2012
 Had 8 or more steals: 8; Cookie Belcher vs. Oklahoma St., 2/7/2001 - \$
 Had 10 or more steals: Never Happened

Had Triple-Double (Points/Rebounds/Assists): Dalano Banton vs. Doane, 12/17/2020, 13/11/10
 Had Double-Double (Points/Rebounds): Juwan Gary (17 pts/10 reb) vs. Georgetown, 4/2/2025
 Had Double-Double (Points/Assists): Alonzo Verge Jr. at NC State (25/11), 12/1/2021
 Had Double-Double (Points/Steals): Never Happened
 Had Double-Double (Points/Blocks): Never Happened
 Had Two Players with Double-Doubles:
 Josiah Allick (10 pts./12 reb.) and Juwan Gary (15 pts./11 reb.) vs. Rutgers, 3/3/2024

\$ - School Record - # - Tied School record
 As of 4/7/2025

2025-26 RADIO/TV ROSTER




0 | CONNOR
ESSEGAN
Sr. | G | 6-4 | 205




1 | SAM
HOIBERG
Sr. | G | 6-0 | 180



2 | KENDALL
BLUE
Sr. | G | 6-6 | 200



5 | BRADEN
FRAGER
Rfr. | F | 6-7 | 215



6 | WILL
COOPER
So. | F | 6-6 | 215



7 | JUSTIN
BOLIS
So. | F | 6-8 | 225



9 | BERKE
BÜYÜKTÜNCER
Jr. | F | 6-10 | 244



10 | JAMARQUES
LAWRENCE
Sr. | G | 6-3 | 185




11 | QUENTIN
RHYMES
Fr. | G | 6-6 | 192




13 | UGNIUS
JARUSEVICIUS
Sr. | F | 6-11 | 245



15 | JARED
GARCIA
Sr. | F | 6-8 | 235



21 | PRYCE
SANDFORT
Jr. | F | 6-7 | 210



31 | CALE
JACOBSEN
Jr. | G | 6-4 | 195



33 | LEO
CURTIS
Fr. | F | 7-2 | 245



35 | HENRY
BURT
Jr. | F | 6-7 | 235



51 | RIENK
MAST
Sr. | F | 6-10 | 250



FRED HOIBERG
Head Coach



PADYN BORDERS
Assistant Coach/
Recruiting
Coordinator



NATE LOENSER
Assistant Coach



PAT MONAGHAN
Assistant Coach



ERNIE ZEIGLER
Assistant Coach



LUCA VIRGILIO
General Manager



KURT JOSEPH
Director of Men's
Basketball Strength &
Conditioning



EMMANUEL
TOMMY
Director of Player
Development



MICHAEL BANIA
Video
Coordinator



JUSTIN MOORE
Coordinator of
Analytics



SHERYL BURBACH
Assistant Director of
Basketball Operations




ANDREW MCCABE
Athletic Trainer




PAT NORRIS
Equipment Manager




JAKE BLATTNER
Performance
Nutrition Coordinator



MATT THOME
NAPL Director



BRADEN GRANT
Graduate Manager



CHARLIE HOIBERG
Graduate Manager



SATCHEL STERN
Graduate Manager



2025-26 HONORS

- Armenian National Team (2025)

CONNOR ESSEGIAN

SENIOR • GUARD • 6-4 • 205 • FORT WAYNE, IND. • WISCONSIN

Pronounced eh-SEE-jin

- Senior who is one of the Big Ten's top returning sixth men and needs 109 points to reach 1,000 for his career
- Represented Armenia this past June, averaging 16.0 points, 4.5 rebounds and 2.0 steals per game in a two-game sweep of Costa Rica in LA
- Played in all 34 games in his first season at NU in 2024-25 after transferring from Wisconsin and averaged 10.7 points and 2.8 rebounds per game
- Was among the Big Ten leaders in 3-pointers (2.2/gm, ninth) & 3-point percentage (.377, 11th) while his 78 3-pointers tied for sixth in NU history
- Posted 17 double-figure games in 2024-25, including a career-high 29 points, including six 3-pointers, against South Dakota
- Played in 33 games at UW in 2023-24, averaging 3.2 points per game, as the Badgers went 22-14 & reached the NCAA Tournament.
- Named to Big Ten All-Freshman team in 2022-23, as he played in all 35 games and averaged 11.7 points and 3.7 rebounds per game
- Set a Wisconsin school record for a freshman with 69 3-pointers while he was 10th in the Big Ten in 3-pointers per game and shot nearly 36 percent from beyond the arc
- Totalled 2,526 points at Central Noble High School to finish 10th all-time in the state of Indiana in scoring
- Led Central Noble to the state title game as a senior and was a finalist for Mr. Basketball (26.5 ppg, 6.4 rpg and 2.3 apg)
- Majors in journalism with an emphasis on digital media
- His grandfather's cousin was Chuck Essegian, who played baseball and football at Stanford before playing in the Major Leagues

CAREER STATS

				Field Goals		3-Point		F-Throws		Rebounds								Scoring		
SEASON	TEAM	GP-GS	MIN/AVG	FG-FGA	FG%	3FG-3FGA	3FG%	FT-FTA	FT%	OFF	DEF	TOT	AVG	PF-FO	A	TO	BLK	STL	PTS	AVG
2022-23	Wisc	35-19	959/27.4	133-329	.404	69-192	.359	76-86	.884	24	107	131	3.7	60-0	26	36	1	19	411	11.7
2023-24	Wisc	33-0	242/7.3	37-96	.385	20-66	.303	10-11	.909	2	25	27	0.8	24-0	8	12	0	4	104	3.2
2024-25	Nebr	35-3	786/22.4	125-308	.406	78-207	.377	48-60	.800	8	90	98	2.8	36-0	38	33	3	17	376	10.7
TOTAL FOR Nebr		35-3	786/22.4	125-308	.406	78-207	.377	48-60	.800	8	90	98	2.8	36-0	38	33	3	17	376	10.7
TOTAL		103-22	1986/19.3	295-733	.402	167-465	.359	134-157	.854	34	222	256	2.5	120-0	72	81	4	40	891	8.7

MISC. STATS

Category	2025-26	Career*
10+ Points	0	42
20+ Points	0	7
30+ Points	0	0
40+ Points	0	0
Double-Doubles	0	1
10+ Rebounds	0	1
10+ Assists	0	0
Led NU in Scoring	0	7
Led NU in Reb.	0	2
Led NU in Assists	0	1

*Includes Wisconsin

SEASON/CAREER HIGHS

Points	
Season:	
College Career:	29, South Dakota (11/27/24)
Rebounds	
Season:	
College Career:	11, at Indiana (1/14/23)
Field Goals	
Season:	
College Career:	10, Two times (last, 11/27/24)
3-Point Field Goals	
Season:	
College Career:	6, Three times (last, 12/30/24)
Free Throws	
Season:	
College Career:	10, at Michigan (2/14/23)
Free Throw Attempts	
Season:	
College Career:	9, Three times (last, 11/22/24)
Assists	
Season:	
College Career:	5, South Dakota (11/27/24)
Steals	
Season:	
College Career:	2, Seven times (last, 2/24/25)
Blocks	
Season:	
College Career:	1, Four Times (last, 3/9/25)
Minutes Played	
Season:	
College Career:	39:15, at Nebraska (2/11/23)

2024-25 GAME BY GAME

Opponent	Date	GS	MIN	Total		3-Pointers		Free throws		Rebounds				PF	A	TO	BLK	STL	PTS	AVG
				FG-FGA	PCT	3FG-3FGA	PCT	FT-FTA	PCT	OFF	DEF	TOT	AVG							
UTRGV	11/04/2024		23:16	4-5	.800	3-4	.750	2-2	1.000	0	4	4	4.0	1	2	2	0	1	13	13.0
Bethune-Cookman	11/09/2024		14:11	2-6	.333	0-3	.000	4-4	1.000	1	1	2	3.0	1	0	1	0	0	8	10.5
FDU	11/13/2024	*	16:31	2-9	.222	2-7	.286	2-2	1.000	0	2	2	2.7	3	0	1	0	0	8	9.7
vs Saint Mary's (CA)	11/17/2024		21:02	2-6	.333	2-6	.333	2-2	1.000	0	3	3	2.8	0	0	1	0	0	8	9.3
at Creighton	11/22/2024		21:20	4-6	.667	1-2	.500	6-9	.667	0	2	2	2.6	0	0	0	0	0	15	10.4
South Dakota	11/27/2024		32:36	10-22	.455	6-15	.400	3-3	1.000	0	2	2	2.5	2	5	1	0	0	29	13.5
North Florida	12/01/2024	*	21:12	8-10	.800	6-8	.750	0-0	.000	0	4	4	2.7	2	2	1	0	2	22	14.7
at Michigan St.	12/07/2024	*	19:37	0-2	.000	0-2	.000	1-2	.500	0	1	1	2.5	1	0	0	0	0	1	13.0
Indiana	12/13/2024		27:42	4-7	.571	2-3	.667	3-4	.750	0	3	3	2.6	1	0	1	0	0	13	13.0
vs Murray St.	12/22/2024		32:05	5-13	.385	5-10	.500	0-0	.000	0	2	2	2.5	0	0	3	0	0	15	13.2
at Hawaii	12/23/2024		20:48	1-4	.250	0-1	.000	0-0	.000	1	1	2	2.5	0	0	0	0	0	2	12.2
vs Oregon St.	12/25/2024		24:59	2-8	.250	2-6	.333	1-2	.500	0	2	2	2.4	1	0	0	0	0	7	11.8
Southern U.	12/30/2024		26:45	6-13	.462	6-12	.500	2-2	1.000	0	6	6	2.7	4	0	3	0	0	20	12.4
UCLA	01/04/2025		20:41	0-6	.000	0-6	.000	2-2	1.000	0	3	3	2.7	0	3	1	0	2	2	11.6
at Iowa	01/07/2025		24:59	2-7	.286	2-6	.333	0-0	.000	1	3	4	2.8	3	2	0	0	2	6	11.3
at Purdue	01/12/2025		21:46	6-13	.462	3-10	.300	2-3	.667	0	5	5	2.9	0	3	2	0	1	17	11.6
Rutgers	01/16/2025		23:38	4-11	.364	4-7	.571	0-0	.000	0	2	2	2.9	1	1	0	0	0	12	11.6
at Maryland	01/19/2025		12:55	2-4	.500	2-4	.500	0-0	.000	0	1	1	2.8	0	0	2	0	0	6	11.3
Southern California	01/22/2025		25:10	5-8	.625	3-6	.500	2-2	1.000	1	0	1	2.7	1	0	1	0	0	15	11.5
at Wisconsin	01/26/2025		23:19	3-10	.300	2-7	.286	0-0	.000	0	2	2	2.7	1	2	2	1	0	8	11.4
Illinois	01/30/2025		28:04	5-14	.357	2-6	.333	2-2	1.000	0	4	4	2.7	1	2	1	1	2	14	11.5
at Oregon	02/02/2025		11:12	0-3	.000	0-2	.000	2-2	1.000	0	1	1	2.6	2	1	0	0	1	2	11.0
at Washington	02/05/2025		20:41	5-9	.556	4-5	.800	2-2	1.000	0	1	1	2.6	0	1	0	0	0	16	11.3
Ohio St.	02/09/2025		25:18	2-6	.333	1-4	.250	0-1	.000	0	4	4	2.6	0	0	0	0	0	5	11.0
Maryland	02/13/2025		08:35	0-6	.000	0-4	.000	0-0	.000	2	0	2	2.6	0	1	0	0	0	0	10.6
at Northwestern	02/16/2025		23:18	3-7	.429	2-5	.400	0-0	.000	0	4	4	2.7	0	2	1	0	1	8	10.5
at Penn St.	02/19/2025		26:51	8-15	.533	4-9	.444	0-0	.000	0	3	3	2.7	0	2	0	0	0	20	10.8
Michigan	02/24/2025		16:21	1-5	.200	0-4	.000	0-0	.000	0	2	2	2.6	1	0	0	0	2	2	10.5
Minnesota	03/01/2025		28:44	4-11	.364	3-7	.429	0-0	.000	0	5	5	2.7	1	0	0	0	0	11	10.5
at Ohio St.	03/04/2025		32:38	5-13	.385	3-7	.429	3-3	1.000	0	4	4	2.8	2	3	3	0	0	16	10.7
Iowa	03/09/2025		24:46	0-11	.000	0-8	.000	2-2	1.000	1	3	4	2.8	0	1	1	1	0	2	10.4
vs Arizona St.	03/31/2025		23:29	7-9	.778	2-4	.500	1-2	.500	0	4	4	2.8	2	0	1	0	1	17	10.6
vs Georgetown	04/02/2025		14:09	3-8	.375	1-6	.167	0-0	.000	0	1	1	2.8	1	1	2	0	1	7	10.5
vs Boise St.	04/05/2025		19:41	2-5	.400	1-3	.333	3-4	.750	0	2	2	2.8	2	2	1	0	0	8	10.4
vs UCF	04/06/2025		27:22	8-16	.500	4-8	.500	1-3	.333	1	3	4	2.8	2	2	1	0	1	21	10.7
Totals		3	785:38	125-308	.406	78-207	.377	48-60	.800	8	90	98	2.8	36	38	33	3	17	376	10.7

Player Averages

Games Played	Minutes/game	Points/game	FG Pct	3FG Pct	FT Pct	Rebounds/game	Assists/game	Turnovers/game	Assist/Turnover ratio	Steals/game	Blocks/game
35	22.4	10.7	40.6	37.7	80.0	2.8	1.1	0.9	1.2	0.5	0.1



2025-26 HONORS

SAM HOIBERG

JUNIOR • GUARD • 6-0 • 185 • LINCOLN, NEB. • PIUS X

- Fifth-year senior who has played 90 career games at Nebraska, including every game in each of the past two seasons
- Averaged 3.9 points, 2.4 rebounds, 1.9 assists and a team-high 1.4 steals per game, as he finished 11th in the B1G in steals in 2024-25
- Dished out a career-high seven assists without a turnover and added two steals and three boards in the College Basketball Crown title game vs. UCF
- Reached double figures twice on the season, including 10 points vs. Boise State in the CBC semifinals and a season-high 12 points vs. Iowa
- Played in all 34 games in 2023-24, averaging 3.4 points, 2.9 rebounds and 1.7 assists per game while posting a 2.5-to-1 assist-to-turnover ratio
- Tied his career scoring high against Lindenwood in the 2023-24 season opener, matching his career high with 15 points
- Played in 21 contests in 2022-23 and was one of NU's top guards off the bench as he averaged 4.1 points per game on 55 percent shooting
- Poured in a career-high 15 points on 6-of-8 shooting in 26 minutes at Maryland on Jan. 27, 2023
- Garnered honorable-mention all-state honors as a senior, averaging 14.9 points, 4.2 rebounds and 3.8 assists at Lincoln Pius X High School in 2020-21, helping the school to an 18-4 record and a berth in the Class A (largest class) state tournament
- Sports communications major who was an academic all-district selection in 2024 and 2025
- Is the son of NU Head Coach Fred Hoiberg, who played collegiately at Iowa State and in the NBA for a decade, while his oldest brother, Jack, played at both Michigan State (2017-21) and Texas Arlington (2021-22) and works in the San Antonio Spurs organization in the video department

MISC. STATS

Category	2024-25	Career
10+ Points	0	5
20+ Points	0	0
30+ Points	0	0
40+ Points	0	0
Double-Doubles	0	0
10+ Rebounds	0	0
10+ Assists	0	0
Led NU in Scoring	0	1
Led NU in Reb.	0	6
Led NU in Assists	0	7

SEASON/CAREER HIGHS

Points	
Season:	
College Career:	15, Two times (last, 1/28/23)
Rebounds	
Season:	
College Career:	7, Two times (last, 3/31/25)
Field Goals	
Season:	
College Career:	6, at Maryland (1/28/23)
3-Point Field Goals	
Season:	
College Career:	3, at Maryland (1/28/23)
Free Throws	
Season:	
College Career:	5, Two times (last, 2/28/23)
Free Throw Attempts	
Season:	
College Career:	6, Two times, (last, 2/7/24)
Assists	
Season:	
College Career:	7, UCF (4/6/25)
Steals	
Season:	
College Career:	4, Three times (last, 3/31/25)
Blocks	
Season:	
College Career:	1, Nine times (last, 4/6/25)
Minutes Played	
Season:	
College Career:	37:01, Maryland (2/19/23)

CAREER STATS

		Field Goals				3-Point		F-Throws		Rebounds				Scoring							
SEASON	TEAM	GP-GS	MIN/AVG	FG-FGA	FG%	3FG-3FGA	3FG%	FT-FTA	FT%	OFF	DEF	TOT	AVG	PF-FO	A	TO	BLK	STL	PTS	AVG	
2022-23	Nebr	21-1	267/12.7	27-49	.551	9-22	.409	23-28	.821	8	30	38	1.8	19-0	7	8	1	13	86	4.1	
2023-24	Nebr	34-0	669/19.7	37-98	.378	15-49	.306	26-38	.684	19	79	98	2.9	67-0	59	24	3	31	115	3.4	
2024-25	Nebr	35-15	816/23.3	46-106	.434	20-56	.357	24-28	.857	11	68	79	2.3	70-3	65	34	5	48	136	3.9	
TOTAL		90-16	1752/19.5	110-253	.435	44-127	.346	73-94	.777	38	177	215	2.4	156-3	131	66	9	92	337	3.7	

2024-25 GAME BY GAME

Opponent	Date	GS	MIN	Total		3-Pointers		Free throws		Rebounds				PF	A	TO	BLK	STL	PTS	AVG	
				FG-FGA	PCT	3FG-3FGA	PCT	FT-FTA	PCT	OFF	DEF	TOT	AVG								
UTRGV	11/04/2024		12:23	0-1	.000	0-0	.000	0-0	.000	0	0	0	0.0	1	0	1	0	0	0	0.0	
Bethune-Cookman	11/09/2024		18:24	0-5	.000	0-3	.000	0-1	.000	0	2	2	1.0	1	1	0	0	3	0	0.0	
FDU	11/13/2024		23:20	1-4	.250	0-0	.000	0-0	.000	2	3	5	2.3	0	3	1	0	3	2	0.7	
vs Saint Mary's (CA)	11/17/2024		16:06	0-0	.000	0-0	.000	0-0	.000	1	1	2	2.3	0	0	1	0	1	0	0.5	
at Creighton	11/22/2024		14:53	0-1	.000	0-0	.000	0-0	.000	0	2	2	2.2	3	0	0	1	0	0	0.4	
South Dakota	11/27/2024		23:47	4-6	.667	1-2	.500	0-0	.000	0	2	2	2.2	1	1	2	0	3	9	1.8	
North Florida	12/01/2024		15:32	3-3	1.000	1-1	1.000	0-0	.000	0	3	3	2.3	0	1	0	0	4	7	2.6	
at Michigan St.	12/07/2024		10:20	0-1	.000	0-1	.000	2-2	1.000	0	2	2	2.3	3	0	0	0	0	2	2.5	
Indiana	12/13/2024		15:03	0-0	.000	0-0	.000	2-2	1.000	0	1	1	2.1	0	2	1	0	1	2	2.4	
vs Murray St.	12/22/2024		22:35	1-3	.333	0-1	.000	0-0	.000	0	1	1	2.0	0	1	1	0	1	2	2.4	
at Hawaii	12/23/2024		20:35	1-2	.500	0-1	.000	0-0	.000	0	0	0	1.8	1	1	1	0	1	2	2.4	
vs Oregon St.	12/25/2024		25:08	1-1	1.000	1-1	1.000	2-2	1.000	1	2	3	1.9	2	2	1	0	1	5	2.6	
Southern U.	12/30/2024		17:29	1-2	.500	0-1	.000	0-0	.000	0	4	4	2.1	3	5	1	0	0	2	2.5	
UCLA	01/04/2025		22:21	2-3	.667	1-2	.500	2-2	1.000	0	3	3	2.1	2	2	0	0	3	7	2.9	
at Iowa	01/07/2025		25:19	2-2	1.000	1-1	1.000	1-2	.500	0	5	5	2.3	5	3	4	0	1	6	3.1	
at Purdue	01/12/2025		23:00	3-3	1.000	1-1	1.000	0-0	.000	1	0	1	2.3	2	4	1	0	2	7	3.3	
Rutgers	01/16/2025		16:49	0-1	.000	0-0	.000	0-0	.000	1	0	1	2.2	2	3	1	0	1	0	3.1	
at Maryland	01/19/2025		16:21	3-3	1.000	2-2	1.000	0-0	.000	0	1	1	2.1	3	1	0	0	0	8	3.4	
Southern California	01/22/2025		14:29	1-3	.333	0-1	.000	0-0	.000	0	1	1	2.1	4	0	0	0	2	2	3.3	
at Wisconsin	01/26/2025	*	29:35	2-3	.667	2-3	.667	0-0	.000	0	2	2	2.1	1	3	1	0	0	6	3.5	
Illinois	01/30/2025	*	35:14	1-3	.333	1-1	1.000	0-0	.000	1	2	3	2.1	4	0	0	0	1	3	3.4	
at Oregon	02/02/2025	*	37:00	1-5	.200	0-4	.000	0-0	.000	0	2	2	2.1	2	1	2	0	0	2	3.4	
at Washington	02/05/2025	*	33:05	2-4	.500	0-0	.000	3-3	1.000	0	3	3	2.1	1	4	0	1	3	7	3.5	
Ohio St.	02/09/2025	*	30:24	0-2	.000	0-1	.000	4-4	1.000	1	1	2	2.1	2	3	1	0	0	4	3.5	
Maryland	02/13/2025	*	30:21	2-5	.400	1-3	.333	0-0	.000	0	4	4	2.2	2	1	1	1	1	5	3.6	
at Northwestern	02/16/2025	*	25:09	0-1	.000	0-1	.000	0-0	.000	0	2	2	2.2	3	3	1	0	3	0	3.5	
at Penn St.	02/19/2025	*	13:09	0-1	.000	0-1	.000	0-0	.000	0	0	0	2.1	1	1	4	0	1	0	3.3	
Michigan	02/24/2025		20:26	2-2	1.000	2-2	1.000	0-0	.000	0	4	4	2.2	3	0	0	1	0	6	3.4	
Minnesota	03/01/2025	*	31:07	2-3	.667	0-1	.000	0-0	.000	0	2	2	2.2	1	2	1	0	3	4	3.4	
at Ohio St.	03/04/2025	*	24:43	2-5	.400	1-3	.333	0-0	.000	0	3	3	2.2	5	1	1	0	1	5	3.5	
Iowa	03/09/2025	*	31:04	3-9	.333	2-7	.286	4-5	.800	0	1	1	2.2	5	1	0	0	0	12	3.8	
vs Arizona St.	03/31/2025	*	34:05	2-4	.500	1-2	.500	2-2	1.000	1	6	7	2.3	4	4	3	0	4	7	3.9	
vs Georgetown	04/02/2025	*	25:00	1-6	.167	0-4	.000	0-0	.000	0	1	1	2.3	2	3	1	0	1	2	3.8	
vs Boise St.	04/05/2025	*	25:33	3-6	.500	2-4	.500	2-3	.667	0	1	1	2.2	0	1	2	0	1	10	4.0	
vs UCF	04/06/2025	*	35:44	0-3	.000	0-1	.000	0-0	.000	2	1	3	2.3	1	7	0	1	2	0	3.9	
Totals			15	815:32	46-106	.434	20-56	.357	24-28	.857	11	68	79	2.3	70	65	34	5	48	136	3.9

Player Averages

Games Played	Minutes/ game	Points/ game	FG Pct	3FG Pct	FT Pct	Rebounds/ game	Assists/ game	Turnovers/ game	Assist/Turnover ratio	Steals/ game	Blocks/ game
35	23.3	3.9	43.4	35.7	85.7	2.3	1.9	1.0	1.9	1.4	0.1



2025-26 HONORS

KENDALL BLUE

SENIOR • GUARD • 6-6 • 200 • WOODBURY, MINN. • ST. THOMAS

- Senior transfer who can play either backcourt spot after spending this first three seasons at St. Thomas (Minn.)
- Totaled 1,013 career points in three seasons for the Tommies, averaging double figures in each of his final two seasons and starting 89 of 100 games
- Started all 34 games in 2024-25, averaging 12.3 points, 4.4 rebounds, 2.4 assists and 1.0 steal per game, as St. Thomas went 24-10
- Finished in the top 15 of the Summit League in assists (13th), rebounding (13th) and steals (13th).
- Posted a double-double at Oklahoma State, when he finished with 18 points, including 4-of-7 from 3-point range, and a season-high 11 rebounds.
- Second-team all-metro performer at East View High School, averaging 19.2 ppg, 8.0 rpg and 4.0 apg as a senior to lead team to state semis in 2022
- Childhood friend of Husker running back Emmett Johnson, as the two were AAU basketball teammates
- Mother (Lisa) played collegiately at Minnesota and Grand View College, where she is a member of the school's Hall of Fame while his father (Dennis) played college football at Akron

MISC. STATS

Category	2025-26	Career*
10+ Points	0	54
20+ Points	0	5
30+ Points	0	0
40+ Points	0	0
Double-Doubles	0	2
10+ Rebounds	0	4
10+ Assists	0	0
Led NU in Scoring	0	0
Led NU in Reb.	6	0
Led NU in Assists	0	0

*-Includes St. Thomas

SEASON/CAREER HIGHS

Points	
Season:	
College Career:	22, Three times (last, 3/1/25)
Rebounds	
Season:	
College Career:	11, Two times (last, 11/10/24)
Field Goals	
Season:	
College Career:	8, Five times (last, 3/8/25)
3-Point Field Goals	
Season:	
College Career:	6, vs. Portland State (11/19/23)
Free Throws	
Season:	
College Career:	5, Four times (last, 2/15/25)
Free Throw Attempts	
Season:	
College Career:	7, at Oral Roberts (1/13/24)
Assists	
Season:	
College Career:	5, Seven times (last, 2/27/25)
Steals	
Season:	
College Career:	4, Kansas City (2/3/24)
Blocks	
Season:	
College Career:	3, Milwaukee (12/6/23)
Minutes Played	
Season:	
College Career:	37:09, at UC Riverside (12/29/24)

CAREER STATS

SEASON	TEAM	GP-GS	MIN/AVG	Field Goals		3-Point		F-Throws		Rebounds				Scoring			
				FG-FGA	FG%	3FG-3FGA	3FG%	FT-FTA	FT%	OFF	DEF	TOT	AVG	PF-FO	A	TO	BLK/STL
2022-23	UST	33-22	805/24.4	90-211	.427	36-112	.321	28-36	.778	13	95	108	3.3	57-0	49	42	14 21
2023-24	UST	33-33	929/28.2	134-270	.496	40-125	.320	43-65	.662	14	122	136	4.1	38-0	54	33	10 25
2024-25	UST	34-34	922/27.1	157-308	.510	55-132	.417	49-67	.731	11	140	151	4.4	49-0	82	56	15 34
TOTAL FOR Nebr		0-0	0/0.0	0-0	.000	0-0	.000	0-0	.000	0	0	0	0.0	0-0	0	0	0 0
TOTAL		100-89	2656/26.6	381-789	.483	131-369	.355	120-168	.714	38	357	395	4.0	144-0	185	131	39 80

2024-25 GAME BY GAME (AT ST. THOMAS)

Opponent	Date	GS	MIN	Total		3-Pointers		Free throws		Rebounds				PF			
				FG-FGA	PCT	3FG-3FGA	PCT	FT-FTA	PCT	OFF	DEF	TOT	AVG	A	TO	BLK	STL
North Central (MN)	11/04/2024	*	20:50	2-9	.222	0-3	.000	0-0	.000	0	3	3	3.0	1	3	2	1
at Green Bay	11/08/2024	*	26:38	7-10	.700	1-3	.333	2-2	1.000	0	3	3	3.0	2	1	3	0
at Oklahoma St.	11/10/2024	*	30:35	7-13	.538	4-7	.571	0-1	.000	1	10	11	5.7	1	2	6	1
St. Norbert	11/15/2024	*	13:33	5-5	1.000	2-2	1.000	0-0	.000	1	4	5	5.5	3	4	1	0
at Arizona St.	11/17/2024	*	28:42	5-14	.357	1-7	.143	0-0	.000	2	1	3	5.0	0	4	1	0
vs Wofford	11/22/2024	*	21:19	1-2	.500	1-1	1.000	1-2	.500	0	4	4	4.8	1	4	1	1
vs Portland St.	11/23/2024	*	19:38	5-11	.455	1-4	.250	0-1	.000	0	5	5	4.9	0	1	1	0
at Milwaukee	11/24/2024	*	32:11	4-11	.364	1-5	.200	2-2	1.000	0	5	5	4.9	2	2	2	1
Chicago St.	12/02/2024	*	16:30	4-5	.800	1-1	1.000	2-2	1.000	1	4	5	4.9	2	1	2	0
at Northern Colo.	12/04/2024	*	23:49	3-5	.600	1-2	.500	2-2	1.000	0	0	0	4.4	2	0	1	0
Montana	12/07/2024	*	32:12	8-15	.533	5-7	.714	1-2	.500	0	3	3	4.3	2	5	0	0
Western Mich.	12/13/2024	*	30:27	5-12	.417	3-5	.600	0-0	.000	0	6	6	4.4	1	4	2	1
Crown (MN)	12/15/2024	*	15:30	2-3	.667	0-1	.000	1-2	.500	0	2	2	4.2	1	4	1	0
at Bowling Green	12/21/2024	*	31:08	5-11	.455	2-6	.333	4-4	1.000	0	5	5	4.3	0	2	2	1
at UC Riverside	12/29/2024	*	37:09	3-8	.375	0-2	.000	0-0	.000	0	3	3	4.2	1	0	1	0
at North Dakota St.	01/02/2025	*	28:38	5-11	.455	4-7	.571	1-4	.250	0	3	3	4.1	0	0	1	0
at North Dakota	01/04/2025	*	31:48	3-6	.500	1-3	.333	2-2	1.000	1	5	6	4.2	1	3	1	1
South Dakota St.	01/08/2025	*	27:06	3-5	.600	2-3	.667	2-2	1.000	0	0	0	4.0	2	4	1	0
South Dakota	01/11/2025	*	24:04	5-7	.714	2-3	.667	5-6	.833	0	3	3	3.9	3	2	1	0
Denver	01/18/2025	*	28:06	3-8	.375	1-1	1.000	5-6	.833	1	7	8	4.2	3	1	0	1
at Omaha	01/23/2025	*	30:53	7-11	.636	3-5	.600	1-2	.500	0	9	9	4.4	1	2	3	0
at Kansas City	01/25/2025	*	24:53	3-8	.375	1-4	.250	0-2	.000	0	6	6	4.5	2	0	2	0
Oral Roberts	01/29/2025	*	28:35	6-12	.500	1-6	.167	0-0	.000	0	2	2	4.3	2	5	1	0
North Dakota St.	02/02/2025	*	32:13	8-11	.727	3-5	.600	1-2	.500	0	4	4	4.3	1	3	1	0
at South Dakota St.	02/06/2025	*	32:45	5-10	.500	1-3	.333	2-2	1.000	0	3	3	4.3	1	4	1	2
at Denver	02/08/2025	*	30:20	2-4	.500	1-2	.500	0-0	.000	0	3	3	4.2	3	3	3	0
Omaha	02/15/2025	*	21:53	2-7	.286	1-4	.250	5-6	.833	1	3	4	4.2	3	3	1	3
at South Dakota	02/19/2025	*	26:04	7-8	.875	0-0	.000	0-0	.000	0	4	4	4.2	1	2	1	0
at Oral Roberts	02/22/2025	*	20:51	4-8	.500	1-3	.333	0-0	.000	0	4	4	4.2	3	0	3	0
North Dakota	02/27/2025	*	31:15	4-11	.364	1-4	.250	0-0	.000	0	10	10	4.4	0	5	1	1
Kansas City	03/01/2025	*	28:56	8-11	.727	4-7	.571	2-2	1.000	2	4	6	4.5	0	1	2	0
vs Denver	03/06/2025	*	29:11	5-10	.500	3-5	.600	2-2	1.000	0	3	3	4.4	1	2	1	0
vs North Dakota	03/08/2025	*	32:28	8-14	.571	2-7	.286	3-4	.750	0	0	0	4.3	1	2	2	1
vs Omaha	03/09/2025	*	32:02	3-12	.250	0-4	.000	3-5	.600	1	9	10	4.4	2	3	2	1
Totals			34	922:13	157-308	.510	55-132	.417	49-67	.731	11	140	151	4.4	49	82	56 15 34

Player Averages

Games Played	Minutes/game	Points/game	FG Pct	3FG Pct	FT Pct	Rebounds/game	Assists/game	Turnovers/game	Assist/Turnover ratio	Steals/game	Blocks/game
34	27.1	12.3	51.0	41.7	73.1	4.4	2.4	1.6	1.5	1.0	0.4



2025-26 HONORS

BRADEN FRAGER

REDSHIRT FRESHMAN • FORWARD • 6-7 • 215 • LINCOLN, NEB. • SOUTHWEST HIGH SCHOOL

Pronounced FRAY-gurr

- Redshirt freshman who is poised to break into the Huskers’ rotation with his shooting and athleticism
- Gained valuable experience and reshaped his body during his redshirt season in 2024-25
- Was a three-year performer at Lincoln Southwest High School before reclassifying to the class of 2024
- Three-star recruit by On3, 247Sports and Rivals, Frager was ranked among the top-200 players in the country before he reclassified
- Two-time honorable-mention all-state performer by the Lincoln Journal Star who averaged 18.3 ppg, 7.0 rpg, 1.2 apg and 1.2 spg in 2023-24
- Totaled 20+ points in six of his final eight games, including a school-record 39-point performance at Kearney
- Played for the ETG Midwest AAU program for Coach Ryan Reeder, averaging 15.0 ppg during his final season of AAU basketball

CAREER STATS

MISC. STATS

Category	2024-25	Career*
10+ Points	0	0
20+ Points	0	0
30+ Points	0	0
40+ Points	0	0
Double-Doubles	0	0
10+ Rebounds	0	0
10+ Assists	0	0
Led NU in Scoring	0	0
Led NU in Reb.	0	0
Led NU in Assists	0	0

2024-25 GAME BY GAME

SEASON/CAREER HIGHS

Points
Season:
College Career:
Rebounds
Season:
College Career:
Field Goals
Season:
College Career:
3-Point Field Goals
Season:
College Career:
Free Throws
Season:
College Career:
Free Throw Attempts
Season:
College Career:
Assists
Season:
College Career:
Steals
Season:
College Career:
Blocks
Season:
College Career:
Minutes Played
Season:
College Career:



WILL COOPER

SOPHOMORE • FORWARD • 6-6 • 215 • OMAHA, NEB. • AIR FORCE ACADEMY

- Sophomore transfer who adds shooting and frontcourt depth after transferring from the Air Force Academy
- Played in 21 contests for Air Force in 2024-25, averaging 5.3 points per game while shooting 37 percent from 3-point range
- Averaged 11.8 ppg over the final six contests at Air Force, highlighted by a 21-point effort against Fresno State and a 16-point outburst against NCAA Tournament qualifier Utah State
- Scored a career-high 21 points, including 6-of-12 shooting from 3-point range, against Fresno State
- Played four seasons at Millard South High School and averaged 16.2 ppg and 7.2 rpg as a senior but played just five games because of an injury and just eight games as a junior
- Attended Fred Hoiberg Basketball Camps during his high school career

2025-26 HONORS

MISC. STATS

Category	2025-26	Career*
10+ Points	0	4
20+ Points	0	1
30+ Points	0	0
40+ Points	0	0
Double-Doubles	0	0
10+ Rebounds	0	0
10+ Assists	0	0
Led NU in Scoring	0	0
Led NU in Reb.	0	0
Led NU in Assists	0	0

*Includes Air Force

SEASON/CAREER HIGHS

Points	
Season:	21, Fresno State (2/22/05)
College Career:	
Rebounds	
Season:	5, Wright State (11/30/24)
College Career:	
Field Goals	
Season:	6, Fresno State (2/22/05)
College Career:	
3-Point Field Goals	
Season:	6, Fresno State (2/22/05)
College Career:	
Free Throws	
Season:	3, Two times (last, 3/1/25)
College Career:	
Free Throw Attempts	
Season:	4, at San Diego St. (1/8/25)
College Career:	
Assists	
Season:	1, Eight times (last, 3/12/25)
College Career:	
Steals	
Season:	1, Three times (last, 2/18/25)
College Career:	
Blocks	
Season:	2, vs. UNLV (3/12/25)
College Career:	
Minutes Played	
Season:	31:21, Fresno State (2/22/05)
College Career:	

CAREER STATS

				Field Goals		3-Point		F-Throws		Rebounds								Scoring		
SEASON	TEAM	GP-GS	MIN/AVG	FG-FGA	FG%	3FG-3FGA	3FG%	FT-FTA	FT%	OFF	DEF	TOT	AVG	PF-FO	A	TO	BLK	STL	PTS	AVG
2024-25	USAFA	21-0	318/15.1	37-82	.451	20-53	.377	18-22	.818	7	30	37	1.8	37-1	8	25	8	3	112	5.3
TOTAL FOR Nebr		0-0	0/0.0	0-0	.000	0-0	.000	0-0	.000	0	0	0	0.0	0-0	0	0	0	0	0	0.0
TOTAL		21-0	318/15.1	37-82	.451	20-53	.377	18-22	.818	7	30	37	1.8	37-1	8	25	8	3	112	5.3

2024-25 GAME BY GAME (AT AIR FORCE)

Opponent	Date	GS	MIN	Total		3-Pointers		Free throws		Rebounds				PF	A	TO	BLK	STL	PTS	AVG
				FG-FGA	PCT	3FG-3FGA	PCT	FT-FTA	PCT	OFF	DEF	TOT	AVG							
Mercyhurst	11/24/2024		03:36	2-3	.667	0-0	.000	0-0	.000	0	1	1	1.0	2	0	1	0	0	4	4.0
at Wright St.	11/30/2024		22:08	2-7	.286	0-2	.000	0-0	.000	2	3	5	3.0	3	0	0	0	0	4	4.0
at Miami (OH)	12/02/2024		04:42	0-1	.000	0-1	.000	0-0	.000	0	0	0	2.0	0	0	0	0	1	0	2.7
vs Stony Brook	12/07/2024		09:18	0-0	.000	0-0	.000	0-0	.000	0	3	3	2.3	0	1	1	1	0	0	2.0
at Northern Colo.	12/16/2024		14:26	3-4	.750	0-1	.000	1-2	.500	0	0	0	1.8	4	1	0	0	0	7	3.0
at Boise St.	12/21/2024		08:41	0-1	.000	0-1	.000	0-0	.000	0	0	0	1.5	2	1	0	0	0	0	2.5
UNLV	12/31/2024		04:37	0-1	.000	0-1	.000	0-0	.000	0	0	0	1.3	0	1	2	0	0	0	2.1
at San Diego St.	01/08/2025		04:02	0-2	.000	0-1	.000	2-4	.500	0	1	1	1.3	0	0	1	0	0	2	2.1
San Jose St.	01/11/2025		11:49	4-7	.571	2-3	.667	0-0	.000	1	2	3	1.4	1	0	1	0	0	10	3.0
at Nevada	01/14/2025		13:45	1-3	.333	1-3	.333	2-3	.667	0	3	3	1.6	2	0	1	1	0	5	3.2
at Fresno St.	01/17/2025		11:28	1-5	.200	1-5	.200	0-0	.000	0	2	2	1.6	1	1	1	1	0	3	3.2
Utah St.	01/25/2025		02:09	0-1	.000	0-0	.000	0-0	.000	1	0	1	1.6	0	0	0	0	0	0	2.9
New Mexico	02/08/2025		04:30	0-1	.000	0-1	.000	0-0	.000	1	0	1	1.5	1	0	0	0	0	0	2.7
at UNLV	02/11/2025		20:45	1-3	.333	1-3	.333	0-0	.000	1	2	3	1.6	2	0	2	0	1	3	2.7
at Wyoming	02/18/2025		19:25	1-1	1.000	1-1	1.000	0-0	.000	0	2	2	1.7	5	1	2	1	1	3	2.7
Fresno St.	02/22/2025		31:21	6-12	.500	6-12	.500	3-3	1.000	0	1	1	1.6	3	1	2	1	0	21	3.9
Colorado St.	02/25/2025		27:18	3-6	.500	1-3	.333	2-2	1.000	0	2	2	1.6	1	0	3	0	0	9	4.2
at New Mexico	03/01/2025		28:16	4-5	.800	3-3	1.000	3-3	1.000	0	4	4	1.8	3	0	1	0	0	14	4.7
Boise St.	03/04/2025		23:41	3-5	.600	0-1	.000	1-1	1.000	0	0	0	1.7	4	0	1	1	0	7	4.8
at Utah St.	03/08/2025		24:29	5-8	.625	4-6	.667	2-2	1.000	1	0	1	1.7	2	0	6	0	0	16	5.4
vs UNLV	03/12/2025		27:42	1-6	.167	0-5	.000	2-2	1.000	0	4	4	1.8	1	1	0	2	0	4	5.3
Totals		0	318:08	37-82	.451	20-53	.377	18-22	.818	7	30	37	1.8	37	8	25	8	3	112	5.3

Player Averages

Games Played	Minutes/ game	Points/ game	FG Pct	3FG Pct	FT Pct	Rebounds/ game	Assists/ game	Turnovers/ game	Assist/Turnover ratio	Steals/ game	Blocks/ game
21	15.1	5.3	45.1	37.7	81.8	1.8	0.4	1.2	0.3	0.1	0.4



2025-26 HONORS

JUSTIN BOLIS

SOPHOMORE • FORWARD • 6-8 • 225 • LINCOLN, NEB. • SOUTHEAST COMMUNITY COLLEGE

- Lincoln native who provides frontcourt depth and has bulked up to 225 pounds for the 2025-26 season
- Redshirted during his first season at Nebraska after playing at Southeast (Neb.) Community College in Lincoln
- Spent the 2023-24 season at Southeast Community College, averaging 15.5 ppg and 8.7 rpg while shooting 38 percent from 3-point range
- Totaled 11 double-doubles en route to being named to the Nebraska Community College Athletic All-Conference Team
- Played at Lincoln High School for Coach Dan Noble, as he averaged nine points and six rebounds per game as a senior after missing his junior season with an Achilles tear
- Played AAU basketball with the Lincoln Supreme and Coach Zach Tharanet

CAREER STATS

MISC. STATS

Category	2024-25	Career
10+ Points	0	0
20+ Points	0	0
30+ Points	0	0
40+ Points	0	0
Double-Doubles	0	0
10+ Rebounds	0	0
10+ Assists	0	0
Led NU in Scoring	0	0
Led NU in Reb.	0	0
Led NU in Assists	0	0

2024-25 GAME BY GAME

SEASON/CAREER HIGHS

Points
Season:
College Career:
Rebounds
Season:
College Career:
Field Goals
Season:
College Career:
3-Point Field Goals
Season:
College Career:
Free Throws
Season:
College Career:
Free Throw Attempts
Season:
College Career:
Assists
Season:
College Career:
Steals
Season:
College Career:
Blocks
Season:
College Career:
Minutes Played
Season:
College Career:



2025-26 HONORS

BERKE BÜYÜKTÜNEL

JUNIOR • FORWARD • 6-10 • 244 • BURSA, TÜRKİYE • UCLA

Pronounced BEAR-keh buh-YOOK-toon-jell

- Returning frontcourt starter who is healthy after battling through several injuries in 2024-25
- Worked to reshape his body in the offseason, dropping over 15 pounds and enters the year in the best shape of his college career
- Played in 31 games, including 28 starts in 2024-25, averaging 6.0 points, 5.5 rebounds and 1.4 assists per game in 31 games
- Reached double figures five times, including career-high 16 points on 6-of-8 shooting, including 3-of-4 from 3-point range, vs. Oregon State
- Was big in NU's win over Ohio State with 15 points, including 3-of-6 from 3-point range, five boards and three assists vs. Ohio St. but sprained his ankle in the final minute of the game and never returned to 100 percent
- Nearly recorded a double-double at No. 14 Creighton with 12 points and nine boards, along with two assists and two steals in NU's 74-63 win
- Recorded a then-career-high 15 points while adding three blocks and three steals vs. St. Mary's, becoming the first Husker to have at least 15 points, three blocks and three steals in a game since Aleks Maric in 2007
- Played in 26 games, including eight starts, at UCLA in 2023-24, averaging 4.9 ppg and 2.7 rpg with two double-figure games
- Rated the No. 36 player in the class of 2023 by 24/7 Sports, while he was rated by ESPN.com as the No. 2 international player to enter college basketball in 2023-24
- Made his Turkish senior national team debut at age 18 at the 2023 World Cup qualifier and has played at several levels for the national program
- Led Türkiye to a third-place finish at the FIBA U19 World Cup, including an 84-70 win over the United States in the third-place game and was named to the "All-Star Five" at the event, as he averaged 11.4 points, 8.3 rebounds and 3.7 assists per game in seven games

MISC. STATS

Category	2025-26	Career*
10+ Points	0	7
20+ Points	0	0
30+ Points	0	0
40+ Points	0	0
Double-Doubles	0	0
10+ Rebounds	0	0
10+ Assists	0	0
Led NU in Scoring	0	0
Led NU in Reb.	0	9
Led NU in Assists	0	1

*includes UCLA

SEASON/CAREER HIGHS

Points	
Season:	
College Career:	16, vs. Oregon State (12/25/24)
Rebounds	
Season:	
College Career:	9, Seven times (last, 2/5/25)
Field Goals	
Season:	
College Career:	6, vs. Oregon State (12/25/24)
3-Point Field Goals	
Season:	
College Career:	3, Two times (last, 2/9/25)
Free Throws	
Season:	
College Career:	5, Two times (last, 11/17/24)
Free Throw Attempts	
Season:	
College Career:	9, Chaminade (11/21/23)
Assists	
Season:	
College Career:	4, at Ohio State (3/4/25)
Steals	
Season:	
College Career:	4, at Purdue (1/12/24)
Blocks	
Season:	
College Career:	3, vs. Saint Mary's (11/17/24)
Minutes Played	
Season:	
College Career:	32:21, Washington (1/14/24)

CAREER STATS

				Field Goals		3-Point		F-Throws		Rebounds		PF-FO						Scoring			
SEASON	TEAM	GP-GS	MIN/AVG	FG-FGA	FG%	3FG-3FGA	3FG%	FT-FTA	FT%	OFF	DEF	TOT	AVG	PF	FO	A	TO	BLK	STL	PTS	AVG
2023-24	UCLA	26-8	425/16.3	40-104	.385	11-37	.297	27-43	.628	24	41	65	2.5	58-1	11	22	9	4		118	4.5
2024-25	Nebr	31-28	703/22.7	69-172	.401	23-83	.277	26-40	.650	43	126	169	5.5	74-2	43	38	20	25		187	6.0
TOTAL FOR Nebr		31-28	703/22.7	69-172	.401	23-83	.277	26-40	.650	43	126	169	5.5	74-2	43	38	20	25		187	6.0
TOTAL		57-36	1128/19.8	109-276	.395	34-120	.283	53-83	.639	67	167	234	4.1	132-3	54	60	29	29		305	5.4

2024-25 GAME BY GAME

Opponent	Date	GS	MIN	Total		3-Pointers		Free throws		Rebounds				PF	A	TO	BLK	STL	PTS	AVG	
				FG-FGA	PCT	3FG-3FGA	PCT	FT-FTA	PCT	OFF	DEF	TOT	AVG								
UTRGV	11/04/2024	*	26:35	3-4	.750	0-0	.000	0-0	.000	1	5	6	6.0	3	2	1	0	2	6	6.0	
Bethune-Cookman	11/09/2024	*	25:31	2-6	.333	0-3	.000	2-2	1.000	2	5	7	6.5	0	0	1	2	0	6	6.0	
FDU	11/13/2024	*	25:16	4-6	.667	1-3	.333	3-4	.750	3	4	7	6.7	3	3	1	1	0	12	8.0	
vs Saint Mary's (CA)	11/17/2024	*	26:17	5-7	.714	0-1	.000	5-6	.833	3	2	5	6.3	3	1	0	3	3	15	9.8	
at Creighton	11/22/2024	*	22:26	4-7	.571	1-3	.333	3-4	.750	1	8	9	6.8	4	2	2	0	2	12	10.2	
South Dakota	11/27/2024	*	12:29	2-3	.667	0-1	.000	2-2	1.000	3	3	6	6.7	0	3	3	0	1	6	9.5	
at Michigan St.	12/07/2024	*	13:45	1-4	.250	1-2	.500	0-0	.000	1	0	1	5.9	3	0	2	0	2	3	8.6	
Indiana	12/13/2024	*	20:04	2-3	.667	1-1	1.000	0-0	.000	0	5	5	5.8	3	3	2	0	0	5	8.1	
vs Murray St.	12/22/2024	*	25:31	3-6	.500	0-2	.000	0-0	.000	2	7	9	6.1	2	0	1	1	1	6	7.9	
at Hawaii	12/23/2024	*	27:42	1-7	.143	0-3	.000	0-1	.000	4	5	9	6.4	2	1	1	1	3	2	7.3	
vs Oregon St.	12/25/2024	*	29:47	6-8	.750	3-4	.750	1-1	1.000	1	5	6	6.4	2	2	3	0	0	16	8.1	
Southern U.	12/30/2024	*	29:39	2-7	.286	1-5	.200	1-2	.500	1	8	9	6.6	1	1	1	2	0	6	7.9	
UCLA	01/04/2025	*	22:30	1-8	.125	1-3	.333	1-2	.500	3	6	9	6.8	4	0	3	0	0	4	7.6	
at Iowa	01/07/2025	*	18:43	3-5	.600	1-1	1.000	1-3	.333	1	2	3	6.5	1	2	1	2	2	8	7.6	
at Purdue	01/12/2025	*	25:19	3-5	.600	2-4	.500	0-0	.000	0	3	3	6.3	1	1	2	1	4	8	7.7	
Rutgers	01/16/2025	*	21:16	0-4	.000	0-2	.000	0-0	.000	2	1	3	6.1	4	2	2	0	0	0	7.2	
at Maryland	01/19/2025	*	22:48	3-5	.600	2-2	1.000	0-1	.000	1	3	4	5.9	5	0	2	0	0	8	7.2	
Southern California	01/22/2025	*	27:01	3-6	.500	0-3	.000	0-0	.000	1	3	4	5.8	3	1	0	1	1	6	7.2	
at Wisconsin	01/26/2025	*	29:53	3-9	.333	1-4	.250	0-0	.000	0	6	6	5.8	1	0	1	1	1	7	7.2	
Illinois	01/30/2025	*	18:31	2-6	.333	1-4	.250	0-1	.000	0	1	1	5.6	1	1	0	0	0	5	7.1	
at Oregon	02/02/2025	*	27:21	1-7	.143	1-6	.167	0-0	.000	1	8	9	5.8	3	2	0	1	1	3	6.9	
at Washington	02/05/2025	*	26:19	3-5	.600	1-2	.500	0-0	.000	1	8	9	5.9	3	1	1	1	1	7	6.9	
Ohio St.	02/09/2025	*	31:12	5-9	.556	3-6	.500	2-2	1.000	0	6	6	5.9	3	3	2	0	0	15	7.2	
Michigan	02/24/2025	*	31:35	0-10	.000	0-6	.000	0-0	.000	1	3	4	5.8	3	1	1	2	1	0	6.9	
Minnesota	03/01/2025	*	18:05	1-6	.167	0-2	.000	0-0	.000	3	2	5	5.8	1	1	0	0	0	2	6.7	
at Ohio St.	03/04/2025	*	19:05	0-2	.000	0-2	.000	2-4	.500	1	1	2	5.7	5	4	1	0	0	2	6.5	
Iowa	03/09/2025	*	25:25	3-4	.750	1-2	.500	1-1	1.000	2	5	7	5.7	2	3	1	0	0	8	6.6	
vs Arizona St.	03/31/2025	*	18:31	2-7	.286	1-4	.250	0-0	.000	2	3	5	5.7	4	1	1	0	0	5	6.5	
vs Georgetown	04/02/2025	*	19:37	0-2	.000	0-1	.000	2-2	1.000	2	4	6	5.7	1	0	1	0	0	2	6.4	
vs Boise St.	04/05/2025	*	10:47	1-4	.250	0-1	.000	0-0	.000	0	2	2	5.6	2	2	1	1	0	2	6.2	
vs UCF	04/06/2025	*	04:08	0-0	.000	0-0	.000	0-2	.000	0	2	2	5.5	1	0	0	0	0	0	6.0	
Totals			28	703:09	69-172	.401	23-83	.277	26-40	.650	43	126	169	5.5	74	43	38	20	25	187	6.0

Player Averages

Games Played	Minutes/game	Points/game	FG Pct	3FG Pct	FT Pct	Rebounds/game	Assists/game	Turnovers/game	Assist/Turnover ratio	Steals/game	Blocks/game
31	22.7	6.0	40.1	27.7	65.0	5.5	1.4	1.2	1.1	0.8	0.6



2025-26 HONORS

JAMARQUES LAWRENCE

SENIOR • GUARD • 6-3 • 185 • PLAINFIELD, N.J. • RHODE ISLAND

Pronounced juh-MAR-kiss

- Senior guard who returns to the program after playing at Rhode Island last year and provides an experienced distributor and shooter who is well versed in the Huskers' offensive system
- Spent the 2024-25 season at Rhode Island, where he started all 31 games and averaged 9.9 points, 2.5 assists and 1.8 rebounds per game.
- Paced the Rams with 59 3-pointers and shot 39 percent from 3-point range and 87 percent from the foul line
- Posted 13 double-figure games, including a career-high 20 points and four steals against Saint Bonaventure and 19 points at Saint Louis, when he connected on 5-of-6 from 3-point range
- Began his career at Nebraska where he played in 62 games, including 35 starts, over two seasons (2022-23, 2023-24)
- Started first 23 games at point guard before moving to a sixth man role in 2023-24, as he averaged 6.9 ppg and 2.5 apg in helping Nebraska win 23 games and reach the NCAA Tournament
- Averaged 9.5 points per game while shooting 55 percent from the field and 52 percent from 3-point range over NU's final 11 contests
- Enjoyed his best game as a Husker in a win at Indiana in 2024 with a career-high 19 points, including 5-of-5 from 3-point range, six rebounds and five assists
- Played in 28 games, including 12 starts, as a true freshman, averaging 5.7 points per game while shooting 37 percent from 3-point range.
- Started NU's final 12 games of 2022-23, averaging 9.0 points, 3.5 rebounds and 1.9 assists per game and totaling seven double-figure efforts.
- Starred at Roselle (N.J.) Catholic, helping the school to a 29-3 record, a state title and a top-10 national finish in 2021-22
- Earned first-team all-state honors as a senior, averaging 15.9 points, 5.0 rebounds and 3.5 assists per game
- Totaled 1,447 points, including over 200 3-pointers, as well as 280 rebounds and 250 assists during his high school career

MISC. STATS

Category	2025-26	Career
10+ Points	0	30
20+ Points	0	1
30+ Points	0	0
40+ Points	0	0
Double-Doubles	0	0
10+ Rebounds	0	0
10+ Assists	0	0
Led NU in Scoring	0	1
Led NU in Rebounding	0	3
Led NU in Assists	0	12
*Includes Rhode Island		

SEASON/CAREER HIGHS

Points	
Season:	
College Career:	20, vs. St. Bonaventure (2/12/25)
Rebounds	
Season:	
College Career:	9, Penn State (2/5/23)
Field Goals	
Season:	
College Career:	7, Three Times (last, 2/12/25)
3-Point Field Goals	
Season:	
College Career:	5, Three times (last, 2/22/25)
Free Throws	
Season:	
College Career:	7, vs Franklin Pierce (11/12/24)
Free Throw Attempts	
Season:	
College Career:	8, vs UT Arlington (11/28/24)
Assists	
Season:	
College Career:	7, Two times (last, 12/15/24)
Steals	
Season:	
College Career:	4, Two times (last, 2/12/25)
Blocks	
Season:	
College Career:	1, Seven times (last, 12/7/24)
Minutes Played	
Season:	
College Career:	44:02, at Brown (12/10/24)

CAREER STATS

				Field Goals		3-Point		F-Throws		Rebounds								Scoring		
SEASON	TEAM	GP-GS	MIN/AVG	FG-FGA	FG%	3FG-3FGA	3FG%	FT-FTA	FT%	OFF	DEF	TOT	AVG	PF-FO	A	TO	BLK	STL	PTS	AVG
2022-23	Nebr	28-12	506/18.1	50-123	.407	28-75	.373	12-31	.387	8	53	61	2.2	41-0	28	30	4	11	140	5.0
2023-24	Nebr	34-23	799/23.5	81-193	.420	36-101	.356	37-48	.771	9	97	106	3.1	70-0	86	69	1	27	235	6.9
2024-25	URI	31-31	892/28.8	100-239	.418	59-151	.391	48-55	.873	7	48	55	1.8	74-2	76	65	2	26	307	9.9
TOTAL FOR Nebr		62-35	1305/21.0	131-316	.415	64-176	.364	49-79	.620	17	150	167	2.7	111-0	114	99	5	38	375	6.0

2024-25 GAME BY GAME (AT RHODE ISLAND)

Opponent	Date	GS	MIN	Total		3-Pointers		Free throws		Rebounds				PF	A	TO	BLK	STL	PTS	AVG	
				FG-FA	PCT	3FG-3FGA	PCT	FT-FTA	PCT	OFF	DEF	TOT	AVG								
Fairfield	11/04/2024	*	13:35	1-2	.500	1-1	1.000	0-0	.000	0	0	0	0.0	5	1	0	0	0	3	3.0	
Holy Cross	11/08/2024	*	29:46	2-9	.222	1-7	.143	0-0	.000	0	2	2	1.0	0	3	3	0	2	5	4.0	
Franklin Pierce	11/12/2024	*	26:12	4-4	1.000	3-3	1.000	7-7	1.000	0	2	2	1.3	4	5	3	0	2	18	8.7	
Lafayette	11/20/2024	*	29:56	3-7	.429	1-4	.250	2-2	1.000	1	3	4	2.0	3	3	1	0	2	9	8.8	
Col. of Charleston	11/24/2024	*	25:28	6-11	.545	4-8	.500	0-0	.000	0	2	2	2.0	1	4	3	1	1	16	10.2	
vs Detroit Mercy	11/27/2024	*	23:56	4-9	.444	3-6	.500	2-2	1.000	0	1	1	1.8	1	1	2	0	0	13	10.7	
vs UT Arlington	11/28/2024	*	34:56	5-9	.556	3-6	.500	5-8	.625	0	5	5	2.3	2	7	2	0	1	18	11.7	
Yale	12/02/2024	*	32:44	2-8	.250	1-7	.143	1-1	1.000	1	3	4	2.5	2	4	0	0	0	6	11.0	
Providence	12/07/2024	*	26:10	2-6	.333	0-1	.000	2-2	1.000	0	2	2	2.4	0	1	1	0	2	6	10.4	
at Brown	12/10/2024	*	44:02	7-17	.412	3-8	.375	0-0	.000	0	1	1	2.3	4	3	6	1	1	17	11.1	
Central Conn. St.	12/15/2024	*	40:00	4-8	.500	4-7	.571	4-4	1.000	1	3	4	2.5	0	7	1	0	1	16	11.5	
vs Temple	12/21/2024	*	21:14	2-5	.400	1-4	.250	2-2	1.000	0	1	1	2.3	4	2	4	0	1	7	11.2	
at Duquesne	12/31/2024	*	26:43	1-5	.200	1-4	.250	0-0	.000	0	3	3	2.4	4	4	2	0	2	3	10.5	
George Mason	01/04/2025	*	27:19	1-9	.111	1-6	.167	0-0	.000	0	1	1	2.3	2	2	1	0	0	3	10.0	
George Washington	01/08/2025	*	25:04	1-5	.200	0-2	.000	0-0	.000	0	3	3	2.3	1	2	4	0	0	2	9.5	
at Richmond	01/11/2025	*	40:38	2-11	.182	2-9	.222	0-0	.000	1	2	3	2.4	1	2	3	0	2	6	9.3	
at Loyola Chicago	01/15/2025	*	19:40	4-7	.571	1-3	.333	0-0	.000	1	0	1	2.3	1	2	1	0	0	9	9.2	
Davidson	01/18/2025	*	19:56	3-8	.375	1-3	.333	0-0	.000	0	1	1	2.2	1	1	0	0	0	7	9.1	
VCU	01/21/2025	*	23:55	2-6	.333	2-4	.500	2-3	.667	0	0	0	2.1	3	0	3	0	1	8	9.1	
at La Salle	01/25/2025	*	32:40	5-14	.357	4-11	.364	0-0	.000	1	1	2	2.1	3	1	4	0	0	14	9.3	
Massachusetts	01/29/2025	*	31:56	5-9	.556	3-7	.429	0-0	.000	0	1	1	2.0	5	2	3	0	1	13	9.5	
at Fordham	02/05/2025	*	29:22	1-4	.250	1-2	.500	4-4	1.000	0	1	1	2.0	3	3	2	0	0	7	9.4	
at George Mason	02/08/2025	*	32:57	1-8	.125	0-3	.000	4-5	.800	0	0	0	1.9	1	0	0	0	2	6	9.2	
St. Bonaventure	02/12/2025	*	29:00	7-11	.636	3-4	.750	3-4	.750	0	1	1	1.9	3	1	2	0	4	20	9.7	
La Salle	02/15/2025	*	35:31	3-6	.500	2-4	.500	2-2	1.000	0	0	0	1.8	2	3	1	0	0	10	9.7	
at Saint Louis	02/22/2025	*	27:18	6-7	.857	5-6	.833	2-3	.667	0	2	2	1.8	3	0	1	0	0	19	10.0	
Dayton	02/26/2025	*	38:43	2-6	.333	1-5	.200	4-4	1.000	1	4	5	1.9	2	3	3	0	1	9	10.0	
at Massachusetts	03/01/2025	*	34:14	6-12	.500	4-8	.500	2-2	1.000	0	0	0	1.9	4	3	4	0	0	18	10.3	
at Saint Joseph's	03/05/2025	*	24:52	1-5	.200	1-5	.200	0-0	.000	0	0	0	1.8	3	2	1	0	0	3	10.0	
Fordham	03/08/2025	*	23:21	5-7	.714	2-3	.667	0-0	.000	0	2	2	1.8	3	2	1	0	0	12	10.1	
vs Fordham	03/12/2025	*	20:50	2-4	.500	0-0	.000	0-0	.000	0	1	1	1.8	3	2	3	0	0	4	9.9	
Totals			31	891:58	100-239	.418	59-151	.391	48-55	.873	7	48	55	1.8	74	76	65	2	26	307	9.9

Player Averages

Games Played	Minutes/game	Points/game	FG Pct	3FG Pct	FT Pct	Rebounds/game	Assists/game	Turnovers/game	Assist/Turnover ratio	Steals/game	Blocks/game
31	28.8	9.9	41.8	39.1	87.3	1.8	2.5	2.1	1.2	0.8	0.1



2025-26 HONORS

QUENTIN RHYMES

FRESHMAN • GUARD • 6-6 • 192 • PHOENIX, ARIZ. • HILLCREST PREP

- Athletic freshman who provides size and three-level scoring ability in the backcourt
- Was a stat stuffer at national power Hillcrest Prep in Arizona, averaging 22.4 points, 7.8 rebounds, 4.1 assists and 2.1 steals per game in helping the school to a 28-6 record in 2024-25
- Second-team all-state performer who shot 41 percent from 3-point range in his prep school season
- Was the No. 108 player nationally in the 247Sports Composite ranking and the No. 5 player in the state of Arizona while On3 had him ranked No. 118 nationally and the sixth-ranked prospect in the state in 2025
- Played with the Las Vegas Knicks on the PRO16/NXT League circuit, averaging 17.5 points, six rebounds and five assists per game, highlighted by a 40-point effort.
- Father (Wayne) played college basketball at Portland State and Colorado-Colorado Springs before playing professionally overseas

CAREER STATS

MISC. STATS

Category	2025-26	Career
10+ Points	0	0
20+ Points	0	0
30+ Points	0	0
40+ Points	0	0
Double-Doubles	0	0
10+ Rebounds	0	0
10+ Assists	0	0
Led NU in Scoring	0	0
Led NU in Reb.	0	0
Led NU in Assists	0	0

*-includes Rutgers

2025-26 GAME BY GAME

SEASON/CAREER HIGHS

Points

Season:

Career:

Rebounds

Season:

Career:

Field Goals

Season:

Career:

3-Point Field Goals

Season:

Career:

Free Throws

Season:

Career:

Free Throw Attempts

Season:

Career:

Assists

Season:

Career:

Steals

Season:

Career:

Blocks

Season:

Career:

Minutes Played

Season:

Career:



2025-26 HONORS

UGNIUS JARUŠEVIČIUS

SENIOR • FORWARD • 6-11 • 245 • ALYTUS, LITHUANIA • CENTRAL MICHIGAN

Pronounced OOOG-niss YARE-rue-SHEHH-vih-CHUSS

- Ugnius Jarusevicius comes to NU after earning all-conference honors at Central Michigan, and goes by the nickname Uggy (pronounced Oogie)
- Garnered first team All-Mid American Conference honors at Central Michigan, averaging 16.2 points and 7.3 rebounds per game in 2024-25, ranking in the top five of the MAC in both scoring and rebounding
- Led the MAC with eight double-doubles while also shooting 31 percent from 3-point range at 6-foot-11
- He reached double figures 23 times, including eight games with at least 20 points. His season was highlighted by a 32-point, 10-rebound effort against both Akron and Kent State.
- Closed the season with 11 straight double-figure scoring games, including both 30-point games and three other 20-point performances.
- Spent his first two seasons at Cal State Bakersfield
- Was a member of the Lithuanian National Team youth system for four years, helping Lithuania to a runner-up finish at the FIBA Under-20 European Championship in 2022.
- His father (Mindaugas) played for the Lithuanian National Team in the late 1990s and played professionally in the LKL for over a decade

MISC. STATS

Category	2024-25	Career*
10+ Points	0	30
20+ Points	0	8
30+ Points	0	0
40+ Points	0	0
Double-Doubles	0	8
10+ Rebounds	0	8
10+ Assists	0	0
Led NU in Scoring	0	0
Led NU in Reb.	0	0
Led NU in Assists	0	0

*- Includes Central Michigan and Cal State Bakersfield

SEASON/CAREER HIGHS

Points	
Season:	
College Career:	32, Two times (last, 2/15/25)
Rebounds	
Season:	
College Career:	14, Two times (last, 2/8/25)
Field Goals	
Season:	
College Career:	10, Three times (last, 2/28/25)
3-Point Field Goals	
Season:	
College Career:	3, Two times (last, 2/15/25)
Free Throws	
Season:	
College Career:	12, at Kent State (2/11/25)
Free Throw Attempts	
Season:	
College Career:	16, at Ohio (02/18/25)
Assists	
Season:	
College Career:	4, Bowling Green (2/1/25)
Steals	
Season:	
College Career:	3, Eastern Michigan (1/14/25)
Blocks	
Season:	
College Career:	2, Seven times (last, 2/28/25)
Minutes Played	
Season:	
College Career:	38:55, at Kent State (2/11/25)

CAREER STATS

				Field Goals		3-Point		F-Throws		Rebounds								Scoring		
SEASON	TEAM	GP-GS	MIN/AVG	FG-FGA	FG%	3FG-3FGA	3FG%	FT-FTA	FT%	OFF	DEF	TOT	AVG	PF-FO	A	TO	BLK	STL	PTS	AVG
2022-23	CSUB	18-1	237/13.2	33-80	.413	5-13	.385	9-12	.750	23	28	51	2.8	24-0	3	12	7	3	80	4.4
2023-24	CSUB	25-0	289/11.5	51-120	.425	3-22	.136	33-43	.767	19	35	54	2.2	46-1	7	15	5	12	138	5.5
2024-25	CMU	26-24	693/26.7	139-259	.537	22-71	.310	122-170	.718	60	129	189	7.3	76-3	15	40	17	15	422	16.2
TOTAL FOR Nebr		0-0	0/0.0	0-0	.000	0-0	.000	0-0	.000	0	0	0	0.0	0-0	0	0	0	0	0	0.0
TOTAL		69-25	1218/17.7	223-459	.486	30-106	.283	164-225	.729	102	192	294	4.3	146-4	25	67	29	30	640	9.3

2024-25 GAME BY GAME (AT CENTRAL MICHIGAN)

Opponent	Date	GS	MIN	Total		3-Pointers		Free throws		Rebounds				PF	A	TO	BLK	STL	PTS	AVG
				FG	PCT	3FG	PCT	FT	PCT	OFF	DEF	TOT	AVG							
at South Alabama	11/04/2024		23:42	3-3	1.000	0-0	.000	4-7	.571	2	2	4	4.0	3	1	1	1	0	10	10.0
Stony Brook	11/07/2024		14:47	3-4	.750	0-0	.000	4-6	.667	4	2	6	5.0	5	0	3	2	0	10	10.0
at Marquette	11/11/2024	*	24:47	3-5	.600	0-1	.000	5-7	.714	2	12	14	8.0	3	0	2	0	1	11	10.3
at George Mason	11/13/2024	*	25:25	3-13	.231	2-7	.286	1-2	.500	1	3	4	7.0	5	1	4	0	0	9	10.0
Central St. (OH)	11/20/2024	*	06:29	2-3	.667	0-1	.000	0-2	.000	0	0	0	5.6	1	0	0	0	0	4	8.8
at Minnesota	11/25/2024	*	28:25	5-8	.625	3-3	1.000	4-7	.571	1	3	4	5.3	4	0	1	0	0	17	10.2
Purdue Northwest	12/01/2024	*	17:27	9-10	.900	1-1	1.000	2-2	1.000	1	4	5	5.3	2	0	2	1	0	21	11.7
at Aquinas	12/05/2024	*	20:23	3-7	.429	2-4	.500	4-4	1.000	3	2	5	5.3	3	1	0	1	0	12	11.8
at Valparaiso	12/14/2024	*	31:11	6-12	.500	0-2	.000	6-9	.667	1	5	6	5.3	1	0	3	0	0	18	12.4
Cleary	12/30/2024	*	18:15	7-13	.538	0-4	.000	1-1	1.000	2	11	13	6.1	1	1	2	0	2	15	12.7
Ohio	01/04/2025	*	36:30	3-10	.300	0-4	.000	5-6	.833	3	8	11	6.5	3	0	1	0	1	11	12.5
at Akron	01/07/2025	*	25:18	3-6	.500	2-3	.667	6-6	1.000	2	2	4	6.3	3	0	1	0	0	14	12.7
at Toledo	01/10/2025	*	31:38	3-6	.500	1-3	.333	4-4	1.000	1	5	6	6.3	4	2	1	1	0	11	12.5
Eastern Mich.	01/14/2025	*	33:16	6-14	.429	0-3	.000	11-15	.733	3	6	9	6.5	4	1	1	1	3	23	13.3
at NIU	01/18/2025	*	13:36	1-3	.333	0-0	.000	2-2	1.000	1	2	3	6.3	2	0	0	0	0	4	12.7
Bowling Green	02/01/2025	*	33:21	8-15	.533	1-7	.143	4-6	.667	4	8	12	6.6	3	4	1	0	0	21	13.2
Miami (OH)	02/04/2025	*	30:26	6-13	.462	0-3	.000	3-8	.375	2	6	8	6.7	2	0	1	1	0	15	13.3
Texas St.	02/08/2025	*	33:05	5-9	.556	1-1	1.000	8-11	.727	4	10	14	7.1	3	0	3	0	2	19	13.6
at Kent St.	02/11/2025	*	38:58	10-18	.556	0-4	.000	12-15	.800	4	6	10	7.3	1	0	1	1	2	32	14.6
Akron	02/15/2025	*	33:29	10-17	.588	3-7	.429	9-10	.900	3	7	10	7.4	4	1	1	1	1	32	15.5
at Ohio	02/18/2025	*	34:03	6-11	.545	2-3	.667	11-16	.688	1	5	6	7.3	2	0	1	1	1	25	15.9
at Western Mich.	02/22/2025	*	24:22	8-13	.615	1-1	1.000	4-6	.667	4	2	6	7.3	3	0	2	2	0	21	16.1
Buffalo	02/25/2025	*	27:54	6-12	.500	2-4	.500	0-0	.000	1	5	6	7.2	3	1	1	2	0	14	16.0
at Eastern Mich.	02/28/2025	*	34:54	10-17	.588	0-1	.000	3-4	.750	6	5	11	7.4	2	0	1	2	1	23	16.3
at Ball St.	03/04/2025	*	24:58	4-10	.400	1-4	.250	4-4	1.000	3	3	6	7.3	4	0	4	0	1	13	16.2
NIU	03/07/2025	*	26:21	6-7	.857	0-0	.000	5-10	.500	1	5	6	7.3	5	2	2	0	0	17	16.2
Totals		24	693:01	139-259	.537	22-71	.310	122-170	.718	60	129	189	7.3	76	15	40	17	15	422	16.2

Player Averages

Games Played	Minutes/ game	Points/ game	FG Pct	3FG Pct	FT Pct	Rebounds/ game	Assists/ game	Turnovers/ game	Assist/Turnover ratio	Steals/ game	Blocks/ game
26	26.7	16.2	53.7	31.0	71.8	7.3	0.6	1.5	0.4	0.6	0.7



2025-26 HONORS

JARED GARCIA

SENIOR • FORWARD • 6-8 • 235 • HOUSTON, TEXAS • TULSA

- Sixth-year senior who spent the last two seasons at Tulsa and also played at Salt Lake City CC and Charlotte
- Originally was going to redshirt 2024-25 following knee surgery, but returned to action after the NCAA ruling in December of 2024 that gave junior college players an additional year of eligibility
- Returned to action in January and averaged a career-high 9.6 points and 4.2 rebounds per game in 18 contests off the bench
- Totaled nine double-figure games, including a pair of 20-point outings, highlighted by a season-high 22 points, including 5-of-6 from 3-point range, in 21 minutes against Wichita State and 20 points on 7-of-10 shooting in a win over Temple in the AAC Tournament.
- Started all 31 games in his first season at Tulsa in 2023-25, averaging 9.4 points and a team-best 6.0 rebounds per game, as he was sixth in the AAC with 1.4 blocks per game and was 14th in the conference in rebounding
- Began his college career at Charlotte for two years (2020-21 and 2021-22) where he was a teammate for former NU All-Big Ten guard Brice Williams
- Earned his undergraduate degree in organizational studies at Tulsa in May of 2025 and is currently in NU's master's degree program where he hopes to study strategic innovation and entrepreneurship

MISC. STATS

Category	2024-25	Career*
10+ Points	0	22
20+ Points	0	4
30+ Points	0	0
40+ Points	0	0
Double-Doubles	0	1
10+ Rebounds	0	4
10+ Assists	0	0
Led NU in Scoring	0	0
Led NU in Reb.	0	0
Led NU in Assists	0	0

*- includes Tulsa and Charlotte

SEASON/CAREER HIGHS

Points	
Season:	
College Career:	24, Charlotte (2/24/24)
Rebounds	
Season:	
College Career:	11, Two times (last, 2/22/05)
Field Goals	
Season:	
College Career:	10, Charlotte (2/24/24)
3-Point Field Goals	
Season:	
College Career:	5, Wichita State (1/26/25)
Free Throws	
Season:	
College Career:	6, Two times (last, 12/22/23)
Free Throw Attempts	
Season:	
College Career:	7, at Little Rock (11/25/23)
Assists	
Season:	
College Career:	3, Four times (last, 1/26/05)
Steals	
Season:	
College Career:	2, Two times (last, 2/11/24)
Blocks	
Season:	
College Career:	5, at Rice (1/27/24)
Minutes Played	
Season:	
College Career:	34:15, at UALR (11/25/23)

CAREER STATS

				Field Goals		3-Point		F-Throws		Rebounds								Scoring		
SEASON	TEAM	GP-GS	MIN/AVG	FG-FGA	FG%	3FG-3FGA	3FG%	FT-FTA	FT%	OFF	DEF	TOT	AVG	PF-FO	A	TO	BLK	STL	PTS	AVG
2020-21	CLT	21-0	212/10.1	26-64	.406	8-25	.320	13-19	.684	15	39	54	2.6	29-0	6	16	7	3	73	3.5
2021-22	CLT	19-0	139/7.3	18-41	.439	2-7	.286	6-9	.667	6	17	23	1.2	20-0	11	12	4	0	44	2.3
2023-24	Tulsa	31-31	702/22.6	102-243	.420	38-117	.325	49-63	.778	47	140	187	6.0	74-0	27	48	42	14	291	9.4
2024-25	Tulsa	17-0	294/17.3	60-129	.465	14-48	.292	30-47	.638	14	57	71	4.2	34-1	15	20	12	4	164	9.6
TOTAL FOR Nebr		0-0	0/0.0	0-0	.000	0-0	.000	0-0	.000	0	0	0	0.0	0-0	0	0	0	0	0	0.0
TOTAL		88-31	1347/15.3	206-477	.432	62-197	.315	98-138	.710	82	253	335	3.8	157-1	59	96	65	21	572	6.5

2024-25 GAME BY GAME (AT TULSA)

				Total		3-Pointers		Free throws		Rebounds											
Opponent	Date	GS	MIN	FG-FGA	PCT	3FG-3FGA	PCT	FT-FTA	PCT	OFF	DEF	TOT	AVG	PF	A	TO	BLK	STL	PTS	AVG	
Charlotte	01/12/2025		13:23	5-9	.556	1-3	.333	0-0	.000	0	3	3	3.0	2	0	3	0	0	11	11.0	
at South Fla.	01/18/2025		21:24	2-6	.333	1-4	.250	1-5	.200	0	5	5	4.0	3	1	3	3	0	6	8.5	
East Carolina	01/21/2025		28:06	6-12	.500	1-2	.500	2-2	1.000	2	4	6	4.7	2	2	1	1	0	15	10.7	
Wichita St.	01/26/2025		20:55	6-10	.600	5-6	.833	5-6	.833	2	2	4	4.5	2	3	0	0	0	22	13.5	
UAB	01/29/2025		19:56	1-4	.250	0-0	.000	4-4	1.000	2	3	5	4.6	2	2	1	0	0	6	12.0	
at Tulane	02/02/2025		17:51	4-8	.500	0-3	.000	3-4	.750	1	3	4	4.5	3	2	2	1	1	11	11.8	
at Memphis	02/05/2025		16:15	4-11	.364	2-6	.333	1-2	.500	1	3	4	4.4	1	0	0	0	0	11	11.7	
Fla. Atlantic	02/08/2025		11:24	0-5	.000	0-1	.000	0-0	.000	0	1	1	4.0	0	0	0	0	0	0	10.3	
at Temple	02/12/2025		15:31	1-5	.200	0-1	.000	2-2	1.000	1	1	2	3.8	2	1	0	1	0	4	9.6	
UTSA	02/15/2025		15:20	7-8	.875	0-1	.000	2-4	.500	1	3	4	3.8	2	0	2	1	0	16	10.2	
at North Texas	02/19/2025		24:29	6-12	.500	1-6	.167	1-3	.333	0	3	3	3.7	1	1	1	0	0	14	10.5	
at Rice	02/22/2025		19:07	3-12	.250	0-5	.000	0-0	.000	3	8	11	4.3	1	1	1	2	0	6	10.2	
Tulane	03/01/2025		10:04	1-4	.250	0-1	.000	3-4	.750	0	5	5	4.4	5	1	1	0	1	5	9.8	
Temple	03/04/2025		11:21	1-2	.500	0-1	.000	2-4	.500	0	2	2	4.2	2	0	1	2	0	4	9.4	
at Wichita St.	03/09/2025		15:13	5-7	.714	0-1	.000	1-2	.500	1	3	4	4.2	0	0	1	0	1	11	9.5	
vs Temple	03/13/2025		18:38	7-10	.700	3-5	.600	3-4	.750	0	5	5	4.3	3	1	1	1	1	20	10.1	
vs North Texas	03/14/2025		15:27	1-4	.250	0-2	.000	0-1	.000	0	3	3	4.2	3	0	2	0	0	2	9.6	
Totals		0	294:24	60-129	.465	14-48	.292	30-47	.638	14	57	71	4.2	34	15	20	12	4	164	9.6	

Player Averages

Games Played	Minutes/ game	Points/ game	FG Pct	3FG Pct	FT Pct	Rebounds/ game	Assists/ game	Turnovers/ game	Assist/Turnover ratio	Steals/ game	Blocks/ game
17	17.3	9.6	46.5	29.2	63.8	4.2	0.9	1.2	0.8	0.2	0.7



2025-26 HONORS

PRYCE SANDFORT

JUNIOR • FORWARD • 6-7 • 210 • WAUKEE, IOWA • IOWA

Pronounced Sand-Fort

- Iowa transfer who was one of the top scorers in the Big Ten off the bench in 2024-25 and is a career 39 percent shooter from 3-point range
- Averaged 8.8 points per game on nearly 49 percent shooting in 2024-25 while shooting 40 percent from 3-point range
- Was third on the Hawkeyes with 56 3-pointers and had multiple 3-pointers in 18 of his 33 appearances in 2024-25
- Recorded 15 games in double figures last season, highlighted by a career-high 22 points, including 6-of-8 from 3-point range, against Southern and 16 points apiece at both Michigan and Nebraska
- Recorded his first career double-double at Nebraska with 16 points and a career-high 11 rebounds
- Played in 32 games off the bench averaging 2.3 points and 1.1 rebounds per game while shooting nearly 35 percent from 3-point range for Iowa
- Was Iowa Mr. Basketball in 2023, as he averaged 24.9 points, 11.0 rebounds, 2.8 assists, 2.7 blocks and 1.7 steals per game while leading Waukee Northwest to a berth in the Class 4A State Championship game.
- Two-time all-state honoree who averaged 26.2 ppg, 10.3 rpg, 2.8 apg and 2.9 bpg as a junior
- His older brother (Payton) played at Iowa from 2021 to 2025, earning All-Big Ten honors in its final two years at the school while both parents played college basketball (Brian - Hastings College; Gretchen - Simpson College)

CAREER STATS

				Field Goals		3-Point		F-Throws		Rebounds								Scoring		
SEASON	TEAM	GP-GS	MIN/AVG	FG-FGA	FG%	3FG-3FGA	3FG%	FT-FTA	FT%	OFF	DEF	TOT	AVG	PF-FO	A	TO	BLK	STL	PTS	AVG
2023-24	Iowa	32-0	278/8.7	26-73	.356	17-49	.347	4-6	.667	3	31	34	1.1	21-0	14	3	4	4	73	2.3
2024-25	Iowa	33-2	738/22.4	104-213	.488	56-140	.400	28-44	.636	27	68	95	2.9	46-0	43	14	8	19	292	8.8
TOTAL FOR Nebr		0-0	0/0.0	0-0	.000	0-0	.000	0-0	.000	0	0	0	0.0	0-0	0	0	0	0	0	0.0
TOTAL		65-2	1015/15.6	130-286	.455	73-189	.386	32-50	.640	30	99	129	2.0	67-0	57	17	12	23	365	5.6

MISC. STATS

Category	2025-26	Career*
10+ Points	0	16
20+ Points	0	1
30+ Points	0	0
40+ Points	0	0
Double-Doubles	0	1
10+ Rebounds	0	1
10+ Assists	0	0
Led NU in Scoring	0	0
Led NU in Reb.	0	0
Led NU in Assists	0	0

*- includes Iowa

SEASON/CAREER HIGHS

Points	
Season:	
College Career:	22, Southern (11/7/24)
Rebounds	
Season:	
College Career:	11, at Nebraska (3/9/25)
Field Goals	
Season:	
College Career:	8, Southern (11/7/24)
3-Point Field Goals	
Season:	
College Career:	6, Southern (11/7/24)
Free Throws	
Season:	
College Career:	4, vs. Washington State (11/15/24)
Free Throw Attempts	
Season:	
College Career:	5, vs. Washington State (11/15/24)
Assists	
Season:	
College Career:	4, New Hampshire (12/30/24)
Steals	
Season:	
College Career:	2, Four times (last, 2/16/25)
Blocks	
Season:	
College Career:	2, Two times (last, 3/6/25)
Minutes Played	
Season:	
College Career:	34:46, Nebraska (1/7/25)

2024-25 GAME BY GAME (AT IOWA)

Opponent	Date	GS	MIN	Total		3-Pointers		Free throws		Rebounds				PF	A	TO	BLK	STL	PTS	AVG
				FG-FGA	PCT	3FG-3FGA	PCT	FT-FTA	PCT	OFF	DEF	TOT	AVG							
North Dakota	11/07/2023		17:15	1-7	.143	1-3	.333	0-0	.000	0	3	3	3.0	2	0	0	1	0	3	3.0
Alabama St.	11/10/2023		10:46	2-4	.500	1-3	.333	1-2	.500	0	2	2	2.5	2	2	0	1	0	6	4.5
at Creighton	11/14/2023		10:09	1-3	.333	0-2	.000	0-0	.000	0	1	1	2.0	0	1	0	0	1	2	3.7
Arkansas St.	11/17/2023		08:44	0-1	.000	0-1	.000	0-0	.000	0	0	0	1.5	1	0	0	0	0	0	2.8
vs Oklahoma	11/23/2023		15:22	2-5	.400	1-4	.250	0-0	.000	0	3	3	1.8	1	1	0	0	0	5	3.2
vs Seton Hall	11/24/2023		03:14	0-2	.000	0-1	.000	0-0	.000	0	0	0	1.5	0	0	0	0	0	0	2.7
North Florida	11/29/2023		10:40	1-2	.500	0-1	.000	0-1	.000	1	2	3	1.7	0	1	0	0	1	2	2.6
at Purdue	12/04/2023		06:03	2-3	.667	1-2	.500	0-0	.000	0	0	0	1.5	0	0	0	0	0	5	2.9
at Iowa St.	12/07/2023		08:40	1-4	.250	1-3	.333	0-0	.000	0	1	1	1.4	0	0	2	0	0	3	2.9
Michigan	12/10/2023		07:52	0-1	.000	0-0	.000	0-0	.000	0	1	1	1.4	0	1	0	1	0	0	2.6
vs Florida A&M	12/16/2023		13:21	1-6	.167	1-5	.200	0-0	.000	0	2	2	1.5	0	2	0	0	0	3	2.6
UMBC	12/20/2023		11:38	2-3	.667	1-2	.500	0-0	.000	0	0	0	1.3	1	0	0	0	0	5	2.8
NIU	12/29/2023		17:35	3-5	.600	3-4	.750	3-3	1.000	0	3	3	1.5	0	2	0	0	1	12	3.5
at Wisconsin	01/02/2024		06:26	0-2	.000	0-1	.000	0-0	.000	0	0	0	1.4	1	0	0	0	0	0	3.3
Rutgers	01/06/2024		12:47	1-2	.500	0-1	.000	0-0	.000	0	2	2	1.4	0	0	0	0	0	2	3.2
at Minnesota	01/15/2024		07:06	0-3	.000	0-0	.000	0-0	.000	1	0	1	1.4	0	0	0	0	0	0	3.0
Purdue	01/20/2024		01:45	1-1	1.000	1-1	1.000	0-0	.000	0	0	0	1.3	0	0	0	0	0	3	3.0
Maryland	01/24/2024		05:07	0-0	.000	0-0	.000	0-0	.000	0	0	0	1.2	0	0	0	0	0	0	2.8
at Indiana	01/30/2024		03:47	0-0	.000	0-0	.000	0-0	.000	0	0	0	1.2	0	0	0	0	1	0	2.7
Ohio St.	02/02/2024		04:44	0-0	.000	0-0	.000	0-0	.000	0	0	0	1.1	1	0	0	0	0	0	2.6
at Penn St.	02/08/2024		08:17	2-3	.667	1-2	.500	0-0	.000	1	1	2	1.1	2	1	0	0	0	5	2.7
Minnesota	02/11/2024		07:19	1-4	.250	1-2	.500	0-0	.000	0	2	2	1.2	0	0	0	0	0	3	2.7
at Maryland	02/14/2024		06:46	1-2	.500	1-2	.500	0-0	.000	0	0	0	1.1	0	0	0	0	0	3	2.7
Wisconsin	02/17/2024		13:28	0-0	.000	0-0	.000	0-0	.000	0	1	1	1.1	0	1	1	0	0	0	2.6
at Michigan St.	02/20/2024		08:51	1-1	1.000	1-1	1.000	0-0	.000	0	0	0	1.1	1	0	0	1	0	3	2.6
at Illinois	02/24/2024		04:04	0-0	.000	0-0	.000	0-0	.000	0	0	0	1.0	1	0	0	0	0	0	2.5
Penn St.	02/27/2024		05:46	1-1	1.000	1-1	1.000	0-0	.000	0	0	0	1.0	2	1	0	0	0	3	2.5
at Northwestern	03/02/2024		03:14	0-1	.000	0-1	.000	0-0	.000	0	0	0	1.0	1	0	0	0	0	0	2.4
Illinois	03/10/2024		12:13	0-0	.000	0-0	.000	0-0	.000	0	2	2	1.0	1	0	0	0	0	0	2.3
vs Ohio St.	03/14/2024		04:17	0-1	.000	0-1	.000	0-0	.000	0	0	0	1.0	0	0	0	0	0	0	2.3
Kansas St.	03/19/2024		07:16	0-1	.000	0-1	.000	0-0	.000	0	2	2	1.0	0	1	0	0	0	0	2.2
at Utah	03/24/2024		12:58	2-5	.400	1-4	.250	0-0	.000	0	3	3	1.1	4	0	0	1	0	5	2.3
Totals		0	277:30	26-73	.356	17-49	.347	4-6	.667	3	31	34	1.1	21	14	3	4	4	73	2.3

Player Averages

Games Played	Minutes/game	Points/game	FG Pct	3FG Pct	FT Pct	Rebounds/game	Assists/game	Turnovers/game	Assist/Turnover ratio	Steals/game	Blocks/game
32	8.7	2.3	35.6	34.7	66.7	1.1	0.4	0.1	4.7	0.1	0.1



2025-26 HONORS

CALE JACOBSEN

JUNIOR • GUARD • 6-4 • 195 • ASHLAND, NEB. • ASHLAND-GREENWOOD

- Fourth-year junior is NU's swiss army knife, as he has the ability to play every position on the floor and has earned the trust of coaches and teammates with his play
- Graduated from Nebraska in May of 2025 in just three seasons and is a two-time Academic All-Big Ten honoree
- Played in 24 games last season, making his first three career starts at the College Basketball Crown
- Played extensively in the CBC, averaging 5.0 points on 53 percent shooting, 4.3 rebounds, 3.3 assists, and 1.8 steals per game
- Made his first career start against Georgetown, setting or tying career bests in points (seven), rebounds (six), steals (three), blocks (two) and minutes (36)
- Tallied five assists and four steals in 23 minutes in the win over Arizona State
- Played in 20 contests in 2023-24, totaling 14 points, three rebounds and five assists in 55 minutes of action
- Redshirted his first season at Nebraska
- Led Ashland-Greenwood to a 27-1 record and a class C-1 state title, averaging 17.9 points, 5.8 rebounds, 6.1 assists and 3.6 steals per game as a senior
- First-team All-Nebraska selection set the Class C-1 state tournament record with a 43-point performance in a win over Kearney Catholic
- Finished his four-year career with 1,481 career points, 544 rebounds, 340 assists and 261 steals despite suffering a torn ACL in his first game of his junior season
- Chose to originally walk-on at Nebraska after turning down scholarship offers from North Dakota and Holy Cross
- Played three years of football, playing quarterback as a freshman and junior while hauling in 23 passes for 486 yards and nine TDs as a sophomore

CAREER STATS

				Field Goals		3-Point		F-Throws		Rebounds								Scoring		
SEASON	TEAM	GP-GS	MIN/AVG	FG-FGA	FG%	3FG-3FGA	3FG%	FT-FTA	FT%	OFF	DEF	TOT	AVG	PF-FO	A	TO	BLK	STL	PTS	AVG
2023-24	Nebr	20-0	55/2.8	5-10	.500	1-3	.333	3-6	.500	0	3	3	0.2	5-0	5	2	0	1	14	0.7
2024-25	Nebr	24-3	180/7.5	11-25	.440	4-11	.364	3-4	.750	3	26	29	1.2	12-0	21	11	5	11	29	1.2
TOTAL		44-3	235/5.3	16-35	.457	5-14	.357	6-10	.600	3	29	32	0.7	17-0	26	13	5	12	43	1.0

MISC. STATS

Category	2024-25	Career
10+ Points	0	0
20+ Points	0	0
30+ Points	0	0
40+ Points	0	0
Double-Doubles	0	0
10+ Rebounds	0	0
10+ Assists	0	0
Led NU in Scoring	0	0
Led NU in Reb.	0	0
Led NU in Assists	1	1

SEASON/CAREER HIGHS

Points	
Season:	7, vs. Georgetown (4/2/25)
College Career:	Same
Rebounds	
Season:	6, Two Times (last, 4/6/25)
College Career:	Same
Field Goals	
Season:	3, vs. Georgetown (4/2/25)
College Career:	Same
3-Point Field Goals	
Season:	2, Boise State (4/5/25)
College Career:	Same
Free Throws	
Season:	1, Two Times (last, 4/2/25)
College Career:	2, South Carolina State (12/29/23)
Free Throw Attempts	
Season:	2, at Wisconsin (1/26/25)
College Career:	2, Three times (last, 1/26/25)
Assists	
Season:	5, vs. Arizona State (3/31/25)
College Career:	Same
Steals	
Season:	3, Two times (last, 4/2/25)
College Career:	Same
Blocks	
Season:	2, Two times (4/2/25)
College Career:	Same
Minutes Played	
Season:	
College Career:	Same

2024-25 GAME BY GAME

Opponent	Date	GS	MIN	Total		3-Pointers		Free throws		Rebounds				PF	A	TO	BLK	STL	PTS	AVG
				FG-FGA	PCT	3FG-3FGA	PCT	FT-FTA	PCT	OFF	DEF	TOT	AVG							
FDU	11/13/2024		06:44	1-2	.500	0-1	.000	0-0	.000	2	2	4	4.0	0	2	0	0	1	2	2.0
at Creighton	11/22/2024		01:06	0-0	.000	0-0	.000	0-0	.000	0	0	0	2.0	0	0	0	0	0	1.0	
South Dakota	11/27/2024		10:35	0-3	.000	0-2	.000	0-0	.000	0	1	1	1.7	1	1	0	0	0	0.7	
North Florida	12/01/2024		16:03	1-2	.500	0-1	.000	1-1	1.000	0	1	1	1.5	1	3	1	2	2	3	1.3
at Michigan St.	12/07/2024		09:13	1-3	.333	1-3	.333	0-0	.000	0	1	1	1.4	0	0	1	0	0	3	1.6
Indiana	12/13/2024		02:37	0-0	.000	0-0	.000	0-0	.000	0	1	1	1.3	0	0	0	0	0	0	1.3
vs Murray St.	12/22/2024		05:41	0-0	.000	0-0	.000	0-0	.000	0	0	0	1.1	0	0	1	0	0	0	1.1
at Hawaii	12/23/2024		00:31	0-0	.000	0-0	.000	0-0	.000	0	0	0	1.0	0	0	0	0	0	0	1.0
vs Oregon St.	12/25/2024		00:09	0-0	.000	0-0	.000	0-0	.000	0	0	0	0.9	0	0	0	0	0	0	0.9
Southern U.	12/30/2024		08:57	0-0	.000	0-0	.000	0-0	.000	0	2	2	1.0	0	2	1	0	1	0	0.8
UCLA	01/04/2025		00:42	0-0	.000	0-0	.000	0-0	.000	0	0	0	0.9	0	0	0	0	0	0	0.7
at Iowa	01/07/2025		01:06	0-0	.000	0-0	.000	0-0	.000	0	0	0	0.8	0	0	2	0	0	0	0.7
at Purdue	01/12/2025		02:47	0-0	.000	0-0	.000	0-0	.000	0	0	0	0.8	1	0	0	0	0	0	0.6
at Wisconsin	01/26/2025		03:30	0-0	.000	0-0	.000	1-2	.500	0	0	0	0.7	0	0	0	0	0	1	0.6
Illinois	01/30/2025		02:23	0-0	.000	0-0	.000	0-0	.000	0	1	1	0.7	0	0	0	0	0	0	0.6
Ohio St.	02/09/2025		00:58	0-0	.000	0-0	.000	0-0	.000	0	1	1	0.8	0	0	0	0	0	0	0.6
at Northwestern	02/16/2025		01:02	0-0	.000	0-0	.000	0-0	.000	0	0	0	0.7	0	0	0	0	0	0	0.5
at Penn St.	02/19/2025		00:15	0-0	.000	0-0	.000	0-0	.000	0	0	0	0.7	0	0	0	0	0	0	0.5
at Ohio St.	03/04/2025		00:02	0-0	.000	0-0	.000	0-0	.000	0	0	0	0.6	0	0	0	0	0	0	0.5
Iowa	03/09/2025		00:24	0-0	.000	0-0	.000	0-0	.000	0	0	0	0.6	1	0	0	0	0	0	0.5
vs Arizona St.	03/31/2025		22:25	1-1	1.000	0-0	.000	0-0	.000	0	2	2	0.7	3	5	1	0	3	2	0.5
vs Georgetown	04/02/2025	*	36:21	3-7	.429	0-1	.000	1-1	1.000	1	5	6	0.9	3	4	0	2	3	7	0.8
vs Boise St.	04/05/2025	*	21:27	2-3	.667	2-2	1.000	0-0	.000	0	3	3	1.0	2	3	2	0	0	6	1.0
vs UCF	04/06/2025	*	25:04	2-4	.500	1-1	1.000	0-0	.000	0	6	6	1.2	0	1	2	1	1	5	1.2
Totals		3	180:02	11-25	.440	4-11	.364	3-4	.750	3	26	29	1.2	12	21	11	5	11	29	1.2

Player Averages

Games Played	Minutes/ game	Points/ game	FG Pct	3FG Pct	FT Pct	Rebounds/ game	Assists/ game	Turnovers/ game	Assist/Turnover ratio	Steals/ game	Blocks/ game
24	7.5	1.2	44.0	36.4	75.0	1.2	0.9	0.5	1.9	0.5	0.2



2025-26 HONORS

LEO CURTIS

FRESHMAN • FORWARD • 7-2 • 245 • REYKJAVIK, ICELAND • CATS [MASS.] ACADEMY

Pronounced LAY-o

- Freshman who brings size, skill and international experience to the Husker front line and has added 25 pounds since arriving on campus in June
- Spent part of the summer training with the Iceland U20 team, as they played in the 2025 U20 EuroBasket Championships in Greece, as he topped all players in blocked shots (2.7 per game) and placing in the top three in both rebounding (8.1 rpg, third), and minutes played (31.6, second).
- Led Iceland in scoring (14.6 ppg), rebounding, blocked shots and minutes played while also dishing out 2.9 assists per game, as he had a tournament-high 22 points against the Ukraine and added 20 points, 11 boards and six blocks in a win over Slovenia
- Spent his postgraduate season at Cambridge Arts, Technology and Science (CATS Academy) in Braintree, Mass., where he earned National Prep All-American Honorable-Mention honors and first-team All-NEPSAC Class AA honors after moving to the United States in the fall of 2024.
- Averaged 12.3 points, 10.1 rebounds, 2.1 assists and 2.7 blocks per game in helping CATS Academy to a 28-7 record, a runner-up finish in the New England Preparatory School Athletic Council (NEPSAC) Class AA tournament
- Ranked No. 84 nationally in the class of 2025 by On3, which also has Curtis as the No. 11 center in the 2025 class and was also in the top-150 nationally by 247 Sports
- Played for IR Reykjavik in the Iceland Subway League in 2023-24 and averaged 15.4 points per game on 58 percent shooting, including 42 percent from 3-point range, along with 8.9 rebounds and 1.7 blocks per game. He totaled 10 double-doubles in 31 games in 2023-24, highlighted by a 35-point, 13-rebound effort.
- Is the second player from Iceland to play at NU, joining Thorir Thorbjarnarson was a two-year starter for the Huskers in 2019-20 and 2020-21
- Was a teammate of former Husker Matej Kavas, who played at NU during the 2019-20 season, on IR Reykjavik

CAREER STATS

MISC. STATS

Category	2025-26	Career
10+ Points	0	0
20+ Points	0	0
30+ Points	0	0
40+ Points	0	0
Double-Doubles	0	0
10+ Rebounds	0	0
10+ Assists	0	0
Led NU in Scoring	0	0
Led NU in Reb.	0	0
Led NU in Assists	0	0

2025-26 GAME BY GAME

SEASON/CAREER HIGHS

Points
Season:
Career:
Rebounds
Season:
Career:
Field Goals
Season:
Career:
3-Point Field Goals
Season:
Career:
Free Throws
Season:
Career:
Free Throw Attempts
Season:
Career:
Assists
Season:
Career:
Steals
Season:
Career:
Blocks
Season:
Career:
Minutes Played
Season:
Career:



HENRY BURT

JUNIOR • FORWARD • 6-7 • 235 • OMAHA, NEB. • ELKHORN SOUTH

- Junior forward who will be likely sidelined until later in the season following knee surgery in October.
- Made four appearances in 2024-25 and provides frontcourt depth.
- Played the final minute of the win over South Dakota and the final 2:06 of the win over North Florida
- Had a basket as he played the final 1:40 in the win over FDU
- Saw action in seven games in 2023-24, tallying two points and three rebounds in 10 minutes of work
- Scored his first career basket against Florida A&M and grabbed caroms against Florida A&M, Stony Brook and Michigan during the 2023-24 season.
- Helped Elkhorn South to a 16-9 record and the school's first-ever Class A (largest class) state tournament appearance in 2022
- Honorable-mention Class A all-state pick after averaging 12.6 points and 6.1 rebounds per game as a senior

2025-26 HONORS

CAREER STATS

			Field Goals			3-Point		F-Throws		Rebounds								Scoring		
SEASON	TEAM	GP-GS	MIN/AVG	FG-FGA	FG%	3FG-3FGA	3FG%	FT-FTA	FT%	OFF	DEF	TOT	AVG	PF-FO	A	TO	BLK	STL	PTS	AVG
2023-24	Nebr	7-0	10/1.4	1-2	.500	0-1	.000	0-2	.000	0	3	3	0.4	1-0	0	0	0	0	2	0.3
2024-25	Nebr	4-0	7/1.7	1-4	.250	0-1	.000	0-0	.000	0	0	0	0.0	1-0	0	0	0	0	2	0.5
TOTAL		11-0	16/1.5	2-6	.333	0-2	.000	0-2	.000	0	3	3	0.3	2-0	0	0	0	0	4	0.4

MISC. STATS

Category	2025-26	Career
10+ Points	0	0
20+ Points	0	0
30+ Points	0	0
40+ Points	0	0
Double-Doubles	0	0
10+ Rebounds	0	0
10+ Assists	0	0
Led NU in Scoring	0	0
Led NU in Reb.	0	0
Led NU in Assists	0	0

2024-25 GAME BY GAME

Opponent	Date	GS	MIN	Total		3-Pointers		Free throws		Rebounds				PF	A	TO	BLK	STL	PTS	AVG
				FG-FGA	PCT	3FG-3FGA	PCT	FT-FTA	PCT	OFF	DEF	TOT	AVG							
FDU	11/13/2024		01:40	1-2	.500	0-1	.000	0-0	.000	0	0	0	0.0	0	0	0	0	0	2	2.0
South Dakota	11/27/2024		00:56	0-0	.000	0-0	.000	0-0	.000	0	0	0	0.0	0	0	0	0	0	0	1.0
North Florida	12/01/2024		02:03	0-1	.000	0-0	.000	0-0	.000	0	0	0	0.0	1	0	0	0	0	0	0.7
Southern U.	12/30/2024		02:00	0-1	.000	0-0	.000	0-0	.000	0	0	0	0.0	0	0	0	0	0	0	0.5
Totals			0 06:39	1-4	.250	0-1	.000	0-0	.000	0	0	0	0.0	1	0	0	0	0	2	0.5

Player Averages

Games Played	Minutes/ game	Points/ game	FG Pct	3FG Pct	FT Pct	Rebounds/ game	Assists/ game	Turnovers/ game	Assist/Turnover ratio	Steals/ game	Blocks/ game
4	1.7	0.5	25.0	0.0	0.0	0.0	0.0	0.0	0.0	0.0	0.0

SEASON/CAREER HIGHS

Points	
Season:	
College Career:	2, Two times (last, 11/13/24)
Rebounds	
Season:	
College Career:	1, Three times (last, 2/10/23)
Field Goals	
Season:	
College Career:	1, Two times (last, 11/13/24)
3-Point Field Goals	
Season:	
College Career:	None
Free Throws	
Season:	
College Career:	None
Free Throw Attempts	
Season:	
College Career:	2, Florida A&M (11/9/23)
Assists	
Season:	
College Career:	None
Steals	
Season:	
College Career:	None
Blocks	
Season:	
College Career:	None
Minutes Played	
Season:	
College Career:	2:37, Lindenwood (11/6/23)



2025-26 HONORS

- Kareem Abdul-Jabbar Center of the Year
- Top 20 Preseason Watch List

RIENK MAST

SENIOR • FORWARD • 6-10 • 260 • GRONINGEN, NETHERLANDS • BRADLEY

Pronounced RINK

- All-Big Ten performer who returns after missing all of the 2024-25 season following knee surgery in May of 2024
- Made an emphatic return with 31 points, including 7-of-8 shooting from 3-point range in the exhibition vs. BYU
- Was a third-team All-Big Ten honoree by the coaches, as he averaged 12.3 ppg, 7.5 rpg and 3.0 apg, leading NU in rebounding and assists
- Reached double figures 20 times in 2023-24, including a career-high 34 points vs. Ohio State, including six 3-pointers, along with 10 rebounds
- Totaled six double-doubles, which was the most by a Husker since 2007-08
- Spent the summer of 2023 playing for the Netherlands National Team as they tried to qualify for the 2024 Olympics. He averaged 6.0 points, 6.0 rebounds and 1.3 assists in the 2023 FIBA Olympic Pre-Qualifying Tournament and was second on the team in rebounds per game
- Played three seasons at Bradley, totaling 1,001 points and 657 rebounds after missing the 2019-20 season because of injury
- Earned first-team All-Missouri Valley Conference honors in 2022-23, leading Bradley in scoring (13.8 ppg) and rebounding (8.0 rpg) while shooting 51 percent from the floor and 35 percent from 3-point range.
- Graduated from Bradley with a degree in physics in May of 2023 and is working on a master's degree in applied science

MISC. STATS

Category	2025-26	Career*
10+ Points	0	76
20+ Points	0	12
30+ Points	0	2
40+ Points	0	0
Double-Doubles	0	26
10+ Rebounds	0	30
10+ Assists	0	0
Led NU in Scoring	0	6
Led NU in Reb.	0	15
Led NU in Assists	0	6

*Includes Bradley

SEASON/CAREER HIGHS

Points	
Season:	
College Career:	34, Ohio State (1/23/24)
Rebounds	
Season:	
College Career:	16, Florida A&M (11/9/23)
Field Goals	
Season:	
College Career:	13, Ohio State (1/23/24)
3-Point Field Goals	
Season:	
College Career:	6, Ohio State (1/23/24)
Free Throws	
Season:	
College Career:	7, Two times (last, 12/17/22)
Free Throw Attempts	
Season:	
College Career:	9, Two times (last, 12/17/22)
Assists	
Season:	
College Career:	8, Michigan (2/10/24)
Steals	
Season:	
College Career:	3, Two times (last, 12/22/22)
Blocks	
Season:	
College Career:	3, Two times (last, 3/3/23)
Minutes Played	
Season:	
College Career:	38, Three times (last, 2/1/24)

CAREER STATS

				Field Goals		3-Point		F-Throws		Rebounds								Scoring		
SEASON	TEAM	GP-GS	MIN/AVG	FG-FGA	FG%	3FG-3FGA	3FG%	FT-FTA	FT%	OFF	DEF	TOT	AVG	PF-FO	A	TO	BLK	STL	PTS	AVG
2020-21	BRAD	28-19	657/23.4	93-192	.484	33-92	.359	21-29	.724	46	118	164	5.9	43-0	37	33	13	8	240	8.6
2021-22	BRAD	31-31	852/27.5	138-290	.476	27-95	.284	57-82	.695	81	180	261	8.4	54-0	44	49	29	17	360	11.6
2022-23	BRAD	29-29	834/28.8	162-313	.518	24-68	.353	53-72	.736	64	168	232	8.0	62-0	70	52	15	18	401	13.8
2023-24	Nebr	32-32	951/29.7	148-342	.433	42-122	.344	57-68	.838	61	180	241	7.5	63-1	95	58	16	13	395	12.3
TOTAL FOR Nebr		32-32	951/29.7	148-342	.433	42-122	.344	57-68	.838	61	180	241	7.5	63-1	95	58	16	13	395	12.3
TOTAL		120-111	3294/27.5	541-1137	.476	126-377	.334	188-251	.749	252	646	898	7.5	222-1	246	192	73	56	1396	11.6

2023-24 GAME BY GAME

Opponent	Date	GS	MIN	Total		3-Pointers		Free throws		Rebounds				PF	A	TO	BLK	STL	PTS	AVG	
				FG-FGA	PCT	3FG-3FGA	PCT	FT-FTA	PCT	OFF	DEF	TOT	AVG								
Lindenwood	11/06/2023	*	25:18	5-7	.714	1-3	.333	2-3	.667	1	5	6	6.0	1	3	2	0	0	13	13.0	
Florida A&M	11/09/2023	*	27:21	6-14	.429	2-5	.400	6-6	1.000	5	11	16	11.0	2	2	2	0	0	20	16.5	
Rider	11/13/2023	*	27:48	4-12	.333	0-4	.000	4-5	.800	2	11	13	11.7	0	2	1	0	0	12	15.0	
Stony Brook	11/15/2023	*	27:33	5-8	.625	2-4	.500	2-2	1.000	1	7	8	10.8	2	5	2	0	0	14	14.8	
vs Oregon St.	11/18/2023	*	28:53	5-12	.417	0-2	.000	5-6	.833	6	7	13	11.2	2	2	0	0	0	15	14.8	
Duquesne	11/22/2023	*	30:39	2-6	.333	0-2	.000	6-6	1.000	2	4	6	10.3	3	3	2	1	0	10	14.0	
Cal St. Fullerton	11/26/2023	*	28:54	8-12	.667	3-3	1.000	0-0	.000	4	5	9	10.1	0	3	2	0	0	19	14.7	
Creighton	12/03/2023	*	25:14	3-11	.273	1-5	.200	2-2	1.000	3	4	7	9.8	3	1	0	0	0	9	14.0	
at Minnesota	12/06/2023	*	30:05	2-7	.286	0-2	.000	0-0	.000	2	3	5	9.2	3	3	1	0	1	4	12.9	
Michigan St.	12/10/2023	*	34:25	4-9	.444	0-2	.000	0-0	.000	3	11	14	9.7	3	6	3	1	0	8	12.4	
at Kansas St.	12/17/2023	*	36:23	8-15	.533	3-4	.750	0-1	.000	4	8	12	9.9	1	3	3	0	0	19	13.0	
Indiana	01/03/2024	*	29:47	3-10	.300	0-3	.000	3-4	.750	0	3	3	9.3	3	3	2	0	1	9	12.7	
at Wisconsin	01/06/2024	*	32:06	6-14	.429	2-7	.286	2-4	.500	1	5	6	9.1	1	2	0	1	1	16	12.9	
Purdue	01/09/2024	*	32:20	8-17	.471	2-5	.400	0-0	.000	1	3	4	8.7	1	3	1	0	1	18	13.3	
at Iowa	01/12/2024	*	27:39	6-9	.667	1-2	.500	1-1	1.000	1	4	5	8.5	1	2	1	0	1	14	13.3	
at Rutgers	01/17/2024	*	36:15	2-12	.167	0-3	.000	0-1	.000	3	5	8	8.4	5	2	2	1	2	4	12.8	
Northwestern	01/20/2024	*	32:03	4-11	.364	0-1	.000	0-0	.000	2	6	8	8.4	1	6	5	1	0	8	12.5	
Ohio St.	01/23/2024	*	32:39	13-17	.765	6-8	.750	2-2	1.000	1	9	10	8.5	1	4	1	2	0	34	13.7	
at Maryland	01/27/2024	*	31:39	2-5	.400	1-2	.500	0-0	.000	1	5	6	8.4	3	3	3	1	1	5	13.2	
Wisconsin	02/01/2024	*	38:32	8-18	.444	2-8	.250	2-2	1.000	1	7	8	8.4	2	3	1	0	0	20	13.6	
at Illinois	02/04/2024	*	36:57	8-21	.381	4-9	.444	2-2	1.000	1	5	6	8.2	1	2	2	1	1	22	14.0	
at Northwestern	02/07/2024	*	31:00	2-8	.250	2-5	.400	2-2	1.000	0	6	6	8.1	4	2	3	2	1	8	13.7	
Michigan	02/10/2024	*	34:24	4-10	.400	1-3	.333	2-2	1.000	2	4	6	8.0	2	8	3	1	0	11	13.6	
Penn St.	02/17/2024	*	26:25	5-7	.714	1-2	.500	1-2	.500	2	7	9	8.1	2	1	2	0	0	12	13.5	
at Indiana	02/21/2024	*	22:33	1-5	.200	0-2	.000	0-0	.000	1	3	4	7.9	2	3	2	0	0	2	13.0	
Minnesota	02/25/2024	*	29:10	3-12	.250	0-3	.000	4-5	.800	2	4	6	7.8	1	2	0	1	0	10	12.9	
at Ohio St.	02/29/2024	*	31:30	5-14	.357	2-5	.400	2-2	1.000	3	9	12	8.0	3	1	2	0	0	14	13.0	
Rutgers	03/03/2024	*	24:10	3-6	.500	1-3	.333	0-0	.000	2	2	4	7.9	1	3	3	0	1	7	12.8	
at Michigan	03/10/2024	*	23:09	4-8	.500	1-2	.500	3-4	.750	1	4	5	7.8	2	3	1	1	1	12	12.7	
vs Indiana	03/15/2024	*	24:32	2-6	.333	0-3	.000	0-0	.000	0	8	8	7.8	1	7	2	2	0	4	12.4	
vs Illinois	03/16/2024	*	22:16	5-15	.333	3-8	.375	2-2	1.000	2	2	4	7.6	3	0	2	0	1	15	12.5	
vs Texas A&M	03/22/2024	*	29:29	2-4	.500	1-2	.500	2-2	1.000	1	3	4	7.5	3	2	2	0	0	7	12.3	
Totals			32	951:09	148-342	.433	42-122	.344	57-68	.838	61	180	241	7.5	63	95	58	16	13	395	12.3

Player Averages

Games Played	Minutes/ game	Points/ game	FG Pct	3FG Pct	FT Pct	Rebounds/ game	Assists/ game	Turnovers/ game	Assist/Turnover ratio	Steals/ game	Blocks/ game
32	29.7	12.3	43.3	34.4	83.8	7.5	3.0	1.8	1.6	0.4	0.5



2024-25 Nebraska Men's Basketball Combined Team Statistics All games

Page 1/1
as of Apr 07, 2025

Game Records

Record	Overall	Home	Away	Neutral
ALL GAMES	21-14	10-6	5-7	6-1
CONFERENCE	7-13	4-6	3-7	0-0
NON-CONFERENCE	14-1	6-0	2-0	6-1

Score by Periods

Team	1st	2nd	OT	TOT
Nebraska	1218	1396	46	2660
Opponents	1188	1301	52	2541

Team Box Score

No.	Player				Total		3-Point		F-Throw		Rebounds											
		GP-GS	MIN	AVG	FG-FGA	FG%	3FG-3FGA	3FG%	FT-FTA	FT%	OFF	DEF	TOT	AVG	PF	DQ	A	TO	BLK	STL	PTS	AVG
3	WILLIAMS, Brice	35-35	1192:20	34.1	228-484	.471	68-184	.370	189-214	.883	19	123	142	4.1	63	0	100	83	10	38	713	20.4
4	GARY, Juwan	35-35	1068:52	30.5	176-389	.452	42-124	.339	116-145	.800	65	115	180	5.1	74	1	31	39	23	41	510	14.6
0	ESSEGAN, Connor	35-3	785:38	22.4	125-308	.406	78-207	.377	48-60	.800	8	90	98	2.8	36	0	38	33	3	17	376	10.7
23	MORGAN, Andrew	35-9	671:48	19.2	111-191	.581	4-14	.286	62-109	.569	54	100	154	4.4	66	1	37	51	12	16	288	8.2
24	WORSTER, Rollic	31-26	795:38	25.7	79-183	.432	11-50	.220	49-69	.710	20	107	127	4.1	56	1	82	40	7	27	218	7.0
9	BUYUKTUNCCEL, Berke	31-28	703:09	22.7	69-172	.401	23-83	.277	26-40	.650	43	126	169	5.5	74	2	43	38	20	25	187	6.0
1	HOIBERG, Sam	35-15	815:32	23.3	46-106	.434	20-56	.357	24-28	.857	11	68	79	2.3	70	3	65	34	5	48	136	3.9
34	MEAH, Braxton	29-20	387:17	13.4	36-47	.766	0-0	.000	14-31	.452	29	69	98	3.4	46	0	19	29	12	7	86	3.0
2	ULIS, Ahron	31-1	346:10	11.2	30-83	.361	6-26	.231	9-20	.450	13	28	41	1.3	32	0	48	16	0	15	75	2.4
12	GRIFFITHS, Gavin	16-0	135:43	8.5	13-38	.342	7-28	.250	0-0	.000	3	23	26	1.6	15	0	12	6	6	5	33	2.1
31	JACOBSEN, Cale	24-3	180:02	7.5	11-25	.440	4-11	.364	3-4	.750	3	26	29	1.2	12	0	21	11	5	11	29	1.2
8	GRACE, Jeff	11-0	11:12	1.0	3-5	.600	0-0	.000	1-2	.500	2	1	3	0.3	1	0	0	0	0	1	7	0.6
35	BURT, Henry	4-0	06:39	1.7	1-4	.250	0-1	.000	0-0	.000	0	0	0	0.0	1	0	0	0	0	0	2	0.5
Team											53	40	93					16				
Total		35	7100		928-2035	.456	263-784	.335	541-722	.749	323	916	1239	35.4	546	8	496	396	103	251	2660	76.0
Opponents		35	7100		905-2117	.427	329-971	.339	402-564	.713	365	871	1236	35.3	608	14	473	431	110	203	2541	72.6

Team Statistics

	NEBR	OPP
Scoring		
Points per game	2660	2541
Scoring margin	76.0	72.6
	+3.4	-
Field goals-att		
Field goal pct	928-2035	905-2117
	.456	.427
3 point fg-att		
3-point FG pct	263-784	329-971
	.335	.339
3-pt FG made per game	7.5	9.4
Free throws-att		
Free throw pct	541-722	402-564
	.749	.713
F-Throws made per game	15.5	11.5
Rebounds		
Rebounds per game	1239	1236
	35.4	35.3
Rebounding margin	+0.1	-
Assists		
Assists per game	496	473
	14.2	13.5
Turnovers		
Turnovers per game	396	431
	11.3	12.3
Turnover margin	+1.0	-
Assist/turnover ratio	1.3	1.1
Steals		
Steals per game	251	203
	7.2	5.8
Blocks		
Blocks per game	103	110
	2.9	3.1
Winning streak		
Home win streak	4	-
	0	-
Attendance		
Home games-Avg/Game	239426	126885
	16-14964	12-10574
Neutral site-Avg/Game	-	7-3589

Team Results

Date	Opponent		Score	Att.
11/04/2024	UTRGV	W	87-67	14305
11/09/2024	Bethune-Cookman	W	63-58	15138
11/13/2024	FDU	W	86-60	14473
11/17/2024	vs Saint Mary's (CA)	L	74-77	3241
11/22/2024	at Creighton	W	74-63	18475
11/27/2024	South Dakota	W	96-79	15172
12/01/2024	North Florida	W	103-72	15359
12/07/2024	at Michigan St.	L	52-89	14797
12/13/2024	Indiana	W	85-68	14635
12/22/2024	vs Murray St.	W	66-49	5049
12/23/2024	at Hawaii	W	69-55	4611
12/25/2024	vs Oregon St.	W	78-66	5086
12/30/2024	Southern U.	W	77-43	14855
01/04/2025	UCLA	W	66-58	15167
01/07/2025	at Iowa	Lot	87-97	7812
01/12/2025	at Purdue	L	68-104	14876
01/16/2025	Rutgers	L	82-85	13999
01/19/2025	at Maryland	L	66-69	11069
01/22/2025	Southern California	L	73-78	14492
01/26/2025	at Wisconsin	L	55-83	16838
01/30/2025	Illinois	Wot	80-74	14893
02/02/2025	at Oregon	W	77-71	7848
02/05/2025	at Washington	W	86-72	6384
02/09/2025	Ohio St.	W	79-71	15633
02/13/2025	Maryland	L	75-83	14785
02/16/2025	at Northwestern	W	68-64	7039
02/19/2025	at Penn St.	L	72-89	7115
02/24/2025	Michigan	L	46-49	15074
03/01/2025	Minnesota	L	65-67	15749
03/04/2025	at Ohio St.	Lot2	114-116	10021
03/09/2025	Iowa	L	68-83	15697
03/31/2025	vs Arizona St.	W	86-78	2947
04/02/2025	vs Georgetown	W	81-69	2512
04/05/2025	vs Boise St.	W	79-69	2972
04/06/2025	vs UCF	W	77-66	3314