

NEBRASKA
MEN'S GYMNASTICS
2026 MEDIA GUIDE



NEBRASKA MEN'S GYMNASTICS

INTRODUCTION/OUTLOOK

Table Of Contents.....	1
Nebraska Gymnastics Facts.....	2-3
2026 Roster.....	4-5
2026 Opponents.....	6-7
Gymnastics Events/Scoring.....	8-9
Media Information.....	10
Adidas Creators' Club.....	11

STAFF & ADMINISTRATION

Head Coach Chuck Chmelka.....	12
Assistant Coach Jim Hartung.....	13
Assistant Coach John Robinson.....	14
Men's Gymnastics Support Staff/Athletic Administration.....	15
Nebraska Athletic Director Troy Dannen.....	16
University Administration.....	17-18

THE HUSKERS

Asher Cohen.....	20
Luke James.....	21
Nathan York.....	22
Jack Critz.....	23
Chase Mondl.....	24
Alex Nitache.....	25
Max Odden.....	26
Cole Partridge.....	27
Caden Clinton.....	28
Anthony Koppie.....	29
Nik Tarca.....	29
Grant Bowers.....	30
Ethan Cox.....	30
Sam Rakita.....	31
Tristen Nye.....	31
Ty Roderiques.....	32
Sasha Shybitov.....	32
Wyatt Reynolds.....	33
Rome Whippey.....	33

2025 REVIEW

Regular-Season Team Scores.....	40
Individual Meet-By-Meet Scores.....	41-42
2025 Big Ten Championships.....	43
2025 NCAA Championships - Qualifiers.....	44
2025 NCAA Championships - Finals.....	45
2025 All-Americans.....	46

HISTORY

All-Time Results.....	48-56
Coaching Records.....	57
Team and Individual Records.....	58
Individual Title Winners.....	59
All-Time Letterwinners.....	60
All-Americans.....	61-62
Conference History and Honors.....	63-66
Husker Historic NCAA Dominance.....	67-68
All-Time NCAA Champions.....	69
NCAA Champions Since 1980.....	70
Nebraska's Individual National Champions.....	71
Nebraska's Championship Tradition.....	72
Husker Olympians.....	73

THIS IS NEBRASKA

Academic Success/Achievement.....	74-77
Student-Life Experience.....	78-79
Athletic Facilities.....	80-87
Athletic Medicine.....	88-89
NAPL/Performance and Research.....	90-91
University of Nebraska.....	92-93
City of Lincoln.....	94-95
Athletic Success.....	96-97
Big Ten Conference.....	98-99
This is Nebraska.....	100

NEBRASKA MEN'S GYM FACTS

First Season of Gymnastics	1937
National Team Championships	8
Consecutive Team National Championships*	5
Individual Championships	85
Nissen-Emery Award Winners	4
NCAA All-America Awards	206
CSC Academic All-America Awards	18
NCAA Top Ten Award Winners	3
Olympians	11
Conference Team Championships	15
Conference Individual Championships	103
*NCAA record	

2025 SEASON INFORMATION

Regular-Season Record	3-4
Big Ten Finish	3rd
NCAA Finish	4th
Lettermen Returning/Lost	15/3
All-Americans Returning/Lost	3/2
Newcomers	2

COACHING STAFF

Head Coach **Chuck Chmelka**
 » 17th Season as Nebraska Head Coach
 » Alma Mater: Nebraska (1982)

Assistant Coach **Jim Hartung**
 » 21th Season at Nebraska
 » Alma Mater: Nebraska (1982)

Assistant Coach **John Robinson**
 » 16th Season at Nebraska
 » Alma Mater: Nebraska (2010)

CONTACT INFORMATION

Director of Operations Karin Fusco
 E-Mail kfusco@huskers.com
 Gymnastics Office Phone ... (402) 472-4808
 Mailing Address:
 Nebraska Men's Gymnastics
 1600 Court Street
 Lincoln, NE 68508-0651

COMMUNICATIONS CONTACTS

Gymnastics Contact Ellie Fulcher
 Office Phone (402) 472-2263
 Cell Phone (402) 953-6695
 E-Mail efulcher3@huskers.unl.edu
 Associate A.D./Communications .. Keith Mann
 Senior Associate Director Jeff Griesch
 Senior Associate Director Shamus McKnight
 Associate Director Matt Smith
 Associate Director Nate Pohlen
 Assistant Director Jared Meister
 Assistant Director Meghan Straub
 Director of Photography Scott Bruhn
 Support Associate Vicki Capazo
 Graduate Intern Paige Trutna
 Communications Phone (402) 472-2263
 Website Huskers.com
 Mailing Address:
 Nebraska Communications
 800 Stadium Drive
 Lincoln, NE 68588-0123



2026 NEBRASKA MEN'S GYMNASTICS SCHEDULE



ROCKY MOUNTAIN OPEN

JAN. 17 | COLORADO SPRINGS, COLO. | 7:00 P.M.



at OHIO STATE

JAN. 31 | COLOMBUS, OHIO | 1:00 P.M.



vs. PENN STATE

FEB. 7 | LINCOLN, NEB. | 4:00 P.M.



vs. GREENVILLE, SIMPSON, WILLIAM & MARY

FEB. 14 | LINCOLN, NEB. | 2:00 P.M.



WINTER CUP

FEB. 20-22 | LOUISVILLE, KY. | 6:00 P.M.



at OKLAHOMA

FEB. 28 | NORMAN, OKLA. | 6:00 P.M.



at SIMPSON, GREENVILLE

MARCH 7 | INDIANOLA, IA. | 4:00 P.M.



vs. ILLINOIS

MARCH 14 | LINCOLN, NEB. | 4:00 P.M.



at MICHIGAN

MARCH 22 | ANN ARBOR, MICH. | 1:00 P.M.



BIG TEN CHAMPIONSHIPS

APRIL 3-4 | LINCOLN, NEB. | TBA



at NCAA CHAMPIONSHIPS

APRIL 17-18 | CHAMPAIGN, ILL. | 2:00 & 7:00 P.M.

GENERAL INFORMATION

Location Lincoln, Neb.
Population 295,798
Founded 1869
Enrollment 23,954
Home Facility Bob Devaney Sports Center
Capacity 7,907
Nickname Cornhuskers, Huskers
Colors Scarlet and Cream
Conference Big Ten
President Jeffrey P. Gold
Chancellor Rodney Bennett, Ed.D.
Institutional Representative Scott Fuess Jr.
Athletic Director Troy Dannen

BOARD OF REGENTS

Timothy Clare District 1
Jack Stark District 2
Jim Scheer District 3
Elizabeth O'Connor District 4
Robert Schafer District 5
Paul Kenney District 6
Kathy Wilmot District 7
Barbara Weitz District 8

STUDENT REGENTS

Libby Wilkins Nebraska-Lincoln
Sam Schroeder Nebraska-Kearney
Brock Calamari UNMC
Drew Leisy Nebraska-Omaha

The mission of the University of Nebraska Athletic Department is to serve our student-athletes, coaches, staff and fans by: Displaying INTEGRITY in every decision and action; Building and maintaining TRUST with others; Giving RESPECT to each person we encounter; Pursuing unity of purpose through TEAMWORK; Maintaining LOYALTY to student-athletes, co-workers, fans and the University of Nebraska.

MEDIA GUIDE CREDITS

The 2026 Nebraska men's gymnastics media guide was written and designed by Ellie Fulcher with editorial assistance from Senior Associate Communications Director Jeff Griesch. Photos by Scott Bruhn and Nebraska Athletic Communications.

NON-DISCRIMINATION

STATEMENT

The University of Nebraska-Lincoln does not discriminate based on race, ethnicity, color, national origin, sex, religion, disability, age, sexual orientation, gender identity, genetic information, veteran status, marital status and/or political affiliation in its programs, activities or employment. For non-discrimination inquiries, contact the Director of IEC/Title IX Coordinator or the Section 504/ADA Coordinator at 128 Canfield Administration Building, Lincoln, NE 68588, (402) 472-3417 or the Office of Civil Rights.

2026 MEN'S GYMNASTICS RADIO/TV ROSTER



Grant Bowers
Fr. • AA • 5-9
Taylors, S.C.



Caden Clinton
So. • AA • 5-6
Cypress, Texas



Asher Cohen
Sr. • AA • 5-4
Lakewood, Colo.



Ethan Cox
Fr. • AA • 5-7
Arvada, Colo.



Jack Critz
Sr. • AA • 5-5
Huntington Beach, Calif.



Luke James
Sr. • AA • 5-8
Cape Town, South Africa



Anthony Koppie
RSo. • AA • 6-0
Fayetteville, Ga.



Chase Mond
Jr. • AA • 5-9
Lawrence, Kan.



Alex Nitache
Jr. • AA • 5-10
Knoxville, Tenn.



Tristen Nye
Fr. • AA • 5-9
Strongsville, Ohio



Max Odden
Jr. • AA • 6-0
Scottsdale, Ariz.



Cole Partridge
Jr. • AA • 5-7
Bountiful, Utah



Sam Rakita
Fr. • AA • 5-4
Aurora, Ontario



Wyatt Reynolds
Fr. • AA • 5-11
Simi Valley, Calif.



Ty Roderiques
Fr. • AA • 5-4
Knoxville, Tenn.



Sasha Shybitov
Fr. • AA • 5-10
Chicago, Ill.



Nik Tarca
So. • AA • 5-9
Knoxville, Tenn.



Rome Whippey
Fr. • AA • 5-7
Morgan, Utah



Nathan York
Sr. • AA • 5-8
Plainfield, Ill.



Chuck Chmelka
Head Coach
17th Season



Jim Hartung
Assistant Coach
21st Season



John Robinson
Assistant Coach
16th Season

2026 MEN'S GYMNASTICS ROSTER

Athlete	Year	Event(s)	Hometown (Club Team/Previous Team)
Grant Bowers	Freshman	AA	Taylors, South Carolina (Haydens International Gymnastics Academy)
Caden Clinton	Sophomore	PH, PB, HB	Cypress, Texas (Cypress Academy of Gymnastics)
Asher Cohen	Senior	SR, PB	Lakewood, Colorado (5280 Gymnastics)
Ethan Cox	Freshman	AA	Arvada, Colorado (5280 Gymnastics)
Jack Critz	Senior	SR, PB	Huntington Beach, California (SCATS Gymnastics)
Luke James	Senior	FX, V	Cape Town, South Africa (City of Birmingham Gymnastics)
Anthony Koppie	Redshirt Sophomore	SR, V	Fayetteville, Georgia (Roswell Gymnastics)
Chase Mondt	Junior	FX, V, HB	Lawrence, Kansas (Emerald City Gymnastics)
Alex Nitache	Junior	AA	Knoxville, Tennessee (Gymtek Academy)
Tristen Nye	Freshman	AA	Strongsville, Ohio (Above the Barre)
Max Odden	Junior	HB	Scottsdale, Arizona (North Valley Gymnastics)
Cole Partridge	Junior	PB, HB	Bountiful, Utah (USA Gymnastics World)
Sam Rakita	Freshman	AA	Aurora, Ontario, Canada (East York Gymnastics Club)
Wyatt Reynolds	Freshman	AA	Simi Valley, California (Gymnastics Olympica USA)
Ty Roderiques	Freshman	AA	Knoxville, Tennessee (Gymtek Academy)
Sasha Shybitov	Freshman	AA	Chicago, Illinois (Lakeshore Academy)
Nik Tarca	Sophomore	PH	Knoxville, Tennessee (Gymtek Academy)
Rome Whimpey	Freshman	AA	Morgan, Utah (Momentum Gymnastics)
Nathan York	Senior	FX, PH, V, PB	Plainfield, Illinois (Premier West Gymnastics)

Head Coach: Chuck Chmelka (17th Season)

Assistant Coaches: Jim Hartung (21st Season), John Robinson (16th Season)

HUSKER HOMES

The 19 members of the 2026 Nebraska men's gymnastics team came to Nebraska from 11 states across the nation and two foreign countries.

Arizona (1) - Max Odden; **California (2)** - Jack Critz, Wyatt Reynolds; **Canada (1)** - Sam Rakita; **Colorado (2)** - Asher Cohen; Ethan Cox; **Georgia (1)** - Anthony Koppie; **Illinois (2)** - Alex Shybitov, Nathan York; **Kansas (1)** - Chase Mondt; **Ohio (1)** - Tristen Nye; **South Africa (1)** - Luke James; **South Carolina (1)** - Grant Bowers; **Tennessee (3)** - Alex Nitache, Ty Roderiques, Nik Tarca; **Texas (1)** - Caden Clinton; **Utah (2)** - Cole Partridge, Rome Whimpey

COACHING STAFF

Nebraska (2) - Chuck Chmelka, Jim Hartung; **North Carolina (1)** - John Robinson

PRONUNCIATION GUIDE

Anthony Koppie	Kop-ee
Chase Mondt	MON-dee
Sam Rakita	RA-keet-a
Alex Nitache	Nih-TASH-ee
Ty Roderiques	roh-DREE-kez
Sasha Shybitov	She-beet-ov
Chuck Chmelka	Chuh-mell-kuh
Jim Hartung	Har-tung

2026 MEN'S GYMNASTICS SCHEDULE

Date	Opponent	Location	Time (CDT)
Saturday, Jan. 17	at Rocky Mountain Open	Colorado Springs, Colorado	7:00 p.m.
Saturday, Jan. 31	at Ohio State	Columbus, Ohio	1:00 p.m.
Saturday, Feb. 7	Penn State	Lincoln, Nebraska	4:00 p.m.
Saturday, Feb. 14	Greenville, Simpson, William & Mary	Lincoln, Nebraska	2:00 p.m.
Friday, Feb. 20- Sunday, Feb 22	Winter Cup	Louisville, Kentucky	6:00 p.m.
Saturday, Feb. 28	at Oklahoma	Norman, Oklahoma	6:00 p.m.
Saturday, March 7	at Simpson, Greenville	Indianola, Iowa	4:00 p.m.
Friday, March 14	Illinois	Lincoln, Nebraska	4:00 p.m.
Friday, March 22	at Michigan	Ann Arbor, Michigan	1:00 p.m.
Friday, April 3-Saturday, April 4	Big Ten Championships	Lincoln, Nebraska	TBA
Friday, April 17	NCAA Championships (Qualifiers)	Champaign, Illinois	2:00 p.m.
Saturday, April 18	NCAA Championships (Finals)	Champaign, Illinois	7:00 p.m.

2026 OPPONENTS

AIR FORCE FALCONS

General Info

Location: USAF Academy, Colo.

Enrollment: 4,307

Superintendent: Lt. Gen. Tony D. Bauernfeind

Athletic Director: Nathan Pine

Nickname: Falcons

Colors: Blue and Silver

Conference: Mountain Pacific Sports Federation



Facility: Cadet West Gymnasium

Capacity: 6,002

Head Coach: Josh Loeser (Air Force, 2006)

Media Relations - Gymnastics SID: Valerie Perkin

E-mail: Valerie.Perkin@afacademy.af.edu

Office Phone: (719) 333-8286

Website: goairforcefalcons.com

SIMPSON STORM

General Info

Location: Indianola, Iowa

Enrollment: 1,200

President: Dr. Susan D. Stuebner

Athletic Director: Marty Bell

Nickname: Storm

Colors: Red and Gold

Conference: Eastern College Athletic Conference



Facility: Steven Johnson Fitness Center

Capacity: 3,000

Head Coach: Colin Payne (Oklahoma, 2017)

Media Relations - Gymnastics SID: Austin Byrnes

E-mail: austinbyrnes@simpson.edu

Office Phone: (515) 961-1577

Website: simpsonathletics.com

STANFORD CARDINALS

General Info

Location: Stanford, Calif.

Enrollment: 7,645

President: Jonathan Levin

Athletic Director: John Danhoe

Nickname: Cardinal

Colors: Cardinal Red and Cool Grey

Conference: Atlantic Coast Conference



Facility: Burnham Pavillion

Capacity: 1,421

Head Coach: Thom Glielmi

Media Relations - Gymnastics SID: Logan Sass

E-mail: lsass@stanford.edu

Office Phone: (507)-226-2852

Website: gostanford.com

OKLAHOMA SOONERS

General Info

Location: Norman, Okla.

Enrollment: 32,676

President: Joseph Harroz Jr.

Athletic Director: Joe Castiglione

Nickname: Sooners

Colors: Crimson and Cream

Conference: Mountain Pacific Sports Federation



Facility: McCasland Field House

Capacity: 2,500

Head Coach: Mark Williams (Nebraska, 1980)

Media Relations - Gymnastics SID: Henry Berry

E-mail: henry.p.berry-1@ou.edu

Office Phone: (405) 325-8231

Website: soonersports.com

ARIZONA STATE SUN DEVILS

General Info

Location: Tempe, Ariz.

Enrollment: 148,655

President: Michael M. Crow

Athletic Director: Graham Rossini

Nickname: Sun Devils

Colors: Maroon and Gold

Conference: GYM-ACT



Facility: Desert Financial Arena

Capacity: 14,198

Head Coach: Scott Barclay (Arizona State, 1980)

Website: https://sundevilmgymnastics.com

ILLINOIS FIGHTING ILLINI

General Info

Location: Urbana-Champaign, Ill.

Enrollment: 56,803

President: Timothy L. Killeen

Athletic Director: Josh Whitman

Nickname: Fighting Illini

Colors: Orange and Blue

Conference: Big Ten



Facility: Huff Hall

Capacity: 4,536

Head Coach: Daniel Riberio (Illinois, 2011)

Media Relations - Gymnastics SID: Jackson Janes

E-mail: janes6@illinois.edu

Office Phone: (733) 366-0931

Website: fightingillini.com

WILLIAM AND MARY TRIBE

General Info

Location: Williamsburg, VA.

Enrollment: 8,617

Chancellor: Robert Gates

Athletic Director: Brian Mann

Nickname: Tribe

Colors: Green, Gold, Silver

Conference: Colonial Athletic Conference



Facility: Kaplan Arena

Capacity: 11,300

Head Coach: Mike Powell

Media Relations - Gymnastics SID: Rob Turner

E-mail: rrtturn@wm.edu

Office Phone: (757) 221-3370

Website: tribeathletics.com

2026 OPPONENTS

GREENVILLE PANTHERS

General Info

Location: Greenville, Ill.
Enrollment: 1,088
President: Suzanne Davis
Athletic Director: B.J. Schneck
Nickname: Panthers
Colors: Orange and Black
Conference: Eastern College Athletic Conference



Facility: H.J. Long Gymnasium
Capacity: 1,000
Head Coach: Zach Peters (Nebraska, 2021)
Media Relations - Gymnastics SID: Desirae Yost
E-mail: Desirae.yost@greenville.edu
Office Phone: (618) 664-6620
Website: <https://athletics.greenville.edu>

CALIFORNIA GOLDEN BEARS

General Info

Location: Berkeley, Calif.
Enrollment: 45,057
President: James B. Milliken
Athletic Director: Jenny Simon-O'Neill and Jay Larson
Nickname: Golden Bears
Colors: Berkeley Blue, California Gold
Conference: Atlantic Coast Conference



Facility: Haas Pavilion
Capacity: 11,877
Head Coach: Bryan Del Castillo (California (2025))
Media Relations - Gymnastics SID: Samantha Sunseri
E-mail: ssunseri@berkeley.edu
Office Phone: (510-642-5363)
Website: calbears.com

PENN STATE NITTANY LIONS

General Info

Location: University Park, Pa.
Enrollment: 87,903
President: Neeli Bendapudi
Athletic Director: Patrick Kraft
Nickname: Nittany Lions
Colors: White and Dark Blue
Conference: Big Ten



Facility: Rec Hall
Capacity: 6,502
Head Coach: Randy Jepsen (Penn State, 1982)
Media Relations - Gymnastics SID: Matt Jensen
E-mail: mrj5498@psu.edu
Office Phone: (814) 865-1757
Website: gopsports.com

OHIO STATE BUCKEYES

General Info

Location: Columbus, Ohio
Enrollment: 66,444
President: Ted Carter (Nebraska; 2020-2023)
Athletic Director: Ross Bjork
Nickname: Buckeyes
Colors: Scarlet and Gray
Conference: Big Ten



Facility: Covelli Center
Capacity: 3,700
Head Coach: Rustam Sharipov (Kharkov State, 1997)
Media Relations - Gymnastics SID: Maria Slovikovski
E-mail: slovikovski.1@osu.edu
Office Phone: (614) 292-1112
Website: ohiostatebuckeyes.com

MICHIGAN WOLVERINES

General Info

Location: Ann Arbor, Mich.
Enrollment: 52,855
President: Santa Ono
Athletic Director: Warde Manuel
Nickname: Wolverines
Colors: Blue and Maize
Conference: Big Ten



Facility: Cliff Keen Arena
Capacity: 1,800
Head Coach: Yuan Xiao (Beijing Sport, 1988)
Media Relations - Gymnastics SID: Jordan Manning
E-mail: jlmannin@umich.edu
Office Phone: (734) 408-1211
Website: mgoblue.com

2025 NCAA CHAMPIONSHIPS

General Info

Location: Champaign, Ill.

Friday, April 17
 Qualifiers

Saturday, April 18
 Team Finals
 All-Around Finals
 Individual Finals

Media Information
Website: ncaa.com



2025 BIG TEN CHAMPIONSHIPS

General Info

Location: Lincoln, Neb.

Friday, April 3
 Team Competition
Saturday, April 4
 All-Around Finals
 Individual Finals

Media Information
Contact: David Howell
Email: dhowell@bigten.org
Website: bigten.org



MEN'S GYMNASTICS EVENTS



POMMEL HORSE

The gymnast must cover all three areas of the horse, the middle and both ends, while performing continuous circular movements interrupted only by the required scissor element. The only parts of the body that should touch the apparatus are the hands. The entire exercise should flow with a steady, controlled rhythm. Considered by many to be the most difficult of all men's gymnastics events, the pommel horse is also the most subtle. Each move is defined by complex hand placements and body positions. NCAA rules require gymnasts to include single leg work, circles, spindles and handstands, side and cross travels, kehres and wendeswings and a dismount. The pommel horse stands 42 inches high as measured from the top of the mat to the top of the apparatus.

FLOOR EXERCISE

The entire floor area must be used during the exercise, which consists primarily of three to five tumbling passes performed in different directions. The new NCAA scoring system requires gymnasts to include non-acrobatic elements, acrobatic forward, backward and sideward elements and a dismount. The exercise must also contain elements of balance, strength, jumps and leg circles. The area of the floor exercise mat is 40 feet by 40 feet.



STILL RINGS

The ring routine must include a swing to a handstand, swing to a strength element and a static strength skill. The exercise must also include kip and swing portions that may not lead to a held position. Examples of strength elements include a cross, an inverted cross or a planche. The rings should be absolutely still and in control at the end of each skill. The rings are 100 inches from the top of the mat.

VAULT

Each individual vault is categorized in the Code of Points, the official text giving relevant value of each skill performed. During the pre-flight from the springboard to the horse, the body must maintain proper form, i.e. legs together and straight. During the second flight, from the horse to the landing, the gymnast's body must rise and show a complete body extension before landing. The landing should be firm, without extra steps, and in line with the horse. The men's vault stands 53 inches high. The runway is a maximum of 82 feet long.



PARALLEL BARS

A parallel bar routine consists of swinging, flight and hold elements. The gymnast is required to execute swinging skills which originate from a support, a hang below the bars and an upper arm hang. Also required is at least one skill from the strength, leg swing and side bar element group. The parallel bars stand 70 inches high.

HIGH BAR

The routine on the high bar consists exclusively of swinging parts without stops. The gymnast must execute at least one move in which he releases and re-grasps the bar, and must perform at least one giant with either his back to the bar or with an "eagle" grip in which the wrists are rolled outward until the thumbs are on the outside. The gymnast is also required to perform an "in bar" skill like a stalder circle. The bar is 100 inches from the top of the mat.



MEN'S GYMNASTICS SCORING

HISTORY:

Prior to 2005, both men's and women's gymnastics used the well-known scoring system with a top score of a "perfect 10." However, in 2005, gymnastics officials created a new scoring system for men's gymnastics. In this new system, there is no limit to the score a gymnast can achieve for his routine. The top performances in men's gymnastics right now are receiving scores in the 15s and, occasionally, the low 16s.

Before the 2024-25 season, NCAA men's gymnastics switched from a five-up, five-count format to a four-up, four-count format. Under the new system, only four athletes compete on each event, and all four scores count toward the team's event total. The change was designed to shorten meets and better align the number of routines with women's gymnastics.

There are three components used in judging a men's gymnastics routine: difficulty, element groups and execution.

THE DIFFICULTY SCORE:

There are nine countable skills, plus a dismount. Skill values range from A to H, with A being the easiest and H being the hardest. (A: 0.1, B: 0.2, C: 0.3, D: 0.4, E: 0.5, F: 0.6, G: 0.7, H: 0.8). Judges will add the values of the 10 skills together to get the gymnasts' difficulty score.

Example Routine: E(0.5) D(0.4) C(0.3) C(0.3) D(0.4) B(0.2) A(0.1) B(0.2) B(0.2) D(0.4) equals a difficulty score of 3.0.

ELEMENT GROUPS:

There are four different element groups on each event and each group is worth 0.5. For each of the element groups that a gymnast fulfills, he receives 0.5. If all four element groups are fulfilled, a gymnast will receive 2.0.

EXECUTION SCORE:

Each gymnast automatically starts with an execution score of 10.00. Judges can take the following deductions from that 10.00 score:

Small Error	0.1 (little step, small leg separation, slight knee bend, slight arm bend)
Medium Error	0.3 (big step, medium leg separation, medium knee bend, medium arm bend)
Large Error	0.5 (large leg separation, large knee bend, large arm bend)
Fall	1.0 (falling off apparatus)

The totals of these three components are added together to reach a start value:

Execution Score	10.0
Element Groups	2.0
+ Difficulty Score	3.0
= Start Value	15.0

If the gymnast had 0.9 points taken off for execution errors, the execution score would be 9.1 and the final score would look like this:

Execution Score	9.1
Element Groups	2.0
+ Difficulty Score	3.0
= Final Score	14.1

WHAT TO LOOK FOR:

Though the scoring system is complicated, fans can still identify great routines without knowing everything about the scoring system. When watching a routine, be sure to look for:

Good Form and Execution: A gymnast should always look as though he is in complete control, even when performing the most difficult of skills. Good form in gymnastics includes pointed toes, straight arms and legs and a tightness throughout the body. Every movement should look planned.

Strength Moves Held Long Enough: On the still rings and on floor, the gymnast must stay in position for two seconds on each strength move (e.g. an iron cross).

Height and Distance: In tumbling passes, vaults and release moves, the gymnast should look as if he is exploding off the apparatus. On vault, the distance a gymnast travels from the horse is also a factor in his final score.

A Stuck Landing: On vaulting, dismounts, and tumbling passes on floor, the gymnast should end with a "stuck landing" -- he should not move his feet once they hit the ground. The gymnast is not allowed to lunge backward out of tumbling passes. (The women used to be able to do this without deduction, but it is now considered an error in women's artistic as well).

Uniqueness of the Routine: A great gymnast will perform a routine that looks different from the rest. It will have something special about it -- risky tricks, an artistic flair or skills that are simply unique from others performed in the competition.

NEBRASKA MEDIA INFORMATION

The 2026 Nebraska men's gymnastics media guide is designed to assist the media in its coverage of Husker gymnastics. Additional information, including releases and photographs, may be obtained by contacting Ellie Fulcher in the Nebraska Communications Office at (402)-472-2263. Please take a moment to review the following policies and services that are intended to assist you in your coverage of Nebraska gymnastics this season. Thank you for your continued interest in collegiate gymnastics.

Media Parking: Parking for the media is in lot 52 on the south side of the Devaney Center. Handicap parking is primarily on the East side of the Devaney Center.

Devaney Center Directions: The Bob Devaney Sports Center is located on the west edge of the Innovation Campus. To reach it from the Lincoln Municipal Airport, turn right on Northwest 12th Street as you drive out of the airport. Northwest 12th Street becomes Cornhusker Highway, which intersects with 14th Street. Exit south on 14th Street off Cornhusker Highway. Travel to Military Avenue and turn left. Continue a half mile and enter the Innovation Campus. Take the first right turn before the Devaney Center and follow the access road to Lot 52 on the South Side of the arena. From Omaha's Eppley Airfield, follow the signs to downtown Omaha and I-480. Take I-480 west to I-80, then take I-80 west approximately 60 miles to I-180. Exit south on I-180, then exit east to Cornhusker Highway and follow the instructions above.

Interviews: All media requests for interviews with Nebraska gymnasts should be directed to Ellie Fulcher, office phone: (402) 472-2263; cell phone: (402) 953-6695 at least one day in advance. The best time for in-season interviews is after practice in the practice gym. Practice is typically held from 2 to 5 p.m. at the Devaney Center. For post-meet interviews, Nebraska gymnasts and coaches are generally available on the gym floor immediately following the presentation of team and individual event awards. The best time to reach Coach Chuck Chmelka is weekdays from 9 a.m. to 1 p.m. Interviews with Coach Chmelka should be coordinated through Ellie Fulcher in the Communications Office at (402) 472-2263 or (402) 953-6695 or by e-mail at efulcher3@huskers.unl.edu.

Media Services: Pre-meet notes and media guides will be provided before each meet. Final results will be available following each meet in the press room. Press row for most Nebraska gymnastics meets is located on the south sideline of the gym floor. The Devaney Center media work room is located off the southwest corner of the floor level, across from the interview room.

Husker Gymnastics on the Internet - Huskers.com: Complete results, releases and statistics will be updated each week on the official athletic department home page at Huskers.com. Updated biographies for Nebraska gymnasts, along with current roster and schedule information is also available, along with other special features.

Social Media: The Huskers are on Facebook, X and Instagram (@HuskerMGym).

E-mailing Results: The Nebraska Communications Office will send results as time permits by e-mail.

Telephones: Nebraska provides modular telephones and wireless internet connections in the Bob Devaney Sports Center Press Room.

Photographers: All working photographers in the Bob Devaney Sports Center must display their working credentials. No flash photography is allowed in the arena.

Communications Office: The University of Nebraska Communications Office is located at 800 Memorial Stadium in the Osborne Athletic Complex located approximately one mile from the Devaney Center. Address: Nebraska Communications Office, 800 Memorial Stadium Drive, Lincoln, NE, 68588-0123.

Men's Gymnastics Office: The University of Nebraska Men's Gymnastics Office is located on the second floor of the Francis Allen Training Complex at the Bob Devaney Sports Center. Address: Nebraska Men's Gymnastics, 1600 Court Street, Lincoln, NE 68508-0651

Facility Use Restrictions

The University of Nebraska-Lincoln has an interest in protecting its facilities, property and reputation associated with its intercollegiate sports. Therefore, no person shall be permitted to access, use or photograph the arenas, facilities and other University of Nebraska intercollegiate athletic venues without first securing the permission of the Director of Athletics or his/her designee. The only exception is an individual who upon admission to a facility records an image (e.g. photograph, videotape) for his/her non-commercial personal use. In no case shall any person be permitted to use these venues for the purposes of promoting the sale or manufacture of alcohol or tobacco or the promotion of any venture associated directly or indirectly with legal or illegal gaming or gambling.

Print

Omaha World-Herald
14th & Dodge
Omaha, Neb., 68102
(402) 444-1000

WOWT (NBC, Ch. 6)
3501 Farnam
Omaha, Neb., 68131
(402) 345-9530

Lincoln Journal Star
926 P St.
Lincoln, Neb., 68508
(402) 473-7431

KPTM (Fox, Ch. 42)
4625 Farnam
Omaha, Neb., 68132
(402) 554-4286

Associated Press
14th & Dodge
Omaha, Neb., 68102
(402) 391-0031

NPM (PBS, Ch. 12)
1800 N. 33rd
Lincoln, Neb., 68503
(402) 472-3611

Daily Nebraskan
University of Nebraska
34 Nebraska Union
Lincoln, Neb., 68588
(402) 472-1765

Radio
KLIN (1400 AM)
4343 O Street
Lincoln, Neb., 68510
(402) 475-4567

Television
KLKN (ABC, Ch. 8)
3240 S. 10th
Lincoln, Neb., 68502
(402) 434-8000

ESPN (590 AM)
10714 Mockingbird Dr.
Omaha, Neb., 68127
(402) 592-5300

KOLN-TV
(CBS, Chs. 10/11)
40th and W Street
Lincoln, Neb., 68503
(402) 467-9720

KFOR (1240 AM)
3800 Cornhusker Hwy
Lincoln, Neb., 68506
(402) 483-5100

KMTV (CBS, Ch. 3)
10714 Mockingbird
Omaha, Neb., 68127
(402) 592-4330

KLMS (1480 AM)
ESPN Radio
3800 Cornhusker Hwy
Lincoln, Neb., 68504
(402) 466-1234

KETV (ABC, Ch. 7)
27th & Douglas
Omaha, Neb., 68131
(402) 978-8954

KRNU (90.3 FM)
University of Nebraska
201 Andersen Hall
Lincoln, Neb., 68588
(402) 472-3054

A photograph of two young men standing in front of a brick wall. The man on the left is wearing a white Adidas t-shirt and an orange and black jacket, looking up and to the right with a smile. The man on the right is wearing a dark blue Adidas hoodie, looking down and to the left. The text "CREATORS CLUB" is overlaid in large white letters. The background of the entire image is a repeating pattern of the words "CREATORS CLUB" in a black and white, slightly tilted font.

CREATORS CLUB

JOIN THE CLUB. GET REWARDED.

On the field, court, or campus, your creativity is our inspiration; the adidas Creators Club is the membership program that unlocks the best of adidas. Join the community today, start earning points and get rewarded.

Become a member today, checkout
adidas.com/CreatorsClub





STAFF AND ADMINISTRATION

2026 NEBRASKA MEN'S GYMNASTICS COACHES



CHUCK CHMELKA

HEAD COACH | 17TH SEASON

Coach Chmelka enters his 17th season as Nebraska's head coach prepared to lead the Huskers through their 16th season in the Big Ten in 2025. In his last 16 years as NU's head coach, he helped produce 10 top-10 NCAA finishes and 25 All-Americans. Chmelka looks to continue leading the Huskers to become one of the nation's top programs in the years to come.

In 2025, Chuck Chmelka led the team to a third place finish at the Big Ten Conference Championships. He coached them to a fourth-place finish at the NCAA Championships. He produced five All-Americans (Taylor Christopoulos, Chris Hiser, Chase Mondj, Max Odden and Asher Cohen).

In 2024, Chmelka produced five All-Americans (Taylor Christopoulos, Zac Tideman, Cooper Giles, Asher Cohen, Sam Phillips). Chmelka led the Huskers to their first regular Big Ten season title. Chmelka also coached the team to a fourth-place finish at the NCAA Championships.

In 2023, Chmelka produced three All-Americans (Taylor Christopoulos, Donte McKinney, Zac Tideman) and a fifth-place finish at the NCAA Championships. Chmelka also led the Huskers to a third place finish at the Big Ten Conference Championships.

In 2022, Chmelka produced two All-Americans (Dylan King, Donte McKinney) and a fourth-place finish at the NCAA Championships. He led the Huskers to a second-place finish at the Big Ten Championships, tying for the best finish since joining the conference.

In 2021, Chmelka produced four All-Americans (Taylor Christopoulos, Charlie Giles, Evan Kriley, Mitch Tyndall). Chmelka led the Huskers to their best conference finish since joining the Big Ten, taking second. The season was highlighted by a first-place finish at the NCAA Qualifiers and a fourth-place finish at the NCAA Finals.

In 2020, Chmelka produced one regular-season All-American (Jake Bonnay) despite the season ending early due to the coronavirus pandemic. Nebraska was on track to reach the NCAA Championship Finals for the fourth year in a row. The Huskers finished the season ranked fourth in the CGA Coaches Poll.

In 2019, Chmelka led the Huskers to their best finish since 1999, as the team finished third nationally. Chmelka produced five All-Americans who earned six All-America awards (Jake Bonnay, Charlie Giles, Khalil Jackson, Josh Martin, Anton Stephenson). He coached Anton Stephenson to his third Big Ten vault title.

In 2018, Chmelka led the Huskers to a fifth-place finish at the NCAA Championships with four All-Americans. He also developed the vault program, as Anton Stephenson placed second at the NCAA Championships and earned the gold medal at the Big Ten Championships. Chmelka also had three Huskers place in the top three at the Big Ten Championships (Anton Stephenson, Jake Bonnay, Kyle King).

In 2017, Chmelka led the Huskers to the team finals at the NCAA Championships for the first time since 1999, as Nebraska finished sixth nationally. Chmelka produced two All-Americans (Austin Epperson, Kyle King) both on floor. Additionally, Anton Stephenson claimed the vault title at the Big Ten Championships, becoming Chmelka's first conference winner and NU's first Big Ten Champion.

In 2016, the team shattered school records nearly every week, including

total team score, total floor score (twice), total pommel horse score (twice) and total high bar score. Individually, Ethan Lottman and Kyle King broke the program record on pommel horse (15.55) and floor (15.85) respectively. Daniel Leal placed second on parallel bars at the Big Ten Championships. At the NCAA Championships, the team finished seventh. Four gymnasts took home All-America honors (Ethan Lottman, Sam Chamberlain, Austin Epperson, Anton Stephenson). It was the first time since 1998 that four gymnasts brought home an All-America honors.

In 2015, Chmelka helped the Huskers overcome several health issues during the season. Junior Ethan Lottman erupted for a breakout year under Chmelka, earning All-America honors on pommel horse at the NCAA event finals. Lottman also captured the Elite 90 Award and was a CSC Academic All-American.

In 2014, Senior Wyatt Aycock led the team in the all-around, earning his second All-America honor. Over the course of the season, 15 Huskers tied or set career highs on individual events. These achievements helped pave the way for NU's eighth-place finish at the NCAA Championships.

In 2013, Chmelka produced three All-Americans (Wyatt Aycock, Grant Perdue, Sam Chamberlain). This trio became NU's 48th, 49th and 50th All-Americans since 1975. At the time, the three All-America awards were the most earned in a season for the Huskers since 1999.

In 2012, Chmelka led the Huskers to their first season in the Big Ten Conference. Under Chmelka's leadership, NU completed its inaugural Big Ten season with a 10th-place finish at the NCAA Championships paced by freshman All-American Grant Perdue.

In 2011, the Huskers continued to build by posting another top-10 national finish despite a lineup made up of primarily first- and second-year gymnasts.

In his first season as head coach, Chmelka helped the Huskers return to the national top 10 by tying for ninth with a veteran team in 2010.

Before the 2010 season, Chmelka replaced legendary NU coach Francis Allen, an icon of U.S. men's gymnastics.

Prior to becoming head coach, Chmelka served as an assistant under Allen (1986-2009), and assisted with three of the Huskers' eight national team championships. Since Chmelka joined the staff in 1986, he has coached Nissen-Emery Award winners Wes Suter (1986) and Tom Schlesinger (1988) and helped Nebraska win eight conference titles. Chmelka was named the 2007 CGA West Region Assistant Coach of the Year and was a finalist for the 2009 CGA West Region Award.

Chmelka competed at Nebraska from 1978 to 1981 and was a member of NU's first three national championship teams in 1979, 1980 and 1981.

Since 1982, Chmelka has been the program director and head coach for the Nebraska School of Gymnastics (NSG) boys' team, producing Nebraska All-Americans Dusty Jakub, Blake Bukacek, Derek Leiter, Ryan McEwen, Burkett Powell and Jason Christie. NSG athletes have competed in the Junior Pan American Games, Junior Olympic Nationals, Olympic Festival and have traveled abroad for various competitions (Junior Pacific Alliance Championships and USA vs. Canada).

After completing his eligibility at NU, Chmelka was a volunteer assistant coach while finishing his bachelor's degree in community health, which he earned in 1982. In 1988, Chmelka added a bachelor's degree in education.

An Omaha South graduate and product of Omaha Sokol and the legendary Phil Cahoy Sr., Chmelka was a high school and collegiate teammate of Husker Olympians Jim Hartung and Phil Cahoy Jr.

CAREER COACHING HIGHLIGHTS

- 40 years of collegiate coaching experience, including 17 years as a head coach and 24 years as an assistant coach
- Has coached 65 All-Americans, who combined for 140 All-America awards as a head coach and assistant coach
- Led the Huskers to nine consecutive top-five finishes at NCAA team finishes
- Coached two conference champions (Anton Stephenson, Vault, 2017, 2018, 2019; Taylor Christopoulos, Vault, 2023)
- Coached one NCAA Today's Top Ten Award winner (Anton Stephenson; 2020)
- Coached three CSC Academic All-Americans (Ethan Lottman, 2015; Anton Stephenson, 2019; Asher Cohen, 2023)
- Coached Nissen-Emery Award Winner, Taylor Christopoulos (2025)
- Coached 10 Nissen-Emery Award Finalists (T.J. Schmidt, 2009; Kyle Shanahan, 2010; Ethan Lottman, 2016; Kyle King, 2018; Anton Stephenson, 2019; Jake Bonnay, 2020; Charlie Giles Evan Kriley, 2022; Donte McKinney, 2023; Sam Phillips, 2024)

COACHING EXPERIENCE

- Nebraska Head Coach (2010-present)
- Nebraska Assistant Coach (1986-2009)

ATHLETIC HONORS

- Nebraska School of Gymnastics Program Director
- USAG Junior National Staff
- 2013 National Association of Collegiate Coaches Honor Coach Award
- 2007 CGA West Region Assistant Coach of the Year
- Three-Time National Championship Team Member (1979, 1980, 1981)
- 1981 U.S. National Team Member

ATHLETIC EXPERIENCE

- Nebraska (1978-81)

PERSONAL

- Education: Nebraska (1982)
- Family: Kim (wife); Alex (son)



JIM HARTUNG

ASSISTANT COACH | 21ST SEASON

One of gymnastics most highly decorated competitors of all time, Jim Hartung enters his 21st season as a Nebraska assistant coach in 2025. Hartung has dedicated his life to bettering the sport he loves. Over the last 33 years, Hartung has worked in all aspects of the gymnastics community from competing to judging and now coaching and has earned a level of success paralleled by few in his field.

In 2025, Hartung led the team to a third-place finish at the Big Ten Conference Championships. He coached them to a fourth-place finish at the NCAA championships. Hartung produced five All-Americans (Taylor Christopulos, Chris Hiser, Chase Mondie, Max Odden and Asher Cohen).

In 2024, Hartung assisted in leading the Huskers to their first Big Ten Regular Season title and fourth-place finish in the NCAA Championship. Additionally, Hartung helped produce five All-Americans (Taylor Christopulos, Zac Tideman, Cooper Giles, Asher Cohen, Sam Phillips).

In 2023, Hartung helped produce three All-Americans (Taylor Christopulos, Donte McKinney, Zac Tideman) and a fifth-place finish at the NCAA Championships. Hartung also aided the Big Red in a top-three finish in third place at the Big Ten Conference Championships.

In 2022, Hartung helped produce two All-Americans (Dylan King, Donte McKinney) and a fourth-place team finish at the NCAA Championships. Hartung also helped the Huskers to a second-place finish at the Big Ten Championships, tying the best finish since joining the conference.

In 2021, Hartung helped produce four All-Americans (Taylor Christopulos, Charlie Giles, Evan Kriley, Mitch Tyndall). Hartung helped the Huskers return to the NCAA Championship Finals for the fifth time in six years. The Huskers earned a fourth-place finish and five All-America honors.

In 2020, Hartung helped produce a regular-season All-American (Jake Bonnay) despite the season ending early due to the coronavirus. Hartung was on track to help the Huskers return to the NCAA Championship Finals for the fourth year in a row. The Huskers ended the season ranked fourth in the CGA Coaches Poll.

In 2019, Hartung led the Huskers to their best national finish since 1999, as the team finished third nationally. Hartung also helped produce five All-Americans (Jake Bonnay, Charlie Giles, Khalil Jackson, Josh Martin, Anton Stephenson). Hartung coached Anton Stephenson to his third Big Ten title on vault.

In 2018, Hartung led the Huskers to a fifth-place national finish. Hartung helped produce four All-Americans. He also helped Anton Stephenson to his second Big Ten vault title, and he helped three Huskers place in the top three at the Big Ten Championships (Anton Stephenson, Jake Bonnay, Kyle King).

In 2017, Hartung helped lead the Huskers to the team finals at the NCAA Championships, where they finished sixth nationally. Austin Epperson and Kyle King each earned All-America honors. Anton Stephenson claimed the Big Ten vault title at the Big Ten Championships, becoming the program's first conference champion since 2002. Hartung also helped Chris Stephenson claim NCAA Gymnast-of-the-Week

accolades.

In 2016, Hartung helped Ethan Lottman to pommel horse All-America honors. Hartung also played a vital role in freshman all-arounder Anton Stephenson's success. Stephenson placed seventh on parallel bars at the NCAA Championships and earned All-America honors. Hartung helped the Huskers to a seventh-place finish at the NCAA Championships.

In 2015, Hartung helped Ethan Lottman earn All-America honors on the pommel horse.

In his first year with the Huskers in 2006, Hartung made an immediate impact. His hands-on work ethic and knowledge of gymnastics technique brought a new level of training to the Nebraska gymnastics program.

Hartung came to the University of Nebraska as a freshman gymnast in 1979 and made an outstanding debut onto the collegiate scene under head coach Francis Allen. Hartung garnered All-America status on five of six events during his freshman season and went on to amass a total of 22 All-America awards and seven NCAA individual titles over the next three years. His accolades included a pair of all-around titles in 1980 and 1981. Hartung led the Huskers to their first four NCAA team titles and consequently became Nebraska's first Nissen-Emery Award winner in 1982. The Omaha native finished his collegiate career as the most highly decorated gymnast in Nebraska history.

His tremendous collegiate career led Hartung to the Olympics, as he was first selected to the U.S. team in 1980. Hartung repeated the honor in 1984 after graduating from NU. He helped the United States to its first and only team gold medal at the summer games in Los Angeles, California.

After competing in the Olympics as an athlete, Hartung went on to spend nearly a decade as a visitation coach for the U.S. national team and became one of the top 10 gymnastics judges in the world.

Hartung has four children, Jim, Nick, Jake and Hannah.

CAREER COACHING HIGHLIGHTS

- 21 years of collegiate coaching experience, all as an assistant coach
- Has coached 36 All-Americans, who combined for 53 All-America awards as an assistant coach
- In 2019, led the Huskers to their best national finish since 1999
- Coached two conference champions (Anton Stephenson, Vault, 2017, 2018, 2019; Taylor Christopulos, 2024)
- Coached three CSC Academic All-Americans (Stephen Tétrault, 2007, 2008; Ethan Lottman, 2015; Anton Stephenson, 2019)
- Coached Nissen-Emery Award Winner, Taylor Christopulos (2025)
- Coached nine Nissen-Emery Award Finalists (T.J. Schmidt, 2009; Kyle Shanahan, 2010; Ethan Lottman, 2016; Kyle King, 2018; Anton Stephenson 2019; Jake Bonnay 2020; Charlie Giles, Evan Kriley, 2022; Donte McKinney, 2023; Sam Phillips, 2024)

COACHING EXPERIENCE

- Nebraska Assistant Coach (2006-present)

ATHLETIC HONORS

- Two-Time U.S. Olympian
- Nissen-Emery Award (1982)
- Olympic Gold Medalist (1984)
- CGA Hall of Fame (2024)
- Seven-Time NCAA Event Champion
- Two-Time NCAA All-Around Champion (1980, 1981)
- Three-Time NCAA Still Rings Champion (1980, 1981, 1982)
- Two-Time NCAA Parallel Bars Champion (1981, 1982)
- 22 All-America Awards
- U.S. National Team Visitation Coach

ATHLETIC EXPERIENCE

- Nebraska (1979-82)

PERSONAL

- Education: Nebraska (1982)
- Family: Jim, Nick, Jake (sons) and Hannah (daughter)



JOHN ROBINSON

ASSISTANT COACH | 17TH SEASON

John Robinson enters his 17th season as a Nebraska assistant coach in 2025. Robinson handles most of the team's recruiting, marketing, fundraising and program development. His coaching methodology focuses on structured design plans and setting up competition environments in practice. Robinson has been a key contributor in producing many of the program's top gymnasts in recent years including All-Americans Wyatt Aycok, Jake Bonnay, Khalil Jackson, Donte McKinney, Griffin Kehler, Grant Perdue, 2014 Big Ten still rings medalist Robbie Kocks, and three-time Big Ten vault gold medalist Anton Stephenson.

In 2025, Robinson led the team to a third place finish at the Big Ten Conference Championships. He coached them to a fourth-place finish at the NCAA championships. Robinson produced five All-Americans (Taylor Christopoulos, Chris Hiser, Chase Mondy, Max Odden and Asher Cohen).

In 2024, Robinson assisted in leading the Huskers to their first Big Ten regular season title and fourth-place finish in the NCAA Championship. Additionally, Robinson helped produce five All-Americans Taylor Christopoulos, Zac Tideman, Cooper Giles, Asher Cohen, Sam Phillips).

In 2023, Robinson helped the Huskers to a third-place finish at the Big Ten Conference Championships, and a fifth-place finish at the NCAA Championships. Robinson also produced three All-Americans (Taylor Christopoulos, Donte McKinney, Zac Tideman).

In 2022, Robinson helped produce two All-Americans (Dillon King, Donte McKinney) and a fourth-place finish at the NCAA Championships. He also helped the Huskers to a second-place finish at the Big Ten Championships, tying the best finish since joining the conference.

In 2021, Robinson helped the Huskers to second-place finish at the Big Ten Championships and a fourth-place finish at the NCAA Championships. He also helped produce four All-Americans (Taylor Christopoulos, Charlie Giles, Evan Kriley, Mitch Tyndall) for five All-America honors.

In 2020, Robinson was on track to help the Huskers return to the NCAA Championship Finals for the fourth year in a row before the season ended early due to the coronavirus pandemic. Robinson helped produce one regular-season All-American (Jake Bonnay).

In 2019, Robinson helped lead the Huskers to their best national finish since 1999, as the team finished third nationally. He also helped produce five All-Americans (Jake Bonnay, Charlie Giles, Khalil Jackson, Josh Martin, Anton Stephenson). Robinson also coached Anton Stephenson to his third Big Ten title on vault.

In 2018, Robinson helped the team to a fifth-place finish at the NCAA Championships. Robinson also helped produce four All-Americans, and aided the development of the vault program, as Anton Stephenson placed second at the NCAA Championships. Robinson also aided three Huskers (Anton Stephenson, Jake Bonnay, Kyle King) to top-three finishes at the Big Ten Championships.

In 2017, Robinson helped the Huskers advance to the team finals at the NCAA Championships where the team finished sixth nationally. Austin Epperson and Kyle King each earned All-America honors. Additionally,

Anton Stephenson claimed the conference vault title at the Big Ten Championships becoming the program's first conference champion since 2002. Robinson also helped Chris Stephenson claim NCAA Gymnast-of-the-Week accolades.

In 2016, Robinson helped produce Big Ten medalist Daniel Leal who placed second at the Big Ten Championships on parallel bars with a career-high score of 15.425. It was the Huskers' second conference medal since joining the Big Ten.

Robinson joined the Nebraska men's gymnastics coaching staff in 2011. A former Husker gymnast, Robinson competed in the all-around for three of his four seasons at Nebraska. He was a four-year letterman at NU (2007-10).

A native of North Carolina, Robinson was a Husker leader for four seasons. As a senior, Robinson was named Nebraska's Hartung Award winner. He also earned a spot in the finals at the 2010 Winter Cup - only the second Husker ever to do so. Robinson was also the Mountain Pacific Sports Federation Gymnast of the Week on Feb. 2, 2010, after earning the individual all-around title against Minnesota and Air Force on Jan. 30. Robinson's senior season was cut short by a hand injury.

Robinson competed as an all-arounder at the 2008 NCAA Championships before earning Nebraska's Most Improved Gymnast Award as a sophomore.

In his first season at Nebraska in 2007, Robinson competed in every meet, including the NCAA Qualifier.

He came to Nebraska as a product of Weyandt's Gymnastics Academy in Charlotte, N.C. He was a six-time Junior Olympic national qualifier and a three-time North Carolina state champion.

Robinson earned his bachelor's degree in marketing from Nebraska in 2010.

Robinson is married to former Scarlet, Rachel Russell. The couple has two daughters, Elizabeth (Ellie) and Finley, and one son, Brecken.

CAREER COACHING HIGHLIGHTS

- 16 years of collegiate coaching experience, all as an assistant coach
- Has coached 32 All-Americans, who combined for 42 All-America awards as an assistant coach
- In 2019, led the Huskers to their best national finish since 1999
- Coached two conference champions (Anton Stephenson, Vault, 2017, 2018, 2019; Taylor Christopoulos, Vault, 2023)
- Coached three CSC Academic All-American (Ethan Lottman, 2015; Anton Stephenson, 2019; Asher Cohen, 2023)
- Coached Nissen-Emery Award Winner, Taylor Christopoulos (2025)
- Coached four Nissen-Emery Award Finalists (Ethan Lottman, 2016; Kyle King, 2018; Anton Stephenson, 2019; Jake Bonnay, 2024 Sam Phillips)

COACHING EXPERIENCE

- Nebraska Assistant Coach (2011-present)

ATHLETIC HONORS

- NCAA All-Around Competitor
- MPSF Gymnast of the Week (Feb. 2, 2010)
- Winter Cup Finalist (2010)
- Nebraska's Hartung Award Winner (2010)
- Nebraska's Most Inspirational Gymnast (2009)
- Nebraska's Most Improved Gymnast (2008)
- Four-Time Nebraska Letterman
- Six-Time Junior Olympic National Qualifier
- Three-Time North Carolina State Champion

ATHLETIC EXPERIENCE

- Nebraska (2007-10)

PERSONAL

- Education: Nebraska (2010)
- Family: Rachel (wife); Ellie, Finley (daughters); Brecken (son)



MEN'S GYMNASTICS SUPPORT STAFF



Kelse Johnson
Athletic Counselor



Meg Gross
Director of Creative and
Emerging Media Intern



Keith Zimmer
Executive Associate AD -
Life Skills



Ross Mathiasen, MD
Team Physician, Chief
Medical Director



Karin Fusco
Men's Gymnastics
Director of Operations



Ali Wroblewski
Academic Specialist



Jacob Luiken
Men's Gymnastics Athletic
Trainer



Christopher Marullo
Assistant Ticket Manager



Nolan Chambers
Assistant Equipment
Manager



Ellie Fulcher
Athletic Communications



Jon Pfeifer
Strength Coach



Melanie Gentrup
HuskerVision
Assitant Live Events
Producer



Clark MacLean
Director of Event
Management



Katie Coil
Assistant Director
of Marketing & Fan
Experience

ATHLETIC DEPARTMENT ADMINISTRATION



Haven Fields
Deputy AD - Chief Operating
Officer



Eric Haynes
Executive Associate AD/
Facilities



Seth Dorsey
Deputy A.D./Internal
Operations and Chief
Financial Officer



Kristen Brown
Executive Associate AD/
Senior Woman Administrator



Dennis Leblanc
Executive Associate A.D./
Student Services



Patricia Peterson
Senior Associate A.D./
Compliance



Tyler Kai
Deputy AD - Revenue
Generation



Matt Davidson
Senior Associate AD - Event
Management & Operations



Kortne Gosha
Senior Associate AD - Capital
Planning



Brandon Meier
Senior Associate AD -
Marketing & Multimedia



Keith Mann
Senior Associate AD -
Communications



Jonathan Bateman
Associate AD - Administration



Nebraska's athletic administration is located in the North Stadium Osborne Athletic Complex at Memorial Stadium.

UNIVERSITY ADMINISTRATION



TROY DANNEN

ATHLETIC DIRECTOR | 2ND YEAR
NORTHERN IOWA | 1989

HUSKER ATHLETIC DIRECTORS

1928-1931	H.D. Gish
1932-1936	Dana X. Bible
1937-1942	Lawrence McConney
	"Biff" Jones
1942-1947	A.J. Lewandowski
1948-1953	George "Potsy" Clark
1954-1960	J.W. "Bill" Orwig
1961*	Charles Miller & Joseph Soshnik
1962-1966	W.H. "Tippy" Dye
1967-1992	Bob Devaney
1993-2002	Bill Byrne
2003-2007	Steve Pederson
2007-2012	Tom Osborne
2013-2017	Shawn Eichorst
2017-2021	Bill Moos
2021-2024	Trev Alberts
2024-Present	Troy Dannen

*Interim Co-Directors

An experienced leader in collegiate athletics with a strong Midwestern background, Troy Dannen is in his second year as Nebraska's Director of Athletics. Dannen guides Nebraska's 24-sport athletic department that ranks among the nation's most successful programs both athletically and academically.

Nebraska Athletics has enjoyed success since Dannen arrived in Lincoln in March of 2024. During the 2024-25 athletic year, five Husker teams finished in the top four nationally, including volleyball, wrestling, men's gymnastics and bowling. The volleyball program reached the Final Four, while the wrestling team posted its highest

finish in school history with a national runner-up showing and had multiple national champions for the first time since 1984. The softball program won its first NCAA regional since 2014 while baseball repeated as Big Ten Tournament champions. Overall, Nebraska finished 21st in the final 2024-25 Learfield

Director's Cup, the program's highest finish since 2010.

In the spring of 2024, the Husker baseball team won its first Big Ten tournament title, and the men's track team won the Big Ten Outdoor Championships. The men also had their best NCAA Championship showing since 2016 with a 13th-place finish. The women's track team posted their second straight top-10 NCAA finish and placed ninth at the national meet.

Dannen has long been a leader in charting the course for the future of college athletics and that continues at Nebraska. In May of 2025, Dannen was appointed to the College Football Playoff Selection Committee, continuing his impact on the national level. He served from 2021 to 2023 as a member of the NCAA Constitution Committee and the Division I Transformation Committee. He also previously served as chair of the NCAA Football Competition Committee and was an Executive Committee member of the Football Oversight Committee. In total, Dannen has served on seven NCAA committees. In 2022, Dannen was a finalist for Sports Business Journal's Athletic Director of the Year award, and he received the Distinguished American Award from the Sugar Bowl Chapter of the National Football Foundation.

Dannen came to Lincoln after serving as Director of Athletics at the University of Washington. He helped guide the Huskies' transition to the Big Ten Conference and oversaw a football program that reached the College Football Playoff National Championship Game in January of 2024. He arrived at Washington in the fall of 2023 after serving as Director of Athletics at Tulane University since 2015. While at Tulane, Green Wave student-athletes earned 49 All-America honors, a national championship, 21 conference championships and 41 postseason appearances.

In 2022-23, Tulane football won its first American Athletic Conference football championship and won the Cotton Bowl over USC, which was ranked ninth in the nation at that time. The men's basketball program won 20 regular-season games for the first time in two decades. Additionally, men's tennis advanced to its sixth NCAA Tournament in seven years, both bowling and beach volleyball finished ranked in the top 20, and baseball won the conference championship.

Tulane's football program participated in an unprecedented three consecutive bowl games from 2018 to 2020, winning back-to-back bowl games for the first time in 128 years of football at the University. In the classroom, Tulane student-athletes excelled at a high-level. At the end

of the 2022-23 academic year, over 68 percent of Green Wave student athletes earned a 3.0 GPA or better, with a 93 percent Graduation Success Rate and a record-setting department Academic Progress Report of 992, with seven teams earning a perfect 1000 APR score.

Dannen spearheaded fundraising efforts and numerous capital projects at Tulane. He helped secure the largest unrestricted gift in Tulane Athletics history, an endowment gift that funded the operation of a new sport (sailing), and a \$10 million lead gift for capital renovations, which was the second largest gift in department history. In addition, marketing and licensing revenue grew four-fold, and in 2022-23, Tulane football, basketball and volleyball set ticket sales and revenue records. Under Dannen's leadership, the Green Wave Club Annual Fund grew by 40 percent in terms of donors, and 45 percent in terms of dollars.

Increases in fundraising and major gift donors positively impacted capital project development and completion. A \$13 million renovation to the Reilly Natatorium, home of the swimming and diving program, as well as \$8 million in renovations to locker rooms and the sports medicine area inside the Wilson Center were completed in 2023. Dannen also oversaw construction of a new dining facility, weight room, basketball and volleyball locker rooms. Tulane also completed a \$2.4 million academic center renovation and a \$5 million television and digital production center.

Dannen came to Tulane after serving eight years as the Director of Athletics at the University of Northern Iowa (UNI) from 2008 to 2015. During his tenure, the Panthers enjoyed success at both the conference and national levels, highlighted by an NCAA Sweet 16 appearance in 2010 by the UNI men's basketball team. During his eight-year tenure, UNI was recognized with 39 All-Americans, 13 Coaches of the Year and nine Missouri Valley Conference (MVC) Players of the Year. UNI football, men's basketball, women's basketball, volleyball and softball combined to reach 15 NCAA tournaments and 20 postseason berths during that stretch. For his efforts, Dannen was recognized as NACDA's FCS Athletic Director of the Year in 2014.

Prior to his time at UNI, Dannen served as the Iowa Girls High School Athletic Union's Executive Director for seven years, overseeing 400 high schools and 10 sports.

Dannen grew up on a farm just outside Marshalltown, Iowa, and graduated from UNI in 1989 with a degree in communications. He is married to Amy and has four children: Elizabeth, William, Emily and Holly



UNIVERSITY ADMINISTRATION



RODNEY BENNETT

CHANCELLOR | 3RD YEAR
TENNESSEE STATE | 1996

Dr. Rodney D. Bennett serves as the 21st Chancellor of the University of Nebraska-Lincoln (UNL), a comprehensive public flagship, land-grant, Research 1 institution of approximately 24,000 students, with robust research and extension services throughout the state. UNL is accredited by the Higher Learning Commission, and its studentathletes compete at the NCAA Division I level in the Big Ten Conference.

Since his arrival on campus in July 2023, Dr. Bennett has led UNL

in achieving increases in student enrollment and retention; ongoing growth in sponsored research awards; advancements in national rankings for academic excellence and student success; innovative research and academic program development; enhancements to shared governance processes; significant progress in fundraising and external outreach; investments to improve the quality of student life and the workplace environment for faculty and staff; and the implementation of changes to eliminate a historic budget deficit.

Prior to his tenure at UNL, Dr. Bennett served nearly ten years as President of The University of Southern Mississippi (USM), a comprehensive public research institution of approximately 14,000 students with campuses in South Mississippi and along the Mississippi Gulf Coast. Under his leadership, USM achieved R1 status; reached significant fundraising milestones; increased its annual economic impact; expanded operations along

the Mississippi Gulf Coast; supported innovations in healthcare; invested in new faculty positions, student success programming, and capital improvements; and increased access to quality education and research programs. USM became one of only fourteen R1 institutions in the nation that compete at the NCAA Division I level and maintain accreditation in all four major areas of the Arts.

Dr. Bennett previously served more than a decade in senior level positions at the University of Georgia in Athens, where he chaired the institution's NCAA certification review and self-study process; completed more than \$150 million in facilities projects; re-established the Dean of Students office after more than two decades; enhanced on-campus student health and counseling services; and managed oversight of robust student programs and support services for an enrollment of more than 34,000.

Throughout his career, Dr. Bennett has demonstrated a strong commitment to community leadership and service, including board membership for the Lincoln Chamber of Commerce; Nebraska Innovation Campus; Mississippi Aquarium; The First Bank (Hattiesburg); the Classic Center Cultural Foundation and Authority Board (Athens); the Northeast Georgia Girl Scouts of America; Catholic Health East (Philadelphia); and St. Mary's Health Care System (Athens). As USM President, Dr. Bennett chaired the athletic conference board and served as a founding member of the Board of Managers for the College Football Playoff national championship. He is a member of Kappa Alpha Psi Fraternity, Inc., and Past Sire Archon for Sigma Pi Phi Fraternity, The Boulé.

Dr. Bennett holds a Doctor of Education in Educational Administration from Tennessee State University and specialist, master's, and bachelor's degrees from Middle Tennessee State University. Dr. Bennett's wife, Temple, is a member of The Links, Inc., an international women's social and public service organization founded on the principles of friendship and service, and Delta Sigma Theta Sorority, Inc. She holds a Master of Business Education and a Bachelor of Business Administration from Middle Tennessee State University. The couple has two adult daughters, Colby and Logan.



SCOTT FUESS, JR.

FACULTY ATHLETICS
REPRESENTATIVE
7TH YEAR
DELAWARE | 1982

Scott M. Fuess Jr. is in his fifth year as Nebraska's Faculty Athletics Representative, having started on July 1, 2020.

As faculty athletics representative, Fuess serves as a liaison between the Office of the Chancellor and Athletic Department. He also serves on the Athletic Department's Executive Staff. His areas of focus in the role include the welfare of student-athletes, NCAA and Big Ten Conference compliance, maintaining the positive relationship between athletics and faculty, developing and responding to NCAA legislative proposals and representing the university at related NCAA and Big Ten Conference meetings.

The half-time position - which was restructured to an expected term of five years - reports directly to the University of Nebraska System President and consults with Director of Athletics Troy Dannen. He splits time between faculty representative duties and academic responsibilities. Fuess, the Steinhart Distinguished Professor of Business and former chair of the College of Business' economics department, has worked at the University of Nebraska-Lincoln since 1986.

He serves on the Faculty Senate's Intercollegiate Athletics Committee, having chaired the committee for 2018-19 and a sub-committee in 2017-18. He also has served on numerous Big Ten Conference committees, including the Sports Management Committee, the Compliance and Reinstatement Committee and the Legislative Review Committee.

For 2022-23 he served as Chair of the B1G Compliance and Reinstatement Committee. Fuess earned a bachelor's degree from the University of Delaware, as well as master's and doctoral degrees from Purdue University.

His research interests are labor economics, the economics of collegiate sports, and the economy of Japan.

He has earned numerous "Distinguished Teaching" awards. In 2016 he received the UNL College of Business "Distinguished Service" award.

UNIVERSITY ADMINISTRATION



**JEFFERY P.
GOLD**

PRESIDENT | 2ND YEAR
CORNELL UNIVERSITY | 1974

Jeffrey P. Gold, M.D., became the ninth president of the University of Nebraska System on July 1, 2024, following a national search by the Board of Regents.

As president, Gold leads a four-campus university system that enrolls nearly 50,000 students and employs 16,000 faculty and staff on campuses in Lincoln, Omaha and Kearney, plus academic divisions and research and extension centers across the state. He serves as chief spokesman and chief executive officer for the system, which operates on a \$3 billion annual budget and includes a flagship Big Ten institution, a world-renowned academic health sciences center, Division I athletics programs, and preeminent institutes focused on water and agriculture, national security and defense, infectious disease and early childhood education.

He is a nationally recognized higher education and health care leader and advocate. He was the chancellor of the University of Nebraska Medical Center (UNMC) and board chair for the Nebraska Medicine Health System from 2014 to 2024. As UNMC's chief operating officer, Dr. Gold was responsible for all aspects of campus leadership, program quality and operation – including 7 colleges, 37 institutes and centers, 5,429 faculty and staff and 4,700 health professions students.

In July 2021, Dr. Gold was named the Provost and Executive Vice President of the University of Nebraska System in addition to his ongoing UNMC/Nebraska Medicine responsibilities. In this role, he served as the chief academic officer of the University of Nebraska System and liaison to the Board of Regents for academic affairs. From May 2017 through June 2021, Dr. Gold served as the chancellor of the University of Nebraska at Omaha, the state's only public metropolitan university – a role he held concurrently with being UNMC's chancellor.

He holds tenured faculty appointments in UNMC's College of Medicine and in the College of Public Health, where his research interests in health care policy, population health and epidemiology are concentrated. He has authored over 200 peer-reviewed manuscripts, 350 national presentations, 40 books and chapters and engaged in over 300 invited professorships and keynote presentations.

Dr. Gold is a first-generation student; he graduated from the Cornell University College of Engineering with a bachelor's degree in Theoretical and Applied Mechanics. He earned his M.D. from the Weill Cornell College of Medicine and completed his general surgery residency at The New York–Presbyterian Hospital and Memorial Sloan Kettering Cancer Center. He completed his cardiothoracic surgical fellowship training at the Brigham and Women's Hospital in Boston, with additional training in pediatric cardiac surgery at the Boston Children's Hospital, both of the Harvard Medical School.

He has been certified by the American Board of Surgery and by the American Board of Thoracic Surgery, specializing in adult and pediatric cardiac surgery. Dr. Gold is licensed in Nebraska, Ohio, New York and New Jersey.

Dr. Gold leads several key economic development boards for the State and the University System, including the Greater Omaha Chamber, University Tech Development Corp, the University Tech Transfer Corp, and UNeTech Corp.

His national leadership roles have included more than 50 national professional committees and more than 100 national organizations, volunteer boards, government and public health councils.

He has worked extensively with national- and state-level elected and appointed governing and administrative bodies as an advisor and trusted resource in the areas of higher education, research and clinical care.

Dr. Gold has been married for more than 50 years to a medical school classmate. They have two adult children and two grandchildren.

UNIVERSITY BOARD OF REGENTS

The Board of Regents consists of eight voting members elected by district for six-year terms, and four non-voting student Regents, one from each campus, who serve during their tenure as student body president. The board supervises the general operations of the university, and the control and direction of all expenditures. The board also includes a corporation secretary who manages all records including agendas, minutes, notices, policies and bylaws. Those documents can be found on the web at nebraska.edu/board.

The board meets regularly, primarily in Lincoln but also in Omaha and greater Nebraska. Persons wishing to provide information to the board or to appear before it should contact: Corporation Secretary, University of Nebraska, Varner Hall, 3835 Holdrege, Lincoln, NE 68583.

UNIVERSITY BOARD OF REGENTS



Timothy Clare
District 1



Jack Stark
District 2



Jim Scheer
District 3



Elizabeth O'Connor
District 4



Robert Schafer
District 5



Paul Kenney
District 6



Kathy Wilmot
District 7



Barbara Weitz
District 8



Sam Schroeder
Nebraska-Kearney



Libby Wilkins
Nebraska-Lincoln



Brock Calamari
Nebraska-Medical Center



Drew Leisy
Nebraska-Omaha

2026 HUSKER MEN'S GYMNASTICS


CAPTAINS



ASHER COHEN



LUKE JAMES



MAX ODDEN

MEET THE HUSKERS

2026 NEBRASKA MEN'S GYMNASTICS CAPTAINS: XXXXX

ASHER COHEN

SR. | 5-4 | ALL-AROUND
LAKEWOOD, COLORADO | 5280 GYMNASTICS



SEASON HIGHS

Season	FX	PH	SR	V	PB	HB	AA
2023	--	--	13.85	--	14.166	--	--
2024	--	--	14.05	--	14.10	--	--
2025	--	--	14.45	--	--	--	--
Career	--	--	14.45	--	14.166	--	--

CAREER HONORS & AWARDS

- » 2x All-American (2025: Rings, 7th; 2024: Rings, (6th))
- » 2025: Still Rings; 2024: Still Rings, Parallel Bars; 2023: Rings, Parallel Bars))
- » Big Ten Still Rings Silver Medalist (2025)
- » Second-Team All-Big Ten (2025)
- » NCAA Team Finals Competitor (2025: Still Rings; 2024: Still Rings, Parallel Bars; 2023: Rings, Parallel Bars))
- » NCAA Team Qualifiers Competitor (2025: Still Rings; 2024: Rings, Parallel Bars; 2023: Rings, Parallel Bars)
- » Individual Titles (Parallel Bars: 2/17/24; Still Rings: 3/21/25)
- » Team Captain (2025/2026)
- » 2021 Junior Olympic National Championships (Rings: 1st Place; All-Around: 8th Place)
- » 2021 USA Championships (Floor, Pommel Horse: 4th Place; All-Around: 8th Place)

ACADEMIC AWARDS

- » CGA All-America Scholar-Athlete (2024)
- » CSC Academic All-District (2024, 2025)
- » Big Ten Distinguished Scholar (2024, 2025)
- » Academic All-Big Ten (2024, 2025)
- » Chi Alpha Sigma Honor Society (2025)
- » Nebraska Scholar-Athlete Honor Roll (Fall 2022, Spring 2023, Spring 2024, 2025)
- » Tom Osborne Citizenship Team (2023, 2024, 2025)

2025 (JUNIOR)

Asher Cohen opened his junior season in a dual meet with Cal and Oklahoma. He competed in the still rings, where he logged a 12.85. He later improved his scores to what became his personal best in the event at the Michigan meet. He earned a 14.45 for his first individual title of the season.

Cohen pulled out notable performances in the conference and NCAA Championships. On the still rings, he earned a silver medal in the individual finals at the 2025 Big Ten Championships. Cohen displayed exemplary skills on the rings for the team finals through a 14.00-point performance. He grabbed the first qualifying spot for the 2025 NCAA Championships, where he later went on to nab the first-place spot in the qualifiers with a 14.20.

The team captain from Lakewood, Colo., received his second All-American award on rings by posting 13.933 for seventh place at the NCAA Championships. In his third year as a Husker, Cohen received second-team All-Big Ten honors.

In the classroom, Cohen was named to the Academic All-Big Ten list and the Nebraska Scholar-Athlete Honor Roll. He was also a member of the Tom Osborne Citizenship Team.

2024 (SOPHOMORE)

Cohen competed in every meet for the Huskers en route to his first All-

American honor as he placed sixth on rings at the NCAA Championships. His best score on the season came against Army and Greenville where he had a 14.10 on the parallel bars, and he also set a career best for the rings with a score of 14.05 in the Huskers' against Illinois. Additionally, Cohen scored a 13.966 in the NCAA Qualifiers to put together a strong fourth-place finish.

Cohen was also a member of the Academic All-Big Ten Team and was named to the Tom Osborne Citizenship Team.

2023 (FRESHMAN)

Asher Cohen competed regularly for the Huskers on the rings and parallel bars. His season high and personal best on the parallel bars came at the NCAA Qualifiers, with a score of 14.166. Cohen also logged a high score of 13.85 on the rings in a meet against Michigan on February 4, 2023.

Cohen excelled outside the gym, earning a spot on the Nebraska Scholar-Athlete Honor Roll, as well as the Tom Osborne Citizenship Team.

BEFORE NEBRASKA

Cohen competed for 5280 Gymnastics under Head Coach Vladimir and Sasha Artemev, and Irina Bendassova. The Lakewood, Colo. native competed at the 2021 USA Championships where he placed fourth on floor and pommel horse and 10th in the all-around competition. At the 2021 Junior Olympic National Championships, Cohen finished first on rings and eighth in the all-around competition.

PERSONAL

Asher is the son of Matt and Terri Cohen. He has two older brothers, Jacob and Duncan, and one younger sister, Chloe. Cohen's major is biological sciences.



LUKE JAMES

CAPE TOWN, SOUTH AFRICA | CITY OF BIRMINGHAM GYMNASTICS CLUB

SR. | 5-8 | ALL-AROUND



SEASON HIGHS

Season	FX	PH	SR	V	PB	HB	AA
2023	14.40	--	--	14.45	--	--	--
2024	14.60	--	--	14.75	--	--	--
2025	13.95	--	--	14.20	--	--	--
Career	14.60	--	--	14.75	--	--	--

CAREER HONORS & AWARDS

- » NCAA Team Finals Competitor (2025: Floor, Vault; 2024: Floor, Vault; 2023: Floor, Vault)
- » NCAA Team Qualifiers Competitor (2025: Floor, Vault; 2024: Floor, Vault; 2023: Floor, Vault)
- » Individual Titles (Floor: 1/31/25, 3/10/24; Vault: 3/26/24)
- » Team Captain (2025/2026)

ACADEMIC AWARDS

- » CGA All-America Scholar-Athlete (2024; 2025)
- » Academic All-Big Ten (2024, 2025)
- » Chi Alpha Sigma Honor Society (2025)
- » Arthur Ashe Jr. Sports Scholar (2024)
- » Nebraska Scholar-Athlete Honor Roll (Fall 2023, Spring 2023, Spring 2024, 2025)
- » Tom Osborne Citizenship Team (2023, 2024, 2025)

2025 (JUNIOR)

Luke James took home an individual title on floor exercise at the Illinois meet, scoring a 13.60. James earned a 13.95 on floor at Michigan and hit a 14.20 career high on vault five times this season, including at the Big Ten and NCAA competitions.

In the classroom, he earned a spot on the Tom Osborne Citizenship Team and the Academic All-Big Ten Team and was on the Nebraska Scholar-Athlete Honor Roll during the fall.

2024 (SOPHOMORE)

James was a regular competitor for the Huskers in the floor exercise and the vault. James set a career best in the floor exercise against Illinois with a 14.60 and in the vault against Ohio State with a 14.75, taking home an individual title in both of these events. Outside of the gym, James was a member of the Nebraska Scholar-Athlete Honor Roll and the Academic All-Big Ten team.

2023 (FRESHMAN)

James had a strong season, competing on both floor and vault for the Huskers. He set two career bests in a meet with Oklahoma and Simpson College, when he earned a 14.40 on the floor and a 14.45 on the vault. James went on to compete in the NCAA Qualifiers and the NCAA Championships.

James earned a spot on the Nebraska Scholar-Athlete Honor Roll, as well as the Tom Osborne Citizenship Team for his dedication to service in the Lincoln community.

BEFORE NEBRASKA

James, a native from Cape Town, South Africa, trained at the City of Birmingham Gymnastics Club under head coach Lee Woolls.

PERSONAL

Luke is the son of Chris and Mandy James. Luke has one older sister, Robyn. James is a mechanical engineering major.



NATHAN YORK

SR. | 5-8 | ALL-AROUND
PLAINFIELD, ILLINOIS | PREMIER WEST GYMNASTICS



SEASON HIGHS

Season	FX	PH	SR	V	PB	HB	AA
2023	14.45	13.85	--	--	--	--	--
2024	14.00	14.35	--	--	--	--	--
2025	13.975	13.95	--	14.45	14.15	--	--
Career	14.45	14.35	--	14.45	14.15	--	--

CAREER HONORS & AWARDS

- » NCAA Team Finals Competitor (2025: Floor, Pommel Horse, Parallel Bars; 2024: Vault, Pommel Horse; 2023: Floor, Pommel Horse)
- » NCAA Team Qualifier Competitor (2025: Floor, Pommel Horse, Vault; 2024: Vault, Pommel Horse; 2023: Floor, Pommel Horse)
- » Big Ten Floor Silver Medalist (2025)
- » Big Ten Bronze Medalist (Floor)
- » Second-Team All-Big Ten (2024, 2025)
- » Individual Titles (Parallel Bars: 1/31/25, 2/15/25; Vault: 2/15/24)
- » 2021 National Championships (Floor: 5th Place; Pommel Horse: 6th Place)
- » 2021 USA Championships (Pommel Horse: 3rd Place; All-Around, Horizontal Bar: 4th Place)
- » 2019 National Championships (Floor: 5th Place, Pommel Horse: 6th Place)

ACADEMIC AWARDS

- » Academic All-Big Ten (2024,2025)
- » Nebraska Scholar-Athlete Honor Roll (Fall 2023, Spring 2023, 2024, 2025)
- Tome Osborn Citizenship Team (2023, 2024, 2025)

2025 (JUNIOR)

Nathan York was a mainstay in the floor, pommel horse, vault and parallel bars lineups. York excelled on vault and parallel bars, claiming individual titles in both events.

At the Big Ten Individual Finals, York posted a career high of 13.975 on floor, earning the silver medal and a Second-Team All-Big Ten honor for the second consecutive time. At the Illinois meet, York earned his first event title on parallel bars, putting up a 13.70. The Illinois native earned three top-three finishes, taking second on pommel horse with a career high of 13.95. York continued his success against Greenville, placing first on vault with a career high of 14.45 and parallel bars with a 14.15 to earn titles in two consecutive meets.

2024 (SOPHOMORE)

York competed in every competition for Nebraska and set a career best on the pommel horse with a 14.35 in NU's win over Illinois. He competed in the pommel horse and the floor exercise in the NCAA Qualifiers. York received Second-Team All-Big Ten this season and was a Big Ten bronze medalist for the floor exercise.

2023 (FRESHMAN)

York was a regular competitor for the Huskers on the floor and pommel horse. He notched a career high score of 14.45 on the floor at the Big Ten Championships, earning him a bronze medal. He was named Second Team All-Big Ten. York went on to compete at the NCAA Championships, placing in the top 20 in both floor and pommel horse and helping the Huskers to a fifth place national finish.

BEFORE NEBRASKA

York competed for Premier West Gymnastics under Head Coach

Dave Masciola. The Plainfield, Illinois native qualified for the 2021 USA Championships, finishing third on pommel horse and fourth on horizontal bar and in the all-around competition. At the 2021 National Championships, York prevailed to earn fifth place on floor and sixth place on pommel horse. York was also named a 2020 Windy City Regional Team member.

PERSONAL

Nathan is the son of Jeff and Christy York. He has 3 sisters, Brooklynn, Autumn, and Avery. York is a nutritional science and dietetics major.



JACK CRITZ

JR. | 5-5 | FX, SR, VT, PB, HB
HUNTINGTON BEACH, CALIFORNIA | SCATS GYMNASTICS



SEASON HIGHS

Season	FX	PH	SR	V	PB	HB	AA
2023	--	--	--	--	--	--	--
2024	--	--	--	--	--	--	--
2025	--	--	13.40	--	13.05	--	--
Career	--	--	13.40	--	13.05	--	--

CAREER HONORS & AWARDS

» 2021 Junior Olympic National Championships: Around, High Bar, Parallel Bars, Still Rings (1st Place); Vault (2nd Place)

ACADEMIC AWARDS

- » Nebraska Scholar-Athlete Honor Roll (Fall 2022, Spring 2023, Spring 2024, 2025)
- » Academic All-Big Ten (2025)
- » Tom Osborne Citizenship Team (2024, 2025)

2025 (REDSHIRT SOPHOMORE)

Critz made his Husker debut on still rings against Greenville, placing third. The redshirt sophomore also competed on the high bar, posting a 13.05 on the apparatus.

2024 (REDSHIRT)

Outside of the gym, Jack Critz was active in the community as he earned a spot on the 2024 Tom Osborne Citizenship Team

2023 (FRESHMAN)

Jack Critz excelled in the classroom, earning spots on the Nebraska Scholar-Athlete Honor Roll for both the fall and spring semesters.

BEFORE NEBRASKA

Critz competed for SCATS Gymnastics under Head Coach Grigor Chalikyan. The Huntington Beach, Calif. native competed in the 2021 Junior Olympic National Championships where he placed first in the all-around competition, still rings, parallel bars, and the horizontal bar. He also earned a second-place finish on vault.

PERSONAL

Jack is the son of Timothy and Carla Critz. He has one older brother, Stefan, and a younger sister, Rachel. Jack is majoring in English.



CHASE MONDI

JR. | 5-9 | ALL-AROUND
LAWRENCE, KANSAS | EMERALD CITY GYMNASTICS



SEASON HIGHS

Season	FX	PH	SR	V	PB	HB	AA
2024	14.60	--	--	14.85	--	11.90	--
2025	14.40	--	--	14.65	--	11.90	--
Career	14.60	--	--	14.85	--	--	--

CAREER HONORS & AWARDS

- » 1x All-American (2025: Floor (2nd))
- » NCAA Team Finals Competitor (2024: Floor, Vault)
- » NCAA Team Qualifiers Competitor (2024: Floor, Vault)
- » CGA Regular-Season All-American (2025: Floor, Vault)
- » CGA Freshman of the Week (4/03/24)
- » Big Ten Freshman of the Week (2/12/24)
- » Individual Titles (Floor: 2/15/25, 2/28/25; Vault: 3/16/25, 3/21/25)

ACADEMIC AWARDS

- » Academic All-Big Ten (2025)
- » CGA All-America Scholar-Athlete (2024)
- » Nebraska Scholar-Athlete Honor Roll (Fall 2023, Spring 2024, 2025)
- » Tom Osborne Citizenship Team (2024, 2025)

2025 (SOPHOMORE)

Chase Mondy had a superb sophomore season, earning his first All-American honors after taking home silver on floor with a career high of 14.66. Mondy was deemed a CGA Regular Season All-American after being nationally ranked first on the floor. He also competed on vault for the Huskers, posting a 14.65 at the Michigan meet. The Lawrence, Kan., native earned two event titles on both events for a total of four titles this season. Mondy also competed on high bar for NU grabbing a career high of 11.90 at the Greenville meet.

Outside of the gym, he was on the Nebraska Scholar-Athlete Honor Roll in the fall, an Academic All-Big Ten honoree and a Tom Osborne Citizenship Team member.

2024 (FRESHMAN)

Mondy had an impressive freshman campaign as he was named both a CGA and Big Ten Freshman of the Week after the Huskers' meet against Michigan. Mondy competed on both vault and floor in his third appearance as an NCAA collegiate athlete in his debut Husker season. On the floor exercise, the Lawrence, Kan., native headlined the event taking second overall, tying his career-best score in his rookie season (13.90). On vault, Mondy took sixth (14.60) and helped the Huskers match the current team record for the vault set back in 2018 at 73.200. Mondy competed regularly during the season, setting personal bests in the floor exercise with a 14.60 against Ohio State and a 14.85 in the vault.

Outside of the gym, Mondy was a member of the Tom Osborne Citizenship Team.

BEFORE NEBRASKA

Mondy competed for Emerald City Gymnastics under Head Coach Mike Thomas and Steve Glickley. The Lawrence, Kan. native is a 2021 National Champion on floor, a four-time level ten Kansas State Champion in the all-around, 2021 all-around regional champion, and a 2022 Elite Team Cup Champion on vault. Mondy also is a four-time Academic All-American, in addition to being a two-time Region Three Elite team member.



ALEX NITACHE

JR. | 5-10 | ALL-AROUND
KNOXVILLE, TENNESSEE | GYMTEK ACADEMY



SEASON HIGHS

Season	FX	PH	SR	V	PB	HB	AA
2024	--	--	--	14.85	12.85	--	--
2025	13.45	11.30	12.45	14.50	13.90	13.45	77.60
Career	13.45	11.30	12.45	14.85	13.90	13.45	77.60

CAREER HONORS & AWARDS

- » U.S. Senior Men's National Team Member (2025)
- » NCAA Team Finals Competitor (2025: Vault)
- » NCAA Team Qualifier Competitor (2025: Vault)
- » 2025 Winter Cup Silver Medalist (Vault)
- » 2x Individual Titles (Vault: 2/3/24; Parallel Bars: 1/31/25)

ACADEMIC AWARDS

- » Big Ten Distinguished Scholar (2025)
- » Academic All-Big Ten (2025)
- » Tom Osborne Citizenship Team (2024, 2025)
- » Nebraska Scholar-Athlete Honor Roll (Fall 2023, 2024, 2025)

2025 (SOPHOMORE)

Alex Nitache was the only Husker to compete in the all-around at the Rocky Mountain Open. Nitache placed second with a 77.60 and hit career-bests on floor exercise (13.45), pommel horse (11.30), still rings (12.45) and high bar (13.45). He also had a high score of 14.10 on parallel bars at the Ohio State meet. The sophomore didn't compete again until the NCAA Championships, where he scored a season high of 14.50 on vault on the first day of competition.

At the Winter Cup, Nitache snagged a silver medal on vault and eighth place in the all-around. His performance earned him a spot on the 2025 Senior U.S. Men's National Team. Nitache was one of four new additions to the team. He was selected to represent the U.S. at the DTB Pokal Mixed Cup, where the team won gold. There, Nitache finished second on floor, silver on vault, sixth on p-bars and fourth on high bar.

In the classroom, he was added to the Nebraska Scholar-Athlete Honor Roll, the Tom Osborne Citizenship Team Member and the Academic All-Big Ten list.

2024 (FRESHMAN)

In his first season with the Huskers, Nitache competed in three events for Nebraska, managing to take home an individual title in the vault in NU's victory over Penn State as Nitache put up his career bests in the vault with a 14.85 and in parallel bars with a 12.85.

Outside of the gym, Nitache was named to the Nebraska Scholar Athlete Honor Roll and Tom Osborne Citizenship team. Nitache is majoring in ADPR.

BEFORE NEBRASKA

Nitache competed for Gymtek Academy under Head Coach Matt Henry. The Knoxville, Tenn., native qualified for the 2022 National U.S. Championships, where he prevailed to finish second in the all-around, and finished in first on vault in the competition. Nitache is also a two-time national team member, along with a 2021 U.S. National Champion.



MAX ODDEN

JR. | 6-0 | ALL-AROUND
SCOTTSDALE, ARIZONA | NORTH VALLEY GYMNASTICS



SEASON HIGHS

Season	FX	PH	SR	V	PB	HB	AA
2024	--	--	--	--	--	13.85	--
2025	--	--	--	--	--	14.10	--
Career	--	--	--	--	--	14.10	--

CAREER HONORS & AWARDS

- » NCAA Team Finals Competitor (2025: High Bar; 2024: High Bar)
- » NCAA Team Qualifiers Competitor (2025: High Bar; 2024: High Bar)
- » Big Ten Freshman of the Week (3/11/24)
- » Individual Titles (High Bar: 2/15/25, 3/10/24, 2/15/24)
- » Team Captain (2025/2026)

ACADEMIC AWARDS

- » Nebraska Scholar-Athlete Honor Roll (2024, 2025)
- » Tom Osborne Citizenship Team (2024, 2025)

2025 (SOPHOMORE)

Max Odden capped his sophomore season with an All-America honor on high bar. He posted a 13.66 on the apparatus for eighth place. Odden notched a career-high of 14.10 for a first-place finish on high bar against the Greenville Panthers. He also claimed a 14.10 at the Michigan meet. Outside of the gym, Odden was a member of the Tom Osborne Citizenship Team.

2024 (FRESHMAN)

Odden was a mainstay in the Husker lineup as he competed on high bar. Highlighting the season was his Big Ten Freshman of the Week honor after his impressive performance in NU's victory over Illinois. Odden helped the Huskers reach their season-best team score and top the Fighting Illini, 416.550-406.050, as the freshman earned a first-place finish on high bar (13.85), setting a new personal-best record and notched his first career title and taking home his first career accolades. He also saw action at the NCAA Qualifiers.

Outside of the gym, Odden was named to the Tom Osborne Citizenship team. Odden is majoring in Business Administration.

BEFORE NEBRASKA

Odden competed for North Valley Gymnastics under Head Coach Travis Rainer. The Scottsdale, Ariz. native competed in the 2022 U.S. Gymnastics Championships, where he notched a fifth-place finish on still rings. At the 2022 Elite Team Cup, Odden earned first team honors. He also qualified for the 2022 Winter Cup in Frisco, Texas.



COLE PARTRIDGE

JR. | 5-7 | ALL-AROUND
BOUNTIFUL, UTAH | USA GYMNASTICS WORLD



SEASON HIGHS

Season	FX	PH	SR	V	PB	HB	AA
2024	--	--	--	--	14.20	14.10	--
2025	--	--	--	--	14.00	14.20	--
Career	--	--	--	--	14.20	14.20	--

CAREER HONORS & AWARDS

- » NCAA Team Finals Competitor (2025: Parallel Bars, High Bar; 2024: Parallel Bars, High Bar)
- » NCAA Team Qualifiers Competitor (2025: Parallel Bars, High Bar; 2024: Parallel Bars, High Bar)
- » Individual Titles (High Bar: 1/31/25)
- » CGA Rookie of the Week (1/24/24)

ACADEMIC AWARDS

- » Academic All-Big Ten (2025)
- » Nebraska Scholar-Athlete Honor Roll (Fall 2023, Fall, 2024, Spring 2024, 2025)
- » Tom Osborne Citizenship Team (2024, 2025)

2025 (SOPHOMORE)

Partridge was a mainstay in the high bar lineup and competed frequently on parallel bars for NU. He claimed his first individual title on high bar during the Illinois meet. Partridge earned a career high of 14.00 on parallel bars and 14.20 on high bar at the Michigan meet. He also competed on high bar at the Big Ten Individual championships, placing seventh. Partridge also competed at the NCAA Championships, earning a top-20 finish on high bar.

In the classroom, the psychology major was named to the Academic All-Big Ten list, the Nebraska Scholar-Athlete Honor Roll and the Tom Osborne Citizenship Team.

2024 (FRESHMAN)

Cole Partridge competed in every meet for the Huskers and set a career

best at the Rocky Mountain Open in the parallel bars (14.20) and the high bar (14.10). In his debut meet, he earned a top-three finish on two different events to earn CGA Rookie of the Week honors.

Outside of the gym, he was named to the Nebraska Scholar-Athlete Honor Roll and Tom Osborne Citizenship team.

BEFORE NEBRASKA

Partridge competed for USA Gymnastics World under coach Adam Jacobs. The Bountiful, Utah, native finished third on pommel horse and fifth in the all-around at the 2021 U.S. Gymnastics Championships. Partridge qualified for the 2022 Winter Cup and competed at the 2021 Men's Development Program National Championships, where he finished second on floor and third in the all-around.

PERSONAL

Cole is the son of Corbin and Lori Partridge. He has two siblings, Anna and Tessa. The Bountiful, Utah, native, is studying psychology at Nebraska.



CADEN CLINTON

SO. | 5-6 | ALL-AROUND
CYPRESS, TEXAS | CYPRESS ACADEMY OF GYMNASTICS



SEASON HIGHS

Season	FX	PH	SR	V	PB	HB	AA
2025	--	13.65	--	--	13.30	13.25	--
Career	14.45	13.65	--	--	13.30	13.25	--

CAREER HONORS & AWARDS

- » Six-Time U.S. National Champion (Cypress Academy of Gymnastics)
- » Four-Time U.S. National All-Around Champion
- » Three-time National Champion (pommel horse, still rings, parallel bars)
- » Big Ten Rookie of the Week (2/17/25)
- » CGA Rookie of the Week (2/24/25)

ACADEMIC AWARDS

- » Nebraska Scholar-Athlete Honor Roll (2024, 2025)
- » Tom Osborne Citizenship Team (2025)

FRESHMAN (2025)

Caden Clinton, a freshman from Cypress, Texas, competed in one meet this season. Against Greenville University, Clinton competed in three events. In the pommel horse, he grabbed a 13.65 and the fourth-place position. He also competed on parallel bars and earned another fourth-place score of 13.30. On the high bars, Clinton earned a second-place finish by recording an impressive 13.25. After the Greenville meet, Clinton had an injury that concluded his first year at Nebraska. Caden grabbed several accolades in his first season as a Husker, including Big Ten Rookie of the Week in mid-February. He was later voted as the CGA Rookie of the Week for his performance at the Winter Cup in late February.

In the classroom, Clinton was named to the Nebraska Scholar-Athlete Honor Roll in the fall semester and was a Tom Osborne Citizenship Team member.

BEFORE NEBRASKA

Clinton competed with Cypress Academy of Gymnastics under Head Coach Tom Meadows in Cypress, Texas, where his father Grant Clinton also trained. The club is a six-time national champion and has three Olympians including a 2023 U.S. Championship winner and World team bronze medalist Asher Hong.

PERSONAL

Caden is the son of Husker alumni, Lindsey and Grant Clinton and has a younger sister, Brielle. His father was a Husker gymnast in 1999 and after college, he was a two-time national finalist for American Ninja Warrior. His mother worked as a student intern at HuskerVision. Caden is majoring in business administration.



ANTHONY KOPPIE

REDSHIRT SO. | 6-0 | ALL-AROUND
FAYETTEVILLE, GEORGIA | ROSWELL GYMNASTICS



SEASON HIGHS

Season	FX	PH	SR	V	PB	HB	AA
2024	--	--	--	--	--	--	--
2025	--	--	11.75	13.75	--	--	--
Career	--	--	11.75	13.75	--	--	--

CAREER HONORS & AWARDS

- » Tom Osborne Citizenship Team (2024, 2025)
- » Nebraska Scholar-Athlete Honor Roll (Fall 2023, 2024, 2025)
- » Big Ten Distinguished Scholar (2025)
- » Academic All-Big Ten (2025)

2025 (REDSHIRT FRESHMAN)

Anthony Koppie debuted for the Huskers at Greenville, setting career highs of 11.75 on still rings and 13.75 on vault.

Academically, the Georgia native earned an Academic All-Big Ten award, a spot on the school's Scholar-Athlete Honor Roll in the fall and was a Tom Osborne Citizenship Team member.

2024 (REDSHIRT)

The freshman from Georgia did not compete in any meets for Nebraska this season.

BEFORE NEBRASKA

Koppie competed for Roswell Gymnastics under Head Coach Felipe Mendonça. The Fayetteville, Ga. native is a six-time national qualifier and competed in the 2022 U.S. Gymnastics Championships. As a two-time Junior Olympic national championship competitor, Koppie earned a sixth-place finish on vault in 2021. Koppie is a Criminology and Criminal Justice major.

NIK TARCA

SO. | 5-9 | ALL-AROUND
KNOXVILLE, TENNESSEE | GYMTEK ACADEMY



SEASON HIGHS

Season	FX	PH	SR	V	PB	HB	AA
2025	--	12.35	--	--	--	--	--
Career	--	12.35	--	--	--	--	--

CAREER HONORS & AWARDS

- » 2022 Men's Development Program National Championships
- » Pommel Horse (5th), Parallel Bars (7th)

ACADEMIC AWARDS

- » Nebraska Scholar-Athlete Honor Roll (2024, 2025)
- » Tom Osborne Citizenship Team (2025)

FRESHMAN (2025)

Nik Tarca made his Husker debut at the Rocky Mountain Open on pommel horse, earning a career high of 12.35. Tarca didn't compete after the Rocky Mountain Open for Nebraska. Internationally, Tarca competed at the European Championships for Romania, where he placed 25th on pommel horse and 37th in the all-around. In the classroom, he was named to the Nebraska Scholar-Athlete Honor Roll and was a Tom Osborne Citizenship Team member.

BEFORE NEBRASKA

Nik competed at GymTek Academy under Head Coach Matt Henry and graduated from Abeka Academy in 2022. Tarca placed third at the Romgym trophy on vault. He competed at the 2023 and 2024 Senior European Championships and the 2023 Senior World Championships. Tarca was the Romanian National champion on the pommel horse in 2022. Tarca was also the All-Around National Champion in 2022.

PERSONAL

The son of Adina Tarca, Nik is majoring in Business Administration.

GRANT BOWERS

FR. | 5-9 | ALL-AROUND
TAYLORS, SOUTH CAROLINA | HAYDEN'S INTERNATIONAL GYMNASTICS ACADEMY



SEASON HIGHS

Season	FX	PH	SR	V	PB	HB	AA
2026	--	--	--	--	--	--	--
Career	--	--	--	--	--	--	--

CAREER HONORS & AWARDS

- » 2024 Men's Development Program National Championships Silver Medalist (High Bar)
- » Academic All-American (2022, 2023 and 2024)
- » US Junior National Team Member (2023)
- » 10.0 award recipient

atmosphere. He will be majoring in mechanical engineering. One of his hobbies consists of building computers.

BEFORE NEBRASKA

Grant Bowers competed with Haydens International Gymnastics Academy with Head Coach Dan Hayden. Bowers was a junior National Team member in 2023. At the Men's Development Program National Championships, he placed second on high bar, fourth on the still rings and 10th in the all-around.

PERSONAL

Grant is the son of Jonathan and Laura Bowers, and he has one older sister, Caitlin. He chose Nebraska because of the coaches and the team

ETHAN COX

FR. | 5-7 | ALL-AROUND
ARVADA, COLORADO | 5280 GYMNASTICS



SEASON HIGHS

Season	FX	PH	SR	V	PB	HB	AA
2026	--	--	--	--	--	--	--
Career	--	--	--	--	--	--	--

CAREER HONORS & AWARDS

- » 2025 London Open Silver Medalist (Vault)
- » 2024 Men's Development Program National Championships Bronze Medalist (Pommel Horse)
- » Academic All-American (2021, 2022, 2023, 2024)

Gavin. His father played football at the University of Northwestern-St. Paul. He plans to major in business.

BEFORE NEBRASKA

Ethan Cox competed with 5280 Gymnastics with Head Coach Vladimir Artemev, who also trained fellow Husker, Asher Cohen. Cox was a junior National Team member in 2022 and 2024. At the London Open, he placed second on vault and eighth place on pommel horse.

PERSONAL

Ethan is the son of Josh and Gabe Cox and has two brothers, Micah and

SAM RAKITA

FR. | 5-4 | ALL-AROUND
AURORA, ONTARIO, CANADA | EAST YORK GYMNASTICS



SEASON HIGHS

Season	FX	PH	SR	V	PB	HB	AA
2026	--	--	--	--	--	--	--
Career	--	--	--	--	--	--	--

CAREER HONORS & AWARDS

- » Junior Canadian National Team Member
- » Canadian Nationals Champion (2025: High Bar, Still Rings; 2024: All-Around, Floor, High Bar)
- » 2023 Elite Canada Pommel Horse Champion

BEFORE NEBRASKA

Sam Rakita competed at the East York Gymnastics Club in Ontario, Canada, under Coach Slava Sytnik where he was the 2023 Canada Winter Games Champion with Team Ontario. Rakita was a Junior National Team Member, a 2024 National All-Around Champion, floor champion and high bar champion. He was also the 2023 Elite Canada pommel horse champion.

Rakita completed a year at York University in Toronto, Ontario where he studied kinesiology and health science.

PERSONAL

Sam is the son of Eugene Rakita and Jeanne Lifshits and has two sisters, Michelle and Rebecca Lifshits. He plans to continue his major in nutrition and health sciences..

TRISTEN NYE

FR. | 5-9 | ALL-AROUND
STRONGSVILLE, OHIO | ABOVE THE BARRE



SEASON HIGHS

Season	FX	PH	SR	V	PB	HB	AA
2026	--	--	--	--	--	--	--
Career	--	--	--	--	--	--	--

CAREER HONORS & AWARDS

- » 2021 Pommel Horse National Champion
- » 2x United States Championship Qualifier
- » 4x Regional Champion (Pommel Horse: 2019; Still Rings: 2016; Vault: 2023; Parallel Bars: 2025)
- » 29x State Champion (Floor: 2016, 2018; Pommel Horse: 2017, 2019, 2021, 2024; Still Rings: 2017, 2018, 2019, 2021, 2022, 2024; Vault: 2016, 2018, 2021, 2024; Parallel Bars: 2016, 2018, 2019, 2022, 2024; High Bar: 2018, 2021; All Around Champion: 2016, 2017, 2018, 2019, 2021, 2024)

BEFORE NEBRASKA

Tristen Nye competed at Above the Barre in Cleveland, Ohio, where he was a state champion in the all-around division in 2016, 2017, 2018, 2019, 2021 and 2024. He was the National Champion for pommel horse in 2021 and a two-time qualifier for the United States Championships.

PERSONAL

Tristen is the son of Ty and Allison Nye, and he has three siblings: Tehya, Taryn and Tabraham. His mother played volleyball and softball for the University of Charleston, and his father played football and ran track for Baldwin Wallace College. His grandfather and uncle both played football at Ohio State University. Tristen plans to major in business.

SASHA SHYBITOV

FR. | 5-10 | ALL-AROUND
CHICAGO, ILLINOIS | LAKESHORE ACADEMY OF GYMNASTICS



SEASON HIGHS

Season	FX	PH	SR	V	PB	HB	AA
2026	--	--	--	--	--	--	--
Career	--	--	--	--	--	--	--

CAREER HONORS & AWARDS

- » 2025 Men's Development Program National Championships (Floor (1st), Pommel Horse (5th), All-Around (3rd))
- » 2024 Grizzly Classic First Team (Parallel Bars)

BEFORE NEBRASKA

Sasha Shybitov competed with Lakeshore Academy of Gymnastics under Head Coach Arkadiy Andryushchenko. The club is known for winning several national and international medals. At the 2025 U.S. Men's Development Program National Championship, Shybitov placed first in floor exercise and third in the all-around.

PERSONAL

Sasha is the son of Oleksandr Shybitov and Yuliya Boyanovska and has an older sister, Anastasiya. He plans to major in finance.

TY RODERIKUES

FR. | 5-4 | ALL-AROUND
KNOXVILLE, TENNESSEE | GYMTEK ACADEMY



SEASON HIGHS

Season	FX	PH	SR	V	PB	HB	AA
2026	--	--	--	--	--	--	--
Career	--	--	--	--	--	--	--

CAREER HONORS & AWARDS

- » 2x Junior National Team Member
- » 2023 U.S. Junior Development Championship (Vault (1st), All-Around (3rd))
- » 2025 London Open Competitor (All-Around (1st), Vault (1st), Still Rings (2nd), Parallel Bars (2nd), High Bar (4th), Floor (7th))

BEFORE NEBRASKA

Ty Roderiques competed at GymTek Academy under Coach Matt Henry. This club also trained Huskers Alex Nitache and Nik Tarca in Knoxville, Tenn. Roderiques was a two-time U.S. Junior National Team Member, the 2023 U.S. vault champion and finished second on vault, fourth on pommel and third in the all-around at the 2024 U.S. Championships. He recently competed at the 2025 London Open, placing first in the all-around.

PERSONAL

Ty is the son of Shawn and Adrienne Roderiques and has an older sister, Sarah. Ty plans to major in sports media and communications at Nebraska.

WYATT REYNOLDS

FR. | 5-11 | ALL-AROUND
SIMI VALLEY, CALIFORNIA | GYMNASTICS OLYMPICA USA



SEASON HIGHS

Season	FX	PH	SR	V	PB	HB	AA
2026	--	--	--	--	--	--	--
Career	--	--	--	--	--	--	--

CAREER HONORS & AWARDS

- » 2x National Pommel Horse Champion (2025, 2024)
- » 2x U.S. Championship Qualifier
- » Region 1 Elite Team Cup Member

BEFORE NEBRASKA

Wyatt Reynolds trained with Gymnastics Olympica USA under Head Coach Paul Sargsyan. He was an Academic All-American, a two-time national pommel horse champion and a team captain at the club.

PERSONAL

Wyatt is the son of Phillip and Jessica Reynolds and he has two brothers, Parker and Blake. Wyatt plans to major in business administration.

ROME WHIMPEY

FR. | 5-7 | ALL-AROUND
MORGAN, UTAH | MOMENTUM GYMNASTICS



SEASON HIGHS

Season	FX	PH	SR	V	PB	HB	AA
2026	--	--	--	--	--	--	--
Career	--	--	--	--	--	--	--

CAREER HONORS & AWARDS

- » 4x National Qualifier
- » 2025 Men's Development Program National Championships Gold Medalist (Vault)
- » Elite Cup Member (2024 and 2025)
- » 2024 Men's Development Program National Championships Gold Medalist (All-Around and Parallel Bars), Silver Medalist (Floor) and Bronze Medalist (Vault)

BEFORE NEBRASKA

Rome Whimpey competed with Momentum Gymnastics with Head Coach Gabe Connor, who also trained fellow Husker Cole Partridge. Whimpey was a two-time ETC member. He is also a four-time national qualifier. At the 2025 Men's Development Program National Championships, he placed first in the vault and 5th on floor.

PERSONAL

Rome is the son of Brandon and Quincey Whimpey, and he has one younger sister, Monea. In his hometown, he lives on a ranch and has horses. He chose Nebraska because of the resources they have for the athletes. He plans on majoring in communications.



2025 SEASON IN REVIEW

2025 RESULTS: 2025 ALL-AMERICANS

2025 REGULAR-SEASON MEET-BY-MEET RESULTS

ROCKY MOUNTAIN OPEN » JAN. 18 » CADET WEST GYMNASIUM (COLORADO SPRINGS, COLO.)

Team	Total	FX	PH	SR	V	PB	HB
Stanford	328.850	53.050	53.400	55.850	56.750	56.300	53.500
Oklahoma	327.200	54.750	52.450	55.750	56.950	53.300	54.000
Nebraska	320.450	53.850	52.850	55.100	54.400	53.600	50.650
Air Force	311.550	50.85	54.55	51.45	53.95	50.95	49.80
Simpson	291.150	50.50	46.65	50.70	53.15	46.00	44.15
Arizona State	285.750	48.650	44.95	48.35	52.20	45.30	46.30
Rocky Mountain Mavs	274.700	44.95	43.30	45.35	52.05	46.45	42.60

NEBRASKA AT ILLINOIS » JAN. 31 » HUFF HALL (CHAMPAIGN, ILL.)

Team	Total	FX	PH	SR	V	PB	HB
Illinois	321.300	53.650	53.750	52.500	56.750	51.600	53.050
Nebraska	320.800	53.000	52.300	54.300	55.550	52.450	53.200

NEBRASKA VS. GREENVILLE » FEB. 15 » BOB DEVANEY SPORTS CENTER (LINCOLN, NEB.)

Team	Total	FX	PH	SR	V	PB	HB
Nebraska	322.700	51.200	55.250	52.800	56.700	54.350	52.400
Greenville	309.350	53.100	52.650	49.250	55.000	51.650	47.700

NEBRASKA AT CALIFORNIA, OKLAHOMA » FEB. 28 » HAAS PAVILLION (BERKELEY, CALIF.)

Team	Total	FX	PH	SR	V	PB	HB
Oklahoma	323.100	55.400	53.600	54.550	54.050	53.550	51.950
Nebraska	317.100	53.850	50.750	52.950	55.750	54.050	49.750
California	308.500	51.750	51.600	51.650	56.750	51.350	46.400

NEBRASKA VS. OHIO STATE » MARCH 8 » BOB DEVANEY SPORTS CENTER (LINCOLN, NEB.)

Team	Total	FX	PH	SR	V	PB	HB
Nebraska	325.650	54.950	54.150	55.950	56.300	50.700	53.600
Ohio State	321.450	55.200	51.750	54.200	54.400	52.750	53.150

NEBRASKA AT PENN STATE » MARCH 16 » REC HALL (STATE COLLEGE, PA.)

Team	Total	FX	PH	SR	V	PB	HB
Penn State	329.050	55.550	54.050	54.000	56.150	54.700	54.600
Nebraska	328.850	54.800	54.750	55.200	56.850	54.400	52.850

NEBRASKA VS. MICHIGAN » MARCH 21 » BOB DEVANEY SPORTS CENTER (LINCOLN, NEB.)

Team	Total	FX	PH	SR	V	PB	HB
Michigan	335.950	57.950	53.750	55.800	56.150	56.750	55.550
Nebraska	335.200	56.700	54.450	56.650	57.200	54.600	55.600

BIG TEN CHAMPIONSHIPS » APRIL 4-5 » CRISLER ARENA (ANN ARBOR, MICH.)

VS. ILLINOIS, MICHIGAN, OHIO STATE & PENN STATE

Team	Total	FX	PH	SR	V	PB	HB
Michigan	330.750	54.400	55.250	54.150	57.150	56.600	53.200
Penn State	323.850	54.150	52.300	53.800	55.650	55.850	52.100
Nebraska	322.850	55.250	50.900	55.250	55.600	54.700	51.150
Illinois	320.950	53.100	54.750	52.200	56.650	54.050	50.200
Ohio State	315.950	53.700	50.750	52.150	56.800	52.250	50.300

NCAA QUALIFIER » APRIL 18 » CRISLER ARENA (ANN ARBOR, MICH.)

Team	Total	FX	PH	SR	V	PB	HB
Nebraska	324.894	53.633	54.598	55.366	57.166	51.532	52.599
Oklahoma	323.460	55.098	51.833	53.832	55.199	54.766	52.732
Penn State	321.992	53.966	52.399	53.365	55.799	54.465	51.998
California	319.091	53.798	53.799	51.832	55.832	53.498	50.332
Air Force	313.526	52.166	53.832	50.899	53.732	52.565	50.332
William and Mary	307.691	51.465	48.665	49.799	55.165	52.065	50.532

NCAA CHAMPIONSHIPS » APRIL 19 » CRISLER ARENA (ANN ARBOR, MICH.)

Team	Total	FX	PH	SR	V	PB	HB
Michigan	332.224	56.165	53.232	55.598	56.599	55.832	54.798
Stanford	332.061	55.933	52.232	56.199	57.432	55.899	54.366
Oklahoma	327.891	54.531	53.566	54.565	56.532	54.732	53.965
Nebraska	326.222	55.164	52.832	55.265	56.665	53.031	53.265
Penn State	317.258	51.598	53.698	53.866	55.699	51.998	50.399
Illinois	316.293	52.232	52.932	52.099	54.532	51.765	52.733

2025 INDIVIDUAL MEET-BY-MEET RESULTS

TAYLOR CHRISTOPULOS

Meet	FX	PH	SR	V	PB	HB	AA
at RMO	-	13.45	13.500	-	13.100	14.100	-
at Illinois	-	11.800	13.350	-	-	13.500	-
vs. Greenville	-	14.200	-	-	-	13.150	-
at Cal/Oklahoma	-	10.850	-	-	-	13.650	-
vs Ohio State	13.500	14.150	-	14.150	-	13.800	-
at Penn State	14.500	13.400	-	14.200	13.800	12.300	-
vs. Michigan	14.750	13.600	-	14.300	13.700	13.950	-
Big Ten	13.900	12.650	13.750	13.050	13.200	13.250	-
79.800							
Big Ten	13.05	-	13.80	-	-	13.835	-
NCAA	-	13.666	-	-	12.766	13.300	-
NCAA	13.566	13.766	13.666	13.933	12.366	13.566	-
80.863							

YANNI CHRONOPOULOS

Meet	FX	PH	SR	V	PB	HB	AA
at RMO	-	13.750	13.800	-	13.100	-	-
at Illinois	-	13.750	13.600	-	13.100	-	-
vs. Greenville	-	-	-	-	-	-	-
at Cal/Oklahoma	-	13.400	13.200	-	13.050	-	-
vs Ohio State	-	13.900	14.250	-	13.850	13.350	-
at Penn State	-	14.200	13.850	-	13.600	12.950	-
vs. Michigan	-	14.100	14.000	-	13.000	13.350	-
Big Ten	-	12.700	14.050	-	13.750	11.750	-
Big Ten	-	-	13.950	-	-	-	-
NCAA	-	13.733	14.100	-	13.133	13.100	-
NCAA	-	13.533	13.533	-	13.733	12.833	-

CADEN CLINTON

Meet	FX	PH	SR	V	PB	HB	AA
at RMO	-	-	-	-	-	-	-
at Illinois	-	-	-	-	-	-	-
vs. Greenville	-	13.650	-	-	13.300	13.250	-
at Cal/Oklahoma	-	-	-	-	-	-	-
vs Ohio State	-	-	-	-	-	-	-
at Penn State	-	-	-	-	-	-	-
vs. Michigan	-	-	-	-	-	-	-
Big Ten	-	-	-	-	-	-	-
Big Ten	-	-	-	-	-	-	-
NCAA	-	-	-	-	-	-	-
NCAA	-	-	-	-	-	-	-

ASHER COHEN

Meet	FX	PH	SR	V	PB	HB	AA
at RMO	-	-	-	-	-	-	-
at Illinois	-	-	-	-	-	-	-
vs. Greenville	-	-	-	-	-	-	-
at Cal/Oklahoma	-	-	12.850	-	-	-	-
vs Ohio State	-	-	13.750	-	-	-	-
at Penn State	-	-	13.900	-	-	-	-
vs. Michigan	-	-	14.450	-	-	-	-
Big Ten	-	-	14.000	-	-	-	-
Big Ten	-	-	13.950	-	-	-	-
NCAA	-	-	14.200	-	-	-	-
NCAA	-	-	13.933	-	-	-	-

JACK CRITZ

Meet	FX	PH	SR	V	PB	HB	AA
at RMO	-	-	-	-	-	-	-
at Illinois	-	-	-	-	-	-	-
vs. Greenville	-	-	13.400	-	13.050	-	-
at Cal/Oklahoma	-	-	-	-	-	-	-
vs Ohio State	-	-	-	-	-	-	-
at Penn State	-	-	-	-	-	-	-
vs. Michigan	-	-	-	-	-	-	-
Big Ten	-	-	-	-	-	-	-
Big Ten	-	-	-	-	-	-	-
NCAA	-	-	-	-	-	-	-
NCAA	-	-	-	-	-	-	-

JAMES FRIEDMAN

Meet	FX	PH	SR	V	PB	HB	AA
at RMO	-	-	13.650	-	-	-	-
at Illinois	-	-	13.450	-	-	-	-
vs. Greenville	-	13.800	13.850	-	-	-	-
at Cal/Oklahoma	-	12.750	13.800	-	-	-	-
vs Ohio State	-	12.350	13.700	-	-	-	-
at Penn State	-	-	13.550	-	-	-	-
vs. Michigan	-	-	13.850	-	-	-	-
Big Ten	-	-	13.500	-	-	-	-
Big Ten	-	-	13.275	-	-	-	-
NCAA	-	-	13.133	-	-	-	-
NCAA	-	-	-	-	-	-	-

CHRIS HISER

Meet	FX	PH	SR	V	PB	HB	AA
at RMO	-	-	14.150	-	-	-	-
at Illinois	13.200	-	13.900	-	-	-	-
vs. Greenville	13.200	-	13.800	-	-	-	-
at Cal/Oklahoma	13.050	-	13.100	-	-	-	-
vs Ohio State	-	-	14.250	-	-	-	-
at Penn State	-	-	13.900	-	-	-	-
vs. Michigan	-	-	14.350	-	-	-	-
Big Ten	-	-	13.700	-	-	-	-
Big Ten	-	-	13.850	-	-	-	-
NCAA	13.300	-	13.933	-	-	-	-
NCAA	-	-	14.133	-	-	-	-

LUKE JAMES

Meet	FX	PH	SR	V	PB	HB	AA
at RMO	12.550	-	-	14.200	-	-	-
at Illinois	13.600	-	-	13.950	-	-	-
vs. Greenville	11.200	-	-	14.200	-	-	-
at Cal/Oklahoma	13.700	-	-	13.900	-	-	-
vs Ohio State	13.550	-	-	14.200	-	-	-
at Penn State	13.350	-	-	14.050	-	-	-
vs. Michigan	13.950	-	-	14.000	-	-	-
Big Ten	13.500	-	-	14.200	-	-	-
Big Ten	13.700	-	-	13.950	-	-	-
NCAA	13.400	-	-	14.200	-	-	-
NCAA	13.466	-	-	14.066	-	-	-

2025 EVENT HIGHS

Event	Score	Gymnast
Floor	14.750	Taylor Christopoulos
Pommel Horse	14.200	Taylor Christopoulos/Yanni Chronopoulos
Still Rings	14.450	Asher Cohen
Vault	14.650	Chase Mond
Parallel Bars	14.200	Joey Pepe
High Bar	14.200	Cole Partridge
All-Around	83.10	Taylor Christopoulos

2025 TEAM BESTS

Event	Score
Team (vs. Michigan)	335.200
Floor Exercise (vs. Michigan)	56.700
Pommel Horse (vs. Greenville)	55.250
Still Rings (vs. Michigan)	56.650
Vault (vs. Michigan)	57.200
Parallel Bars (at Big Ten Championships)	54.700
High Bar (vs. Michigan)	55.600

2025 INDIVIDUAL MEET-BY-MEET RESULTS

ANTHONY KOPPIE

Meet	FX	PH	SR	V	PB	HB	AA
at RMO	-	-	-	-	-	-	-
at Illinois	-	-	-	-	-	-	-
vs. Greenville	-	-	11.750	13.750	-	-	-
at Cal/Oklahoma	-	-	-	-	-	-	-
vs. Ohio State	-	-	-	-	-	-	-
at Penn State	-	-	-	-	-	-	-
vs. Michigan	-	-	-	-	-	-	-
Big Ten	-	-	-	-	-	-	-
Big Ten	-	-	-	-	-	-	-
NCAA	-	-	-	-	-	-	-
NCAA	-	-	-	-	-	-	-

CHASE MONDI

Meet	FX	PH	SR	V	PB	HB	AA
at RMO	14.000	-	-	14.350	-	-	-
at Illinois	12.800	-	-	14.200	-	-	-
vs. Greenville	14.100	-	-	14.300	-	11.900	-
at Cal/Oklahoma	14.200	-	-	14.000	-	11.500	-
vs. Ohio State	14.000	-	-	13.850	-	-	-
at Penn State	13.100	-	-	14.350	-	-	-
vs. Michigan	14.400	-	-	14.650	-	-	-
Big Ten	14.200	-	-	14.300	-	-	-
Big Ten	13.200	-	-	14.375	-	-	-
NCAA	13.933	-	-	14.366	-	-	-
NCAA	14.566	-	-	14.333	-	-	-

A.J. MORGAN

Meet	FX	PH	SR	V	PB	HB	AA
at RMO	-	-	-	-	-	-	-
at Illinois	-	-	-	-	-	-	-
vs. Greenville	-	-	-	-	-	-	-
at Cal/Oklahoma	-	-	-	-	-	-	-
vs. Ohio State	-	-	-	-	-	-	-
at Penn State	-	-	-	-	-	-	-
vs. Michigan	-	-	-	-	-	-	-
Big Ten	-	-	-	-	-	-	-
Big Ten	-	-	-	-	-	-	-
NCAA	-	-	-	-	-	-	-
NCAA	-	-	-	-	-	-	-

ALEX NITACHE

Meet	FX	PH	SR	V	PB	HB	AA
at RMO	13.450	11.300	12.450	13.100	13.850	13.450	-
77.600	-	-	-	-	-	-	-
at Illinois	-	-	-	13.700	13.500	-	-
vs. Greenville	-	-	-	-	-	-	-
at Cal/Oklahoma	-	-	-	13.900	13.900	-	-
vs. Ohio State	-	-	-	14.100	11.200	-	-
at Penn State	-	-	-	-	-	-	-
vs. Michigan	-	-	-	-	-	-	-
Big Ten	-	-	-	-	-	-	-
Big Ten	-	-	-	-	-	-	-
NCAA	-	-	-	14.500	-	-	-
NCAA	-	-	-	14.333	-	-	-

MAX ODDEN

Meet	FX	PH	SR	V	PB	HB	AA
at RMO	-	-	-	-	-	11.950	-
at Illinois	-	-	-	-	-	12.700	-
vs. Greenville	-	-	-	-	-	14.100	-
at Cal/Oklahoma	-	-	-	-	-	12.700	-
vs. Ohio State	-	-	-	-	-	13.700	-
at Penn State	-	-	-	-	-	13.800	-
vs. Michigan	-	-	-	-	-	14.100	-
Big Ten	-	-	-	-	-	13.250	-
Big Ten	-	-	-	-	-	13.675	-
NCAA	-	-	-	-	-	13.133	-
NCAA	-	-	-	-	-	13.600	-

COLE PARTRIDGE

Meet	FX	PH	SR	V	PB	HB
AA	-	-	-	-	-	-
at RMO	-	-	-	-	13.550	11.050
at Illinois	-	-	-	-	12.350	13.600
vs. Greenville	-	-	-	-	-	-
at Cal/Oklahoma	-	-	-	-	-	11.900
vs. Ohio State	-	-	-	-	13.400	12.750
at Penn State	-	-	-	-	13.650	13.800
vs. Michigan	-	-	-	-	14.000	14.200
Big Ten	-	-	-	-	13.550	12.900
Big Ten	-	-	-	-	-	13.350
NCAA	-	-	-	-	12.633	12.633
NCAA	-	-	-	-	-	13.266

JOEY PEPE

Meet	FX	PH	SR	V	PB	HB
AA	-	-	-	-	-	-
at RMO	-	-	-	-	-	-
at Illinois	-	-	-	-	-	-
vs. Greenville	-	-	-	-	13.850	-
at Cal/Oklahoma	-	-	-	-	13.950	-
vs. Ohio State	-	-	-	-	12.250	-
at Penn State	-	-	-	-	13.350	-
vs. Michigan	-	-	-	-	13.900	-
Big Ten	-	-	-	-	14.200	-
Big Ten	-	-	-	-	13.850	-
NCAA	-	-	-	-	-	-
NCAA	-	-	-	-	13.466	-

NIK TARCA

Meet	FX	PH	SR	V	PB	HB
AA	-	-	-	-	-	-
at RMO	-	12.350	-	-	-	-
at Illinois	-	-	-	-	-	-
vs. Greenville	-	-	-	-	-	-
at Cal/Oklahoma	-	-	-	-	-	-
vs. Ohio State	-	-	-	-	-	-
at Penn State	-	-	-	-	-	-
vs. Michigan	-	-	-	-	-	-
Big Ten	-	-	-	-	-	-
Big Ten	-	-	-	-	-	-
NCAA	-	-	-	-	-	-
NCAA	-	-	-	-	-	-

ZAC TIDERMAN

Meet	FX	PH	SR	V	PB	HB
AA	-	-	-	-	-	-
at RMO	-	-	-	12.750	-	13.550
at Illinois	-	-	-	-	-	13.400
vs. Greenville	-	-	-	-	-	-
at Cal/Oklahoma	-	-	-	-	-	-
vs. Ohio State	-	-	-	-	-	-
at Penn State	-	-	-	-	-	-
vs. Michigan	-	-	-	-	-	-
Big Ten	-	-	-	-	-	-
Big Ten	-	-	-	-	-	-
NCAA	-	-	-	-	-	-
NCAA	-	-	-	-	-	-

2025 INDIVIDUAL MEET-BY-MEET RESULTS

TRAVIS WONG

Meet	FX	PH	SR	V	PB	HB	AA
at RMO	-	-	-	-	-	-	-
at Illinois	-	12.800	-	-	-	-	-
vs. Greenville	-	-	-	-	-	-	-
at Cal/Oklahoma	-	-	-	-	-	-	-
vs. Ohio State	-	-	-	-	-	-	-
at Penn State	-	13.450	-	-	-	-	-
vs. Michigan	-	12.850	-	-	-	-	-
Big Ten	-	12.600	-	-	-	-	-
Big Ten	-	-	-	-	-	-	-
NCAA	-	13.266	-	-	-	-	-
NCAA	-	13.133	-	-	-	-	-

NATHAN YORK

Meet	FX	PH	SR	V	PB	HB	AA
at RMO	13.850	13.350	-	-	-	-	-
at Illinois	13.400	13.950	-	13.700	13.500	-	-
vs. Greenville	12.700	13.600	-	14.450	14.150	-	-
at Cal/Oklahoma	12.900	13.750	-	13.950	13.150	-	-
vs. Ohio State	13.900	13.750	-	-	-	-	-
at Penn State	13.850	13.700	-	14.250	-	-	-
vs. Michigan	13.600	13.900	-	14.250	-	-	-
Big Ten	13.650	12.950	-	14.050	-	-	-
Big Ten	13.975	-	-	-	-	-	-
NCAA	13.000	13.933	-	14.100	13.000	13.000	-
NCAA	13.566	12.400	-	-	-	-	-



Nathan York competes on floor in a meet against Michigan. York placed second on the floor exercise at Big Ten Individual Finals.



Taylor Christopoulos receives Big Ten Gymnast of the Year the 2025 Big Ten Championships. Christopoulos also won this award in 2023.



Max Odden hit a career high on high bar of 14.10 at the meet against Michigan. Odden placed eighth on high bar at the 2025 NCAA Championships.

2025 BIG TEN CHAMPIONSHIPS

BIG TEN CHAMPIONSHIPS » APRIL 4 » CRISLER ARENA (ANN ARBOR, MICH.)

VS. ILLINOIS, MICHIGAN, OHIO STATE & PENN STATE

Team	Total	FX	PH	SR	V	PB	HB
Michigan	330.750	54.400	55.250	54.150	57.150	56.600	53.200
Penn State	323.850	54.150	52.300	53.800	55.650	55.850	52.100
Nebraska	322.850	55.250	50.900	50.250	55.600	54.700	51.150
Illinois	320.950	53.100	54.750	52.200	56.650	54.050	50.200
Ohio State	315.950	53.700	50.750	52.150	56.800	52.250	50.300

BIG TEN CHAMPIONSHIP EVENT FINALS » APRIL 5 » CRISLER ARENA (ANN ARBOR, MICH.)

FLOOR EXERCISE

Gymnast	Score
1T. Jesse Pakele, Ohio State	14.075
2. Nathan York, Nebraska	13.975
3. Garrett Schooley, Illinois	13.875
4. Luke James, Nebraska	13.700
5. Paul Juda, Michigan	13.600
6. Matt Cormier, Penn State	13.550
7. Charlie Larson, Michigan	13.325
8. Michael Artlip, Penn State	13.300
9. Chase Mondl, Nebraska	13.200
10. Taylor Christopulos, Nebraska	13.050

VAULT

Gymnast	Score
1. Kameron Nelson, Ohio State	14.850
2. David Wolma, Michigan	14.550
3. Solen Chiodi, Michigan	14.400
4. Chase Mondl, Nebraska	14.375
5. Paul Juda, Michigan	14.300
6. Matt Cormier, Penn State	14.100
7. David Ramirez, Ohio State	14.075
8. Luke James, Nebraska	13.950
9. Garrett Schooley, Illinois	13.850
10. Matthew Underhill, Penn State	13.550

POMMEL HORSE

Gymnast	Score
1. Brandon Dang, Illinois	14.775
2. Parker Thackston, Ohio State	14.625
3. Zach Granados, Michigan	13.800
4. Fred Richard, Michigan	13.750
5. Kristian Grahovski, Ohio State	13.675
6. Aaronson Mansberger, Michigan	13.575
7. Will Hauke, Illinois	13.500
8. Josh Karnes, Penn State	13.425
9. Ethan Dick, Penn State	12.525
10. Maksim Farkhadau, Illinois	10.900

PARALLEL BARS

Gymnast	Score
1. Josh Karnes, Penn State	14.450
2. Evgeny Siminiuc, Michigan	14.400
3. Joey Pepe, Nebraska	13.850
4. Logan McKeown, Michigan	13.775
5. Tyler Burgess, Ohio State	13.675
6. Matt Cormier, Penn State	13.600
7. Dylan Shepard, Illinois	13.525
8. Ian Sandoval, Illinois	13.350
9. Ian Raubal, Penn State	13.350
10. Paul Juda, Michigan	12.875

STILL RINGS

Gymnast	Score
1. Yanni Chronopoulos, Nebraska	13.950
2. Asher Cohen, Nebraska	13.925
3. Chris Hiser, Nebraska	13.850
4. Taylor Christopulos, Nebraska	13.800
5. Preston Ngai, Illinois	13.725
6. Matthew Underhill, Penn State	13.700
7. Paul Juda, Michigan	13.650
8. Rithik Puri, Michigan	13.575
9. Ian Raubal, Penn State	13.375
10. James Friedman, Nebraska	13.275

HORIZONTAL BAR

Gymnast	Score
1. Evgeny Siminiuc, Michigan	14.100
2. Taylor Christopulos, Nebraska	13.825
3. Pierce Wolfgang, Michigan	13.700
4. Max Odden, Nebraska	13.675
5. Akseli Karsikas, Penn State	13.575
6. Ryan Vanichtheeranont, Illinois	13.450
7. Cole Partridge, Nebraska	13.350
8. Matt Cormier, Penn State	13.300
9. Kristian Grahovski, Ohio State	12.200
10. Ian Sandoval, Illinois	12.025



Yanni Chronopoulos placed first on the still rings at the 2025 Big Ten Championships. The top four finishers were all Huskers.

APRIL 4, ALL-AROUND FINALS AT BIG TEN CHAMPIONSHIPS » STATE FARM CENTER

Gymnast	Total	FX	PH	SR	V	PB	HB
1. Fred Richard, Michigan	83.450	13.300	14.100	13.350	14.100	14.500	14.100
2. Paul Juda, Michigan	81.750	14.250	13.100	13.750	14.400	13.900	12.350
3. Taylor Christopulos, Nebraska	79.800	13.900	12.650	13.750	13.050	13.200	13.250
4. Ian Sandoval, Illinois	78.800	12.950	12.850	12.550	13.850	13.750	12.850

2025 NCAA CHAMPIONSHIPS - QUALIFIERS

APRIL 18 AT NCAA QUALIFIERS (SESSION I) » CRISLER ARENA (ANN ARBOR, MICH.)

Team	Total	FX	PH	SR	V	PB	HB
1. Nebraska	324.894	53.633	54.598	55.366	57.166	51.532	52.599
2. Oklahoma	323.460	55.098	51.833	53.832	55.199	54.766	52.732
3. Penn State	321.992	53.966	52.399	53.365	55.799	54.465	51.998
4. California	319.091	53.798	53.799	51.832	55.832	53.498	50.332
5. Air Force	313.526	52.166	53.832	50.899	53.732	52.565	50.332
6. William and Mary	307.691	51.465	48.665	49.799	55.165	52.065	50.532

APRIL 18 AT NCAA CHAMPIONSHIPS (SESSION II) » COVELL CENTER (COLUMBUS, OHIO)

Team	Total	FX	PH	SR	V	PB	HB
1. Michigan	329.824	55.398	55.766	53.498	55.598	54.733	54.831
2. Stanford	329.028	55.032	54.866	55.032	56.100	54.499	53.499
3. Illinois	323.194	54.566	55.665	52.232	55.765	53.133	51.833
4. Ohio State	319.459	54.664	53.166	53.566	55.698	50.532	51.833
5. Army	311.091	52.299	53.032	51.299	53.398	51.031	50.032
6. Navy	308.056	51.231	51.531	50.832	53.232	52.065	49.165

NCAA CHAMPIONSHIPS - INDIVIDUAL EVENT PRELIMINARIES

(Qualifying teams plus the top-three finishers from team competition not on a qualifying team advance to finals. Results from top five and all Nebraska finishers shown.)

SESSION I RESULTS ALL-AROUND

Gymnast	Score
1. Erich Upton, Air Force	79.230
2. Tyler Shimizu, California	78.199
3. Theodor Roald Gadderud, California	77.464
4. Tai Gopaul, Air Force	76.531
5. Luke Tully, William and Mary	74.831

FLOOR EXERCISE

Gymnast	Score
1. Emre Dodanli, Oklahoma	14.200
2. Chase Mondl, Nebraska	13.933
3. Arthur Ballon, Oklahoma	13.866
4. Josh Karnes, Penn State	13.700
5. Evan Wilkins, William and Mary	13.633
14. Luke James, Nebraska	13.400
11. Chris Hiser, Nebraska	13.300
16. Nathan York, Nebraska	13.000

POMMEL HORSE

Gymnast	Score
1. Patrick Hoopes, Air Force	15.033
2. Aidan Li, California	14.433
3. Nathan York, Nebraska	13.933
4. Jack Matlock, Air Force	13.900
5. Yanni Chronopoulos, Nebraska	13.733
11. Taylor Christopoulos, Nebraska	13.666
13. Travis Wong, Nebraska	14.266

STILL RINGS

Gymnast	Score
1. Asher Cohen, Nebraska	14.200
2. Matthew Burgoyne, Oklahoma	14.200
3. Yanni Chronopoulos, Nebraska	14.100
4. Chris Hiser, Nebraska	13.933
5. Ian Raubal, Penn State	13.766
10. James Friedman, Nebraska	13.133

VAULT

Gymnast	Score
1. Jasper Smith-Gordon, California	14.533
2. Alex Nitache, Nebraska	14.500
3. Chase Mondl, Nebraska	14.366
4. Luke James, Nebraska	14.200
5. Michael Jaroh, Penn State	14.166
6. Nathan York, Nebraska	14.100

PARALLEL BARS

Gymnast	Score
1. Josh Karnes, Penn State	14.033
2. Fuzzy Benas, Oklahoma	14.000
3. Erich Upton, Air Force	13.866
4. Colin Flores, Oklahoma	13.800
5. Theodor Roald Gadderud, California	13.766
17. Yanni Chronopoulos, Nebraska	13.133
19. Nathan York, Nebraska	13.000
22. Taylor Christopoulos, Nebraska	12.766
24. Cole Partridge, Nebraska	12.633

HIGH BAR

Gymnast	Score
1. Akseli Karsikas, Penn State	13.466
2. Brandon Zepeda-Orth, Oklahoma	13.400
3. Arthur Ballon, Oklahoma	13.300
4. Taylor Christopoulos, Nebraska	13.300
5. Michael Artlip, Penn State	13.266
6. Max Odden, Nebraska	13.133
7. Yanni Chronopoulos, Nebraska	13.100
9. Cole Partridge, Nebraska	13.066

SESSION II RESULTS ALL-AROUND

Gymnast	Score
1. Preston Ngai, Illinois	80.198
2. Ian Sandoval, Illinois	78.299
3. Jaden Blank, Army	74.698
4. Brian Solomon, Navy	74.564
5. Isaiah Drake, Navy	73.564

FLOOR

Gymnast	Score
1. Taylor Burkhart, Stanford	14.400
2. Paul Juda, Michigan	14.266
3. Kameron Nelson, Ohio State	14.166
4. Ian Sandoval, Illinois	13.900
5. Noah Copeland, Ohio State	13.866

POMMEL HORSE

Gymnast	Score
1. Khoi Young, Stanford	14.800
2. Aaronson Mansberger, Michigan	14.466
3. Preston Ngai, Illinois	14.233
4. Brandon Dang, Illinois	14.233
5. Fred Richard, Michigan	14.100

STILL RINGS

Gymnast	Score
1. Asher Hong, Stanford	14.233
2. Mark Berlaga, Stanford	13.933
3. Rithik Puri, Michigan	13.833
4. Paul Juda, Michigan	13.766
5. Javier Alfonso, Michigan	13.733

VAULT

Gymnast	Score
1. Garrett Schooley, Illinois	14.366
2. Will Young, Michigan	14.300
3. Taylor Burkhart, Stanford	14.300
4. Kameron Nelson, Ohio State	14.266
5. Khoi Young, Stanford	14.100

PARALLEL BARS

Gymnast	Score
1. Fred Richard, Michigan	14.233
2. Colt Walker, Stanford	14.000
3. Jeremy Bischoff, Stanford	13.833
4. Evgeny Siminiuc, Michigan	13.800
5. Conor Heary, Army	13.766

HIGH BAR

Gymnast	Score
1. Carson Eshleman, Michigan	13.966
2. Fred Richard, Michigan	13.833
3. Evgeny Siminiuc, Michigan	13.666
4. Kristian Grahovski, Ohio State	13.600
5T. Jeremy Bischoff, Stanford	13.500
5T. Preston Ngai, Illinois	13.500

2025 NCAA CHAMPIONSHIPS - FINALS

NCAA FINALS » AT NCAA QUALIFIERS (SESSION II) » COVELLI CENTER (COLUMBUS, OHIO)

Team	Total	FX	PH	SR	V	PB	HB
1. Stanford	425.324	70.165	72.065	70.498	73.632	72.199	66.765
2. Michigan	419.689	70.832	68.532	70.065	71.965	71.631	66.664
3. Oklahoma	412.956	69.664	69.432	67.464	73.532	68.165	64.699
4. Nebraska	412.956	69.333	69.232	67.598	72.932	65.166	68.166
5. Illinois	411.659	69.699	67.499	67.165	72.065	67.465	67.766
6. Ohio State	399.122	66.665	66.832	65.631	68.431	65.865	65.698

NCAA CHAMPIONSHIPS - INDIVIDUAL EVENT FINALS

(Results from top 10 and all Nebraska finishers shown. Top eight finishers in each event are All-Americans).

ALL-AROUND

Gymnast	Score
1. Fred Richard, Michigan	84.264
2. Paul Juda, Michigan	82.164
3. Fuzzy Benas, Oklahoma	81.364
4. Preston Ngai, Illinois	81.298
5. Taylor Christopulos, Nebraska	80.863
6. Josh Karnes, Penn State	80.232
7. Erich Upton, Air Force	79.531
8. Isaiah Drake, Navy	79.031
9. Tyler Shimizu, California	78.198
10. Theodor Roald Gadderud, California	78.132

FLOOR

Gymnast	Score
1. Asher Hong, Stanford	14.600
2. Chase Mondl, Nebraska	14.566
3. Kameron Nelson Ohio State	14.533
4. Taylor Burkhart, Stanford	14.433
5. Fred Richard, Michigan	14.166
6. Paul Juda, Michigan	14.133
7. Charlie Larson, Michigan	14.100
8. Fuzzy Benas, Oklahoma	13.966
9. Nathan Whitaker, Illinois	13.900
10. Matthew Burgoyne, Oklahoma	13.866
14. Nathan York, Nebraska	13.566
16. Taylor Christopulos, Nebraska	13.566
21. Luke James, Nebraska	13.466

POMMEL HORSE

Gymnast	Score
1. Patrick Hoopes, Air Force	14.833
2. Aidan Li, California	14.466
3. Khoi Young, Stanford	14.333
4. Preston Ngai, Illinois	14.100
5. Fred Richard, Michigan	13.900
6. Parker Thackston, Ohio State	13.833
7. Zach Nunez, Oklahoma	13.800
8. Taylor Christopulos, Nebraska	13.766
9. Kacper Garnczarek, Penn State	13.766
10. Maddox Pabellon, Army	13.733
13. Yanni Chronopoulos, Nebraska	13.533
23. Travis Wong, Nebraska	13.133
33. Nathan York, Nebraska	12.400

STILL RINGS

Gymnast	Score
1. Asher Hong, Stanford	14.433
2. Mark Berlaga, Stanford	14.200
3. Tas Hajdu, Oklahoma	14.133
4. Chris Hiser, Nebraska	14.133
5. Fred Richard, Michigan	14.066
6. Rithik Puri, Michigan	13.966
7. Asher Cohen, Nebraska	13.933
8. Matthew Burgoyne, Oklahoma	13.933
9T. Javier Alfonso, Michigan	13.833
9T. Taylor Burkhart, Stanford	13.833
15. Taylor Christopulos, Nebraska	13.666
18. Yanni Chronopoulos, Nebraska	13.533

VAULT

Gymnast	Score
1. Kameron Nelson, Ohio State	14.633
2. Asher Hong, Stanford	14.566
3. Garrett Schooley, Illinois	14.533
4T. Colt Walker, Stanford	14.400
4T. David Wolma, Michigan	14.400
4T. Fred Richard, Michigan	14.400
7. Amari Sewell, Illinois	14.366
8. Taylor Burkhart, Stanford	14.366
9. Jasper Smith-Gordon, California	14.366
10. Alex Nitache, Nebraska	14.333
12. Chase Mondl, Nebraska	14.333
16. Luke James, Nebraska	14.066
24. Taylor Christopulos, Nebraska	13.933

PARALLEL BARS

Gymnast	Score
1. Paul Juda, Michigan	14.200
2. Colt Walker, Stanford	14.133
3. Evgeny Siminiuc, Michigan	14.066
4. Asher Hong, Stanford	14.033
5. Jeremy Bischoff, Stanford	14.000
6. Fred Richard, Michigan	13.966
7. Josh Karnes, Penn State	13.900
8. Colin Flores, Oklahoma	13.800
9. Matthew Burgoyne, Oklahoma	13.766
10. Yanni Chronopoulos, Nebraska	13.733
18. Joey Pepe, Nebraska	13.466
19. Nathan York, Nebraska	13.466
33. Taylor Christopulos, Nebraska	12.366

HIGH BAR

Gymnast	Score
1. Emre Dodanli, Oklahoma	13.833
2T. Fred Richard, Michigan	13.766
2T. Carson Eshleman, Michigan	13.766
4. Kelton Christiansen	13.733
5. Ian Lasic-Ellis, Stanford	13.700
6. Paul Juda, Michigan	13.666
7. Evgeny Siminiuc, Michigan	13.600
8. Max Odden, Nebraska	13.600
9. Brandon Nguyen, Stanford	13.600
10. Taylor Christopulos, Nebraska	13.566
16. Cole Partridge, Nebraska	13.266
29. Yanni Chronopoulos, Nebraska	12.833



Sophomore Chase Mondl earned 2nd place on floor at the 2025 NCAA Championships.

2025 EVENT TITLES

Gymnast	Event	Date
Taylor Christopulos	High Bar	1/18/25 (at RMO)
Luke James	Floor	1/31/25 (at Illinois)
Chris Hiser	Rings	1/31/25 (at Illinois)
Cole Partridge	High Bar	1/31/25 (at Illinois)
Alex Nitache	Parallel Bars	1/31/25 (at Illinois)
Nathan York	Parallel Bars	1/31/25 (at Illinois)
Chase Mondl	Floor	2/15/25 (vs. Greenville)
Taylor Christopulos	Pommel Horse	2/15/25 (vs. Greenville)
James Friedman	Rings	2/15/25 (vs. Greenville)
Nathan York	Parallel Bars	2/15/25 (vs. Greenville)
Max Odden	High Bar	2/15/25 (vs. Greenville)
Chase Mondl	Floor	2/28/25 (at Cal & Stanford)
Joey Pepe	Parallel Bars	2/28/25 (at Cal & Stanford)
Taylor Christopulos	High Bar	2/28/25 (at Cal & Stanford)
Taylor Christopulos	Pommel Horse	3/8/25 (vs. Ohio State)
Chris Hiser	Rings	3/8/25 (vs. Ohio State)
Yanni Chronopoulos	Rings	3/8/25 (vs. Ohio State)
Yanni Chronopoulos	Parallel Bars	3/8/25 (vs. Ohio State)
Taylor Christopulos	Floor	3/16/25 (at Penn State)
Yanni Chronopoulos	Pommel Horse	3/16/25 (at Penn State)
Chase Mondl	Vault	3/16/25 (at Penn State)
Asher Cohen	Rings	3/21/25 (vs. Michigan)
Chase Mondl	Vault	3/21/25 (vs. Michigan)
Yanni Chronopoulos	Rings	4/4/25 (Big Ten Meet)

2025 ALL-AMERICANS



ASHER COHEN

Asher Cohen capped off his junior year by earning All America honors at the 2025 NCAA National Championships on the rings. He posted a score of 13.933 for seventh place. This makes him a 2x All-American on the event.



CHASE MONDI

Chase Mondt finished up his exceptional sophomore season by earning All-America honors on floor during the 2025 National NCAA Championship. Mondt scored a 14.66 to win him second place.



CHRIS HISER

Chris Hiser closed out his time as a Husker by earning All-America Honors on the rings at the 2025 NCAA National Championships. He was awarded fourth place after scoring a 14.133 on the event.




TAYLOR CHRISTOPULOS

Taylor Christopoulos finished his final season as a Husker earning All America honors in the all-around and on the pommel horse at the 2025 NCAA National Championships. He finished fifth in the all-around and notched a 13.766 on the pommel horse to award him eighth place.



MAX ODDEN

Max Odden capped off his sophomore year by earning All-America honors on the high bar at the 2025 NCAA National Championships. Odden came away with a score of 13.66 for the 11th place finish and his first All-America award.





HUSKER HISTORY

TOM SCHLESINGER: ALL-AMERICAN, OLYMPIAN & NISSEN-EMERY WINNER

NEBRASKA ALL-TIME RESULTS

Note: Men's gymnastics meet-by-meet results are not available before 1964. Nebraska was in the Big Eight Conference from 1964 through 1994. NU was a member of the Mountain Pacific Sports Federation from 1995 through 2011. The Huskers joined the Big Ten in 2012. (H) denotes Nebraska home meets; (A) denotes all other meets not held in Lincoln, including all neutral sites. *Italicized* denote club teams and international teams who do not count toward overall record.

1964: RECORD 11-1

NU	Opponent	Result	Site
82.0	Fort Hays State	30.0	H
49.0	Denver	63.0	H
63.0	Iowa State	39.0	H
69.5	Mankato State	42.5	A
87.0	Bemidji	24.0	A
63.5	Minnesota	48.5	A
59.0	Colorado	53.0	A
72.0	Colorado State	40.0	A
203.5	Big Eight Champs. (1st)		A
	Iowa State	154.5	
	Colorado	129.0	
	Kansas	13.0	
	Kansas State	4.0	

1965: RECORD 9-4-1

NU	Opponent	Result	Site
96.0	Fort Hays State	40.0	A
83.0	Minnesota	37.0	H
93.0	Kansas State	25.0	H
78.5	Colorado State	39.5	H
33.0	Iowa State	87.0	A
88.5	Kansas	31.5	H
60.0	Colorado	60.0	A
72.5	Mankato State	47.5	H
71.0	Air Force	49.0	A
55.5	UCLA	64.5	A
112.0	Big Eight	(3rd)	A
	Iowa State	178.5	
	Colorado	126.0	
	Kansas	30.5	
	Kansas State	3.0	

1966: RECORD 6-9

NU	Opponent	Result	Site
155.10	Fort Hays State	143.70	H
145.05	Kansas State	96.70	A
157.15	Mankato State	175.65	A
152.50	Minnesota	165.50	A
150.45	Wichita State	130.70	H
165.00	Iowa State	189.55	H
165.00	Oklahoma	118.25	H
	Air Force	168.55	H
152.15	Colorado	161.90	H
165.00	Kansas	173.05	A
145.85	Big Eight	(4th)	A
	Iowa State	186.55	
	Colorado	175.25	
	Kansas	165.40	
	Oklahoma	99.80	
	Kansas State	92.50	

1967: RECORD 9-8

NU	Opponent	Result	Site
162.60	Fort Hays State	150.95	A
162.60	Central Missouri St.	133.50	A
149.95	Oklahoma	143.65	A
172.55	Wichita State	161.15	A
168.20	Minnesota	169.70	H
164.35	Denver	172.55	H
164.40	Iowa State	189.35	A
173.45	Kansas State	141.55	H
162.85	Colorado	167.10	A
162.00	Air Force	166.40	A
172.00	Kansas	164.15	H
169.85	Mankato State	166.60	H
162.90	Big Eight	(4th)	H
	Iowa State	187.45	
	Colorado	172.80	
	Kansas	166.10	
	Oklahoma	143.00	
	Kansas State	138.60	

1968: RECORD 8-7

NU	Opponent	Result	Site
165.05	Air Force	158.90	H
153.65	Fort Hays State	130.40	H
157.90	Iowa	186.80	A
157.90	Minnesota	176.70	A

161.65	Iowa State	173.30	H
169.40	Kansas State	162.65	A
171.05	Colorado	175.05	H
177.95	Kansas	178.40	A
168.90	Wichita State	122.40	H
168.85	Oklahoma	175.85	H
158.20	Big Eight	(5th)	A
	Colorado	178.85	
	Iowa State	177.05	
	Oklahoma	175.60	
	Kansas	169.40	
	Kansas State	154.00	

1969: RECORD 2-12

NU	Opponent	Result	Site
135.10	Oklahoma	152.825	A
140.475	Wichita State	131.940	A
136.35	Iowa State	160.100	A
139.725	Kansas State	141.850	H
138.95	Minnesota	140.975	H
137.05	Kansas	148.200	H
133.02	Colorado	149.600	A
137.15	Air Force	147.400	A
134.425	Mankato State	132.475	H
137.20	Big Eight	(6th)	A
	Iowa State	161.825	
	Oklahoma	149.725	
	Kansas	149.075	
	Colorado	148.475	
	Kansas State	147.350	

1970: RECORD 5-8

NU	Opponent	Result	Site
120.95	Mankato State	109.45	H
135.80	Colorado	126.85	H
125.20	Iowa State	161.15	H
146.15	Kansas State	137.30	A
139.10	Oklahoma	151.15	H
128.50	Minnesota	154.05	A
142.20	Kansas	158.50	A
140.44	Western Michigan	137.00	H
138.10	Big Eight	(5th)	A
	Iowa State	166.55	
	Kansas State	159.05	
	Kansas	156.15	
	Oklahoma	153.45	
	Colorado	115.45	



The 1982 Huskers posted a perfect 39-0 record on the year as their way to a fourth consecutive NCAA title.

NEBRASKA ALL-TIME RESULTS

1971: RECORD 3-7

NU	Opponent	Result	Site
143.90	Iowa State	154.20	A
155.95	Kansas State	153.30	H
145.35	Kansas	153.60	H
138.95	Colorado	122.05	A
138.95	Utah	144.00	A
262.00	Big Eight (5th)		
	Iowa State	316.95	
	Oklahoma	291.80	
	Kansas	283.15	
	Kansas State	273.00	
	Colorado	136.10	

1972: RECORD 5-8

NU	Opponent	Result	Site
142.00	Kansas	138.00	A
142.00	Southern Illinois	147.00	A
144.65	Kansas State	152.05	A
153.75	Iowa State	160.20	H
152.45	Colorado	122.95	H
148.30	Oklahoma	154.10	H
148.75	Iowa	160.00	H
148.30	Northern Iowa	106.30	H
292.40	Big Eight (4th)		
	Iowa State	377.05	
	Oklahoma	299.45	
	Kansas State	293.20	
	Kansas	279.65	
	Colorado	203.10	

1973: RECORD 7-4

NU	Opponent	Result	Site
146.90	Colorado	133.95	A
153.20	Iowa State	167.50	A
153.80	Kansas State	135.55	H
156.30	Kansas	133.50	H
157.10	Oklahoma	162.70	A
156.95	Iowa	160.85	A
313.45	Big Eight (2nd)		H
	Iowa State	330.35	
	Oklahoma	307.35	
	Kansas State	274.85	
	Kansas	273.10	
	Colorado	223.50	

1974: RECORD 6-4

NU	Opponent	Result	Site
154.90	Colorado	144.95	H
156.25	Iowa State	165.35	H
153.10	Kansas State	101.15	A
161.60	Kansas	158.35	A
157.80	Oklahoma	161.85	A
303.45	Big Eight (3rd)		A
	Iowa State	325.05	
	Oklahoma	312.75	
	Colorado	303.45	
	Kansas	273.25	
	Kansas State	129.00	

1975: RECORD 11-8

NU	Opponent	Result	Site
212.15	Iowa State	215.15	H
203.50	Colorado	204.45	A
210.90	Iowa State	215.80	A
216.15	Kansas State	131.55	H
214.00	Kansas	189.70	H
221.15	Southern Illinois	220.25	H
221.70	Oklahoma	210.55	H
413.60	Big Eight (2nd)		A
	Iowa State	422.85	
	Colorado	390.10	
	Oklahoma	387.35	
	Kansas	338.90	
	Kansas State	157.90	
424.40	NCAA Champs (5th)		A
	California	434.30	
	Louisiana State	430.80	
	Southern Illinois	428.20	
	Indiana State	425.85	
	Michigan	423.50	
	Iowa State	423.50	
	Arizona State	418.15	

1976: RECORD 12-6

NU	Opponent	Result	Site
207.600	Iowa State	214.000	A
211.900	Colorado	200.550	H
211.900	Iowa	193.450	H
209.150	Louisiana State	210.550	A
212.150	Iowa State	211.050	H
207.750	Southern Illinois	209.350	A
206.750	Kansas	183.800	A
419.000	Big Eight (1st)		A
	Iowa State	411.200	
	Oklahoma	100.050	
	Colorado	385.200	
	Kansas	264.150	
421.050	NCAA Prelims (4th)		A
	Penn State	429.050	
	California	422.800	
	Louisiana State	422.350	
	Minnesota	407.600	
	Arizona State	402.750	
	Temple	395.600	
	Cal State Fullerton	389.500	
	Final Team Finish (4th)		

1977: RECORD 37-19

NU	Opponent	Result	Site
210.15	Iowa State	210.90	H
393.20	Big Eight Invite (3rd)		H
	Iowa State	425.15	
	Oklahoma	396.85	
	Kansas	368.05	
	Colorado	NTF	
397.60	Windy City Invite (7th)		A
	Iowa State	422.45	
	Minnesota	413.050	
	Northern Illinois	409.250	
	Illinois	409.200	
	Indiana State	401.950	
	Southern Illinois	401.850	
	Illinois State	384.800	
	UIC	374.000	
	Michigan	370.150	
	UW-Oshkosh	362.700	
	Indiana	358.250	
	Iowa	337.850	
	UW-LaCrosse	258.900	
209.35	UIC	195.35	A
301.200	Ball State Classic (5th)		A
	Southern Illinois	309.550	
	Indiana State	308.300	
	Penn State	303.800	
	Illinois	302.650	
	Minnesota	291.000	
	Ball State	288.650	
	Illinois State	279.250	
	Michigan State	264.450	
	Michigan	254.550	
	Western Michigan	237.150	
	Northern Illinois	185.000	
	Iowa	181.500	
412.250	Rocky Mt. Open (2nd)		A
	Iowa State	419.650	
	Arizona State	401.200	
	Odessa	367.450	
	Air Force	343.150	
	Colorado	342.000	
	Houston Baptist	328.250	
	Colorado State	242.450	
	Cal State Fullerton		
	Montana		
	New Mexico		
	Northern Colorado		
	Oklahoma		
209.05	Southern Illinois	207.60	A
211.15	Colorado	196.45	A
210.00	Iowa State	217.50	A
205.50	Iowa Quadrangle (1st)		A
	Minnesota	203.70	
	Illinois State	195.40	
	Iowa	188.95	
214.30	Kansas	190.15	H
211.10	Oklahoma	213.40	H
	Louisiana State	212.75	
425.20	Big Eight Champs (3rd)		A

Oklahoma	427.55
Iowa State	426.90
Colorado	374.90
Kansas	299.55

1978: RECORD 31-14*

*does not include Rocky Mountain Open, as opponent information from that event is not available.

NU	Opponent	Result	Site
200.350	Iowa State	212.440	A
436.350	Big Eight Invite (1st)		A
	Iowa State	427.600	
	Oklahoma	421.600	
	Southern Illinois	417.700	
	Kansas	381.050	
	Colorado	369.950	
424.800	Windy City Invite (3rd)		A
	Indiana State	428.150	
	Iowa State	425.300	
	Southern Illinois	424.750	
	Northern Illinois	416.450	
	UIC	411.650	
	Minnesota	408.850	
	Illinois	404.950	
	Michigan	395.000	
	Houston Baptist	386.650	
	Illinois State	378.950	
	Iowa	370.350	
	Ball State	367.000	
	Indiana	349.100	
205.750	UIC	206.150	A
301.200	Ball State Classic (5th)		A
	Southern Illinois	309.550	
	Indiana State	308.300	
	Penn State	303.800	
	Illinois	302.650	
	Minnesota	291.000	
	Ball State	288.650	
	Illinois State	279.250	
	UIC	270.900	
	Michigan State	264.450	
	Indiana	260.350	
	Michigan	254.550	
	Western Michigan	237.150	
	Northern Illinois	185.000	
	Iowa	181.500	
397.700	Rocky Mt. Open (3rd)		A
206.950	Colorado	197.00	H
209.150	Iowa State	215.35	H
211.950	Iowa	189.00	H
209.700	Kansas	206.90	A
207.800	Oklahoma	218.85	A
212.550	Southern Illinois	214.50	A
211.650	Louisiana State	215.65	A
415.350	Big Eight Champs (3rd)		H
	Oklahoma	434.90	
	Iowa State	434.65	
	Colorado	398.60	
	Kansas	391.95	
NU	Opponent	Result	Site
436.350	Big Eight Invite (1st)		A
	Iowa State	427.600	
	Oklahoma	421.600	
	Southern Illinois	417.700	
	Kansas	381.050	
	Colorado	369.950	
424.800	Windy City Invite (3rd)		A
	Indiana State	428.150	
	Iowa State	425.300	
	Southern Illinois	424.750	
	Northern Illinois	416.450	
	UIC	411.650	
	Minnesota	408.850	
	Illinois	404.950	
	Michigan	395.000	
	Houston Baptist	386.650	
	Illinois State	378.950	
	Iowa	370.250	
	Ball State	367.000	
	Indiana	349.000	
309.350	Ball State Classic (3rd)		A
	Southern Illinois	317.750	

1979: RECORD 66-6

NU	Opponent	Result	Site
436.350	Big Eight Invite (1st)		A
	Iowa State	427.600	
	Oklahoma	421.600	
	Southern Illinois	417.700	
	Kansas	381.050	
	Colorado	369.950	
424.800	Windy City Invite (3rd)		A
	Indiana State	428.150	
	Iowa State	425.300	
	Southern Illinois	424.750	
	Northern Illinois	416.450	
	UIC	411.650	
	Minnesota	408.850	
	Illinois	404.950	
	Michigan	395.000	
	Houston Baptist	386.650	
	Illinois State	378.950	
	Iowa	370.250	
	Ball State	367.000	
	Indiana	349.000	
309.350	Ball State Classic (3rd)		A
	Southern Illinois	317.750	

NEBRASKA ALL-TIME RESULTS



The 1990 Huskers captured the NCAA title at the University of Minnesota. The title was Nebraska's second in three years and capped a stretch of six straight top two finishes.

Indiana State	311.350
Oklahoma	301.950
UIC	300.950
Houston Baptist	298.000
Minnesota	297.700
Iowa	293.050
Ohio State	291.500
Michigan	289.350
Ball State	285.900
Illinois State	281.100
Michigan State	275.200
Western Michigan	266.550
Indiana	233.250
432.900.....Rocky Mt. Open... (1st).....A	
Iowa State	421.800
Arizona State	419.850
Houston Baptist	392.050
Colorado	389.700
Ohio State	386.950
Iowa	370.450
Kansas	370.100
Colorado State	368.100
Air Force	366.900
Northern Colorado	226.450
217.200.....Colorado	209.550.....A
220.900.....Oklahoma	219.950.....A
Iowa State	218.350
221.400.....Kansas	199.150.....H
222.050.....Oklahoma	217.700.....H
217.700.....Southern Illinois	213.400.....H
276.200.....Louisiana State	269.700.....H
439.850.....Big Eight Champs. (2nd).....A	
Oklahoma	443.200
Iowa State	434.500
Colorado	397.800
Kansas	387.800
440.200.....NCAA Regionals (1st).....A	
Oklahoma	438.300
Iowa State	430.250
BYU	425.150
Colorado	411.650
New Mexico	405.650
Houston Baptist	402.150
Iowa	394.850
Air Force	393.000
Colorado State	388.550
446.000.....NCAA Prelims (2nd).....A	
Oklahoma	446.150
Indiana State	437.650
Oregon	436.800
Southern Conn. St.	432.450
Penn State	431.800
Arizona State	429.250
Minnesota	427.300
448.275.....NCAA Finals (1st).....A	
Oklahoma	446.625
Indiana State	441.300

1980: RECORD 37-3

NU	Opponent	Result	Site
263.60	Big Eight Invite	(2nd)	A
	Iowa State	269.30	
	Oklahoma	259.95	
	Colorado		
	Kansas		
	Southern Illinois		
269.60	Windy City Invite	(2nd)	A
	Iowa State	273.400	
	UIC	257.550	
	Indiana State	256.750	
	Minnesota	255.200	
	Southern Illinois		
	Northern Illinois		
	Minnesota		
	Illinois		
	Michigan		
	Houston Baptist		
	Illinois State		
	Iowa		
	UW-Oshkosh		
272.50	Colorado	247.15	H
275.70	Iowa State	273.40	H
	Oklahoma	269.30	
274.70	Kansas	195.40	A
278.90	Oklahoma	276.95	A
278.30	Southern Conn. St.	279.70	A
276.20	Louisiana State	269.70	A
279.55	Big Eight Champs (1st)		
	Iowa State	278.90	
	Oklahoma	275.00	
	Colorado	275.00	
	Kansas	230.50	
281.225	NCAA Prelims (1st)		H
	Iowa State	277.250	
	Oregon	275.000	
	Oklahoma	274.200	
	Southern Conn. St.	273.457	
	UCLA	271.450	
	Arizona State	269.575	
	Penn State	267.100	
	Louisiana State	266.400	
	UIC	266.000	
563.30	NCAA Finals (1st)		H
	Iowa State	557.650	
	Oregon	553.450	

1981: RECORD 15-2*

*Does not include Windy City Invite or the Husky Classic, as opponent information from these competitions are unavailable.

NU	Opponent	Result	Site
550.30	Big Eight Invite	(1st)	H
	Oklahoma		
	Iowa State		
538.40	Windy City Invite	(2nd)	A
282.88	Japan Nationals	283.85	H
170.50	Husky Classic	(1st)	A
277.35	Iowa State	280.55	A
278.00	Arizona State	274.45	A
279.50	Louisiana State	265.85	H
	Southern Illinois	265.10	
280.25	Oklahoma	273.00	H
554.70	Big Eight Champs (2nd)		A
	Oklahoma	558.65	
	Iowa State	540.90	
566.450	NCAA Prelims (1st)		H
	Oklahoma	562.050	
	UCLA	559.700	
	Iowa State	556.600	
	Oregon	543.250	
	Penn State	533.900	
	Arizona State	531.450	
	Illinois	529.800	
	Ohio State	529.800	
	Cal State Fullerton	499.710	
284.600	NCAA Finals (1st)		H
	Oklahoma	281.950	
	UCLA	280.500	

1982: RECORD 39-0

NU	Opponent	Result	Site
281.05	Big Eight Invite	(1st)	H
	Iowa State	265.600	

	Northern Illinois	262.450	
	Southern Illinois	257.700	
	Oklahoma	255.350	
276.35	Windy City Invite (1st)		A
	Southern Illinois	266.550	
	Ohio State	265.500	
	Oklahoma	264.650	
	Iowa State	264.350	
	Penn State	264.000	
	Illinois	262.650	
	Michigan	262.550	
	Iowa	261.950	
	Southern Illinois	249.500	
	UIC	249.050	
	Minnesota	242.600	
283.90	Japan All-Stars	283.40	H
274.85	Iowa State	274.55	A
	Oklahoma	267.25	
284.50	UCLA Invite (1st)		A
	UCLA	278.50	
	Minnesota		
	New Mexico		
	Arizona State		
	Louisiana State		
280.40	Oklahoma	275.05	A
	Iowa State	273.80	
283.90	UCLA	277.50	H
278.10	Southern Illinois	266.10	A
281.05	Big Eight Champs (1st)		H
	Iowa State	276.50	
	Oklahoma	272.75	
286.45	NCAA Prelims (1st)		H
	UCLA	(2nd)	
	Penn State	(3rd)	
	Iowa State	(4th)	
	Ohio State	(5th)	
	Arizona State		
	California		
	Houston Baptist		
	Minnesota		
	Northern Illinois		
286.45	NCAA Finals (1st)		H
	UCLA	281.800	
	Penn State	275.650	

1983: RECORD 45-0

NU	Opponent	Result	Site
280.95	Big Eight Invite	(1st)	H
	Oklahoma	272.850	
	Iowa State	271.300	
	Southern Illinois	266.850	
	Northern Illinois	263.850	
276.85	Windy City Invite (1st)		A
	Iowa State	273.500	
	Minnesota	271.000	
	Oklahoma	270.900	
	Illinois	268.850	
	Northern Illinois	267.650	
	Southern Illinois	266.950	
	Iowa	265.100	
	Ohio State	265.050	
	UIC	259.300	
	Michigan	258.150	
	Penn State	249.150	
289.60	USSR	286.65	H
	Japan	283.05	
276.30	Iowa State	278.90	A
	Oklahoma	277.95	
	Arizona State	275.80	
279.60	Ohio State	275.70	A
	Michigan	270.50	
282.45	Penn State	280.05	A
280.85	Louisiana State	276.75	A
282.80	UCLA Invite (2nd)		A
	UCLA	283.200	
	Southern Illinois	278.800	
	Louisiana State	277.300	
	New Mexico	273.450	
	Minnesota	273.350	
	Michigan	239.800	
282.05	Oklahoma	274.90	H
	Iowa State	274.90	
279.50	Southern Illinois	273.75	H
285.45	UCLA	281.25	H
282.20	Big Eight Champs (1st)		A

NEBRASKA ALL-TIME RESULTS

Iowa State	278.85
Oklahoma	271.45
283.000.....NCAA Prelims	(1st).....A
UCLA	281.400
Penn State	279.450
Iowa State	277.650
Ohio State	277.550
Illinois	277.100
Oklahoma	276.600
Northern Illinois	276.250
Southern Illinois	275.950
Arizona State	274.500
287.800.....NCAA Finals	(1st).....A
UCLA	283.900
Penn State	283.700

1984: RECORD 31-10

NU.....	Opponent	Result.....	Site
278.55.....	Big Eight Invite	(1st).....	H
	Southern Illinois.....	273.500	
	Iowa State	270.000	
	Iowa	264.150	
	Oklahoma	263.650	
	Northern Illinois	258.350	
276.20.....	Windy City Invite.....	(1st).....	A
	Iowa State	273.300	
	Ohio State	271.650	
	Southern Illinois.....	270.300	
	Iowa	268.100	
	Oklahoma	267.800	
	Louisiana State	267.400	
	Northern Illinois	264.850	
	UIC	264.250	
	Illinois	264.150	
	Minnesota	263.950	
	Michigan	252.950	
285.20.....	Japan All-Stars	287.00	H
274.25.....	Iowa State	275.20	H
	Oklahoma	270.20	H
278.85.....	Penn State	275.15	H
	Ohio State	274.75	
	Louisiana State	270.30	
276.15.....	UCLA Invite	(2nd).....	A
	UCLA	282.850	
	Illinois	272.700	
	Minnesota	274.400	
	Louisiana State	273.050	
	New Mexico	272.300	
	Arizona State	268.450	
278.30.....	Oklahoma	280.30	A
	Iowa State	276.30	
278.05.....	Southern Illinois.....	278.45	A
281.60.....	UCLA	283.20	H
279.55.....	Big Eight Champs (2nd).....		A
	Oklahoma	279.65	
	Iowa State	276.35	
277.65.....	NCAA Prelims	(5th).....	A
	UCLA	285.050	
	Penn State	279.900	
	Ohio State	279.800	
	Iowa State	278.850	
	Oklahoma	277.300	
	Southern Illinois.....	276.400	
	Iowa	275.500	
	Minnesota	274.850	

1985: RECORD 41-5

NU.....	Opponent	Result.....	Site
276.150.....	Big Eight Invite	(1st).....	H
	Iowa State	264.950	
	Iowa	269.900	
	Northern Illinois	257.500	
	Illinois	269.200	
	Southern Illinois.....	270.900	
	Oklahoma	266.400	
276.000.....	Windy City Invite.....	(2nd).....	A
	Ohio State	277.200	
	Southern Illinois.....	272.500	
	Iowa	271.950	
	Illinois	269.700	
	Minnesota	269.400	
	Iowa State	269.400	
	Oklahoma	269.300	
	Indiana State	263.450	
	UIC	251.800	

	Northern Illinois	248.300	
	Michigan	247.800	
276.750....	Oklahoma	274.900	A
	Iowa State	274.500	
280.750....	Penn State	288.150	A
279.300....	Oklahoma	278.050	A
	Iowa State	275.200	
279.750....	Titan Invite	(1st)	A
	Cal State Fullerton ..	277.900	
	New Mexico	277.450	
	Minnesota	275.800	
	Stanford	274.800	
	Illinois	273.650	
281.600....	UCLA Invite	(2nd)	A
	UCLA	282.350	
	Arizona State	280.900	
	New Mexico	279.700	
	Minnesota	278.750	
	Illinois	274.850	
282.150....	Southern Illinois.....	277.850	H
284.900....	Big Eight Champs (1st)		H
	Oklahoma	279.900	
	Iowa State	275.750	
285.350....	NCAA Prelims	(2nd)	H
	Penn State	286.550	
	Ohio State	284.050	
	Arizona State	284.000	
	UCLA	282.750	
	Iowa	280.000	
	Stanford	279.900	
	Oklahoma	278.900	
	Cal State Fullerton ..	277.850	
	Southern Illinois.....	277.550	
284.550....	NCAA Finals	(2nd)	H
	Ohio State	285.350	
	Penn State	283.050	

1986: RECORD 21-3*

*Does not include Windy City Invite, Titan Invite, UCLA Invite or the Southwest Cup, as opponent information from these competitions is not available.

NU.....	Opponent	Result.....	Site
265.30.....	Big Eight Invite	(2nd).....	H
	Southern Illinois.....	266.150	
	Iowa	265.400	
	Oklahoma	262.150	
	Iowa State	259.300	
263.80.....	Windy City Invite	(5th).....	A
278.60.....	Oklahoma	276.15	A
	Iowa State	259.40	
273.80.....	Titan Invite	(3rd).....	A
277.75.....	UCLA Invite	(3rd).....	A
279.75.....	Oklahoma	272.85	H
	Iowa State	267.90	
279.85.....	Southwest Cup.....	(2nd).....	A
280.50.....	Minnesota	273.70	H
278.90.....	Southern Illinois.....	278.95	A
283.750.....	Big Eight	(1st).....	A
	Oklahoma	280.10	
	Iowa State	271.60	
283.600.....	NCAA Prelims	(1st).....	H
	Arizona State	283.100	
	Stanford	282.150	
	Oklahoma	281.700	
	UCLA	280.450	
	Iowa	279.000	
	Southern Illinois.....	278.000	
	New Mexico	277.850	
	Ohio State	277.000	
	Penn State	274.400	
283.600.....	NCAA Finals	(2nd).....	H
	Arizona State	283.900	
	Stanford	279.500	

1987: RECORD 25-4-1

NU.....	Opponent	Result.....	Site
276.800.....	Big Eight Invite	(1st).....	H
	Oklahoma	270.650	
	Southern Illinois.....	262.500	
	Iowa State	258.200	
286.450.....	Japan All-Stars	282.30	H
273.950.....	Oklahoma Invite	(2nd).....	A
	Oklahoma	278.450	

	Houston Baptist ...	271.950	
	Southern Illinois....	271.750	
	Minnesota	270.900	
279.700.....	Oklahoma	279.700	H
	Iowa State	258.55	
283.800.....	UCLA	278.65	H
278.900.....	Southwest Cup ...	(2nd).....	A
	UCLA	280.400	
	Ohio State	277.050	
	Arizona State.....	274.250	
280.950.....	Oklahoma	278.250	A
	Iowa State	257.000	
DNC	Minnesota & Wisconsin.....		A
281.200.....	Ohio State	279.400	A
284.800.....	Southern Illinois.....	274.200	H
282.950.....	Big Eight Champs (2nd).....		A
	Oklahoma	285.150	
	Iowa State	257.500	
284.900.....	NCAA Prelims	(1st).....	A
	UCLA	283.000	
	Penn State	282.300	
	Oklahoma	281.250	
	Iowa.....	280.250	
	New Mexico	279.700	
	Houston Baptist ...	278.150	
	Ohio State	276.450	
	Minnesota.....	274.750	
	Cal State Fullerton.....	274.050	
284.750.....	NCAA Finals	(2nd).....	A
	UCLA	285.300	
	Penn State	284.200	

1988: RECORD 28-3

NU.....	Opponent	Result.....	Site
280.70.....	Big Eight Invite	(1st).....	H
	Southern Illinois.....	259.90	
	Iowa State	249.15	
271.00.....	Iowa State Triangular.....	(1st).....	A
	Oklahoma	270.30	
	Iowa State	254.15	
281.10.....	Nebraska Invite	(1st).....	H
	Houston Baptist	278.35	
	Iowa	273.55	
	Arizona State.....	272.40	
281.10.....	UCLA Invite	(3rd).....	A
	UCLA	284.80	
	Illinois	282.15	
	Stanford.....	277.75	
	Arizona State.....	275.80	
	Minnesota	274.55	
	New Mexico	272.80	
276.10.....	Minnesota.....	279.00.....	A
286.75.....	Oklahoma Triangular.....	(1st).....	A
	Oklahoma	284.50	
	Iowa State	265.40	
283.05.....	Southern Illinois.....	267.95.....	A
285.60.....	Ohio State	280.45.....	H
284.40.....	Big Eight Champs. (1st).....		H
	Oklahoma	283.55	
	Iowa State	267.05	
286.650.....	NCAA Prelims	(1st).....	H
	Illinois	285.700	
	UCLA	285.250	
	Stanford.....	283.850	
	Iowa	283.050	
	Houston Baptist	280.700	
	Minnesota.....	280.550	
	Oklahoma	280.300	
	Ohio State	279.650	
	Penn State	278.550	
288.15.....	NCAA Finals	(1st).....	H
	Illinois	287.15	
	UCLA	285.15	

1989: RECORD 22-4

NU.....	Opponent	Result.....	Site
275.30.....	Big Eight Invite	(1st).....	A
	Iowa State	258.15	
	Oklahoma	NFT	
278.65.....	UCLA Invite	(2nd).....	A
	Illinois	279.20	
	UCLA	277.85	
	Minnesota.....	273.05	
	Arizona State.....	272.65	

NEBRASKA ALL-TIME RESULTS

278.20	New Mexico	260.90	
278.50	Minnesota	276.65	H
	Big Eight Triangular (1st)		H
	Iowa State	260.95	
	Oklahoma	NFT	
280.05	Houston Baptist	283.85	H
277.30	Southern Illinois	262.70	H
275.30	Ohio State	278.80	A
282.15	Big Eight Champs. (1st)		A
	Iowa State	264.90	
	Oklahoma	262.00	
283.60	NCAA Qualifiers. (1st)		H
	Minnesota	283.35	
	Illinois	282.95	
	UCLA	282.60	
	Houston Baptist	281.30	
	Stanford	279.25	
	Ohio State	278.95	
	Arizona State	276.35	
	Penn State	275.15	
	Iowa	272.20	
282.30	NCAA Finals. (2nd)		H
	Illinois	283.40	
	Minnesota	280.55	

1990: RECORD 37-2-1

NU	Opponent	Result	Site
272.00	Big Eight Invite (1st)		H
	Oklahoma	264.90	
	Iowa State	257.10	
	Air Force	250.00	
278.65	Big Eight Triangular (1st)		H
	Oklahoma	270.65	
	Iowa State	255.90	
282.90	Ohio State	277.60	H
280.80	Fullerton State Invite (1st)		A
	New Mexico	270.75	
	Fullerton State	270.05	
	Illinois	262.15	
	San Jose State	261.05	
283.075	UCLA Invite (1st)		A
	UCLA	279.20	
	Minnesota	278.80	
	New Mexico	273.075	
	Arizona State	271.50	
	Illinois	269.95	
278.20	Houston Baptist	267.55	H
281.60	Big Eight Triangular (1st)		A
	Oklahoma	276.90	
	Iowa State	265.45	
281.65	Minnesota	281.65	A
279.85	Houston Baptist	274.30	A
282.15	Big Eight Champs. (1st)		A
	Oklahoma	281.30	
	Iowa State	267.15	
284.50	West Regional (1st)		A
	UCLA	281.30	
	Oklahoma	279.45	
	New Mexico	274.85	
	Stanford	274.20	
	Fullerton State	273.20	
	Arizona State	273.80	
	BYU	270.45	
	California	269.80	
	San Jose State	261.35	
284.00	NCAA Prelims (3rd)		A
	Minnesota	286.05	
	UCLA	284.50	
	Iowa	281.00	
	Ohio State	280.50	
	Oklahoma	280.25	
	Penn State	279.90	
	New Mexico	274.35	
287.40	NCAA Finals (1st)		A
	Minnesota	287.30	
	UCLA	283.85	

1991: RECORD 12-16

NU	Opponent	Result	Site
276.65	Big Eight Invite (1st)		H
	Oklahoma	274.05	
	Iowa State	257.65	
	Air Force	251.40	
269.10	Rocky Mountain (3rd)		A

	Oklahoma	275.25	
	BYU	269.90	
	New Mexico	268.40	
	Iowa State	261.00	
	Air Force	260.20	
271.55	New Mexico	278.35	A
	Oklahoma	278.40	
276.05	Big Eight Triangular (1st)		A
	Oklahoma	275.25	
	Iowa State	259.60	
275.80	Ohio State	278.70	A
278.60	Minnesota	272.45	H
280.25	Oklahoma	284.80	A
279.40	Arizona State	277.40	H
281.15	Big Eight Champs (2nd)		H
	Oklahoma	283.80	
	Iowa State	265.35	
280.40	West Regional (4th)		A
	Stanford	284.65	
	UCLA	283.10	
	Oklahoma	282.65	
282.00	NCAA Prelims (7th)		A
	UCLA	286.325	
	Oklahoma	285.95	
	Penn State	285.65	
	Minnesota	285.55	
	Stanford	282.475	
	Ohio State	282.40	
	Iowa	279.05	

1992: RECORD 39-4

NU	Opponent	Result	Site
279.90	Rocky Mountain (1st)		A
	BYU	278.600	
	Oklahoma	273.800	
	Iowa State	262.100	
	Air Force	260.750	
278.20	Big Eight Invite (2nd)		H
	Oklahoma	278.300	
	Iowa State	263.400	
	Air Force	259.550	
284.00	Big Eight Triangular (1st)		A
	Oklahoma	279.800	
	Iowa State	265.550	
283.60	Ohio State	280.05	H
280.40	Minnesota	280.95	A
281.50	Southwest Cup (1st)		A
	Oklahoma	276.000	
	UCLA	275.950	
	Arizona State	272.300	
	New Mexico	271.200	
	California	270.250	
	UC Santa Barbara	268.450	
284.65	Big Eight Triangular (1st)		H
	Oklahoma	281.250	
	Iowa State	264.200	
286.20	New Mexico	276.85	H
284.35	UCLA Invite (1st)		A
	UCLA	274.500	
	UC Santa Barbara	268.450	
	Army West Point	257.800	
286.500	Big Eight (1st)		A
	Oklahoma	279.80	
	Iowa State	267.25	
286.175	West Regional (1st)		A
	Stanford	285.275	
	BYU	283.600	
	UCLA	282.525	
	New Mexico	278.150	
	Oklahoma	278.075	
	California	277.725	
	Arizona State	270.650	
	UC Santa Barbara	269.150	
	Air Force	268.000	
286.925	NCAA Prelims (2nd)		H
	Stanford	287.200	
	Ohio State	286.800	
	Minnesota	285.375	
	Iowa	283.950	
	BYU	281.350	
	Penn State	281.225	
	UCLA	280.000	
288.950	NCAA Finals (2nd)		H
	Stanford	289.575	

Ohio State	286.250
------------	---------

1993: RECORD 32-1

NU	Opponent	Result	Site
276.800	Rocky Mountain (1st)		A
	BYU	274.100	
	Oklahoma	272.600	
	USOTC	266.800	
	New Mexico	266.050	
	Air Force	262.050	
	Army West Point	259.100	
	Texas	233.650	
	Washington	152.750	
	Iowa State	133.800	
281.250	Big Eight Invite (1st)		H
	Oklahoma	273.550	
	Air Force	255.650	
	Iowa State	138.750	
280.650	Big Eight Triangular (1st)		H
	Oklahoma	268.600	
	Iowa State	219.450	
281.200	Ohio State	280.40	A
281.150	Minnesota	279.80	A
280.300	Oklahoma	275.40	A
	Iowa State	227.50	
281.350	Penn State	274.40	H
288.200	New Mexico	279.35	A
283.300	Big Eight Champs. (1st)		A
	Oklahoma	281.05	
	Iowa State	246.75	
285.375	West Regional (1st)		A
	Stanford	282.800	
	Oklahoma	282.775	
	UCLA	282.250	
	California	281.625	
	BYU	278.625	
286.525	NCAA Prelims (1st)		A
	Ohio State	283.950	
	Stanford	283.100	
	Oklahoma	281.425	
	Minnesota	281.300	
	Illinois	277.800	
275.500	NCAA Finals (2nd)		A
	Stanford	276.500	
	Ohio State	274.050	

1994: RECORD 32-3

NU	Opponent	Result	Site
277.100	Rocky Mountain (1st)		A
	BYU	269.850	
	New Mexico	265.800	
	Arizona State	257.700	
	Air Force	249.600	
	Iowa State	249.100	
	Washington	190.150	
	Texas	171.100	
275.500	Big Eight Invite (1st)		H
	Air Force	250.850	
	Iowa State	217.350	
280.025	Big Eight Triangular (1st)		A
	Oklahoma	279.350	
	Iowa State	243.250	
279.550	Minnesota	270.600	A
	UCLA	270.975	
280.250	Oklahoma	283.950	A
	Iowa State	255.300	
280.050	New Mexico	273.600	H
284.400	Stanford Five Way (2nd)		A
	Stanford	285.125	
	California	278.925	
	San Jose State	259.050	
	Western Michigan	249.550	
284.85	Ohio State	285.550	H
286.85	Iowa	284.100	A
287.775	Big Eight (1st)		H
	Oklahoma	286.025	
	Iowa State	261.850	
287.025	West Regional (1st)		A
	Stanford	284.650	
	Oklahoma	284.475	
	UCLA	283.150	
	California	280.325	
	New Mexico	274.000	
287.325	NCAA Prelims (1st)		H

NEBRASKA ALL-TIME RESULTS

	Stanford	
	Ohio State	
	Oklahoma	281.425
	Iowa	281.050
	Penn State	276.375
288.250	NCAA Finals (1st)	H
	Stanford	285.925
	Ohio State	285.025

1995: RECORD 26-11-1

NU	Opponent	Result	Site
221.75	Rocky Mountain (2nd)	A	
	New Mexico	224.70	
	Oklahoma	216.65	
	Massachusetts	214.40	
	Arizona State	214.00	
	Air Force	212.10	
227.225	Oklahoma	218.15	H
226.50	Penn State	227.95	A
224.50	William & Mary	219.70	A
	James Madison	208.70	
226.55	Oklahoma	223.65	A
230.075	New Mexico	231.00	A
228.55	Ohio State	229.90	A
226.85	Gold's Challenge (3rd)	A	
	California	227.90	
	Ohio State	227.30	
	Oklahoma	226.60	
	UC Santa Barbara	214.50	
	San Jose State	213.40	
228.675	Iowa	228.675	H
229.575	Minnesota	226.275	H
228.525	MPSF Champs (3rd)	A	
	Stanford	229.00	
	New Mexico	228.825	
	Oklahoma	228.025	
	California	227.825	
	BYU	225.800	
	Air Force	215.400	
	San Jose State	213.85	
	UC Santa Barbara	210.25	
227.125	West Regional (3rd)	A	
	Stanford	228.75	
	Oklahoma	227.325	
	California	226.725	
	New Mexico	226.65	
	BYU	224.30	
230.425	NCAA Prelims (1st)	A	
	Stanford	230.075	
	Penn State	228.900	
	Oklahoma	228.725	
	Ohio State	228.725	
	Iowa	227.925	
231.55	NCAA Finals (2nd)	A	
	Stanford	232.400	
	Penn State	229.775	

1996: RECORD 18-9

NU	Opponent	Result	Site
220.475	Rocky Mountain (2nd)	A	
	USOTC	226.675	
	New Mexico	221.525	
	BYU	217.255	
	Oklahoma	215.450	
	Massachusetts	212.500	
	Air Force	209.900	
	Arizona State	196.400	
223.175	Oklahoma	222.250	A
225.875	New Mexico	220.200	H
225.50	Iowa	229.275	A
226.10	Oklahoma	223.900	H
	USOTC	214.825	
225.925	Minnesota	224.125	A
229.025	Ohio State	231.075	H
224.20	MPSF Champs (4th)	A	
	California	228.970	
	Oklahoma	226.840	
	Stanford	224.750	
	New Mexico	222.530	
	BYU	218.850	
	San Jose State	213.600	
	Air Force	121.700	
	UC Santa Barbara	208.850	

226.925	West Regional (4th)	H
	California	230.475
	Stanford	228.500
	Oklahoma	227.375
	New Mexico	225.075
	BYU	223.150
	Air Force	203.575
	UC Santa Barbara	193.550
	San Jose State	151.300

1997: RECORD 21-8

NU	Opponent	Result	Site
220.475	Rocky Mountain (1st)	A	
	Oklahoma	222.400	
	New Mexico	219.075	
	Air Force	206.450	
	BYU	123.800	
226.15	Oklahoma	227.57	H
224.25	New Mexico	226.775	A
229.35	Ohio State	232.00	A
	Oklahoma	227.725	
227.60	Oklahoma	228.575	A
	BYU	223.70	
231.70	Iowa	229.70	H
230.175	Minnesota	225.15	H
230.90	Penn State	228.45	H
230.70	MPSF (1st)	H	
	Oklahoma	230.100	
	California	229.800	
	New Mexico	225.025	
	Stanford	224.650	
	BYU	223.700	
	Air Force	211.750	
	San Jose State	201.300	
	UC Santa Barbara	196.700	
226.725	West Regional (5th)	A	
	California	233.125	
	Oklahoma	230.500	
	Stanford	228.175	
	New Mexico	227.150	
	BYU	224.775	
	Air Force	210.950	
	San Jose State	153.800	
	UC Santa Barbara	153.800	

1998: RECORD 18-7

NU	Opponent	Result	Site
224.180	Rocky Mountain (2nd)	A	
	BYU	226.000	
	Oklahoma	222.580	
	New Mexico	221.600	
	USOTC	211.200	
	Air Force	211.050	
	Arizona State	204.900	
226.30	Oklahoma	226.600	A
	Ohio State	227.900	
230.15	Iowa	230.625	A
	Oklahoma	226.425	
229.575	Minnesota	221.275	A
231.05	Oklahoma	227.850	H
	New Mexico	222.300	
230.675	Ohio State	230.175	H
230.025	Penn State	231.150	A
227.850	MPSF Champs (2nd)	A	
	California	229.050	
	BYU	225.950	
	New Mexico	224.750	
	Oklahoma	224.075	
	Stanford	219.025	
	Air Force	212.150	
	UC Santa Barbara	210.300	
228.075	West Regional (4th)	A	
	California	231.450	
	BYU	228.850	
	Oklahoma	228.450	
	New Mexico	223.725	
	Air Force	214.250	

1999: RECORD 24-6-1

NU	Opponent	Result	Site
221.150	Rocky Mountain (1st)	A	
	Oklahoma	221.050	
	BYU	220.250	
	Air Force	211.150	
	New Mexico	208.900	

227.075	Oklahoma	224.175	H
228.050	Minnesota	213.975	H
229.00	Iowa	227.375	H
221.450	Oklahoma	224.175	A
225.950	BYU	226.000	A
	Michigan State	225.675	
228.975	Penn State	226.875	H
230.150	New Mexico	223.575	A
228.775	MPSF Champs (T1st)	A	
	Oklahoma	228.775	
	BYU	224.275	
	Stanford	224.275	
	New Mexico	222.950	
	California	221.150	
	Air Force	216.275	
	UC Santa Barbara	211.000	
228.775	West Regional (1st)	A	
	BYU	228.475	
	Stanford	226.900	
	Oklahoma	226.100	
	California	220.600	
	Air Force	213.600	
229.525	NCAA Prelims (3rd)	H	
	Michigan	230.500	
	Ohio State	229.850	
	Penn State	228.200	
	BYU	227.150	
	Stanford	226.700	
229.600	NCAA Finals (3rd)	H	
	Michigan	232.550	
	Ohio State	230.600	

2000: RECORD 10-11

NU	Opponent	Result	Site
222.975	Rocky Mountain (1st)	A	
	Oklahoma	222.875	
	BYU	221.050	
	Air Force	210.800	
223.925	Air Force	214.425	H
222.975	Oklahoma	227.75	A
222.750	UC Santa Barbara	214.90	A
216.675	Iowa	226.30	A
217.825	Oklahoma	226.375	H
223.700	Penn State	231.050	A
223.700	Minnesota	227.275	A
228.225	MPSF Champs (3rd)	A	
	Oklahoma	230.675	
	California	230.625	
	Stanford	226.000	
	BYU	225.875	
	Air Force	218.500	
	UC Santa Barbara	212.250	
226.400	NCAA Qualifier (5th)	A	
	Michigan	231.925	
	Ohio State	229.375	
	Penn State	229.125	
	Illinois	227.900	
	Massachusetts	222.150	
	Final Team Finish	(9th)	

2001: RECORD 7-6

NU	Opponent	Result	Site
200.050	Rocky Mountain (2nd)	A	
	Oklahoma	209.750	
	Air Force	194.100	
207.100	UC Santa Barbara	200.200	A
	Air Force	198.550	
202.575	Iowa	206.575	H
200.950	Oklahoma	215.000	A
206.100	Air Force	196.650	H
205.650	Minnesota	207.550	H
205.325	MPSF Champs (3rd)	A	
	Oklahoma	217.725	
	California	213.925	
	Stanford	203.550	
	Air Force	196.550	
	UC Santa Barbara	195.525	

2002: RECORD 5-12

NU	Opponent	Result	Site
205.500	Illinois	210.500	A
204.750	Rocky Mountain (4th)	A	
	Oklahoma	214.325	
	Iowa	204.750	
	Army West Point	198.275	
	Air Force	197.600	

NEBRASKA ALL-TIME RESULTS

206.750.....	Oklahoma	218.125	A
	Michigan	208.450	
202.175.....	Iowa	210.650	A
206.600.....	Oklahoma	211.550	H
202.925.....	Minnesota	214.250	A
209.725.....	Ohio State	217.400	H
210.350.....	Air Force	202.525	H
205.825.....	MPSF Champs.	(4th)	A
	Oklahoma	219.225	
	California	217.200	
	Stanford	207.650	
	Air Force	202.850	
	UC Santa Barbara ..	202.500	

2003: RECORD 4-16

NU.....	Opponent	Result.....	Site
204.075.....	Iowa	211.725	A
206.550.....	Rocky Mountain ...	(2nd)	A
	Oklahoma	214.475	
	Air Force	196.375	
	Arizona State	188.850	
	Washington	170.900	
210.550.....	Oklahoma	217.250	A
212.350.....	Ohio State	220.500	A
209.900.....	Oklahoma	218.975	A
209.125.....	Stanford Quad.	(4th)	A
	California	216.325	
	Stanford	213.000	
	Michigan	211.075	
213.575.....	Air Force	201.400	H
214.625.....	Minnesota	211.660	H
214.125.....	MPSF Champs.	(4th)	H
	Oklahoma	223.500	
	California	216.025	
	Stanford	215.250	
	Air Force	197.600	
207.425.....	NCAA Qualifier ...	(6th)	A
	Oklahoma	221.125	
	Michigan	217.950	
	Illinois	217.675	
	California	217.275	
	Temple	209.400	
	Final Team Finish..	(11th)	

2004: RECORD 13-16

NU.....	Opponent	Result.....	Site
204.825.....	Rocky Mountain ...	(3rd)	A
	Oklahoma	211.400	
	Iowa	211.300	
	Air Force	192.850	
213.975.....	Iowa	217.75	H
210.900.....	West Point Open. ..	(2nd)	A
	Penn State	214.625	
	Army West Point ..	208.700	
	Temple	206.150	
	Navy	200.350	
	Springfield	198.700	
	Houston	198.550	
	James Madison	188.000	
	So. Conn.	187.400	
	M.I.T.	142.900	
214.925.....	Ohio State	213.475	H
213.875.....	Oklahoma Quad.	(3rd)	A
	Oklahoma	221.475	
	Michigan	218.225	
	Minnesota	210.700	
211.475.....	Minnesota	212.725	A
218.525.....	Oklahoma	219.200	H
	Air Force	203.125	
211.525.....	MPSF Champs.	(4th)	A
	California	220.225	
	Oklahoma	219.600	
	Stanford	214.675	
	Air Force	204.900	
212.250.....	NCAA Qualifier ...	(6th)	A
	California	220.875	
	Ohio State	219.625	
	Illinois	218.525	
	Stanford	214.600	
	Minnesota	214.525	
	Final Team Finish..	(10th)	

2005: RECORD 13-13

NU.....	Opponent	Result.....	Site
---------	----------------	-------------	------

206.625.....	Rocky Mountain ...	(2nd)	A
	Oklahoma	215.425	
	Arizona State	193.325	
	Air Force	184.700	
	Washington	184.625	
210.800.....	West Point Open. ..	(3rd)	A
	Penn State	217.750	
	Iowa	216.375	
	Army West Point ..	209.450	
	Temple	205.825	
	Navy	203.000	
	William & Mary	202.150	
	Springfield	193.750	
	James Madison	192.150	
	M.I.T.	169.300	
212.650.....	Oklahoma	224.050	A
216.600.....	Ohio State	223.975	A
216.100.....	Oklahoma	219.350	H
215.325.....	Iowa	214.150	A
217.425.....	Minnesota	214.925	H
215.450.....	Air Force	195.350	H
215.375.....	MPSF Champs.	(4th)	A
	Oklahoma	225.650	
	California	219.725	
	Stanford	217.925	
	Air Force	197.200	
214.350.....	NCAA Qualifier ...	(5th)	A
	Illinois	225.250	
	Oklahoma	223.550	
	California	221.450	
	Iowa	218.725	
	Army West Point ..	211.825	
	Final Team Finish..	(10th)	

2006: RECORD 4-15

NU.....	Opponent	Result.....	Site
196.100.....	Rocky Mountain ...	(2nd)	A
	Oklahoma	208.850	
	Washington	171.950	
	Arizona State	171.900	
	Air Force	170.050	
198.475.....	Stanford Open.	(3rd)	A
	Stanford	206.625	
	California	206.425	
	Washington	181.450	
209.450.....	Iowa	209.60	H
202.900.....	Minnesota	204.15	A
208.650.....	Oklahoma	214.65	H
201.100.....	Oklahoma	217.80	A
	Stanford	216.90	A
212.150.....	Air Force	184.775	H
209.725.....	MPSF Champs.	(4th)	A
	Oklahoma	219.175	
	Stanford	217.075	
	California	216.450	
	Air Force	184.725	
204.975.....	NCAA Qualifier ...	(5th)	A
	Oklahoma	217.225	
	Illinois	214.775	
	California	213.900	
	Michigan	208.850	
	Temple	196.925	
	Final Team Finish..	(10th)	

2007: RECORD 6-14

NU.....	Opponent	Result.....	Site
189.700.....	Rocky Mountain ...	(2nd)	A
	Oklahoma	207.350	
	Air Force	175.300	
	Arizona State	172.350	
203.300.....	Air Force	180.950	A
	Oklahoma	213.200	
202.900.....	Stanford Open.	(3rd)	A
	Stanford	209.650	
	California	207.500	
	Washington	85.1500	
205.950.....	Oklahoma	213.300	H
204.200.....	Iowa	205.050	A
206.300.....	Stanford	216.850	H
205.450.....	Minnesota	213.550	H
207.750.....	Air Force	190.100	H
203.450.....	MPSF Champs.	(4th)	A
	Oklahoma	217.950	
	Stanford	216.100	

California	215.000	
Air Force	189.050	
209.100.....NCAA Qualifier	(5th).....	A
Penn State	218.900	
Oklahoma	218.600	
Minnesota	216.900	
California	216.550	
Temple	205.400	
Final Team Finish	(10th)	

2008: RECORD 7-14

NU.....	Opponent	Result.....	Site
327.650.....	Rocky Mountain ...	(2nd)	A
	Oklahoma	343.550	
	Air Force	323.650	
	Arizona State	305.850	
	Washington	194.100	
341.400.....	Air Force	323.650	H
	Oklahoma	349.700	
333.850.....	Stanford Open.	(3rd)	A
	Stanford	361.350	
	California	357.900	
337.750.....	Oklahoma	355.550	H
341.750.....	Stanford	357.600	A
341.900.....	Minnesota	342.800	A
	Temple	326.100	
353.600.....	Iowa	349.400	H
353.650.....	Air Force	335.100	H
337.750.....	MPSF Champs.	(4th)	H
	Oklahoma	359.150	
	Stanford	357.200	
	California	356.050	
	Air Force	328.500	
343.300.....	NCAA Qualifier ...	(5th)	A
	Oklahoma	357.500	
	Penn State	357.300	
	Michigan	354.300	
	Ohio State	351.800	
	William & Mary	355.950	
	Final Team Finish..	(9th)	

2009: RECORD 2-7

NU.....	Opponent	Result.....	Site
332.400.....	Rocky Mountain ...	(2nd)	A
	Oklahoma	355.000	
	Air Force	317.900	
	Washington	303.200	
337.600.....	Oklahoma	354.300	H
334.700.....	Stanford Open.	(3rd)	A
	California	356.450	
	Stanford	352.300	
343.500.....	Iowa	342.600	A
	Minnesota	345.900	
342.400.....	Oklahoma	358.300	A
349.400.....	Minnesota	353.300	H
	Arizona State	325.900	
340.050.....	UIC	334.200	A
	Air Force	325.300	
341.850.....	MPSF Champs.	(4th)	A
	Stanford	363.750	
	Oklahoma	358.350	
	California	352.550	
	Air Force	330.150	
346.800.....	NCAA Qualifiers ...	(5th)	A
	Stanford	361.100	
	Michigan	358.300	
	California	357.550	
	Penn State	352.150	
	Navy	327.000	
	Final Team Finish..	(9th)	

2010: RECORD 8-10

NU.....	Opponent	Result.....	Site
337.050.....	Rocky Mountain ...	(2nd)	A
	Oklahoma	347.400	
	Air Force	325.850	
	Arizona State	319.400	
	Washington	277.950	
342.400.....	Minnesota	350.550	A
	Air Force	325.850	
335.400.....	Oklahoma	356.500	A
348.250.....	Ohio State	346.600	H
	UIC	340.200	
	Air Force	332.700	

NEBRASKA ALL-TIME RESULTS

347.500	Stanford	361.650	H
	Oklahoma	360.300	
350.500	Minnesota	352.150	H
	Iowa	345.700	
341.650	MPSF Champs	(4th)	A
	Oklahoma	354.550	
	California	354.450	
	Stanford	347.150	
	Air Force	329.500	
343.100	NCAA Qualifiers	(5th)	A
	Michigan	359.800	
	Oklahoma	356.400	
	California	355.000	
	Minnesota	350.000	
	Iowa	341.550	
	Final Team Finish	(9th)	

2011: RECORD 6-16

NU	Opponent	Result	Site
334.500	Rocky Mountain	(2nd)	A
	Oklahoma	346.500	
	Air Force	327.300	
	Arizona State	311.600	
333.100	Minnesota	344.100	A
	Illinois	351.500	
343.000	Air Force	334.400	H
349.700	Oklahoma	360.600	H
	UIC	332.500	
342.900	Iowa	348.100	A
347.600	Stanford	359.000	H
334.550	Ohio State	350.350	A
	Illinois	346.350	
354.500	Iowa	351.800	H
	Minnesota	348.600	
346.500	MPSF Champs	(4th)	A
	Stanford	362.250	
	Oklahoma	360.700	
	California	356.050	
	Air Force	344.800	
346.500	NCAA Qualifier	(6th)	A
	Stanford	366.100	
	California	361.800	
	Michigan	360.650	
	Ohio State	353.750	
	Iowa	348.950	
	Final Team Finish	(10th)	

2012: RECORD 5-19

NU	Opponent	Result	Site
331.300	Rocky Mountain	(3rd)	A
	Oklahoma	343.700	
	Air Force	333.300	
	Arizona State	314.100	
	Washington	248.100	
336.550	Air Force	331.750	H
332.600	Stanford	348.400	A
	California	339.000	
336.500	Minnesota	340.000	A
	Iowa	334.500	
339.400	Minnesota	345.600	A
341.750	Arizona State	322.600	H
344.700	Illinois	353.650	H
	Minnesota	346.900	H
341.550	Oklahoma	352.400	A
	Air Force	327.950	A
349.600	Iowa	343.350	H
340.700	Big Ten Champs	(7th)	A
	Illinois	352.950	
	Michigan	351.850	
	Penn State	350.000	
	Minnesota	345.800	
	Ohio State	343.650	
	Iowa	342.800	
340.550	NCAA Qualifier	(5th)	A
	Michigan	353.450	
	Penn State	353.000	
	Stanford	348.500	
	Ohio State	345.350	
	Iowa	336.650	
	Final Team Finish	(9th)	

2013: RECORD 5-19

NU	Opponent	Result	Site
418.900	Rocky Mountain	(2nd)	A

	Oklahoma	423.500	
	Air Force	405.500	
	Arizona State	392.300	
421.900	Stanford Open	(4th)	A
	Stanford	437.550	
	Oklahoma	433.450	
	California	425.900	
423.300	UIC	397.500	H
419.750	Minnesota	431.200	A
	UIC	392.100	
425.400	Iowa	427.500	A
426.350	Oklahoma	435.850	H
427.700	Minnesota	430.300	H
	Iowa	426.300	
425.400	Illinois	424.250	A
416.250	Big Ten Champs	(7th)	A
	Michigan	438.900	
	Penn State	434.050	
	Minnesota	430.350	
	Ohio State	426.600	
	Illinois	424.450	
	Iowa	422.500	
417.550	NCAA Qualifier	(6th)	A
	Michigan	443.850	
	Oklahoma	433.850	
	Illinois	426.900	
	Minnesota	424.700	
	Air Force	417.900	
	Final Team Finish	(11th)	

2014: RECORD 5-22

NU	Opponent	Result	Site
423.700	Rocky Mountain	(2nd)	A
	Oklahoma	443.150	
	Air Force	423.100	
	Arizona State	402.105	
	Washington	367.300	
420.650	Air Force	415.300	H
420.700	Minnesota	435.00	A
	Illinois	432.700	
416.05	Michigan	443.600	A
418.150	Iowa	433.050	A
	Minnesota	437.400	
424.750	Arnold Classic	(4th)	A
	Michigan	437.500	
	Iowa	431.600	
	Ohio State	429.500	
	Arizona State	401.050	
422.050	Oklahoma	439.700	A
428.450	Iowa	437.350	H
	Illinois	434.850	
	Minnesota	432.000	
	Air Force	422.000	
428.150	Big Ten Champs	(6th)	H
	Michigan	448.200	
	Ohio State	441.050	
	Penn State	438.000	
	Illinois	435.350	
	Minnesota	429.150	
	Iowa	425.600	
426.350	NCAA Qualifier	(5th)	A
	Michigan	444.100	
	Ohio State	437.950	
	Penn State	433.100	
	Minnesota	429.550	
	Air Force	418.200	
	Final Team Finish	(8th)	

2015: RECORD 2-18

NU	Opponent	Result	Site
420.150	Rocky Mountain	(3rd)	A
	Oklahoma	441.550	
	Air Force	427.150	
	Arizona State	395.100	
	SC United	364.300	
418.050	California	423.550	A
	Oklahoma	440.550	
	Stanford	437.550	
421.750	Army West Point	412.800	H
422.050	UIC	402.600	A
	Minnesota	429.600	
420.250	Iowa	435.400	A
	Minnesota	433.600	
423.450	Illinois	436.700	A

426.050	Iowa	429.250	H
	Minnesota	434.000	
	Penn State	432.100	
420.100	Big Ten Champs	(7th)	A
	Penn State	436.700	
	Illinois	436.100	
	Michigan	434.750	
	Minnesota	433.750	
	Ohio State	429.350	
	Iowa	427.600	
424.600	NCAA Qualifier*	(NTF)	A
	Stanford	435.850	
	California	433.700	
	Penn State	432.900	
	Minnesota	432.700	
	Air Force	416.700	
	Final Team Finish*	(NTF)	

*Scores and team standings vacated by NCAA due to use of ineligible student-athlete.

2016: RECORD 5-17-1

NU	Opponent	Result	Site
420.300	Rocky Mountain	(3rd)	A
	Oklahoma	448.550	
	Air Force	424.700	
	Arizona State	403.650	
	Oklahoma Club	399.700	
	Washington	392.250	
434.300	Air Force	425.950	H
428.100	Minnesota	435.100	A
	UMN Club Team	228.450	
428.700	Oklahoma	447.450	A
423.300	Iowa	431.150	A
	Penn State	424.000	
437.300	Iowa	426.400	A
	Ohio State	447.400	
431.100	Penn State	433.600	A
432.450	Iowa	432.450	H
	Minnesota	433.850	
421.450	Big Ten Champs	(6th)	A
	Ohio State	434.450	
	Illinois	429.700	
	Minnesota	429.100	
	Penn State	427.150	
	Iowa	426.700	
	Michigan	417.250	
423.950	NCAA Qualifier	(4th)	A
	Oklahoma	441.200	
	Minnesota	426.400	
	Penn State	423.950	
	California	421.350	
	Navy	410.100	
	Final Team Finish	(7th)	

2017: RECORD 12-17

NU	Opponent	Result	Site
410.600	West Point Open	(2nd)	A
	Penn State	412.350	
	Army West Point	393.550	
	Arizona State	392.750	
	Springfield College	390.550	
	Navy	391.250	
	Temple	372.250	
414.400	Oklahoma	426.600	H
396.700	Minnesota	400.750	A
	UMN Club Team	218.150	
408.800	Pac-12 Invite	(2nd)	A
	Stanford	422.250	
	California	404.050	
	Arizona State	387.700	
406.300	UIC	367.950	A
418.350	Iowa	413.500	H
	Penn State	409.600	
400.000	Iowa	408.300	A
425.500	Minnesota	426.950	H
410.000	Big Ten Champs	(5th)	A
	Ohio State	418.600	
	Illinois	419.400	
	Minnesota	413.300	
	Penn State	411.200	
	Iowa	402.150	
	Michigan	401.250	
413.050	NCAA Qualifier	(3rd)	A

NEBRASKA ALL-TIME RESULTS

Stanford.....	420.450
Ohio State.....	414.650
Penn State.....	410.500
Michigan.....	406.950
Air Force.....	403.800
412.900...NCAA Finals.....(6th).....	A
Oklahoma.....	431.950
Ohio State.....	423.700
Illinois.....	422.100
Stanford.....	421.500
Minnesota.....	414.200

2018: RECORD 11-4

NU.....	Opponent.....	Result.....	Site
407.700...Rocky Mountain.....(1st)	A		
Ohio State.....	404.450		
Arizona State.....	390.950		
Air Force.....	389.950		
USOTC.....	386.450		
Washington.....	370.600		
411.750...Ohio State.....	404.150.....	H	
403.800...Oklahoma Invite(3rd).....	A		
Oklahoma.....	418.000		
Stanford.....	410.500		
409.350...UIC.....	372.250.....	H	
402.800...Iowa.....	398.500.....	A	
404.000...Arnold Classic.....(1st).....	A		
Ohio State.....	401.600		
Air Force.....	390.250		
404.500...Penn State.....	401.550.....	A	
416.050...Minnesota.....	419.100.....	H	
Iowa.....	411.050		
404.750...Big Ten Champs.....(6th).....	A		
Illinois.....	413.900		
Michigan.....	408.600		
Penn State.....	406.350		
Ohio State.....	405.600		
Minnesota.....	405.450		
Iowa.....	398.550		
402.690...NCAA Qualifier.....(3rd).....	A		
Stanford.....	407.390		
Minnesota.....	404.758		
Michigan.....	400.590		
Navy.....	390.921		
Air Force.....	385.688		
403.589...NCAA Finals.....(5th).....	A		
Oklahoma.....	414.858		
Minnesota.....	411.932		
Illinois.....	411.689		
Stanford.....	408.725		
Penn State.....	401.991		

2019: RECORD 8-6

NU.....	Opponent.....	Result.....	Site
404.350...Rocky Mountain.....(2nd).....	A		
Oklahoma.....	411.250		
Minnesota.....	403.900		
Ohio State.....	398.500		
Arizona State.....	392.750		
Air Force.....	384.550		
395.000...Penn State.....	409.700.....	A	
401.250...Oklahoma.....	400.750.....	H	
Illinois.....	218.150		
404.650...Minnesota.....	403.600.....	H	
UIC.....	399.150		
403.550...Iowa.....	406.700.....	A	
402.300...Minnesota.....	406.300.....	A	
Ohio State.....	405.550		
408.700...Michigan.....	403.800.....	H	
406.000...Big Ten Champs.....(4th).....	A		
Penn State.....	410.350		
Illinois.....	410.100		
Michigan.....	409.550		
Penn State.....	411.200		
Minnesota.....	404.800		
Ohio State.....	401.900		
Iowa.....	398.750		
405.723...NCAA Qualifier.....(3rd).....	A		
Michigan.....	408.389		
Stanford.....	407.588		
Minnesota.....	396.059		
Navy.....	393.123		
California.....	390.859		

407.489...NCAA Finals.....(3rd).....	A
Stanford.....	415.222
Oklahoma.....	414.556
Michigan.....	406.354
Illinois.....	405.358
Penn State.....	399.725

2020: RECORD 7-2

*End of season canceled due to the coronavirus pandemic.

NU.....	Opponent.....	Result.....	Site
403.500...Rocky Mountain.....(2nd)	A		
Oklahoma.....	409.900		
Minnesota.....	391.250		
Air Force.....	381.900		
Washington.....	375.350		
409.900...Iowa.....	402.950.....	H	
399.850...Illinois.....	407.050.....	A	
407.700...Army West Point.....	389.150.....	H	
Minnesota.....	404.700		
406.950...Penn State.....	403.200.....	H	
Minnesota.....	Canceled*		
Ohio State.....	Canceled*		
Michigan.....	Canceled*		
Big Ten Champs.....	Canceled*		
NCAA Finals.....	Canceled*		

2021: RECORD 9-8

NU.....	Opponent.....	Result.....	Site
403.050...Penn State.....	406.900.....	A	
407.700...Minnesota.....	397.800.....	H	
401.600...Illinois.....	405.550.....	A	
Michigan.....	413.300.....	A	
411.100...Ohio State.....	406.700.....	H	
406.650...Iowa.....	406.700.....	A	
398.000...Big Ten Champs.....(2nd).....	H		
Michigan.....	411.000		
Iowa.....	397.700		
Illinois.....	396.900		
Penn State.....	396.800		
Minnesota.....	395.950		
Ohio State.....	393.900		
408.623...NCAA Qualifier.....(1st).....	A		
Oklahoma.....	406.190		
Illinois.....	400.721		
Ohio State.....	394.956		
Navy.....	390.990		
William & Mary.....	371.256		
406.624...NCAA Finals.....(4th).....			
Stanford.....	414.521		
Oklahoma.....	411.591		
Michigan.....	410.358		
Minnesota.....	406.291		
Illinois.....	397.991		

2022: RECORD 9-5

NU.....	Opponent.....	Result.....	Site
404.350...Rocky Mountain.....(3rd).....	A		
Oklahoma.....	407.700		
Stanford.....	407.500		
Arizona State.....	375.900		
Air Force.....	323.250		
RMP.....	241.450		
400.350...Michigan.....	409.100.....	A	
408.650...Penn State.....	400.850.....	H	
403.300...Oklahoma.....	414.100.....	A	
408.050...Illinois.....	406.150.....	H	
Minnesota.....	358.500.....	H	
Iowa.....	379.000.....	H	
410.500...Air Force.....	398.800.....	A	
Army.....	387.500		
406.650...Ohio State.....	407.350.....	A	
404.350...Big Ten Champs.....(2nd).....	A		
Michigan.....	413.350		
Ohio State.....	402.700		
Illinois.....	396.950		
Penn State.....	395.800		
411.388...NCAA Qualifier.....(2nd).....	A		
Stanford.....	426.325		
Illinois.....	406.691		
Penn State.....	397.889		
California.....	394.824		

Springfield.....	380.523
406.453...NCAA Finals.....(4th).....	A
Stanford.....	423.628
Oklahoma.....	414.555
Michigan.....	414.490
Ohio State.....	399.326
Illinois.....	398.523

2023: RECORD 10-6

NU.....	Opponent.....	Result.....	Site
399.050...West Point.....(2nd).....	A		
Penn State.....	407.600.....	A	
Navy.....	394.500.....	H	
Springfield.....	388.150.....	A	
405.300...Rocky Mountain.....(3rd).....	A		
Stanford.....	420.100.....	A	
Oklahoma.....	411.850.....	A	
Michigan.....	398.900.....	A	
Air Force.....	397.400.....	H	
399.550...Penn State.....	398.000.....	A	
406.250...Michigan.....	407.400.....	H	
417.550...Oklahoma.....	418.250.....	H	
Simpson.....	367.150.....	H	
395.250...Illinois.....	411.550.....	A	
410.400...Ohio State.....	401.470.....	H	
Greenville.....	382.050.....	H	
410.500...Big Ten Champ.....(3rd).....	A		
Michigan.....	412.500		
Penn State.....	410.700		
Illinois.....	409.400		
Ohio State.....	405.500		
410.124...NCAA Qualifier.....(2nd).....	A		
Stanford.....	421.488		
Illinois.....	405.524		
Air Force.....	399.222		
Navy.....	392.491		
Army.....	384.523		
412.427...NCAA Finals.....(5th).....	A		
Stanford.....	422.458		
Michigan.....	419.889		
Illinois.....	415.590		
Oklahoma.....	414.024		
Penn State.....	412.057		

2024: RECORD 6-2

NU.....	Opponent.....	Result.....	Site
403.300...Rocky Mountain.....(3rd).....	A		
Stanford.....	420.100		
Oklahoma.....	411.850		
Michigan.....	398.900		
Air Force.....	397.400		
Arizona State.....	381.450		
406.800...Penn State.....	403.200.....	H	
398.850...Michigan.....	407.700.....	A	
412.900...Greenville.....	395.700.....	H	
Army.....	393.550		
408.150...California.....	394.850.....	A	
Stanford.....	410.850.....	N	
Air Force.....	386.800.....	N	
416.550...Illinois.....	406.050.....	H	
418.200...Ohio State.....	414.500.....	A	
407.350...Big Ten Champ.....(3rd).....	A		
Michigan.....	418.100		
Illinois.....	413.750		
Ohio State.....	406.550		
413.123...NCAA Qualifier.....(2nd).....	A		
Stanford.....	417.389		
Illinois.....	410.461		
California.....	407.158		
Navy.....	396.290		
Greenville.....	389.157		
412.427...NCAA Finals.....(4th).....	A		
Stanford.....	425.324		
Michigan.....	419.689		
Oklahoma.....	412.956		
Illinois.....	411.659		
Ohio State.....	399.122		

NEBRASKA ALL-TIME RESULTS

2025: RECORD 3-4

NU.....	Opponent.....	Result	Site
320.450....	Rocky Mountain... (3rd).....		A
	Stanford	328.850	
	Oklahoma	327.200	
	Air Force	311.550	
	Simpson	291.150	
320.800....	Illinois	321.300	A
322.700....	Greenville	309.350	H
317.100....	California	308.500	A
	Oklahoma	323.100	
325.650....	Ohio State	321.450	H
328.850....	Penn State	328.850	A
335.200....	Michigan	335.950	H
322.850....	Big Ten Champs... (3rd).....		A
	Michigan	330.750	
	Penn State	323.850	
	Illinois	320.950	
324.894....	NCAA Qualifier... (1st).....		A
	Oklahoma	323.460	
	Penn State	321.992	
	California	319.091	
	Air Force	313.526	
	William & Mary	307.691	
326.222....	NCAA Finals	(4th).....	A
	Michigan	332.224	
	Stanford	332.061	
	Oklahoma	327.891	
	Penn State	317.258	
	Illinois	316.293	

NEBRASKA COACHING RECORDS

*Coaching records and series history records do not include the 1978 Rocky Mountain Open, the 1981 Windy City Invite, the 1981 Husky Classic, the 1986 Windy City Invite, the 1986 Titan Invite, the 1986 UCLA Invite or the 1986 Southwest Cup, as opponent information from these events is not available. Also, club teams are not included.

Year	Record	Pct.
------	--------	------

Charlie E. Miller (1939-48)

1939	5-3	.625
1940	2-3	.400
1941	4-2	.667
1942	1-9	.100
1943-46	No team - WWII	
1947	1-4-1	.250
1948	3-4-1	.438
Career	16-25-2	.395

B.R. Patterson (1949)

1949	3-2	.600
Career	3-2	.600

Jake Geier (1950-69)

1950	2-3	.400
1951	5-5	.500
1952	6-3	.667
1953	10-1	.909
1954	7-1	.875
1955	5-1	.833
1956	5-1	.833
1957	8-2	.800
1958	5-4-1	.550
1959	10-2	.833
1960	5-0	1.000
1961	7-2	.778
1962	8-2	.800
1963	13-1	.929
1964	11-1	.917
1965	9-4-1	.679
1966	6-9	.400
1967	8-9	.471
1968	8-7	.533
1969	2-12	.143
Career	140-64-2	.684

Francis Allen (1970-2009)

1970	5-8	.385
1971	3-7	.300
1972	5-8	.385
1973	7-4	.636
1974	6-4	.600
1975	11-8	.579
1976	12-6	.667
1977	37-19	.661
1978	31-14	.689
1979	66-6	.917
1980	37-3	.925
1981	15-2	.882
1982	39-0	1.000
1983	45-0	1.000
1984	31-10	.756
1985	41-5	.891
1986	21-3	.875
1987	25-4-1	.850
1988	28-3	.903
1989	22-4	.846
1990	37-2-1	.937
1991	12-16	.429
1992	39-4	.907
1993	32-1	.967
1994	32-3	.914
1995	26-11-1	.697
1996	18-9	.667
1997	21-8	.724
1998	18-7	.720
1999	24-6-1	.790
2000	10-11	.476
2001	7-6	.538
2002	5-12	.294
2003	4-16	.200
2004	13-16	.448
2005	13-13	.500
2006	4-15	.211
2007	6-14	.200
2008	7-14	.333
2009	2-7	.222
Career	817-309-4	.725

Chuck Chmelka (2010-Present)

2010	8-10	.444
2011	6-16	.272
2012	5-19	.208
2013	5-19	.208
2014	5-22	.185
2015	2-18	.100
2016	5-17-1	.239
2017	12-17	.414
2018	11-4	.733
2019	8-6	.571
2020	7-2	.778
2021	9-8	.529
2022	9-5	.643
2023	10-6	.625
2024	6-2	.750
2025	3-4	.429
Career	111-175-1	.398



In 2019, former head coach Francis Allen and gymnast Wes Suter were inducted into the Nebraska Athletics Hall of Fame.



In 1994, the Huskers claimed their eighth NCAA title at the Bob Devaney Sports Center.

SERIES HISTORY

Series History vs. Individual Opponents and record scores through 1963-Present

Opponent	Series	Last Meeting	Record
Air Force	NU leads, 89-8	2024-25	NU, 320.450-3.550
Arizona State	NU Leads, 3-0	2022-23	NU, 402.050-375.900
Army West Point	NU leads, 11-1	2022-23	NU, 410.500-387.500
Bemidji	NU leads, 1-0	1963-64	NU, 87.0-24.0
Brigham Young	NU leads, 23-4	1996-97	NU, 227.60-223.70
California	Cal leads, 37-19	2024-25	NU, 411.388-394.824
California State Fullerton	NU leads, 8-0	1989-90	NU 284.50-273.20
Central Missouri	NU leads, 1-0	1966-67	NU, 162.60-133.50
Colorado	NU leads, 29-11-1	1979-80	NU, 217.20-209.55
Colorado State	NU leads, 4-0	1964-65	NU, 78.50-39.50
Denver	Denver leads, 2-0	1966-67	Denver, 172.55-164.35
Fort Hays State	NU leads, 5-0	1967-68	NU, 153.65-130.40
Greenville	NU leads 4-0	2024-25	NU, 412.900-395.700
Houston Baptist	NU leads, 15-1	1989-90	NU, 279.85-274.30
Houston	NU leads, 1-0	2003-04	NU, 210.900-198.550
UIC	NU leads, 22-2	2018-19	NU, 404.650-399.150
Illinois State	NU leads, 8-0	1976-77	NU, 205.50-195.40
Illinois	Illinois leads 34-28	2024-25	NU, 406.453-398.523
Indiana	NU leads, 5-0	1978-79	NU, 309.350-233.250
Indiana State	ISU leads, 7-3	1984-85	NU, 276.000-263.450
Iowa	NU leads, 57-34-2	2020-21	NU, 398.000-397.700
Iowa State	NU leads, 74-40	1993-94	NU, 280.25-255.30
James Madison	NU leads, 3-0	1994-95	NU, 224.50-208.70
Kansas	NU leads, 26-12	1979-80	NU, 274.70-195.40
Kansas State	NU leads, 17-6	1974-75	NU, 216.15-131.55
Louisiana State	NU leads, 9-5	1983-84	NU, 278.85-270.30
Mankato State	NU leads, 5-2	1969-70	NU, 120.95-109.45
Michigan	Michigan leads, 31-20	2024-25	Michigan, 407.700-398.850
Michigan State	NU leads, 4-0	1998-99	NU, 225.980-225.675
Minnesota	Minnesota leads, 59-56-1	2021-22	NU, 408.050-358.500
MIT	NU leads, 2-0	2003-04	NU, 210.900-142.900
Montana	NU leads, 1-0	1976-77	NU (scores not available)
Navy	NU leads, 8-0	2020-21	NU, 408.623-390.990
New Mexico	NU leads, 35-7	1998-99	NU, 230.15-223.575
Northern Colorado	NU leads, 2-0	1978-79	NU, 432.900-226.450
Northern Illinois	NU leads, 14-1	1984-85	NU, 276.000-248.300
Northern Iowa	NU leads, 1-0	1971-72	NU, 148.30-106.30
Odessa	NU leads, 1-0	1976-77	412.250-367.450
Ohio State	NU leads, 43-40	2024-25	NU, 406.453-399.326
Oklahoma	OU leads, 117-108-2	2024-25	OU, 414.555-406.453
Oregon	NU leads, 4-0	1980-81	NU, 566.450-543.250
Penn State	NU leads, 39-37	2024-25	NU, 406.800-403.200
San Jose State	NU leads, 9-0	1993-94	NU, 284.40-259.05
Simpson	NU leads 1-0	2022-23	NU, 417.550-367.150
Southern Connecticut State	NU leads, 3-1	2003-04	NU, 210.90-187.40
Southern Illinois	NU leads, 31-14	1988-89	NU, 277.30-262.70
Springfield	NU Leads 1-0	2022-23	NU, 399.300-388.150
Stanford	Stanford leads, 54-23	2022-23	Stanford, 420.100-405.300
Texas	NU leads, 2-0	1983-84	NU, 277.100-171.100
UCLA	NU leads, 28-12	1993-94	NU, 279.55-270.975
UC Santa Barbara	NU leads, 16-0	2000-01	NU, 207.10-200.20
UMass	NU leads, 3-0	1999-00	NU, 226.400-222.150
Utah	Utah leads, 1-0	1970-71	Utah, 144.0-138.95
Western Michigan	NU leads, 5-0	1993-94	NU, 284.40-249.55
Wisconsin-LaCrosse	NU leads, 1-0	1976-77	NU, 397.600-258.900
Wisconsin-Oshkosh	NU leads, 2-0	1979-80	NU, (scores not available)
Wichita State	NU leads, 4-0	1968-69	NU, 140.475-131.94
William & Mary	NU leads, 4-0	2020-21	NU, 408.623-371.256

NEBRASKA'S TEAM & INDIVIDUAL RECORDS

NEBRASKA RECORDS - INDIVIDUAL RECORDS

Floor Exercise

14.85	Austin Epperson, 2017***
15.85	Kyle King, 2016*
9.90	Richard Grace, 1995
9.90	Dennis Harrison, 1992
9.90	Chris Riegel, 1984
9.90	Scott Johnson, 1983
9.90	Derek Leiter, 2000

Pommel Horse

14.90	Antonio Castro, 2017***
15.50	Ethan Lottman, 2016*
15.50	Eric Schryver, 2011*
9.90	Che Bowers, 1993
9.90	Kevin Davis, 1988
9.90	Jim Hartung, 1982

Still Rings

14.45	Heath Anderson, 2017***
14.45	Austin Epperson, 2017***
15.60	Robbie Kocks, 2014*
9.90	Jim Hartung, 1981
9.90	Scott Johnson, 1981
9.90	Ted Harris, 1995

Vault

15.20	Anton Stephenson, 2018***
15.40	Wyatt Baier, 2012**
16.10	John Robinson, 2008*
10.00	Chris Riegel, 1984

Parallel Bars

14.60	Daniel Leal, 2017***
14.60	Chris Stephenson, 2017***
15.50	Sam Chamberlain, 2015*
9.95	Kevin Davis, 1983

Horizontal Bar

14.60	Anton Stephenson, 2017***
15.20	Kyle Shanahan, 2010*
9.95	Scott Johnson, 1983

All-Around

83.90	Chris Stephenson, 2017***
88.90	Anton Stephenson, 2016**
88.60	Wyatt Aycock, 2011*
58.55	Jim Hartung, 1981

TEAM RECORDS (COUNT FIVE) - PAST

Floor Exercise	48.625	1990
Pommel Horse	48.650	1993
Still Rings	48.725	1994
Vault	48.600	1983
Parallel Bars	48.800	1992
Horizontal Bar	48.900	1983

TEAM RECORDS (COUNT FOUR) - PAST

Floor Exercise	38.950	1998
Pommel Horse	38.975	1996
Still Rings	39.175	1995
Vault	38.725	1997
Parallel Bars	39.150	1997
Horizontal Bar	38.975	1999

TEAM RECORDS (COUNT FOUR) - PAST*

Floor Exercise	59.750	2012
Pommel Horse	58.800	2011
Still Rings	59.650	2008
Vault	63.300	2008/2011
	59.750	2012**
Parallel Bars	59.000	2012
Horizontal Bar	58.850	2010

TEAM RECORDS (COUNT FIVE) - PAST**

Floor Exercise	75.450	2016
Pommel Horse	73.150	2016
Still Rings	74.050	2014
Vault	74.200	2016
Parallel Bars	72.850	2013
Horizontal Bar	72.700	2016

TEAM RECORDS (COUNT FIVE) - PAST***

Floor Exercise	72.55	2017
Pommel Horse	69.95	2018
Still Rings	69.85	2017
Vault	73.20	2018
Parallel Bars	70.80	2017
Horizontal Bar	70.40	2017

TEAM RECORDS (COUNT FOUR) - CURRENT

Floor Exercise	72.55	2017
Pommel Horse	69.95	2018
Still Rings	69.85	2017
Vault	73.20	2018
Parallel Bars	70.80	2017
Horizontal Bar	70.40	2017

TOP 10 TEAM SCORES (COUNT FIVE) - PAST

1.288.95	NCAA Team Finals, 1992
2.288.25	NCAA Team Finals, 1994
3.288.20	at New Mexico, 1993
4.288.15	NCAA Team Finals, 1988
5.287.80	NCAA Team Finals, 1983
6.287.775	Big Eight Championships, 1994
7.287.40	NCAA Team Finals, 1990
8.287.025	NCAA West Regionals, 1994
9.286.925	NCAA Preliminaries, 1992
10.286.85	at Iowa, 1994

TOP FIVE TEAM SCORES (COUNT FOUR) - PAST*

1. 354.50	vs. Minnesota/Iowa, 2011*
2. 353.65	vs. Air Force, 2008*
3. 350.55	vs. Minnesota/Iowa, 2010*
4. 349.60	vs. Iowa, 2012**
5. 349.40	vs. Minnesota/Arizona State, 2009*

TOP FIVE TEAM SCORES (COUNT FIVE) - PAST**

1.437.300	at Arnold Classic, 2016**
2.434.300	vs. Air Force, 2016**
3.432.450	vs. Iowa/Minnesota, 2016**
4.431.100	at Penn State, 2016**
5.428.700	at Oklahoma, 2016**

TOP FIVE TEAM SCORES (COUNT FIVE) - PAST***

1. 425.550	vs. Minnesota, 2017***
2. 418.350	vs. Iowa/Penn State, 2017***
3. 414.400	vs. Oklahoma, 2017***
4. 413.050	at NCAA Qualifiers, 2017***
5. 412.900	at NCAA Finals, 2017***

TOP FIVE TEAM SCORES (COUNT FOUR) - CURRENT****

1. 425.550	vs. Minnesota, 2017***
------------	------------------------

*Denotes the scores after the NCAA's scoring system change during the 2008 season.

**Denotes the scores following the NCAA's scoring system change on vault during the 2012 season through the season, as well as the switch from count four to count five.

***Denotes the scores following the NCAA's scoring system change to the element group component prior to the 2017 season.

****Denotes the scores following the NCAA's scoring system change to the element group component prior to the 2017 season.



Jim Hartung was a two-time Olympian and seven-time NCAA Champion.

TOTAL COMBINED INDIVIDUAL TITLES

Nebraska has 1908 Individual Titles. 254 on Floor; 287 titles on Pommel Horse; 239 titles on Still Rings; 232 titles on Vault; 296 on High Bar and 240 All-Around bringing a total to 1831 in current gymnastics events.

76
Jim Hartung (1979-1982)

63
Dennis Harrison (1991-1994)

56
Scott Johnson (1980-1983)

53
Richard Grace (1992-1995)

47
Patrick Kirksey (1987-1990)

45
Derek Leiter (1997-2000)

42
Phil Cahoy (1980-1983)
Larry Gerard (1975-1979)

40
Marshall Nelson (1996-2000)

38
Tom Schlesinger (1985-1988)

37
Anton Stephenson (2016-2019)

36
Wes Suter (1983-1986)

35
Che Bowers (1991-1994)

33
Jason Hardabura (1998-2001)
Edwin Reynolds (1935-1936)

31
Bruce Riley (1954-1965)

29
Jason Christie (1993-1996)
Philip Sprague (1947-1949)

28
Kevin Davis (1985-1988)

26
Taylor Christopulos (2021-2025)

25
Chris Riegel (1983-1984)

24
Bob Stelter (1987-1990)

23
Karl Byers (1958-1960)
T.J. Schmidt (2006-2009)

22
Al Dunavan (1949-1951)
Tom Kidd (1952-1954)
Josh Rasile (2001-2004)

21
Mace Patterson (2002-2005)

20
Mark Warburton (1987-1990)

19
Foster Batten (1971-1973)

18
Duane West (1974-1977)
Mark Williams (1977-1980)

16
Charles Ellis (1957-1959)

15
Rick Kieffer (1992-1995)

14
Grant Clinton (1999-2002)
Gene Mackie (1972-1976)
Wayne Strickler (1955-1957)

13
Jake Bonnay (2017-2022)
Phil Hall (1958-1960)
Jim Mikus (1981-1984)
Grant Perdue (2012-2014)

12
Andreas Hofer (2010-2012)
Jason Wassung (2004-2007)

11
Steve Elliot (1979-1982)
Martin Fournier (1999-2002)
Charlie Giles (2019-2022)
Anthony Ingrelli (2008-2011)
Malcolm Johnsen (1967)
Jim Koziol (1995-1999)
Sam Phillips (2020-2024)
Pete Studenski (1972-1975)

10
Dennis Albers (1963-1964)
Steve Dickey (1973-1976)
Steve Friedman (2001-2005)
Neil Palmer (1984-1987)
Stephen Tétrault (2005-2008)
Eric Schryver (2011-2014)
Kyle Shanahan (2007-2010)
Jim Unger (1972-1975)
Derric Wood (2003-2006)

9
Wyatt Aycock (2011-2014)
Cooper Giles (2020-2024)
Burkett Powell (1991-1994)

8
Brad Bryan (1988-1991)
Sumner Darling (1991-1994)
Herb Hanich (1959-1961)
Ted Harris (1994-1997)
Kyle King (2015-2018)
Donte McKinney (2022-2023)
Josh Saegert (1990-1993)

7
Antonio Castro (2014-2018)
Gary Duff (1973-1976)
Dan Fogel (1952-1955)
Gene Hart (1961-1963)
Evan Kriley (2019-2022)
Daniel Leal (2015-2018)

Ryan McEwen (1995-1997)

6
Chris Hiser (2022-2025)
Evan Hymanson (2017-2021)
Gary Jeurink (1974-1977)
Ethan Lottman (2013-2016)
Tony Maras (2007-2010)
Steve May (1967-1969)
Ryan Sneed (2000-2003)
John Robinson (2007-2010)

5
Dennis Anstine (1959-1961)
Louis Ball (1992-1993)
Paul Chumreonlert (2004-2005)
Barry Cook (1978)
Austin Epperson (2014-2017)
Mike Epperson (1985-1989)
Jake Geier (1939-1941)
Leo Geier (1947-1950)
Guy Johnson (1940-1941)
Max Kennedy (1952-1954)
Virgil Kubert (1960)
Clarence Lefler (1947-1949)
Kurt Mackie (1974-1977)
Bill Mulholland (1994-1997)
C.J. Schaaf (2011-2014)
Zac Tiderman (2023-2025)
Tom Traver (1967-1969)
Charles Williams (1960-1961)

4
Richard Brindisi (1977-1979)
Louis Burkel (1961-1964)
Tony Burtle (2002-2006)
Sam Chamberlain (2013-2016)
Barry Cross (1971-1974)
Trent Dimas (1990)
Jack Green (1936)
Nickie Kallos (1947)
Griffin Kehler (2018-2021)
Dillan King (2019-2022)
Ken Kohler (1957-1959)
John Kocourek (1971-1973)
Peter Kreischer (1941)
Chase Mondli (2024-present)
Chris Stephenson (2015-2018)

3
Wyatt Baier (2011-2012)
Larry Brown (1957-1959)
Michael Cosgrove (1975-1977)
Larry Evermann (1970-1973)
Kirk Fridrich (1976-1979)
Frank Hibbits (1980-1984)
Art Hillman (1949-1951)
Luke James (2023-present)
Don Kinison (1995-1997)
Louis Klein (2013-2015)
Robbie Kocks (2012-2015)
Erv Krist (1956-1958)
Asher Lichterman (2000)
Patrick McGill (1966-1968)
Max Odden (2024-Present)
J.D. Reive (1996-1997)
Stanley Southwick (1939-1941)
Nathan York (2023-present)

2
Edward Bignell (1936)
Asher Cohen (2023-Present)

Alan Cook (1968-1969)
Bob Cooper (1942)
Bear Danley (2008-2011)
Josh Dilworth (2009-2010)
Ted Dimas (1988-1991)
Liam Doherty-Herwitz (2021-2023)
Bruce Kempkes (1968-1969)
Jordan King (2016-2019)
Kenneth Lamb (1968)
Robert MacDonald (1956-1958)
Collins McMaster (1942)
Nick Moore (2003-2006)
Alex Nitashe (2024-Present)
Bob Santorio (1966-1968)
Gerarld Tubbs (1951)
Rick Yates (1969)

1
Connor Adamsick (2015-2018)
Mark Albanese (1971-1972)
Heath Anderson (2016-2019)
Donovan Arndt (2011-2014)
Derek Blanks (1981)
Daniel Brûlé (2007-2010)
Blake Bukacek (1997-2000)
Jack Bullington (1971)
John Balluff (1980-1982)
Gaius Cadwell (1939-1940)
Chuck Chmelka (1978-1981)
Burt Christopherson (1967)
Don Elison (1958)
Paul Engel (1985-1986)
Travis Gollot (2014-2018)
Jim Grant (1977-1978)
Ray Hacker (2003-2006)
Kenneth Harding (1947-1949)
Don Hodge (1952-1955)
George Hodges (1942)
Paul Hughes (1950-1952)
Brandon Hull (1981-1984)
Khalil Jackson (2019-2022)
David Jacobs (2010-2012)
Jeff Johnson (1971-1974)
Gabriel Jolley (2012-2013)
Bruce Jones (1966-1968)
Dylan LeClair (2019-2022)
Alex Magsam (2015-2018)
Nic Matthews (2003-2006)
Burrel McMaster (1954)
Dennis Moen (1969)
Don Pakieser (1958)
Steve Parks (1978)
Cole Partridge (2024-present)
Thomas Riesing (1968-1969)
Mark Ringle (2011-2014)
Dave Schulte (1972-1975)
George Sederavisius (1967-1968)
Sorenson (1951)
David Spिटdowski (2008)
Steve Todd (1975-1979)
Hal Traver (1971-1974)
Dana Turpin (1941)
Mitch Tyndall (2019-2021)
Bob Yarwood (1950-1952)
Dylan Young (2020-2023)

NEBRASKA ALL-TIME LETTERWINNERS

A	Adamsick, Connor.....2015-16-17-18	Ellison, Donald 1958	Kieffer, Rick 1992-93-94-95	Purdy, Charles 1948
	Adkins, R.F. 1917	Engel, Paul 1985-86	Killeen, Michael 2011-12	R
	Albanese, Mark 1971-72	Epperson, Austin.....2014-15-16-17	King, Dillan 2019-20-21-22	Rankin, William 1948
	Albers, Dennis 1963-64	Epperson, Mike 1985-86-88-89	King, Jordan 2016-17-19	Rasile, Josh 2001-02-03-04
	Allen, Francis 1963-64-65	Epstein, Ira 1951-52	King, Kyle 2015-16-17-18	Raymond, Joseph 1977
	Anderson, Heath 2016-17-18-19	Everett, Alan 1971-72-73	Kinison, Don 1995-96-97	Ready, William 1965-66-67
	Anderson, Norman 1950	Everitt, Joshua 2016-17-18-19	Kirksey, Patrick 1987-88-89-90	Reive, J.D. 1996-97
	Anstine, Dennis 1959-60-61	Evermann, Larry 1970-71-72-73	Klein, Louis 2013-14-15	Reynolds, Edwin 1935-36
	Appel, Ricardo 1981-83	F	Kocks, Robbie 2012-13-14-15	Riegel, Chris 1983-84
	Armstrong, Allen 1965-66-67	Fallstead, Clarence R. 1954	Kocourek, John 1971-72-73	Riesing, Thomas 1968-69
	Arndt, Donovan 2011-12-13-14	Fogel, Danny 1952-53-54-55	Kohler, Kenneth 1957-58-59	Riley, Bruce 1954-55-56
	Austin, Brian 1978-79	Fournier, Martin 1999-00-01-02	Koopman, Josh 2002-03-04-05	Ringle, Mark 2011-12-13-14
	Aycock, Wyatt 2011-12-13-14	Fridrich, Kirk 1976-77-78-79	Koppie, Anthony 2025	Robinson, John 2007-08-09-10
B		Friedman, James 2023-24-25	Koziol, Jim 1995-96-98-99	Roth, Scott 1974
	Baier, Wyatt 2011-12	Friedman, Steven 2001-02-03-05	Kreischer, Peter 1941	Roy, Sanjaya 2015-16-17
	Ball, Louis 1992-93	G	Kriley, Evan 2019-20-21-22	Rusler, Josh 2007-08-09-10
	Balluff, John 1980-81-82	Gallegos, Ronald 1981-82	Krist, Ervin 1956-57-58	S
	Batliner, Nick 2000	Geier, Jake 1939-40-41	Kubert, Virgil 1960	Saegert, Josh 1990-91-92-93
	Batten, Foster 1971-72-73	Geier, Leo 1947-48-49-50	Kuhn, Robert 1962	Sanchez, Gabriel 2013
	Baumgarten, Cory 2009-10	Gerard, Larry 1975-76-77-79	L	Sander, Ben 1984
	Beal, Jim 1978	Giffin, J.L. 1921	Lamb, Kenneth 1968	Santorio, Robert 1966-67-68
	Behrens, Dewayne 1952	Giles, Charlie 2019-20-21-22	Lambert, Eric 1984	Schaaf, C.J. 2011-12-13-14
	Bell, Don 1960	Giles, Cooper 2020-21-22-23-24	LeClair, Dylan 2019-20-21-22	Scheer, John 1965-66-67
	Benak, Bo 2010	Gillespie, Terry 1986-87	Lefler, Clarence 1947-48-49	Schieber, Lev 1995-96
	Beran, Richard 1965-66-67	Gollott, Travis 2014-15-16-17-18	Leiter, Derek 1997-98-99-00	Schiefelbein, Mark 1988
	Bignell, Edward 1936	Grace, Richard 1992-93-94-95	Liang, Toby 2023-24	Schlesinger, Tom 1985-86-87-88
	Blocker, Jon 1971-72	Grant, Jim 1977-78	Lichterman, Asher 2000	Schmidt, T.J. 2006-07-08-09
	Bolotsky, Nikita 2020-21-22	Green, Jack 1936	Linn, Bert 1953-54-55	Schomohr, Don 1974-75-76
	Bonny, Jake 2017-18-19-20-21-22	Griffin, Ray 1941	Lober, Austin 2017-18-19	Schryver, Eric 2011-12-13-14
	Bowden, Bob 1973-74	Griffith, James 1942	Lococo, Larry 1971	Schulte, David 1972-75
	Bowers, Che 1991-92-93-94	Gump, James 1971-72-73-74	Lococo, Steve 1975-76-77-78	Scripnick, Jonathan 2018-19-20-21
	Bowers, Dave 1960	H	Lottman, Ethan 2013-14-15-16	Sederavicius, George 1967-68
	Bowers, Michael 1982-83-85	Hacker, Ray 2003-04-05-06	Lowe, Marty 1971	Seidel, Don 1939
	Brass, Bill 1960-61	Hall, Phillip 1958-59-60	M	Shafer, Mike 1986
	Brindisi, Richard 1977-78-79	Hanich, Herbert 1959-60-61	MacDonald, Robert 1956-57-58	Shanahan, Kyle 2007-08-09-10
	Brown, Larry 1957-58-59	Hardabura, Jason 1998-99-01	Mackie, Eugene 1972-73-75-76	Simonson, Randy 1991-92
	Brulé, Daniel 2007-08-09-10	Harding, Kenneth 1947-48-49	Mackie, Kurt 1974-75-76-77	Sitzman, Thomas 1962-63-64
	Bryan, Brad 1988-89-90-91	Harkson, U.S. 1916	Mackie, Mark 1975	Sneed, Ryan 2000-01-02-03
	Bukacek, Blake 1997-98-99-00	Harris, Ted 1994-95-96-97	Magsam, Alex 2015-16-17-18	Sommers, Brenon 2015-16-17-18
	Bullington, Jack 1971	Harrison, Dennis 1991-92-93-94	Maras, Tony 2007-08-09-10	Southwick, Philip 1914-15
	Burkel, Louis 1961-62-64	Hart, Gene 1961-63	Martin, Joshua 2018-19	Southwick, Stanley 1939-41
	Burtle, Tony 2002-03-04-06	Hartung, Jim 1979-80-81-82	Matthews, Nic 2003-04-05-06	Spitdowski, David 2008
	Byers, Karl 1958-59-60	Hedval, Zach 2013-14	Mauldin, James 2006-07-08-09	Sprague, A.J. 1957
C		Heineman, Richard 1976-77	May, Stephen 1967-68-69	Sprague, Charles 1953-54
	Cadwell, Gaius 1939-40	Helgeson, Lloyd 1949	McCoy, Richard 1961-62-63	Sprague, Philip 1947-48-49
	Cahoy, Phil 1980-81-82-83	Henriouille, Hayden 2012	McCracken, Andrew 1981	Stelter, Bob 1987-88-89-90
	Carter, Earl 1988-89-90	Heredia, Michael 2010	McEwen, Ryan 1995-96-97	Stephenson, Anton 2016-17-18-19
	Castro, Antonio 2014-16-17-18	Herman, Floyd 1935	McGill, Patrick 1966-67-68	Stephenson, Chris 2015-16-17-18
	Chamberlain, Sam 2013-14-15-16	Hernandez, Adrien 2007	McKinney, Donte 2022-23	Stillwell, Connor 2012-13
	Charter, Jon 2005-06-07	Hesson, James 1968	McMaster, Burrell 1954	Stone, Vance 1966
	Chmelka, Chuck 1978-79-80-81	Hibbitts, Frank 1980-81-82-84	McMaster, Collins 1942	Strickler, Wayne 1955-56-57
	Chmelka, John 1984	Hillman, Arthur 1948-49-50-51	McWilliams, Victor 1969	Studenski, Peter 1972-73-74-75
	Christensen, Micah 2011-12-13	Hiser, Chris 2022-23-24	Mikus, Jim 1981-82-83-84	Sundeen, Gene 1947
	Christie, Jason 1993-94-95-96	Hobson, Mark 1978-79-80-81	Miller, Warren 1923	Suter, Wes 1983-84-85-86
	Christopherson, Burton 1967	Hodge, Donald 1952-53-54-55	Mitchell, D.C. 1909	Swihart, Steve 1962
	Chronopoulos, Taylor 2021-22-23-24-25	Hodges, George 1942	Moen, Dennis 1969	T
	Chronopoulos, Yanni 2021-22-23-24-25	Hofer, Andreas 2010-11-12	Mondi, Chase 2024-25	Tamane, Kenji 2020
	Chumreontert, Paul 2004-05	Hoskovec, Michael 1967-68-69	Moore, Douglas 1960-61	Tarca, Nik 2025
	Clinton, Caden 2025	House, Andrew 2011-12-14-15	Moore, Nicholas 2003-04-05-06	Tétrault, Stephen 2005-06-07-08
	Clinton, Grant 1999-00-01-02	Howard, Harry 1963-64-65	Mott, Mick 1971	Thurber, Dave 1971
	Cohen, Asher 2023-24-25	Hughes, Paul 1950-51-52	Morgan, A.J. 2022-23-24-25	Thurber, John 1972
	Contreras, Dave 1974	Hull, Brandon 1981-82-83-84	Mueller, Moritz 2020-21-22-23	Tideman, Zac 2023-24-25
	Cook, Alan 1968-69	Hymanson, Evan 2017-19-20-21	Mulholland, Bill 1994-95-96-97	Tietze, Adam 2002-03-04-05
	Cook, Barry 1978	I	Murphy, William 1961	Todd, Stephen 1975-77-78-79
	Cooper, Bob 1942	Ingrelli, Anthony 2008-09-10-11	N	Tokar, Coleman 2014-16-17
	Cosgrove, Mike 1975-76-77	Inness, Jimmy 1966	Nelson, Marshall 1996-97-98-00	Traver, Harold 1971-72-73-74
	Craren, Eddie 1951	Irick, Ryan 2015-16	Nessi, Karl 2002	Traver, Thomas 1967-68-69
	Critz, Jack 2023-25	Ives, Jacob 2006-09	Newstrom, Terry 1976	Tubbs, Gerald 1951
	Cross, Barry 1971-72-73-74	J	Nitache, Alex 2024-25	Turley, Victor 1965
	Cutshall, Bruce 1965	Jacobs, David 2010-11-12	Nowels, Terry 1978-79	Tyndall, Mitch 2019-20-21
D		Jackson, Khalil 2019-21-22	Nystrom, Thomas 1962	U
	Daigle, Eric 2007-08	Jakub, Dusty 1999-00	O	Ungar, Josh 2012-13-14-15
	Danley, Bear 2008-09-10-11	James, Luke 2023-24-25	O'Connor, Frank 1974-75-76	Unger, James 1972-73-74-75
	Darling, Sumner 1991-92-93-94	James, Melvin 1948	Odden, Max 2024	Urwiler, Noah 2020-21-22
	Davis, Kevin 1985-86-87-88	Jeurink, Gary 1974-75-76-77	P	W
	DeGrazia, Sanyi 1989-90	Johnsen, Malcolm 1967	Pakieser, Donald 1958	Waloff, Stefan 2008-09-10
	Dickey, Steve 1973-74-75-76	Johnson, Guy 1940-41	Palmer, Neil 1984-85-86-87	Warburton, Mark 1987-88-89-90
	Dilworth, Josh 2009-10	Johnson, James 1948	Parks, Steve 1978	Wassung, Jason 2004-05-06-07
	Dimas, Ted 1988-89-90-91	Johnson, Jeff 1971-73-74	Partridge, Cole 2024-25	Wax, William 1960
	Dimas, Trent 1990	Johnson, Scott 1980-81-82-83	Patterson, Mace 2002-03-04-05	Weaver, L.W. 1911
	Doherty-Herwitz, Liam 2021-22-23	Jolley, Gabriel 2012-13	Pauley, Stuart 1969	West, Duane 1974-75-76-77
	Drewing, C.J. 1916	Jones, Bruce 1966-68	Pelcak, Emil 1941-42	Williams, Charles 1960-61
	Duff, Gary 1973-74-75-76	Jones, Steven 1971	Pepe, Joey 2022-23-24-25	Williams, Mark 1977-78-79-80
	Dunavan, Albert 1949-50-51	K	Perdue, Grant 2012-13-14	Winkelmann, Jim 1978-79-80
	Dunkley, Kevin 1977-78-79-80	Kallos, Nickie 1947	Peters, Zachary 2018-19-20-21	Wong, Travis 2022-23-24-25
	Durst, Garret 2008	Kehler, Griffin 2018-19-20-21	Pfeiff, Lawrence 1963-64	Wood, Derric 2003-04-05-06
E		Kempkes, Bruce 1968-69	Phillips, Samuel 2020-21-22-23-24	Woodard, Terrance 1965
	Eastman, Will 2011-12	Kelly, Jeff 2000-01-02-03	Porter, Cecil 1942	Y
	Elliott, Steve 1979-80-81-82	Kennedy, Max 1952-53-54	Powell, Burkett 1991-92-93-94	Yarwood, Bob 1950-51-52
	Ellis, Charles 1957-58-59	Kidd, Thomas 1952-53-54	Proffitt, Roy 1939-40	York, Nathan 2023-24-25
				Young, Dylan 2020-21-22-23
				Z
				Zymball, Andrew 2016-17-18-19

NEBRASKA GYMNASTICS ALL-AMERICANS

Gymnast Event Score Place

2025			
Taylor Christopoulos	AA	80.863	5th
Chase Mondt	PH	13.766	8th
Chris Hiser	FX	14.566	2nd
Asher Cohen	SR	14.133	4th
Max Odden	SR	13.933	7th
	HB	13.600	8th

2024			
Taylor Christopoulos	AA	81.933	6th
	FX	14.500	2th
	V	15.000	4th
Asher Cohen	HB	13.900	3rd
Cooper Giles	SR	13.966	6th
Sam Phillips	PH	14.300	6th
	AA	80.33	7th
Zac Tideman	HB	13.600	7th
	HB	13.900	2nd
	V	14.800	7th

2023			
Taylor Christopoulos	AA	84.166	2nd
	FX	14.600	5th
	PB	14.400	7th
Donte McKinney	HB	14.366	2nd
Zac Tideman	V	14.700	8th

2022			
Dillon King	PB	14.03	8th
Donte McKinney	VT	14.60	7th

2021			
Taylor Christopoulos	V	14.66	5th
Charlie Giles	PH	13.56	7th
	V	14.70	4th
Evan Kruley	PH	13.70	3rd
Mitch Tyndall	PH	13.66	4th

2020
*due to the coronavirus pandemic, regular season honors were awarded.

2019			
Jake Bonney	FX	14.40	8th
Charlie Giles	V	14.60	8th
Khalil Jackson	HB	13.83	7th
Josh Martin	PH	13.60	8th
Anton Stephenson	V	14.86	3rd
Anton Stephenson	AA	83.63	7th

2018			
Connor Adamsick	FX	14.30	4th
Griffin Kehler	FX	14.20	T5th
Anton Stephenson	V	14.80	T2nd
Chris Stephenson	PB	14.33	8th

2017			
Austin Epperson	FX	14.60	T2nd
Kyle King	FX	14.45	5th

2016			
Sam Chamberlain	PB	15.15	3rd
Austin Epperson	FX	14.70	T5th
Ethan Lottman	PH	15.25	3rd
Anton Stephenson	PB	14.70	T7th

2015			
Ethan Lottman	PH	14.45	5th

2014			
Wyatt Aycock	AA	88.50	8th

2013			
Wyatt Aycock	AA	85.20	7th
Sam Chamberlain	PB	14.925	3rd
Grant Perdue	V	15.175	4th

2012			
Grant Perdue	FX	15.40	4th

2010			
Anthony Ingrelli	SR	15.05	6th

2007			
T.J. Schmidt	PH	9.075	5th
Stephen Tétrault	AA	52.05	7th
	PH	8.975	6th

2005			
Paul Chumreontert	PH	9.587	5th
Stephen Tétrault	V	9.30	5th

2004			
Josh Rasile	SR	9.525	5th

2003			
Steven Friedman	PB	8.837	5th

2000			
Dusty Jakub	PB	9.6625	5th
Derek Leiter	AA	57.825	5th
	V	9.7375	3rd

Asher Lichterman	V	9.7125	4th
------------------	---	--------	-----

1999			
Blake Bukacek	HB	9.825	2nd
Jason Hardabura	AA	58.05	1st
	FX	9.80	1st
	HB	9.6875	4th
Jim Koziol	SR	9.5875	6th

1998			
Jim Koziol	SR	9.765	4th
Derek Leiter	AA	57.075	4th
Bill Mulholland	V	9.60	4th
Marshall Nelson	PH	9.775	2nd
	PB	9.7875	1st

1997			
Ryan McEwen	HB	9.7375	3rd
Marshall Nelson	V	9.6875	5th
	PB	9.95	1st
	HB	9.7875	1st

1996			
Jason Christie	PB	9.65	5th
	HB	9.775	6th
Ted Harris	SR	9.80	3rd
Marshall Nelson	PH	9.825	3rd

1995			
Richard Grace	AA	58.325	1st
	PB	9.80	1st
Rick Kieffer	HB	9.8375	1st

1994			
Che Bowers	PH	9.40	4th
Sumner Darling	AA	57.20	5th
Richard Grace	AA	57.40	4th
	PB	9.575	1st
	HB	8.95	6th
Dennis Harrison	AA	58.20	1st
	FX	9.20	2nd
	PH	8.85	6th
	V	9.60	2nd
	PB	9.35	4th
	HB	9.25	2nd
Rick Kieffer	SR	9.30	5th
Burkett Powell	PB	9.40	2nd

1993			
Che Bowers	PH	9.40	3rd
	HB	9.50	2nd
Richard Grace	FX	9.40	1st
Dennis Harrison	AA	57.55	3rd
	PB	8.90	6th
Rick Kieffer	SR	9.55	5th

1992			
Dennis Harrison	AA	113.95	5th
	HB	9.725	5th
Che Bowers	PH	9.90	1st
	HB	9.675	6th
Sumner Darling	PB	9.85	2nd
Rick Kieffer	HB	9.825	2nd
Josh Saegert	PB	9.80	4th

1991			
Dennis Harrison	V	9.475	6th

1990			
Trent Dimas	FX	9.775	2nd
	HB	9.90	2nd
Patrick Kirksey	AA	113.45	3rd
	PH	9.80	3rd
	PB	9.725	1st
Bob Stelter	AA	112.75	4th
Mark Warburton	SR	9.725	6th
	PB	9.75	2nd

1989			
Mike Epperson	HB	9.45	3rd
Patrick Kirksey	AA	112.60	1st
	PH	9.35	6th
	PB	9.70	3rd
	HB	9.35	5th
Bob Stelter	AA	111.30	4th

1988			
Kevin Davis	AA	113.00	1st
	SR	9.675	4th
	PB	9.90	1st
	V	9.50	6th
Patrick Kirksey	AA	112.50	4th
Tom Schlesinger	SR	9.65	5th
	HB	9.875	3rd
Bob Stelter	V	9.5375	5th
Mark Warburton	PB	9.80	2nd

1987			
Kevin Davis	AA	112.05	2nd
	PH	9.55	6th
	PB	9.75	1st
Tom Schlesinger	AA	113.25	1st
	PB	9.75	1st
	HB	9.90	2nd

1986			
Kevin Davis	PB	9.70	4th
Wes Suter	AA	56.90	4th
	PB	9.60	6th
Tom Schlesinger	PB	9.70	4th

1985			
Mike Epperson	PB	9.60	5th
Neil Palmer	HB	9.80	3rd
Wes Suter	AA	58.20	1st
	FX	9.80	1st
	HB	9.90	1st

1984			
Jim Mikus	FX	9.10	6th
	HB	9.50	6th
Chris Riegel	AA	113.95	4th
	FX	9.60	3rd
	V	10.00	1st
	PB	9.40	3rd
	HB	9.60	5th

1983			
Phil Cahoy	AA	115.20	4th
Scott Johnson	AA	115.95	2nd
	FX	9.90	1st
	SR	9.80	2nd
	V	9.80	4th
	PB	9.85	1st
	HB	9.95	1st
Jim Mikus	HB	9.80	3rd
Chris Riegel	AA	114.90	6th
	V	9.90	1st

1982			
John Balluff	PH	9.75	3rd
Phil Cahoy	AA	113.10	5th
	PH	9.65	5th
	PB	9.35	6th
Steve Elliott	FX	9.85	1st
	V	9.90	1st
Jim Hartung	AA	115.80	2nd
	FX	9.70	3rd
	PH	9.55	6th
	SR	9.85	1st
	PB	9.70	1st
	HB	9.80	3rd
Scott Johnson	AA	112.95	6th
	FX	9.70	3rd
Jim Mikus	AA	114.05	4th
	FX	9.55	6th

1981			
Phil Cahoy	AA	113.80	5th
	PB	9.70	1st
	HB	9.90	1st
Jim Hartung	AA	115.90	1st
	FX	9.80	2nd
	PH	9.80	3rd
	SR	9.90	1st
	PB	9.70	1st
	HB	9.80	2nd
Frank Hibbitts	PH	9.35	6th
Scott Johnson	SR	9.75	2nd
	HB	9.70	6th

1980			
Phil Cahoy	AA	111.65	4th
	PB	19.55	1st
	HB	19.55	1st
Steve Elliott	FX	19.55	1st
	V	19.15	6th
Jim Hartung	AA	115.02	1st
	FX	19.10	6th
	PH	19.20	5th
	SR	19.45	1st
	PB	19.30	2nd
Scott Johnson	V	19.75	2nd

1979			
Larry Gerard	AA	112.25	5th
	SR	19.00	4th
	HB	19.125	4th
Jim Hartung	AA	114.15	3rd
	FX	19.075	3rd
	PH	19.20	4th
	SR	19.10	3rd
	PB	18.775	4th

1978			
Mark Williams	HB	18.75	6th

1977			
Larry Gerard	HB	18.75	4th
Kurt Mackie	SR	18.675	5th

1976			
Steve Dickey	PH	18.575	5th
Larry Gerard	AA	107.10	5th
	SR	18.50	6th
	HB	18.80	3rd

NEBRASKA GYMNASTICS ALL-AMERICANS

1975

Gene Mackie..... AA..... 106.70 4th
 Pete Studenski..... SR 18.70 5th
 Jim Unger..... FX 18.55 5th

1964

Dennis Albers..... V 9.17 3rd
 Francis Allen..... PB 9.27 4th

1959

Karl Byers..... PH 9.15 5th

***1955**

Bruce Riley..... HB..... 264 5th

***1948**

Phillip Sprague..... TRAMP ..235 5th
 Bob Stelter..... V 9.5375 5th
 Mark Warburton..... PB 9.80 2nd

**Scoring has changed since.*

*(Since 1948, NU has produced 72
 All-Americans and 206 All-America awards.)*

NEBRASKA'S CONFERENCE HISTORY & HONORS

Note: Nebraska participated in the Big Eight Conference before 1995. After Iowa State dropped men's gymnastics following the 1994 season, the Big Twelve Conference opted not to sanction a league championship meet because NU and Oklahoma were the only schools sponsoring a varsity team. NU entered the Mountain Pacific Sports Federation (MPSF) in 1995. The Huskers joined the Big Ten Conference for the 2012 season.

INDIVIDUAL CONFERENCE CHAMPIONS

Gymnast	Event	Score
2025		
Yanni Chronopoulos	SR.....	13.95
2023		
Taylor Christopulos	V.....	14.900
2019		
Anton Stephenson	V.....	14.800
2018		
Anton Stephenson	V.....	14.950
.....	PB.....	14.150
2017		
Anton Stephenson	V.....	14.975
2002		
Josh Rasile.....	V.....	9.500
2000		
Derek Leiter	AA.....	58.300
1999		
Jason Hardabura	AA.....	58.075
1998		
Marshall Nelson	HB.....	9.800
Jason Hardabura	FX.....	9.725
1997		
Marshall Nelson	PH.....	9.800
.....	PB.....	9.900
Ted Harris	SR.....	9.750
1996		
Jason Christie.....	PB.....	9.780
1995		
Richard Grace.....	AA.....	58.200
.....	FX.....	9.825
.....	V.....	9.650
Jason Christie.....	PB.....	9.825
1994		
Dennis Harrison.....	AA.....	57.625
.....	PB.....	9.900
Jason Christie.....	HB.....	9.800
Rick Kieffer	SR.....	9.750
Che Bowers	PH.....	9.800
1993		
Che Bowers	PH.....	9.850
Dennis Harrison.....	PB.....	9.750
1992		
Dennis Harrison.....	FX.....	9.750
.....	V.....	9.500
.....	PB.....	9.700
Che Bowers	PH.....	9.750
.....	HB.....	9.800
Richard Grace.....	V.....	9.500
1991		
Brad Bryan.....	FX.....	9.800
Dennis Harrison.....	V.....	9.750
1990		
Patrick Kirksey.....	AA.....	115.000
.....	FX.....	9.800
.....	SR.....	9.650
.....	PB.....	9.750
.....	PH.....	9.750
Bob Stelter	V.....	9.600
Mark Warburton.....	HB.....	9.750
1989		
Patrick Kirksey.....	AA.....	111.550
.....	FX.....	9.850
.....	PH.....	9.800

.....	PB.....	9.750
Mark Warburton.....	SR.....	9.600
1988		
Kevin Davis.....	AA.....	112.100
.....	SR.....	9.650
Tom Schlesinger	SR.....	9.650
.....	PB.....	9.900
Mark Warburton.....	SR.....	9.650
Patrick Kirksey.....	PH.....	9.600
1987		
Tom Schlesinger	SR.....	9.800
.....	PB.....	9.850
Bob Stelter	V.....	9.450
1986		
Wes Suter	FX.....	9.650
.....	HB.....	9.700
Mike Epperson	V.....	9.600
.....	HB.....	9.700
Tom Schlesinger	PB.....	9.750
1985		
Wes Suter	AA.....	107.650
.....	PH.....	9.700
.....	V.....	9.800
.....	HB.....	9.800
Neil Palmer.....	HB.....	9.800
1984		
Chris Riegel	AA.....	113.500
.....	V.....	9.800
Jim Mikus	PB.....	9.600
Frank Hibbits.....	PH.....	9.700
1983		
Scott Johnson	AA.....	115.650
.....	SR.....	9.750
.....	PB.....	9.700
.....	V.....	9.700
.....	HB.....	9.900
Phil Cahoy	PH.....	9.800
1982		
Jim Hartung	AA.....	115.300
.....	PH.....	9.900
.....	SR.....	9.750
.....	HB.....	9.850
Steve Elliott	V.....	9.850
1981		
Jim Hartung	SR.....	19.450
.....	PH.....	19.450
1980		
Jim Hartung	AA.....	57.700
.....	SR.....	19.300
.....	HB.....	19.250
Phil Cahoy	PH.....	19.350
1979		
Jim Hartung	V.....	9.550
.....	SR.....	9.550
1978		
Mark Williams.....	HB.....	18.975
1977		
Larry Gerard.....	HB.....	18.875
Duane West.....	FX.....	18.550
1976		
Larry Gerard.....	AA.....	105.450
.....	HB.....	18.750
Gene Mackie	PB.....	17.85
1975		
Pete Studenski	SR.....	19.175
Gary Duff.....	PB.....	18.250

1974		
Hal Traver	PH.....	18.100
1972		
Hoppy Batten.....	HB.....	18.100
1964		
Dennis Albers	AA.....	520.000
.....	FX.....	90.000
.....	PH.....	87.750
.....	V.....	90.125
.....	T.....	87.500
Francis Allen.....	PB.....	87.250
ADDITIONAL CONFERENCE MEDALISTS		
Gymnast	Event	Score
2025		
Nathan York	FX (2nd)	13.975
Taylor Christopulos	HB (2nd)	13.835
.....	AA (3rd)	13.750
Asher Cohen	SR (2nd)	13.950
Chris Hiser	SR (3rd)	13.850
Joey Pepe.....	PB (3rd)	13.850
2024		
Taylor Christopulos	HB (3rd)	14.125
Cooper Giles	PH (3rd)	14.250
2023		
Donte McKinney	HB (3rd)	14.475
Nathan York	FX (3rd)	14.325
2022		
Dillan King	HB (3rd)	13.675
2021		
Taylor Christopulos	VT (2nd)	14.550
Charlie Giles	VT (3rd)	14.500
Sam Phillips	HB (3rd)	13.800
2018		
Anton Stephenson	FX (T2nd)	14.200
Jake Bonnay	FX (T2nd)	14.200
.....	V (2nd)	14.900
Kyle King	V (3rd)	14.775
Daniel Leal.....	PB (3rd)	13.950
2017		
Anton Stephenson	AA (3rd)	82.35
2016		
Daniel Leal.....	PB (2nd)	15.425
2015		
Kyle King	V (T3rd)	15.10
2014		
Robbie Kocks	SR (3rd)	15.60
2013		
Sam Chamberlain	PB (3rd)	14.775
Louis Klein	HB (2nd)	15.075
Grant Perdue.....	V (3rd)	15.15
2012		
Eric Schryver	PH (3rd)	14.20
2009		
T.J. Schmidt	PH (2nd)	15.05
2008		
T.J. Schmidt	PB (3rd)	15.40
2007		
T.J. Schmidt	PH (3rd)	8.70
Jason Wassung.....	V (T2nd)	9.10
2006		
Derric Wood.....	PH (2nd)	8.80
Jason Wassung.....	PH (3rd)	8.75
Nic Matthews	V (3rd)	9.325

NEBRASKA'S CONFERENCE HISTORY & HONORS

Note: Nebraska participated in the Big Eight Conference before 1995. After Iowa State dropped men's gymnastics following the 1994 season, the Big Ten Conference opted not to sanction a league championship meet because NU and Oklahoma were the only schools sponsoring a varsity team. NU entered the Mountain Pacific Sports Federation (MPSF) in 1995. The Huskers joined the Big Ten Conference for the 2012 season.

2005

Stephen Tétrault.....	AA (3rd)	53.075
Stephen Tétrault.....	V (2nd)	9.40

2004

Mace Patterson.....	HB (3rd).....	9.137
---------------------	---------------	-------

2003

Steven Friedman.....	AA (3rd)	54.125
----------------------	----------------	--------

2001

Jason Hardabura.....	PH (3rd).....	8.85
Grant Clinton.....	SR (3rd).....	8.95
Grant Clinton.....	PB (3rd).....	8.70
Jason Hardabura.....	HB (3rd).....	8.70

2000

Dusty Jakub.....	PB (2nd)	9.725
Asher Lichterman.....	V (T3rd)	9.60

1999

Derek Leiter.....	AA (2nd).....	56.65
Jason Hardabura.....	PH (T3rd).....	9.6875
Jason Hardabura.....	SR (3rd).....	9.6625

1998

Marshall Nelson.....	PH (2nd).....	9.75
Derek Leiter.....	PH (3rd).....	9.725
Jim Koziol.....	SR (T3rd).....	9.625

1997

Derek Leiter.....	AA (2nd).....	56.975
Marshall Nelson.....	PH (2nd).....	9.725
JD Reive.....	PB (3rd).....	9.65
Ryan McEwen.....	HB (2nd).....	9.80

1996

Ted Harris.....	SR (2nd).....	9.5875
Jason Christie.....	PB (2nd).....	9.6375

1995

Rick Kieffer.....	AA (3rd)	57.375
Rick Kieffer.....	FX (3rd)	9.70
Richard Grace.....	PB (3rd).....	9.775

1994

Rick Kieffer.....	AA (2nd).....	57.30
Jason Christie.....	FX (2nd).....	9.80
Rick Kieffer.....	V (2nd).....	9.55
Burkett Powell.....	HB (3rd).....	9.75

1993

Burkett Powell.....	FX (2nd)	9.675
Richard Grace.....	FX (3rd).....	9.625
Dennis Harrison.....	PH (2nd).....	9.65
Rick Kieffer.....	SR (2nd).....	9.55
Burkett Powell.....	SR (3rd).....	9.50
Dennis Harrison.....	V (T2nd).....	9.45
Richard Grace.....	V (T2nd).....	9.45
Burkett Powell.....	PB (9.50).....	9.65
Rick Kieffer.....	PB (3rd).....	9.45
Burkett Powell.....	HB (3rd).....	9.60

1992

Sumner Darling.....	AA (3rd)	101.60
Sumner Darling.....	FX (T3rd).....	9.60
Che Bowers.....	FX (T3rd).....	9.60
Dennis Harrison.....	PH (2nd).....	9.65
Josh Saegert.....	PH (T3rd).....	9.55
Rick Kieffer.....	SR (2nd).....	9.65
Josh Saegert.....	PB (2nd).....	9.65
Burkett Powell.....	PB (3rd).....	9.65
Sumner Darling.....	HB (2nd).....	9.80
Dennis Harrison.....	HB (3rd).....	9.65

1991

Sumner Darling.....	FX (2nd).....	9.65
Che Bowers.....	PH (T2nd).....	9.55
Brad Bryan.....	PH (T2nd).....	9.55
Che Bowers.....	HB (T3rd).....	9.60
Sumner Darling.....	HB (T3rd).....	9.60

1990

Mark Warburton.....	AA (2nd).....	111.05
Bob Stelter.....	AA (3rd)	110.50
Trent Dimas.....	FX (2nd)	9.75
Bob Stelter.....	SR (T3rd).....	9.60
Mark Warburton.....	SR (T3rd).....	9.60
Patrick Kirksey.....	V (3rd)	9.45
Bob Stelter.....	PB (3rd).....	9.45

1989

Bob Stelter.....	AA (2nd).....	109.80
Bob Stelter.....	FX (2nd)	9.75
Mark Warburton.....	PH (2nd).....	9.50
Bob Stelter.....	PH (3rd).....	9.40
Patrick Kirksey.....	SR (2nd).....	9.40
Bob Stelter.....	SR (3rd).....	9.35
Bob Stelter.....	V (T2nd).....	9.55
Mark Warburton.....	PB (2nd).....	9.65
Mark Warburton.....	HB (2nd).....	9.60

1988

Tom Schlesinger.....	AA (2nd).....	111.150
Patrick Kirksey.....	FX (3rd).....	9.70
Patrick Kirksey.....	V (3rd).....	9.60
Kevin Davis.....	PB (T2nd).....	9.75
Tom Schlesinger.....	HB (2nd).....	9.80
Mike Schiefelbein.....	HB (T3rd).....	9.75
Mike Epperson.....	HB (T3rd).....	9.75
Kevin Davis.....	HB (T3rd).....	9.75

1987

Tom Schlesinger.....	AA (2nd).....	111.40
Kevin Davis.....	AA (3rd)	109.150
Kevin Davis.....	FX (T2nd).....	9.70
Tom Schlesinger.....	FX (T2nd).....	9.70
Tom Schlesinger.....	PH (T2nd).....	9.70
Kevin Davis.....	SR (T2nd).....	9.75
Patrick Kirksey.....	V (3rd).....	9.35
Patrick Kirksey.....	PB (T3rd).....	9.60
Neil Palmer.....	PB (T3rd).....	9.60
Neil Palmer.....	HB (T2nd).....	9.75

1986

Information not available.

1985

Kevin Davis.....	AA (3rd)	104.600
Mike Epperson.....	FX (2nd).....	9.75
Wes Suter.....	FX (3rd).....	9.70
Kevin Davis.....	PH (2nd).....	9.60
Dave Bowers.....	PH (T3rd).....	9.50
Mike Epperson.....	SR (2nd).....	9.55
Wes Suter.....	SR (T3rd).....	9.50
Mike Epperson.....	V (3rd).....	9.65
Tom Schlesinger.....	PB (2nd).....	9.50
Kevin Davis.....	PB (T3rd).....	9.45
Wes Suter.....	PB (T3rd).....	9.45
Kevin Davis.....	HB (3rd).....	9.75

1984

Jim Mikus.....	AA (2nd).....	112.850
----------------	---------------	---------

1983

Phil Cahoy.....	AA (2nd).....	57.30
Chris Riegel.....	AA (3rd)	56.10
Scott Johnson.....	FX (T2nd).....	9.70
Chris Riegel.....	FX (T2nd).....	9.70
Scott Johnson.....	PH (T3rd).....	9.55
Brandon Hull.....	PB (2nd).....	9.40
Chris Riegel.....	PB (3rd).....	9.35
Phil Cahoy.....	HB (2nd).....	9.80
Chris Riegel.....	HB (3rd).....	9.70

1982 & 1981

Information not available.

1980

Phil Cahoy.....	AA (2nd).....	57.05
Jim Hartung.....	FX (2nd).....	19.15
Phil Cahoy.....	FX (3rd).....	18.85
John Balluf.....	PH (2nd).....	19.15

BIG TEN CHAMPIONS

Year	Team	Score
2025	Michigan	330.750
2024	Michigan	412.400
2023	Michigan	413.350
2022	Michigan	413.350
2021	Michigan	411.000
2019	Penn State	410.350
2018	Illinois	413.900
2017	Ohio State	418.600
2016	Ohio State	434.450
2015	Penn State	436.700
2014	Michigan	448.200
2013	Michigan	438.900
2012	Illinois	352.950

MPSF CHAMPIONS

Year	Team	Score
2011	Stanford	362.250
2010	Oklahoma	354.550
2009	Stanford	363.750
2008	Oklahoma	359.150
2007	Oklahoma	217.950
2006	Oklahoma	219.175
2005	Oklahoma	225.650
2004	California	220.225
2003	Oklahoma	223.500
2002	Oklahoma	219.225
2001	Oklahoma	217.725
2000	Oklahoma	230.675
1999	Nebraska & Oklahoma	228.775
1998	California	229.050
1997	Nebraska	230.700
1996	California	228.970
1995	Stanford	229.000

BIG EIGHT CHAMPIONS

Year	Team	Score
1994	Nebraska	287.775
1993	Nebraska	283.300
1992	Nebraska	286.500
1991	Oklahoma	283.800
1990	Nebraska	282.150
1989	Nebraska	282.150
1988	Nebraska	284.400
1987	Oklahoma	285.150
1986	Nebraska	283.750
1985	Nebraska	284.900
1984	Oklahoma	279.650
1983	Nebraska	282.200
1982	Nebraska	281.050
1981	Oklahoma	558.650
1980	Nebraska	279.550
1979	Oklahoma	443.200
1978	Oklahoma	443.200
1977	Oklahoma	427.550
1976	Nebraska	419.000
1975	Iowa State	422.850
1974	Iowa State	325.050
1973	Iowa State	330.350
1972	Iowa State	317.050
1971	Iowa State	316.950
1970	Iowa State	165.550
1969	Iowa State	161.825
1968	Colorado	178.850
1967	Iowa State	187.450
1966	Iowa State	186.550
1965	Iowa State	178.500
1964	Nebraska	203.500

Jim Hartung.....	PH (3rd).....	19.10
Jim Hartung.....	V (2nd)	19.45
Phil Cahoy.....	PB (2nd).....	19.20

1979

Jim Hartung.....	AA (2nd).....	112.40
Larry Gerard.....	AA (3rd)	111.05
Jim Hartung.....	PH (2nd).....	9.45
Larry Gerard.....	SR (3rd).....	9.375
Larry Gerard.....	PB (2nd).....	9.50
Jim Hartung.....	HB (2nd).....	9.25
Mark Williams.....	HB (3rd).....	9.225

NEBRASKA'S CONFERENCE HISTORY & HONORS

1978

Kirk Fridrich..... HB (T3rd)18.775

1977

Larry Gerard..... AA (2nd).....108.700
 Larry Gerard..... FX (2nd)18.450
 Mike Cosgrove..... PH (2nd).....18.200
 Larry Gerard..... SR (2nd).....18.650
 Kurt Mackie..... SR (3rd)18.600
 Duane West..... HB (3rd).....18.550

1976

Gene Mackie AA (2nd).....103.700
 Steve Dickey PH (2nd).....18.40
 Larry Gerard..... SR (2nd).....18.65
 Gary Jeurink..... V (2nd)18.40
 Larry Gerard..... PB (3rd)17.50
 Duane West..... HB (2nd).....17.65

1975

Gene Mackie AA (2nd).....100.900
 Jim Unger FX (2nd)18.457
 Steve Dickey PH (2nd)17.925
 Jim Unger V (2nd)18.325

**Prior to 1975, information other than first-place conference finishes is not available.*

BIG TEN FRESHMAN OF THE YEAR

2022 Chris Hiser
 2021 Taylor Christopoulos

BIG TEN GYMNAST OF THE YEAR

2025 Taylor Christopoulos
 2023 Taylor Christopoulos
 2019 Anton Stephenson

BIG TEN MEDAL OF HONOR

2019 Anton Stephenson

ALL-CONFERENCE TEAMS

First-Team All-Big Ten
 2025 Taylor Christopoulos
 Yanni Chronopoulos
 Taylor Christopoulos
 Taylor Christopoulos
 2024 Sam Phillips
 2022 Anton Stephenson
 2019 Anton Stephenson
 2018 Anton Stephenson
 2017 Chris Stephenson

Second-Team All-Big Ten
 2025 Asher Cohen
 Chris Hiser
 Joey Pepe
 Nathan York
 Cooper Giles
 2024 Donte McKinney
 2023 Nathan York
 2022 Dillan King
 2021 Taylor Christopoulos
 Charlie Giles
 Sam Phillips
 2018 Jake Bonnay
 Kyle King
 Daniel Leal
 2016 Daniel Leal
 2015 Kyle King
 2014 Robbie Kocks
 2013 Louis Klein

BIG TEN GYMNAST OF THE WEEK

Yanni Chronopoulos March 11, 2025
 Taylor Christopoulos Feb. 12, 2024
 Anton Stephenson March 29, 2019
 Chris Stephenson Jan. 23, 2017
 Anton Stephenson Feb. 27, 2017
 Chris Stephenson March 6, 2017
 Grant Perdue March 18, 2013

BIG TEN FRESHMAN OF THE WEEK

Caden Clinton Feb. 15, 2025
 Max Odden March 11, 2024
 Chase Mondt Feb. 12, 2024

Travis Wong March 21, 2022
 Chris Hiser March 14, 2022
 Travis Wong March 8, 2022
 Travis Wong February 21, 2022
 Chris Hiser February 7, 2022
 Chris Hiser January 31, 2022
 Taylor Christopoulos Feb. 13, 2021
 Taylor Christopoulos Feb. 21, 2021
 Taylor Christopoulos March 7, 2021
 Charlie Giles March 5, 2019
 Anton Stephenson Jan. 25, 2016
 Anton Stephenson Feb. 29, 2016
 Anton Stephenson March 7, 2016

BIG TEN SPECIALIST OF THE WEEK

Taylor Christopoulos March 11, 2025
 Zac Tideman Feb. 19, 2024

BIG TEN SPORTSMANSHIP AWARD

2023 Moritz Mueller
 2022 Dillan King
 2021 Zach Peters
 2020 Charlie Giles
 2019 Andrew Zymball
 2018 Travis Gollott
 2017 Connor Adamsick
 2012 Andreas Hofer

BIG TEN DISTINGUISHED SCHOLARS

2025 Zac Tideman
 Asher Cohen
 Alex Nitache
 Anthony Koppie
 Asher Cohen
 Moritz Mueller
 Moritz Mueller
 Sam Phillips
 Dylan Young
 Jake Bonnay
 Moritz Mueller
 Zach Peters
 Dylan Young
 Evan Hymanson
 Josh Martin
 Joshua Everitt
 Evan Hymanson
 Anton Stephenson
 Andrew Zymball
 Joshua Everitt
 Evan Hymanson
 Alex Magsam
 Brenon Sommers
 Anton Stephenson
 Chris Stephenson
 Joshua Everitt
 Sanjaya Roy
 Anton Stephenson
 Chris Stephenson
 Coleman Tokar
 Ryan Irick
 Ethan Lottman
 Alex Magsam
 Sanjaya Roy
 Chris Stephenson
 Ryan Irick
 Ethan Lottman
 Josh Ungar
 Ryan Irick
 Ethan Lottman
 Eric Schryver
 Ryan Irick
 Mark Ringle
 C.J. Schaaf
 Eric Schryver
 Josh Ungar
 Eric Schryver

2022
 2021
 2020
 2019
 2018
 2017
 2016
 2015
 2014
 2013

ACADEMIC ALL-BIG TEN

2025 Taylor Christopoulos
 Yanni Chronopoulos
 Asher Cohen
 Jack Crtiz

James Friedman
 Chris Hiser
 Luke James
 Anthony Koppie
 Chase Mondt
 Alex Nitache
 Cole Partridge
 Zac Tideman
 Nathan York
 Taylor Christopoulos
 Asher Cohen
 James Friedman
 Cooper Giles
 Chris Hiser
 Luke James
 Toby Liang
 Sam Phillips
 Zac Tideman
 Nathan York
 Taylor Christopoulos
 Liam Doherty-Herwitz
 James Friedman
 Cooper Giles
 Chris Hiser
 Moritz Mueller
 Sam Phillips
 Zac Tideman
 Dylan Young
 Jake Bonnay
 Taylor Christopoulos
 Liam Doherty-Herwitz
 Cooper Giles
 Khalil Jackson
 Dillan King
 Dylan LeClair
 Moritz Mueller
 Sam Phillips
 Noah Urwiler
 Dylan Young
 Jake Bonnay
 Cooper Giles
 Evan Hymanson
 Khalil Jackson
 Dylan LeClair
 Moritz Mueller
 Zach Peters
 Sam Phillips
 Mitch Tyndall
 Noah Urwiler
 Dylan Young
 Jake Bonnay
 Evan Hymanson
 Khalil Jackson
 Dylan LeClair
 Zach Peters
 Mitch Tyndall
 Noah Urwiler
 Jake Bonnay
 Joshua Everitt
 Evan Hymanson
 Jordan King
 Austin Lober
 Josh Martin
 Zach Peters
 Anton Stephenson
 Mitch Tyndall
 Andrew Zymball
 Connor Adamsick
 Jake Bonnay
 Antonio Castro
 Joshua Everitt
 Travis Gollott
 Evan Hymanson
 Jordan King
 Daniel Leal

NEBRASKA'S CONFERENCE HISTORY & HONORS

2017	Austin Lober
	Alex Magsam
	Josh Martin
	Brenon Sommers
	Anton Stephenson
	Chris Stephenson
	Andrew Zymball
	Connor Adamsick
	Antonio Castro
	Austin Epperson
2016	Joshua Everitt
	Travis Gollott
	Jordan King
	Daniel Leal
	Austin Lober
	Alex Magsam
	Sanjaya Roy
	Brenon Sommers
	Anton Stephenson
	Chris Stephenson
2015	Coleman Tokar
	Andrew Zymball
	Connor Adamsick
	Antonio Castro
	Austin Epperson
	Joshua Everitt
	Ryan Irick
	Daniel Leal
	Ethan Lottman
	Alex Magsam
2014	Sanjaya Roy
	Brenon Sommers
	Chris Stephenson
	Andrew Zymball
	Connor Adamsick
	Austin Epperson
	Ryan Irick
	Ethan Lottman
	Josh Ungar
	Donovan Arndt
2013	Austin Epperson
	Ryan Irick
	Ethan Lottman
	Grant Perdue
	Mark Ringle
	C.J. Schaaf
	Eric Schryver
	Josh Ungar
	Donovan Arndt
	Wyatt Baier
2012	Ryan Irick
	Micah Christensen
	Gabriel Jolley
	Mark Ringle
	Gabriel Sanchez
	Eric Schryver
	Josh Ungar
	Donovan Arndt
	Wyatt Baier
	Will Eastman
2011	Micah Christensen
	Andreas Hofer
	Michael Killeen
	Mark Ringle
	Eric Schryver
	Josh Rusler
	Adam Tietze
	Adam Tietze
	Ryan Sneed
	Adam Tietze
2010	Jason Wassung
	T.J. Schmidt
	Stephen Tétrault
	Steven Friedman
	Eric Daigle
	Garret Durst
	Kyle Shanahan
	Josh Rusler
	Stephen Tétrault
	Eric Daigle
2009	Jason Christie
	Sumner Darling
	Dennis Harrison
	Rick Kieffer
	Burkett Powell
	Josh Saegert
	Sumner Darling
	Dennis Harrison
	Burkett Powell
	Josh Saegert
2008	Brad Bryan
	Josh Saegert
	Brad Bryan
	Mike Epperson
	Patrick Kirksey
	Mark Warburton
	Brad Bryan
	Patrick Kirksey
	Mark Warburton
	Bob Stelter
2007	Patrick Kirksey
	Tom Schlesinger
	Mark Warburton
	Jason Christie
	Ted Harris
	Jim Koziol
	Ryan McEwen
	Marshall Nelson
	J.D. Reive
	Jason Christie
2006	Ted Harris
	Rick Kieffer
	Jim Koziol
	Ryan McEwen
	Marshall Nelson
	J.D. Reive
	Jason Christie
	Ted Harris
	Rick Kieffer
	Jim Koziol
2005	Ryan McEwen
	Bill Mulholland
	Jason Christie
	Ted Harris
	Jim Koziol
	Ryan McEwen
	Marshall Nelson
	J.D. Reive
	Jason Christie
	Ted Harris
2004	Rick Kieffer
	Jim Koziol
	Ryan McEwen
	Marshall Nelson
	J.D. Reive
	Jason Christie
	Ted Harris
	Rick Kieffer
	Jim Koziol
	Ryan McEwen
2003	Bill Mulholland
	Jason Christie
	Ted Harris
	Jim Koziol
	Ryan McEwen
	Marshall Nelson
	J.D. Reive
	Jason Christie
	Ted Harris
	Rick Kieffer
2002	Jim Koziol
	Ryan McEwen
	Marshall Nelson
	J.D. Reive
	Jason Christie
	Ted Harris
	Rick Kieffer
	Jim Koziol
	Ryan McEwen
	Bill Mulholland
2001	Jason Christie
	Sumner Darling
	Dennis Harrison
	Rick Kieffer
	Burkett Powell
	Josh Saegert
	Sumner Darling
	Dennis Harrison
	Burkett Powell
	Josh Saegert
2000	Brad Bryan
	Josh Saegert
	Brad Bryan
	Mike Epperson
	Patrick Kirksey
	Mark Warburton
	Brad Bryan
	Patrick Kirksey
	Mark Warburton
	Bob Stelter
1999	Patrick Kirksey
	Tom Schlesinger
	Mark Warburton
	Jason Christie
	Ted Harris
	Jim Koziol
	Ryan McEwen
	Marshall Nelson
	J.D. Reive
	Jason Christie
1998	Ted Harris
	Rick Kieffer
	Jim Koziol
	Ryan McEwen
	Marshall Nelson
	J.D. Reive
	Jason Christie
	Ted Harris
	Rick Kieffer
	Jim Koziol
1997	Ryan McEwen
	Bill Mulholland
	Jason Christie
	Ted Harris
	Jim Koziol
	Ryan McEwen
	Marshall Nelson
	J.D. Reive
	Jason Christie
	Ted Harris
1996	Rick Kieffer
	Jim Koziol
	Ryan McEwen
	Marshall Nelson
	J.D. Reive
	Jason Christie
	Ted Harris
	Rick Kieffer
	Jim Koziol
	Ryan McEwen
1995	Bill Mulholland
	Jason Christie
	Ted Harris
	Jim Koziol
	Ryan McEwen
	Marshall Nelson
	J.D. Reive
	Jason Christie
	Ted Harris
	Rick Kieffer
1994	Jim Koziol
	Ryan McEwen
	Marshall Nelson
	J.D. Reive
	Jason Christie
	Ted Harris
	Rick Kieffer
	Jim Koziol
	Ryan McEwen
	Bill Mulholland
1993	Jason Christie
	Sumner Darling
	Dennis Harrison
	Rick Kieffer
	Burkett Powell
	Josh Saegert
	Sumner Darling
	Dennis Harrison
	Burkett Powell
	Josh Saegert
1992	Brad Bryan
	Josh Saegert
	Brad Bryan
	Mike Epperson
	Patrick Kirksey
	Mark Warburton
	Brad Bryan
	Patrick Kirksey
	Mark Warburton
	Bob Stelter
1991	Patrick Kirksey
	Tom Schlesinger
	Mark Warburton
	Jason Christie
	Ted Harris
	Jim Koziol
	Ryan McEwen
	Marshall Nelson
	J.D. Reive
	Jason Christie
1990	Ted Harris
	Rick Kieffer
	Jim Koziol
	Ryan McEwen
	Marshall Nelson
	J.D. Reive
	Jason Christie
	Ted Harris
	Rick Kieffer
	Jim Koziol
1989	Ryan McEwen
	Bill Mulholland
	Jason Christie
	Ted Harris
	Jim Koziol
	Ryan McEwen
	Marshall Nelson
	J.D. Reive
	Jason Christie
	Ted Harris
1988	Rick Kieffer
	Jim Koziol
	Ryan McEwen
	Marshall Nelson
	J.D. Reive
	Jason Christie
	Ted Harris
	Rick Kieffer
	Jim Koziol
	Ryan McEwen
1987	Bill Mulholland
	Jason Christie
	Ted Harris
	Jim Koziol
	Ryan McEwen
	Marshall Nelson
	J.D. Reive
	Jason Christie
	Ted Harris
	Rick Kieffer
1986	Jim Koziol
	Ryan McEwen
	Marshall Nelson
	J.D. Reive
	Jason Christie
	Ted Harris
	Rick Kieffer
	Jim Koziol
	Ryan McEwen
	Bill Mulholland
1985	Jason Christie
	Sumner Darling
	Dennis Harrison
	Rick Kieffer
	Burkett Powell
	Josh Saegert
	Sumner Darling
	Dennis Harrison
	Burkett Powell
	Josh Saegert
1984	Brad Bryan
	Josh Saegert
	Brad Bryan
	Mike Epperson
	Patrick Kirksey
	Mark Warburton
	Brad Bryan
	Patrick Kirksey
	Mark Warburton
	Bob Stelter
1983	Patrick Kirksey
	Tom Schlesinger
	Mark Warburton
	Jason Christie
	Ted Harris
	Jim Koziol
	Ryan McEwen
	Marshall Nelson
	J.D. Reive
	Jason Christie
1982	Ted Harris
	Rick Kieffer
	Jim Koziol
	Ryan McEwen
	Marshall Nelson
	J.D. Reive
	Jason Christie
	Ted Harris
	Rick Kieffer
	Jim Koziol
1981	Ryan McEwen
	Bill Mulholland
	Jason Christie
	Ted Harris
	Jim Koziol
	Ryan McEwen
	Marshall Nelson
	J.D. Reive
	Jason Christie
	Ted Harris
1980	Rick Kieffer
	Jim Koziol
	Ryan McEwen
	Marshall Nelson
	J.D. Reive
	Jason Christie
	Ted Harris
	Rick Kieffer
	Jim Koziol
	Ryan McEwen
1979	Bill Mulholland
	Jason Christie
	Ted Harris
	Jim Koziol
	Ryan McEwen
	Marshall Nelson
	J.D. Reive
	Jason Christie
	Ted Harris
	Rick Kieffer
1978	Jim Koziol
	Ryan McEwen
	Marshall Nelson
	J.D. Reive
	Jason Christie
	Ted Harris
	Rick Kieffer
	Jim Koziol
	Ryan McEwen
	Bill Mulholland
1977	Jason Christie
	Sumner Darling
	Dennis Harrison
	Rick Kieffer
	Burkett Powell
	Josh Saegert
	Sumner Darling
	Dennis Harrison
	Burkett Powell
	Josh Saegert
1976	Brad Bryan
	Josh Saegert
	Brad Bryan
	Mike Epperson
	Patrick Kirksey
	Mark Warburton
	Brad Bryan
	Patrick Kirksey
	Mark Warburton
	Bob Stelter
1975	Patrick Kirksey
	Tom Schlesinger
	Mark Warburton
	Jason Christie
	Ted Harris
	Jim Koziol
	Ryan McEwen
	Marshall Nelson
	J.D. Reive
	Jason Christie
1974	Ted Harris
	Rick Kieffer
	Jim Koziol
	Ryan McEwen
	Marshall Nelson
	J.D. Reive
	Jason Christie
	Ted Harris
	Rick Kieffer
	Jim Koziol
1973	Ryan McEwen
	Bill Mulholland
	Jason Christie
	Ted Harris
	Jim Koziol
	Ryan McEwen
	Marshall Nelson
	J.D. Reive
	Jason Christie
	Ted Harris
1972	Rick Kieffer
	Jim Koziol
	Ryan McEwen
	Marshall Nelson
	J.D. Reive
	Jason Christie
	Ted Harris
	Rick Kieffer
	Jim Koziol
	Ryan McEwen
1971	Bill Mulholland
	Jason Christie
	Ted Harris
	Jim Koziol
	Ryan McEwen
	Marshall Nelson
	J.D. Reive
	Jason Christie
	Ted Harris
	Rick Kieffer
1970	Jim Koziol
	Ryan McEwen
	Marshall Nelson
	J.D. Reive
	Jason Christie
	Ted Harris
	Rick Kieffer
	Jim Koziol
	Ryan McEwen
	Bill Mulholland
1969	Jason Christie
	Sumner Darling
	Dennis Harrison
	Rick Kieffer
	Burkett Powell
	Josh Saegert
	Sumner Darling
	Dennis Harrison
	Burkett Powell
	Josh Saegert
1968	Brad Bryan
	Josh Saegert
	Brad Bryan
	Mike Epperson
	Patrick Kirksey
	Mark Warburton
	Brad Bryan
	Patrick Kirksey
	Mark Warburton
	Bob Stelter
1967	Patrick Kirksey
	Tom Schlesinger
	Mark Warburton
	Jason Christie
	Ted Harris
	Jim Koziol
	Ryan McEwen
	Marshall Nelson
	J.D. Reive
	Jason Christie
1966	Ted Harris
	Rick Kieffer
	Jim Koziol
	Ryan McEwen
	Marshall Nelson
	J.D. Reive
	Jason Christie
	Ted Harris
	Rick Kieffer
	Jim Koziol
1965	Ryan McEwen
	Bill Mulholland
	Jason Christie
	Ted Harris
	Jim Koziol
	Ryan McEwen
	Marshall Nelson
	J.D. Reive
	Jason Christie
	Ted Harris
1964	Rick Kieffer
	Jim Koziol
	Ryan McEwen
	Marshall Nelson
	J.D. Reive
	Jason Christie
	Ted Harris
	Rick Kieffer
	Jim Koziol
	Ryan McEwen
1963	Bill Mulholland
	Jason Christie
	Ted Harris
	Jim Koziol
	Ryan McEwen
	Marshall Nelson
	J.D. Reive
	Jason Christie
	Ted Harris
	Rick Kieffer
1962	Jim Koziol
	Ryan McEwen
	Marshall Nelson
	J.D. Reive
	Jason Christie
	Ted Harris
	Rick Kieffer
	Jim Koziol
	Ryan McEwen
	Bill Mulholland
1961	Jason Christie
	Sumner Darling
	Dennis Harrison
	Rick Kieffer
	Burkett Powell
	Josh Saegert
	Sumner Darling
	Dennis Harrison
	Burkett Powell
	Josh Saegert
1960	Brad Bryan
	Josh Saegert
	Brad Bryan
	Mike Epperson
	Patrick Kirksey
	Mark Warburton
	Brad Bryan
	Patrick Kirksey
	Mark Warburton
	Bob Stelter
1959	Patrick Kirksey
	Tom Schlesinger
	Mark Warburton
	Jason Christie
	Ted Harris
	Jim Koziol
	Ryan McEwen
	Marshall Nelson
	J.D. Reive
	Jason Christie
1958	Ted Harris
	Rick Kieffer
	Jim Koziol
	Ryan McEwen
	Marshall Nelson
	J.D. Reive
	Jason Christie
	Ted Harris
	Rick Kieffer
	Jim Koziol
1957	Ryan McEwen
	Bill Mulholland
	Jason Christie
	Ted Harris
	Jim Koziol
	Ryan McEwen
	Marshall Nelson
	J.D. Reive
	Jason Christie
	Ted Harris
1956	Rick Kieffer
	Jim Koziol
	Ryan McEwen
	Marshall Nelson
	J.D. Reive
	Jason Christie
	Ted Harris
	Rick Kieffer
	Jim Koziol
	Ryan McEwen
1955	Bill Mulholland
	Jason Christie
	Ted Harris
	Jim Koziol
	Ryan McEwen
	Marshall Nelson
	J.D. Reive
	Jason Christie
	Ted Harris
	Rick Kieffer
1954	Jim Koziol
	Ryan McEwen
	Marshall Nelson
	J.D. Reive
	Jason Christie
	Ted Harris
	Rick Kieffer
	Jim Koziol
	Ryan McEwen
	Bill Mulholland
1953	Jason Christie
	Sumner Darling
	Dennis Harrison
	Rick Kieffer
	Burkett Powell
	Josh Saegert
	Sumner Darling
	Dennis Harrison
	Burkett Powell
	Josh Saegert
1952	Brad Bryan
	Josh Saegert
	Brad Bryan
	Mike Epperson
	Patrick Kirksey
	Mark Warburton
	Brad Bryan
	Patrick Kirksey
	Mark Warburton
	Bob Stelter
1951	Patrick Kirksey
	Tom Schlesinger
	Mark Warburton
	Jason Christie
	Ted Harris
	Jim Koziol
	Ryan McEwen
	Marshall Nelson
	J.D. Reive
	Jason Christie
1950	Ted Harris
	Rick Kieffer
	Jim Koziol
	Ryan McEwen
	Marshall Nelson
	J.D. Reive
	Jason Christie
	Ted Harris
	Rick Kieffer
	Jim Koziol
1949	Ryan McEwen
	Bill Mulholland
	Jason Christie
	Ted Harris
	Jim Koziol
	Ryan McEwen
	Marshall Nelson
	J.D. Reive
	Jason Christie
	Ted Harris
1948	Rick Kieffer
	Jim Koziol
	Ryan McEwen
	Marshall Nelson
	J.D. Reive
	Jason Christie
	Ted Harris
	Rick Kieffer
	Jim Koziol
	Ryan McEwen
1947	Bill Mulholland
	Jason Christie
	Ted Harris
	Jim Koziol
	Ryan McEwen
	Marshall Nelson
	J.D. Reive
	Jason Christie
	Ted Harris
	Rick Kieffer
1946	Jim Koziol
	Ryan McEwen
	Marshall Nelson
	J.D. Reive
	Jason Christie
	Ted Harris
	Rick Kieffer
	Jim Koziol
	Ryan McEwen
	Bill Mulholland
1945	Jason Christie
	Sumner Darling
	Dennis Harrison
	Rick Kieffer
	Burkett Powell
	Josh Saegert
	Sumner Darling
	Dennis Harrison
	Burkett Powell
	Josh Saegert
1944	Brad Bryan
	Josh Saegert
	Brad Bryan
	Mike Epperson
	Patrick Kirksey
	Mark Warburton
	Brad Bryan
	Patrick Kirksey
	Mark Warburton
	Bob Stelter
1943	Patrick Kirksey
	Tom Schlesinger
	Mark Warburton
	Jason Christie
	Ted Harris
	Jim Koziol
	Ryan McEwen
	Marshall Nelson
	J.D. Reive
	Jason Christie
1942	Ted Harris
	Rick Kieffer
	Jim Koziol
	Ryan McEwen
	Marshall Nelson
	J.D. Reive
	Jason Christie
	Ted Harris
	Rick Kieffer
	Jim Koziol
1941	Ryan McEwen
	Bill Mulholland
	Jason Christie
	Ted Harris
	Jim Koziol
	Ryan McEwen
	Marshall Nelson
	J.D. Reive
	Jason Christie
	Ted Harris
1940	Rick Kieffer
	Jim Koziol
	Ryan McEwen
	Marshall Nelson
	J.D. Reive
	Jason Christie
	Ted Harris
	Rick Kieffer
	Jim Koziol
	Ryan McEwen
1939	Bill Mulholland
	Jason Christie
	Ted Harris
	Jim Koziol
	Ryan McEwen
	Marshall Nelson
	J.D. Reive
	Jason Christie
	Ted Harris
	Rick Kieffer
1938	Jim Koziol
	Ryan McEwen
	Marshall Nelson
	J.D. Reive
	Jason Christie
	Ted Harris
	Rick Kieffer
	Jim Koziol
	Ryan McEwen
	Bill Mulholland
1937	Jason Christie
	Sumner Darling
	Dennis Harrison
	Rick Kieffer
	Burkett Powell
	Josh Saegert
	Sumner Darling
	Dennis Harrison
	Burkett Powell
	Josh Saegert
1936	Brad Bryan
	Josh Saegert
	Brad Bryan
	Mike Epperson
	Patrick Kirksey
	Mark Warburton
	Brad Bryan
	Patrick Kirksey
	Mark Warburton
	Bob Stelter
1935	Patrick Kirksey
	Tom Schlesinger
	Mark Warburton
	Jason Christie
	Ted Harris
	Jim Koziol
	Ryan McEwen
	Marshall Nelson
	J.D. Reive
	Jason Christie
1934	Ted Harris
	Rick Kieffer
	Jim Koziol
	Ryan McEwen
	Marshall Nelson
	J.D. Reive
	Jason Christie
	Ted Harris
	Rick Kieffer
	Jim Koziol
1933	Ryan McEwen
	Bill Mulholland
	Jason Christie
	Ted Harris
	Jim Koziol
	Ryan McEwen
	Marshall Nelson
	J.D. Reive
	Jason Christie
	Ted Harris
1932	Rick Kieffer
	Jim Koziol
	Ryan McEwen
	Marshall Nelson
	J.D. Reive
	Jason Christie
	Ted Harris
	Rick Kieffer
	Jim Koziol
	Ryan McEwen
1931	Bill Mulholland
	Jason Christie
	Ted Harris
	Jim Koziol
	Ryan McEwen
	Marshall Nelson
	J.D. Reive
	Jason Christie
	Ted Harris
	Rick Kieffer
1930	Jim Koziol
	Ryan McEwen
	Marshall Nelson
	J.D. Reive
	Jason Christie
	Ted Harris
	Rick Kieffer
	Jim Koziol
	Ryan McEwen
	Bill Mulholland
1929	Jason Christie
	Sumner Darling
	Dennis Harrison
	Rick Kieffer
	Burkett Powell
	Josh Saegert
	Sumner Darling
	Dennis Harrison
	Burkett Powell
	Josh Saegert
1928	Brad Bryan
	Josh Saegert
	Brad Bryan
	Mike Epperson
	Patrick Kirksey
	Mark Warburton
	Brad Bryan
	Patrick Kirksey
	Mark Warburton
	Bob Stelter
1927	Patrick Kirksey
	Tom Schlesinger
	Mark Warburton
	Jason Christie
	Ted Harris
	Jim Koziol
	Ryan McEwen
	Marshall Nelson
	J.D. Reive
	Jason Christie
1926	Ted Harris
	Rick Kieffer
	Jim

NEBRASKA'S HISTORIC NCAA DOMINANCE

ALL-TIME NCAA TEAM TITLES

School	No.
1. Penn State.....	12
2. Oklahoma.....	12
3. Illinois.....	10
Stanford.....	10
5. Nebraska	8
Michigan.....	8
8. Southern Illinois.....	4
California.....	4
10. Iowa State.....	3
Ohio State.....	3
12. Florida State.....	2
UCLA.....	2
14. Arizona State.....	1
Chicago.....	1
Iowa.....	1
Michigan State.....	1
Temple.....	1

NCAA TEAM TITLES SINCE 1980

School	No.	Last Title
1. Stanford.....	11	2024
2. Oklahoma.....	10	2018
3. Nebraska	7	1994
4. Michigan.....	5	2025
5. Ohio State.....	3	2001
Penn State.....	3	2007
7. California.....	2	1998
Illinois.....	2	2012
UCLA.....	2	1987
10. Arizona State.....	1	1986

ALL-TIME NCAA RUNNER-UP FINISHES

School	No.
1. Oklahoma.....	13
2. Illinois.....	8
3. Nebraska	7
Penn State.....	7
5. Southern Illinois.....	5
Stanford.....	6
Ohio State.....	5
Michigan.....	5
9. Southern California.....	4
Minnesota.....	4
11. Iowa State.....	3

ALL-TIME NCAA INDIVIDUAL TITLES

School	No.
1. Illinois.....	64
2. Stanford.....	61
3. Penn State.....	56
4. Oklahoma.....	51
5. Michigan.....	47
6. Nebraska	42
7. UCLA.....	29
8. California.....	31
9. Ohio State.....	31
10. Southern California.....	24

INDIVIDUAL NCAA TITLES SINCE 1980

School	No.
1. Nebraska	42
2. Oklahoma.....	31
3. UCLA.....	23
4. Ohio State.....	23
5. Penn State.....	18

NCAA ALL-AROUND TITLES SINCE 1980

School	No.	Last Title
1. Nebraska	7	1999
Oklahoma.....	7	2018
Ohio State.....	7	2002
Michigan.....	7	2025
5. Stanford.....	6	2024
6. Minnesota.....	3	1993
Penn State.....	3	2008
UCLA.....	3	1984
9. Illinois.....	1	1998

NCAA FLOOR EXERCISE TITLES SINCE 1980

School	No.	Last Title
1. Oklahoma.....	11	2021
2. Nebraska	6	1999
Stanford.....	6	2025
4. Arizona State.....	4	1989
5. UCLA.....	2	1991
Michigan.....	3	2024
Minnesota.....	2	2007
Ohio State.....	2	2000
California.....	2	2005
Penn State.....	2	2015
11. Iowa.....	1	1995
Northern Illinois.....	1	1984
New Mexico.....	1	1987
Oregon.....	1	1981
Temple.....	1	1998

NCAA POMMEL HORSE TITLES SINCE 1980

School	No.	Last Title
1. Penn State.....	10	2022
2. California.....	7	2012
Illinois.....	7	2023
4. UCLA.....	5	1989
Ohio State.....	5	2019
6. Oklahoma.....	4	2015
Minnesota.....	4	2014
8. New Mexico.....	2	1982
Air Force.....	2	2025
10. Nebraska	1	1992
Cal State Fullerton.....	1	1987
Northern Illinois.....	1	1983

NCAA STILL RINGS TITLES SINCE 1980

School	No.	Last Title
1. Stanford.....	7	2025
2. Oklahoma.....	6	2017
3. Penn State.....	5	2004
4. New Mexico.....	4	1994
Ohio State.....	4	2011
Illinois.....	4	2023
7. Nebraska	3	1982
UCLA.....	3	1992
9. Iowa State.....	2	1986
Brigham Young.....	2	2000
11. California.....	1	2009
William & Mary.....	1	1996
Temple.....	1	1995
Houston Baptist.....	1	1987

NCAA VAULT TITLES SINCE 1980

School	No.	Last Title
1. Stanford.....	9	2024
2. Oklahoma.....	7	2021
3. New Mexico.....	5	1993
Michigan.....	5	2019
5. Nebraska	3	1984
Illinois.....	3	2013
Ohio State.....	4	2025
California.....	3	2004
9. UCLA.....	2	1994
Brigham Young.....	2	2000
Iowa.....	2	2005
13. Iowa State.....	1	1980
SUNY Cortland.....	1	1985
Penn State.....	1	1991
Syracuse.....	1	1992

NCAA PARALLEL BARS TITLES SINCE 1980

School	No.	Last Title
1. Nebraska	13	1998
2. Stanford.....	9	2024
3. Michigan.....	7	2025
4. Illinois.....	4	2011
Ohio State.....	4	2001
6. California.....	3	2008
Oklahoma.....	3	2018
UCLA.....	3	1991
Minnesota.....	3	2021
10. Arizona State.....	2	1986
11. Temple.....	1	1992
William & Mary.....	1	2004

NCAA HORIZONTAL BAR TITLES SINCE 1980

School	No.	Last Title
1. Stanford.....	9	2022
2. Illinois.....	8	2024
3. Nebraska	6	1997
Michigan.....	6	2025
5. UCLA.....	5	1994
6. Oklahoma.....	3	2007
7. Iowa.....	2	2003
Arizona State.....	2	1986
California.....	2	2001
Ohio State.....	2	2016
11. New Mexico.....	1	1991
Temple.....	1	1996

NCAA TOP TEN AWARD

The highest honor the NCAA can bestow on a student-athlete is the "NCAA Today's Top Ten" award. Based not only on outstanding athletic accomplishments, the award also considers excellent academic records and leadership ability in community and campus activities. The University of Nebraska has produced a nation-leading 18 Top Ten Award winners, including three Husker men's gymnasts.

Year	Winner
2020	Anton Stephenson
1991	Patrick Kirksey
1989	Tom Schlesinger

NCAA POSTGRADUATE SCHOLARSHIPS

Year	Winner
2021	Evan Hymanson
2019	Anton Stephenson
2014	Eric Schryver
2008	Stephen Tétrault
2003	Ryan Sneed
1999	Jim Kozioł
1990	Patrick Kirksey, Mark Warburton
1985	Jim Mikus

ELITE 90 AWARD WINNERS

Year	Winner
2015	Ethan Lottman

CGA GYMNAST OF THE WEEK

Winner	Date
Taylor Christopulos	Feb. 27, 2025
Taylor Christopulos	March 26, 2024
Taylor Christopulos	Feb. 16, 2024
Chris Stephenson	Jan. 24, 2017
Wyatt Aycock	March 20, 2011

CGA SPECIALIST OF THE WEEK

Winner	Date
Cooper Giles	Feb. 7, 2021

CGA ROOKIE OF THE WEEK

Winner	Date
Caden Clinton	Feb. 27, 2025
Chase Mondí	March 26, 2024
Cole Partridge	Jan. 20, 2024
Taylor Christopulos	Feb. 13, 2021
Taylor Christopulos	March 7, 2021
Taylor Christopulos	March 22, 2021
Taylor Christopulos	April 20, 2021

NCAA COACH OF THE YEAR

Year	Winner
1981	Francis Allen
1980	Francis Allen
1979	Francis Allen

NATIONAL COACH OF THE YEAR WINNER

Year	Winner
1994	Francis Allen
1990	Francis Allen
1988	Francis Allen
1983	Francis Allen
1982	Francis Allen
1981	Francis Allen
1980	Francis Allen
1979	Francis Allen

COLLEGE GYMNASTICS ASSOCIATION NATIONAL ACADEMIC TEAM CHAMPION

Year	Team
2017	Nebraska

ALL-TIME CONFERENCE CHAMPIONSHIPS

REGULAR SEASON CHAMPIONSHIPS

In 2019, the Big Ten began crowning regular-season championships based on conference standings.

School	Score	Year
Iowa, Minnesota, Michigan*	.667	2019
Michigan	.311	**2020
Michigan	1.000	2021
Michigan, Ohio State*	.750	2022
Michigan	.750	2023
Nebraska	.750	2024
Penn State, Michigan*	.750	2025

*Indicates tie

**Season Canceled due to COVID Pandemic

MISSOURI VALLEY CONFERENCE CHAMPIONSHIPS STANDINGS (1907-1922)

Only conference champions through 1964-1994

1907

School	Score
Minnesota	25.00
Wisconsin	19.50
Nebraska	16.00
Chicago	2.00

1908

School	Score
Wisconsin	31.50
Chicago	10.00
Minnesota	7.00
Nebraska	5.50

1911

School	Score
Illinois	1103.75
Chicago	1018.25
Wisconsin	970.00
Minnesota	945.00
Nebraska	596.00

1914

School	Score
Chicago	1103.00
Wisconsin	1000.00
Illinois	949.75
Indiana	203.25
Nebraska	167.75

1922

School	Score
Chicago	1117.25
Wisconsin	1071.25
Minnesota	1016.00
Illinois	956.75
Purdue	703.00
Nebraska	339.00
Ohio State	276.75

BIG EIGHT CONFERENCE CHAMPIONSHIPS STANDINGS

Only conference champions through 1964-1994

School	Year
Iowa State	1964-67
Colorado	1968
Iowa State	1969-75
Nebraska	1976
Oklahoma	1977-79
Nebraska	1980
Oklahoma	1981
Nebraska	1982-83
Oklahoma	1984
Nebraska	1985
Nebraska	1985-86
Oklahoma	1987
Nebraska	1988-90
Oklahoma	1991
Nebraska	1992-94

BIG 12 CONFERENCE CHAMPIONSHIPS (1997-2011)

1997

School	Score
Nebraska	196.20
Oklahoma	196.075
Iowa State	195.475
Missouri	192.175

1998

School	Score
Nebraska	196.55
Iowa State	195.80
Oklahoma	193.50
Missouri	191.92

1999

School	Score
Nebraska	196.75
Iowa State	195.65
Oklahoma	193.50
Missouri	191.92

2000

School	Score
Iowa State	196.775
Nebraska	196.75
Oklahoma	195.55
Missouri	194.375

2001

School	Score
Nebraska	197.65
Iowa State	197.05
Oklahoma	196.70
Missouri	193.675

2002

School	Score
Nebraska	196.725
Iowa State	196.65
Oklahoma	196.125
Missouri	195.475

2003

School	Score
Nebraska	197.50
Oklahoma	197.025
Missouri	196.70
Iowa State	195.70

2004

School	Score
Oklahoma	196.95
Iowa State	196.925
Missouri	196.425
Nebraska	196.175

2005

School	Score
Nebraska	196.65
Iowa State	196.00
Oklahoma	195.55
Missouri	194.875

2006

School	Score
Iowa State	196.425
Nebraska	196.275
Oklahoma	195.35
Missouri	194.85

2007

School	Score
Nebraska	196.425
Oklahoma	195.325
Missouri	194.45
Iowa State	193.975

2008

School	Score
Oklahoma	195.875
Iowa State	195.775
Missouri	195.225
Nebraska	194.975

2009

School	Score
Oklahoma	196.125
Nebraska	196.075
Missouri	195.925
Iowa State	195.775

2010

School	Score
Oklahoma	197.175
Nebraska	196.625
Missouri	195.900
Iowa State	194.850

2011

School	Score
Nebraska	196.775
Oklahoma	196.500
Iowa State	195.150
Missouri	194.975

BIG TEN CONFERENCE CHAMPIONSHIPS

2012

School	Score
Illinois	352.950
Michigan	351.850
Penn State	350.000
Minnesota	430.350
Ohio State	343.650
Iowa	342.800
Nebraska	340.700

2013

School	Score
Michigan	438.900
Penn State	434.050
Minnesota	430.350
Ohio State	426.600
Illinois	424.450
Iowa	422.500
Nebraska	416.250

2014

School	Score
Michigan	448.200
Ohio State	441.050
Penn State	438.000
Illinois	435.350
Minnesota	429.150
Nebraska	428.150
Iowa	425.600

2015

School	Score
Penn State	436.700
Illinois	436.100
Michigan	434.750
Minnesota	433.750
Ohio State	429.350
Iowa	427.600
Nebraska	420.100

2016

School	Score
Ohio State	434.450
Illinois	429.700
Minnesota	429.100
Penn State	427.150
Iowa	427.600
Nebraska	420.100

2017

School	Score
Ohio State	434.450
Illinois	416.400
Minnesota	413.400
Penn State	411.200
Nebraska	410.000
Iowa	402.150
Michigan	401.250

ALL-TIME CONFERENCE CHAMPIONSHIPS

2018

School	Score
Illinois	413.900
Michigan	408.600
Penn State	406.350
Ohio State	405.600
Minnesota	405.450
Nebraska	404.750
Iowa	398.550

2019

School	Score
Penn State	410.350
Illinois	410.100
Michigan	409.550
Nebraska	406.000
Minnesota	404.800
Ohio State	402.400
Iowa	398.750

2020

No Meet Held

2021

School	Score
Michigan	411.000
Nebraska	398.000
Iowa	397.700
Illinois	396.900
Penn State	396.800
Minnesota	395.950
Ohio State	394.900

2022

School	Score
Michigan	413.350
Nebraska	404.350
Ohio State	402.700
Illinois	396.950
Penn State	395.800

2023

School	Score
Michigan	412.400
Penn State	410.700
Nebraska	410.500
Illinois	409.400
Ohio State	405.500

2024

School	Score
Michigan	418.100
Illinois	413.750
Nebraska	407.350
Ohio State	406.550
Penn State	404.050

2025

School	Score
Michigan	330.750
Penn State	323.850
Nebraska	322.850
Illinois	320.950
Ohio State	315.950



The 2023-24 Huskers won the Big Ten regular-season championship with a .750 winning percentage. The team also placed third at the Big Ten Championships.



Senior Yann Chronopoulos travelled to Paris for the 2024 Olympics as an alternate with Team Canada.

NEBRASKA'S HISTORIC NCAA DOMINANCE

CSC ACADEMIC ALL-AMERICANS

Year	Name (Team)
2025	Asher Cohen (Second Team)
2024	Asher Cohen (Third Team)
2019	Anton Stephenson (First Team)
2015	Ethan Lottman (Second Team)
2008	Stephen Tétrault (First Team)
2007	Stephen Tétrault (Third Team)
2003	Ryan Sneed (Second Team)
2000	Marshall Nelson (Second Team)
1999	Jim Koziol (Third Team)
1997	Ted Harris (Second Team)
1996	Jason Christie (Third Team)
1995	Rick Kieffer (First Team)
1994	Sumner Darling (First Team)
1993	Sumner Darling (First Team)
1992	Sumner Darling (Third Team)
1990	Mark Warburton (First Team)
	Patrick Kirksey (Third Team)
1988	Tom Schlesinger (First Team)
1986	Tom Schlesinger (Honorable Mention)

CSC ACADEMIC ALL-AMERICANS




ASHER COHEN
2024, 2025



ANTON STEPHENSON
2019



ETHAN LOTTMAN
2015



STEPHEN TÉTRAULT
2007, 2008



RYAN SNEED
2003



MARSHALL NELSON
2000



JIM KOZIOL
1999




TED HARRIS
1997



JASON CHRISTIE
1996



RICK KIEFFER
1995



SUMNER DARLING
1992, 1993, 1994



PATRICK KIRKSEY
1990



MARK WARBURTON
1990



TOM SCHLESINGER
1986, 1988

HUSKERS

NEBRASKA'S HISTORIC NCAA DOMINANCE

COLLEGE GYMNASTICS ASSOCIATION ALL-AMERICA SCHOLAR-ATHLETES

Year	Name (s)	
2025	Taylor Christopoulos	2017
	Yanni Chronopoulos	
	Caden Clinton	
	Asher Cohen	
	Luke James	
2024	Anthony Koppie	
	Chase Mond	
	Alex Nitache	
	Zac Tideman	
	Taylor Christopoulos	
2023	Asher Cohen	
	James Friedman	
	Cooper Giles	
	Chris Hiser	
	Luke James	
2022	Chase Mond	
	Cole Partridge	
	Sam Phillips	
	Zac Tideman	
	Taylor Christopoulos	
2021	Asher Cohen	
	Jack Critz	
	James Friedman	
	Cooper Giles	
	Liam Doherty-Herwitz	
2020	Chris Hiser	
	Luke James	
	Toby Liang	
	Moritz Mueller	
	Zac Tideman	
2019	Jake Bonnay	
	Taylor Christopoulos	
	Charlie Giles	
	Donte McKinney	
	Sam Phillips	
2018	Taylor Christopoulos	
	Jake Bonnay	
	Khalil Jackson	
	Dylan LeClair	
	Sam Phillips	
2017	Dylan Young	
	Cooper Giles	
	Evan Hymanson	
	Dylan LeClair	
	Josh Martin	
2016	Moritz Mueller	
	Zach Peters	
	Sam Phillips	
	Kenji Tamane	
	Noah Urwiler	
2015	Dylan Young	
	Joshua Everitt	
	Evan Hymanson	
	Dylan LeClair	
	Josh Martin	
2014	Zach Peters	
	Anton Stephenson	
	Andrew Zymball	
	Connor Adamsick	
	Antonio Castro	
2013	Joshua Everitt	
	Travis Gollott	
	Kyle King	
	Austin Lober	
	Alex Magsam	
2012	Josh Martin	
	Stefan Wallof	
	Cory Baumgarten	
	Kyle Shanahan	
	Andreas Hofer	
2011	Micah Christensen	
	Gabriel Jolley	
	Wyatt Baier	
	Michael Killeen	
	Mark Ringle	
2010	Micah Christensen	
	Andreas Hofer	
	Kyle Shanahan	
	Cory Baumgarten	
	Stefan Wallof	

Zach Peters	
Anton Stephenson	
Chris Stephenson	
Andrew Zymball	
Connor Adamsick	2009
Jake Bonnay	
Austin Epperson	
Joshua Everitt	
Travis Gollott	
Evan Hymanson	2008
Jordan King	2007
Kyle King	2006
Daniel Leal	2005
Alex Magsam	
Sanjaya Roy	2003
Anton Stephenson	2002
Chris Stephenson	2001
Brenon Sommers	
Coleman Tokar	2000
Andrew Zymball	
Ryan Irick	
Anton Stephenson	1999
Joshua Everitt	
Chris Stephenson	
Ethan Lottman	1998
Alex Magsam	
Sanjaya Roy	1997
Brenon Sommers	
Andrew Zymball	
Jordan King	
Antonio Castro	1996
Austin Epperson	
Coleman Tokar	
Daniel Leal	1995
Connor Adamsick	
Josh Ungar	
Ryan Irick	
Ethan Lottman	
Chris Stephenson	
Sanjaya Roy	
Alex Magsam	
Andrew House	
Daniel Leal	
Eric Schryver	
Eric Schryver	
Ethan Lottman	
Josh Ungar	
Ryan Irick	
Mark Ringle	
C.J. Schaaf	
Wyatt Baier	
Donovan Arndt	
Andrew House	
Gabriel Jolley	
Eric Schryver	
Josh Ungar	
Hayden Henriouille	
Michael Killeen	
Andreas Hofer	
Mark Ringle	
Wyatt Baier	
Micah Christensen	
Gabriel Jolley	
Wyatt Baier	
Michael Killeen	
Mark Ringle	
Micah Christensen	
Andreas Hofer	
Kyle Shanahan	
Cory Baumgarten	
Stefan Wallof	

Tony Maras	
Andreas Hofer	
Josh Dilworth	
Matthew Forrest	
Stefan Wallof	
Josh Rusler	
Tony Maras	
Jacob Ives	
T.J. Schmidt	
Stephen Tétrault	
Stephen Tétrault	
Stephen Tétrault	
Steven Friedman	
Stephen Tétrault	
Ryan Sneed	
Ryan Sneed	
Steven Friedman	
Ryan Sneed	
Asher Lichterman	
Marshall Nelson	
Ryan Sneed	
Martin Fournier	
Jim Koziol	
Derek Leiter	
Derek Leiter	
Jim Koziol	
Ted Harris	
Derek Leiter	
Ryan McEwen	
Marshall Nelson	
Ted Harris	
Jim Koziol	
Marshall Nelson	
Ted Harris	
Jason Christie	
Rick Kieffer	



James Friedman earned his second CGA all America Scholar Athlete Accolade.

ALL-TIME NCAA CHAMPIONS

NCAA TEAM CHAMPION (8)

Year	Team	Score
1938	Chicago	22.000
1939	Illinois	21.000
1940	Illinois	20.000
1941	Illinois	68.500
1942	Illinois	39.000
1948	Penn State	55.000
1949	Temple	28.000
1950	Illinois	26.000
1951	Florida State	26.000
1952	Florida State	89.500
1953	Penn State	91.500
1954	Penn State	137.000
1955	Illinois	82.000
1956	Illinois	123.500
1957	Penn State	88.500
1958	Michigan State	79.000
	Illinois	79.000
1959	Penn State	152.000
1960	Penn State	112.500
1961	Penn State	88.500
1962	Southern California	95.500
1963	Michigan	129.000
1964	Southern Illinois	84.500
1965	Penn State	68.500
1966	Southern Illinois	187.200
1967	Southern Illinois	189.550
1968	California	188.250
1969	Iowa	161.175
	Michigan*	161.175
1970	Michigan	164.150
	Michigan*	164.150
1971	Iowa State	319.075
1972	Southern Illinois	315.925
1973	Iowa State	325.150
1974	Iowa State	326.100
1975	California	437.325
1976	Penn State	432.075
1977	Indiana State	434.475
	Oklahoma	434.475
1978	Oklahoma	439.350
1979	Nebraska	448.275
1980	Nebraska	563.300
1981	Nebraska	284.600
1982	Nebraska	285.500
1983	Nebraska	287.800
1984	UCLA	287.300
1985	Ohio State	285.350
1986	Arizona State	283.900
1987	UCLA	285.300
1988	Nebraska	288.150
1989	Illinois	283.400
1990	Nebraska	287.400
1991	Oklahoma	288.025
1992	Stanford	289.575
1993	Stanford	276.500
1994	Nebraska	288.250
1995	Stanford	232.400
1996	Ohio State	232.150
1997	California	233.825
1998	California	231.200
1999	Michigan	232.550
2000	Penn State	231.975
2001	Ohio State	218.125
2002	Oklahoma	219.300
2003	Oklahoma	222.600
2004	Penn State	223.350
2005	Oklahoma	225.675
2006	Oklahoma	221.400
2007	Penn State	221.000
2008	Oklahoma	363.200
2009	Stanford	362.800
2010	Michigan	360.500
2011	Stanford	363.450
2012	Illinois	358.850
2013	Michigan	443.200
2014	Michigan	445.050
2015	Oklahoma	447.050
2016	Oklahoma	443.400
2017	Oklahoma	431.950
2018	Oklahoma	414.858
2019	Stanford	415.222
2021	Stanford	414.52
2022	Stanford	423.628

2023	Stanford	422.458
2024	Stanford	425.324
2025	Michigan	322.224

NCAA TEAM RUNNER-UP (7)

Year	Team	Score
1938	Illinois	18.000
1939	Army	17.000
1940	Navy	17.000
1941	Minnesota	52.500
1942	Penn State	30.000
1948	Temple	34.500
1949	Minnesota	18.000
1950	Temple	25.000
1951	Illinois	23.500
1952	Southern California	75.000
1953	Illinois	68.000
1954	Illinois	68.000
1955	Penn State	69.000
1956	Penn State	67.500
1957	Illinois	80.000
1958	No runner up. (First-place tie)	
1959	Illinois	87.500
1960	Southern California	65.500
1961	Southern Illinois	80.500
1962	Southern Illinois	75.000
1963	Southern Illinois	73.000
1964	Southern California	69.500
1965	Washington	51.500
1966	California	185.100
1967	Michigan	187.400
1968	Southern Illinois	188.150
1969	Penn State	160.450
	Colorado State	160.450
1970	Iowa State	164.050
	New Mexico State	164.050
1971	Southern Illinois	316.650
1972	Iowa State	312.325
1973	Penn State	323.025
1974	Arizona State	322.050
1975	LSU	433.700
1976	LSU	425.125
1977	Indiana State	434.475
	Oklahoma	434.475
1978	Arizona State	437.075
1979	Oklahoma	446.625
1980	Iowa State	557.650
1981	Oklahoma	281.950
1982	UCLA	281.050
1983	UCLA	283.900
1984	Penn State	281.250
1985	Nebraska	284.550
1986	Nebraska	283.600
1987	Nebraska	284.750
1988	Illinois	287.150
1989	Nebraska	282.300
1990	Minnesota	287.300
1991	Penn State	285.500
1992	Nebraska	288.950
1993	Nebraska	275.500
1994	Stanford	285.925
1995	Nebraska	231.525
1996	California	231.775
1997	Oklahoma	232.725
1998	Iowa	229.625
1999	Ohio State	230.850
2000	Michigan	231.850
2001	Oklahoma	217.775
2002	Ohio State	218.650
2003	Ohio State	220.700
2004	Oklahoma	222.300
2005	Penn State	225.450
2006	Illinois	220.975
2007	Oklahoma	220.200
2008	Stanford	362.750
2009	Michigan	362.500
2010	Stanford	359.800
2011	Oklahoma	361.600
2012	Oklahoma	357.450
2013	Oklahoma	440.100
2014	Oklahoma	441.650
2015	Stanford	440.450
2016	Stanford	434.050
2017	Ohio State	423.700
2018	Minnesota	411.923

2019	Oklahoma	414.556
2021	Oklahoma	411.591
2022	Oklahoma	414.555
2023	Michigan	419.889
2024	Michigan	419.689
2025	Stanford	322.061

NCAA INDIVIDUAL ALL-AROUND (9)

Year	Team	Score
1938	Joe Giallombardo	Illinois
1939	Joe Giallombardo	Illinois
1940	Joe Giallombardo	Illinois
1940	Paul Fina	Illinois
1941	Courtney Shanken	Chicago
1942	Newton Loken	Minnesota
1948	Ray Sorenson	Penn State
1949	Joe Kotys	Kent
1950	Joe Kotys	Kent
1951	Bill Roetzheim	Florida State
1952	Jack Beckner	Southern California
1953	Jean Cronstedt	Penn State
1954	Jean Cronstedt	Penn State
1955	Karl Schwenzfeier	Penn State
1956	Don Tonry	Illinois
1957	Armando Vega	Penn State
1958	Abie Grossfeld	Illinois
1959	Armando Vega	Penn State
1960	Jay Werner	Penn State
1961	Gregor Weiss	Penn State
1962	Robert Lynn	Southern California
1963	Gil Larose	Michigan
1964	Ron Barak	Southern California
1965	Mike Jacobson	Penn State
1966	Steve Cohen	Penn State
1967	Steve Cohen	Penn State
1968	M. Sakamoto	Southern California
1969	Mauno Nissinen	Washington
1970	Yoshi Hayasaki	Washington
1971	Yoshi Hayasaki	Washington
1972	Steve Hug	Stanford
1973	Steve Hug	Stanford
1973	Marshall Avenier	Penn State
1974	Steve Hug	Stanford
1975	Wayne Young	Brigham Young
1976	Peter Kormann	So. Conn. State
1977	Kurt Thomas	Indiana State
1978	Bart Conner	Oklahoma
1979	Kurt Thomas	Indiana State
1980	Jim Hartung	Nebraska
1981	Jim Hartung	Nebraska
1982	Peter Vidmar	UCLA
1983	Peter Vidmar	UCLA
1984	Mitch Gaylord	UCLA
1985	Wes Suter	Nebraska
1986	Jon Louis	Stanford
1987	Tom Schlesinger	Nebraska
1988	Kevin Davis	Nebraska
1989	Patrick Kirksey	Nebraska
1990	Mike Racanelli	Ohio State
1991	John Roethlisberger	Minnesota
1992	John Roethlisberger	Minnesota
1993	John Roethlisberger	Minnesota
1994	Dennis Harrison	Nebraska
1995	Richard Grace	Nebraska
1996	Blaine Wilson	Ohio State
1997	Blaine Wilson	Ohio State
1998	Travis Romagnoli	Illinois
1999	Jason Hardabura	Nebraska
2000	Jamie Natalie	Ohio State
2001	Jamie Natalie	Ohio State
2002	Raj Bhavsar	Ohio State
2003	Daniel Furney	Oklahoma
2004	Luis Vargas	Penn State
2005	Luis Vargas	Penn State
2006	Jonathan Horton	Oklahoma
2007	Taqiy Abdullah-Simmons	Oklahoma
2008	Casey Sandy	Penn State
2009	Steven Legendre	Oklahoma
2010	Chris Cameron	Michigan
2011	Sam Mikulak	Michigan
2012	Jake Dalton	Oklahoma
2013	Sam Mikulak	Michigan
2014	Sam Mikulak	Michigan
2015	Akash Modi	Stanford
2016	Yul Moldauer	Oklahoma

ALL-TIME NCAA CHAMPIONS

2017..... Akash Modi..... Stanford
 2018..... Yul Moldauer..... Oklahoma
 2019..... Brody Malone Stanford
 2021..... Brody Malone Stanford
 2022..... Paul Juda Michigan
 2023..... Fred Richard Michigan
 2024..... Khoi Young..... Stanford
 2025..... Fred Richard Michigan



The 2021-22 Nebraska Cornhuskers placed second at Big Ten Championships with a score of 404.350.

NCAA CHAMPIONS SINCE 1980

FLOOR EXERCISE (6)

Year	Gymnast	Team
1980	Steve Elliott	Nebraska
1981	James Yuhashi	Oregon
1982	Steve Elliott	Nebraska
1983	Scott Johnson	Nebraska
1983	David Branch	Arizona State
	Donnie Hinton	Arizona State
1984	Kevin Eklburg	Northern Illinois
1985	Wes Suter	Nebraska
1986	Jerry Burrell	Arizona State
	Brian Ginsberg	UCLA
1987	Chad Fox	New Mexico
1988	Chris Wyatt	Temple
1989	Jody Newman	Arizona State
1990	Mike Racanelli	Ohio State
1991	Brad Hayashi	UCLA
1992	Brian Winkler	Michigan
1993	Richard Grace	Nebraska
1994	Mark Booth	Stanford
1995	Jay Thornton	Iowa
1996	Ian Bachrach	Stanford
1997	Jeremy Killen	Oklahoma
1998	Darin Gerlach	Temple
1999	Jason Hardabura	Nebraska
2000	Jamie Natalie	Ohio State
2001	Clay Strother	Minnesota
2002	Clay Strother	Minnesota
2003	Josh Landis	Oklahoma
2004	Graham Ackerman	California
2005	Graham Ackerman	California
2006	Jonathan Horton	Oklahoma
2007	Adam Reichow	Minnesota
2008	Steven Legendre	Oklahoma
2009	Steven Legendre	Oklahoma
2010	Steven Legendre	Oklahoma
2011	Jacob Dalton	Oklahoma
2012	Eddie Penev	Stanford
2013	Trevor Howard	Penn State
2014	Sam Mikulak	Michigan
2015	Thad Lawson	Penn State
2016	Colin Van Wicklen	Oklahoma
2017	Yul Moldauer	Oklahoma
2018	Yul Moldauer	Oklahoma
2019	Brody Malone	Stanford
2021	Gage Dyer	Oklahoma
2022	Bryan Perla	Stanford
2023	Nick Kuebler	Stanford
2024	Paul Juda	Michigan
2025	Asher Hong	Stanford

POMMEL HORSE (1)

Year	Gymnast	Team
1980	David Stoldt	Illinois
1981	Mark Bergman	California
1981	Steve Jennings	New Mexico
1982	Peter Vidmar	UCLA
1983	Doug Kieso	Northern Illinois
1984	Tim Daggett	UCLA
1985	Tony Pineda	UCLA
1986	Curtis Holdsworth	UCLA
1987	Li Xiao Ping	Cal State Fullerton
1988	Mark Sohn	Penn State
1989	Mark Sohn	Penn State
	Chris Waller	UCLA
1990	Mark Sohn	Penn State
1991	Mark Sohn	Penn State
1992	Che Bowers	Nebraska
1993	John Roethlisberger	Minnesota
1994	Jason Bertram	California
1995	Drew Durbin	Ohio State

1996	Drew Durbin	Ohio State
1997	Drew Durbin	Ohio State
1998	Josh Birkelbaw	California
1999	Brandon Stefaniak	Penn State
2000	Brandon Stefaniak	Penn State
2001	Clay Strother	Minnesota
2002	Clay Strother	Minnesota
2003	Josh Landis	Oklahoma
2004	Robert Rogers	Illinois
2005	Luis Vargas	Penn State
2006	Tim McNeill	California
2007	Casey Sandy	Penn State
2008	Tim McNeill	California
2009	Daniel Ribeiro	Illinois
2010	Alex Naddour	Oklahoma
2011	Alex Naddour	Oklahoma
	Daniel Ribeiro	Illinois
2012	Glen Ishino	California
2013	Michael Newburger	Ohio State
2014	Ellis Mannon	Minnesota
2015	Michael Reid	Oklahoma
2016	Brandon Ngai	Illinois
2017	Stephen Nedoroscik	Penn State
2018	Stephen Nedoroscik	Penn State
2019	Alec Yoder	Ohio State
2021	Ian Skirkey	Illinois
2022	Chase Clingman	Penn State
	Brody Malone	Stanford
2023	Ian Skirkey	Illinois
2024	Patrick Hoopes	Air Force
2025	Patrick Hoopes	Air Force

STILL RINGS (3)

Year	Gymnast	Team
1980	Jim Hartung	Nebraska
1981	Jim Hartung	Nebraska
1982	Jim Hartung	Nebraska
1983	Alex Schwartz	UCLA
1984	Tim Daggett	UCLA
1985	Mark Diab	Iowa State
1986	Mark Diab	Iowa State
1987	Paul O'Neill	Houston Baptist
1988	Paul O'Neill	New Mexico
1989	Paul O'Neill	New Mexico
1990	Wayne Cowden	Penn State
1991	Adam Carton	Penn State
1992	Scott Keswick	UCLA
1993	Chris LaMorte	New Mexico
1994	Chris LaMorte	New Mexico
1995	Dave Frank	Temple
1996	Scott McCall	William & Mary
	Blaine Wilson	Ohio State
1997	Blaine Wilson	Ohio State
1998	Dan Fink	Oklahoma
1999	Cortney Bramwell	BYU
2000	Cortney Bramwell	BYU
2001	Chris Lakeman	Penn State
2002	Marshall Erwin	Stanford
2003	Kevin Tan	Penn State
2004	Kevin Tan	Penn State
2005	David Henderson	Oklahoma
2006	Jonathan Horton	Oklahoma
2007	Alex Schorsch	Stanford
2008	Jonathan Horton	Oklahoma
2009	Evan Roth	California
2010	Brandon Wynn	Ohio State
2011	Brandon Wynn	Ohio State
2012	C.J. Maestas	Illinois
2013	Michael Squires	Oklahoma
2014	Michael Squires	Oklahoma
2015	Michael Squires	Oklahoma

2016	Dennis Zaremski	Stanford
2017	Yul Moldauer	Oklahoma
2018	Alex Diab	Illinois
2019	Alex Diab	Illinois
2021	Shane Wiskus	Minnesota
2022	Riley Loos	Stanford
2023	Ashton Anaya	Illinois
2024	Asher Hong	Stanford
2025	Asher Hong	Stanford

VAULT (3)

Year	Gymnast	Team
1980	Ron Galimore	Iowa State
1981	Ron Galimore	Iowa State
1982	Randall Wickstrom	California
	Steve Elliott	Nebraska
1983	Chris Riegel	Nebraska
	Mark Oates	Oklahoma
1984	Chris Riegel	Nebraska
1985	Derrick Cornelius	Cortland State
1986	Chad Fox	New Mexico
1987	Chad Fox	New Mexico
1988	Chad Fox	New Mexico
1989	Chad Fox	New Mexico
1990	Brad Hayashi	UCLA
1991	Adam Carton	Penn State
1992	Jason Hebert	Syracuse
1993	Steve Wiegel	New Mexico
1994	Steve McCain	UCLA
1995	Ian Bachrach	Stanford
1996	Jay Thornton	Iowa
1997	Blaine Wilson	Ohio State
1998	Travis Romagnoli	Illinois
1999	Guard Young	BYU
2000	Guard Young	BYU
2001	Daren Lynch	Ohio State
2002	Dan Gill	Stanford
2003	Andrew DiGiore	Michigan
2004	Graham Ackerman	California
2005	Michael Reavis	Iowa
2006	David Sender	Stanford
2007	David Sender	Stanford
2008	Steven Legendre	Oklahoma
2009	Steven Legendre	Oklahoma
2010	Eddie Penev	Stanford
2011	Jacob Dalton	Oklahoma
2012	Paul Ruggeri	Illinois
	Eddie Penev	Stanford
2013	Fred Hartville	Illinois
2014	Sam Mikulak	Michigan
2015	Sean Senters	Stanford
2016	Anthony McCallum	Michigan
2017	Anthony McCallum	Michigan
2018	Yul Moldauer	Oklahoma
2019	Anthony McCallum	Michigan
2021	Gage Dyer	Oklahoma
2022	Paul Juda	Michigan
2023	Asher Hong	Stanford
2024	Asher Hong	Stanford
2025	Kameron Nelson	Ohio State

PARALLEL BARS (14)

Year	Gymnast	Team
1980	Phil Cahoy	Nebraska
1981	Phil Cahoy/Jim Hartung	Nebraska
	Peter Vidmar	UCLA
1982	Jim Hartung	Nebraska
1983	Scott Johnson	Nebraska
1984	Tim Daggett	UCLA
1985	Dan Hayden	Arizona State
	Noah Riskin	Ohio State
	Seth Riskin	Ohio State

NCAA CHAMPIONS SINCE 1980

1986.....	Dan Hayden	Arizona State	2004.....	Justin Spring	Illinois
1987	Kevin Davis	Nebraska	2005.....	Ronald Ferris	Ohio State
	Tom Schlesinger	Nebraska	2006	Justin Spring	Illinois
1988	Kevin Davis	Nebraska		Dylan Carney	Stanford
1989	Tim Ryan	Stanford	2007.....	Dylan Carney	Stanford
	Patrick Kirksey	Nebraska	2008.....	Paul Ruggeri	Illinois
1990	Patrick Kirksey	Nebraska	2009.....	Paul Ruggeri	Illinois
1991	Scott Keswick	UCLA	2010.....	Ryan McCarthy	Michigan
	John Roethlisberger	Minnesota	2011.....	Alex Buscaglia	Stanford
1992	Dom Minicucci	Temple	2012.....	Sam Mikulak	Michigan
1993	Jair Lynch	Stanford	2013.....	Sam Mikulak	Michigan
1994	Richard Grace	Nebraska	2014.....	Jordan Valdez	Illinois
1995	Richard Grace	Nebraska	2015.....	C.J. Maestas	Illinois
1996	Jamie Ellis	Stanford	2016.....	Akash Modi	Stanford
	Blaine Wilson	Ohio State		Alex Johnson	Ohio State
1997	Marshall Nelson	Nebraska	2017	Robert Neff	Stanford
1998	Marshall Nelson	Nebraska	2018.....	Robert Neff	Stanford
1999.....	Justin Toman	Michigan	2019.....	Brody Malone	Stanford
2000.....	Justin Toman	Michigan	2021.....	Brody Malone	Stanford
2001.....	Raj Bhavsar	Ohio State	2022.....	Brody Malone	Stanford
2002.....	Cody Moore	California	2023.....	Fred Richard	Michigan
2003.....	Daniel Furney	Oklahoma	2024.....	Tate Costa	Illinois
2004.....	Ramon Jackson	William & Mary	2025.....	Emre Dodanli	Oklahoma
2005.....	Justin Spring	Illinois			
2006.....	Justin Spring	Illinois			
2007.....	Tim McNeill	California			
2008.....	Tim McNeill	California			
2009.....	Paul Ruggeri	Illinois			
2010.....	Ryan Lieberman	Stanford			
2011.....	Tyler Mizoguchi	Illinois			
2012.....	Jake Dalton	Oklahoma			
2013.....	Sam Mikulak	Michigan			
2014.....	Sam Mikulak	Michigan			
2015.....	Brian Knott	Stanford			
2016.....	Akash Modi	Stanford			
2017.....	Akash Modi	Stanford			
2018.....	Yul Moldauer	Oklahoma			
2019.....	Shane Wiskus	Minnesota			
2021.....	Shane Wiskus	Minnesota			
2022.....	Curran Phillips	Stanford			
2023.....	Fred Richard	Michigan			
2024.....	Asher Hong	Stanford			
2025.....	Paul Juda	Michigan			

HORIZONTAL BAR (6)

Year	Gymnast	Team
1980	Phil Cahoy	Nebraska
1981	Phil Cahoy	Nebraska
1982	Peter Vidmar	UCLA
1983	Scott Johnson	Nebraska
1984	Charles Lakes	Illinois
1985	Dan Hayden	Arizona State
1985	Wes Suter	Nebraska
1986	Dan Hayden	Arizona State
1987	David Moriel	UCLA
1988	Jeff Dow	Iowa
1989	David Zeddies	Illinois
1990	Chris Waller	UCLA
1991	Luis Lopez	New Mexico
1992	Jair Lynch	Stanford
1993	Steve McCain	UCLA
1994	Jim Foody	UCLA
1995	Rick Kieffer	Nebraska
1996	Carl Imhauser	Temple
1997	Marshall Nelson	Nebraska
1998	Todd Bishop	Oklahoma
1999.....	Todd Bishop	Oklahoma
2000.....	Michael Ashe	California
2001.....	Michael Ashe	California
2002.....	Daniel Diaz-Loung	Michigan
2003.....	Linas Gaveika	Iowa

NEBRASKA'S INDIVIDUAL NATIONAL CHAMPIONS

**JASON HARDABURA**

1999 AA 58.05
1999 FX 9.80

**MARSHALL NELSON**


1998 PB 9.7875
1997 PB 9.95
1997 HB 9.7875

**RICHARD GRACE**

1995 AA 58.325
1995 PB 9.80
1994 PB 9.575
1993 FX 9.40

**RICK KIEFFER**

1995 HB 9.8375

**DENNIS HARRISON**


1994 AA 58.20

**CHE BOWERS**

1992 PH 9.90

**PATRICK KIRKSEY**

1990 PB 9.725
1989 AA 112.60
1989 PB 9.70

**KEVIN DAVIS**

1988 AA 113.00
1988 PB 9.90
1987 PB 9.75

**TOM SCHLESINGER**

1987 AA 113.25
1987 PB 9.750

**WES SUTER**

1985 AA 58.20
1985 FX 9.80
1985 HB 9.90

**CHRIS RIEGEL**

1984 V 10.00
1983 V 9.90

**SCOTT JOHNSON**

1983 FX 9.90
1983 PB 9.85
1983 HB 9.95

**STEVE ELLIOTT**

1982 FX 9.85
1982 V 9.90
1980 FX 19.55

**PHIL CAHOY**

1981 PB 9.70
1981 HB 9.90
1980 PB 19.55
1980 HB 19.55

**JIM HARTUNG**

1982 SR 9.85
1982 PB 9.70
1981 AA 115.90
1981 SR 9.90
1981 PB 9.70
1980 AA 115.02
1980 SR 19.45

INDIVIDUAL NCAA TITLES BY SCHOOL

School	All-Time Champions
1. Illinois*	73
2. Penn State*	56
3. Stanford*	55
4. Oklahoma*	53
5. Michigan*	48
6. Nebraska*	42
7. California*	31
Ohio State*	31
9. UCLA	28
10. USC	22
11. Iowa State	18
Michigan State	18
New Mexico	18
14. Minnesota	19
15. Southern Illinois	16
16. Iowa	13
Temple	13
18. Arizona State	10
Indiana State	10
20. UIC	9
Navy*	9
22. Florida State	7
23. Army West Point*	5
Cal State Los Angeles	6
Kent State	6
Syracuse	6
Washington	6
28. Northern Illinois	5
BYU	5
30. Cal State Northridge	3
31. William & Mary*	2
Air Force*	2

*Indicates active NCAA Division I programs

NEBRASKA'S CHAMPIONSHIP TRADITION

College gymnastics' highest honor, the Nissen-Emery Award, has been presented annually since 1966 to an outstanding senior collegiate gymnast based on gymnastic achievement, sportsmanship and academic excellence.

The original Nissen Award was named in honor of George Nissen, a former NCAA champion, for his contributions to men's gymnastics. The award was re-named the Nissen-Emery Award in 1998 to honor Dr. Robert Emery, a Penn State graduate, who won the Nissen Award in 1969.

The "Heisman Trophy" of gymnastics, the Nissen-Emery Award is inscribed with the following motto:

"The true champion seeks excellence physically, mentally, socially and morally."

Nebraska's dominance of men's gymnastics throughout the 1980s is best illustrated by the three Huskers who captured the Nissen Award within a period of seven years.

Tom Schlesinger was the third NU recipient of the Nissen. He won the award in 1988, following former Huskers Jim Hartung (1982) and Wes Suter (1986).

HUSKER FINALISTS

Year	Student Athletes
2025	Taylor Christopoulos
2024	Sam Phillips
2023	Donte McKinney
2022	Charlie Giles, Evan Kriley
2020	Jake Bonney
2019	Anton Stephenson
2018	Kyle King
2016	Ethan Lottman
2010	Kyle Shanahan
2009	T.J. Schmidt
2002	Grant Clinton
1999	Jim Koziol
1998	Bill Mulholland
1996	Jason Christie
1995	Richard Grace, Rick Kieffer
1994	Dennis Harrison
1991	Brad Bryan
1990	Patrick Kirksey
1989	Mike Epperson
1988	Tom Schlesinger
1987	Neil Palmer
1986	Wes Suter
1983	Phil Cahoy, Scott Johnson
1982	Jim Hartung
1979	Larry Gerard
1976	Gene Mackie

ALL-TIME NISSEN-EMERY AWARD WINNERS

Year	Winner	School
2025	Taylor Christopoulos	Nebraska
2024	Colt Walker	Stanford
2023	Paul Juda	Michigan
2022	Brody Malone	Stanford
2021	Shane Wiskus	Minnesota
2020	Stephen Nedoroscik	Penn State
2019	Yul Moldauer	Oklahoma
2018	Sean Melton	Ohio State
2017	Akash Modi	Stanford
2016	Jesse Glenn	Army West Point
2015	Ellis Mannon	Minnesota
2014	Sam Mikulak	Michigan
2013	Eddie Penev	Stanford
2012	Paul Ruggeri	Illinois
2011	Steven Legendre	Oklahoma
2010	Luke Stannard	Illinois
2009	Casey Sandy	Penn State
2008	Jonathan Horton	Oklahoma
2007	Matt Cohen	Penn State
2006	Justin Spring	Illinois
2005	Guillermo Alvarez	Minnesota
2004	Dan Gill	Stanford
2003	Daniel Furney	Oklahoma
2002	Justin Toman	Michigan
2001	Jamie Natalie	Ohio State
2000	Jeff LaVallee	Massachusetts
1999	Todd Bishop	Oklahoma
1998	Dan Fink	Oklahoma
1997	Blaine Wilson	Ohio State
1996	Darren Elg	Brigham Young
1995	Josh Stein	Stanford
1994	Kip Simons	Ohio State
1993	John Roethlisberger	Minnesota
1992	Scott Keswick	UCLA
1991	Jarrod Hanks	Oklahoma
1990	Mike Racanelli	Ohio State
1989	David Zeddies	Illinois
1988	Tom Schlesinger	Nebraska
1987	Michael Maxwell	Penn State
1986	Wes Suter	Nebraska
1985	Matt Arnot	New Mexico
1984	Roy Palassou	San Jose State
1983	Peter Vidmar	UCLA
1982	Jim Hartung	Nebraska
1981	Bart Conner	Oklahoma
1980	Mario McCutcheon	So. Conn. State
1979	Kurt Thomas	Indiana State
1978	Tim LaFleur	Minnesota
1977	Peter Kormann	So. Conn. State
1976	Gene Whelan	Penn State
1975	Jay Whelan	So. Conn. State
1974	Steve Hug	Stanford
1973	John Crosby	So. Conn. State
1972	Tom Lindner	Southern Illinois
1971	Brent Simmons	Iowa State
1970	Pete Difurio	Temple
1969	Robert Emery	Penn State
1968	Dave Thor	Michigan State
1967	Steve Cohen	Penn State
1966	James Curzi	Michigan State

NEBRASKA NISSEN-EMERY AWARD WINNERS



JIM HARTUNG, 1982

Jim Hartung captured Nebraska's first Nissen Award in 1982. A seven-time NCAA champion, Hartung led the Huskers to their first four NCAA team titles. The Omaha native capped his career as a member of the gold medal winning 1984 U.S. Olympic Team.




WES SUTER, 1986

Wes Suter won the Nissen Award in 1986 to cap a brilliant career in which he won the 1985 NCAA all-around title and two NCAA individual event championships. He competed for the United States in the 1988 Olympic Games.



TOM SCHLESINGER, 1988

Tom Schlesinger earned the Nissen en route to winning the 1987 NCAA all-around title. He earned NCAA All-America status seven times and went on to capture a spot on the 1988 Olympic Team as the United States' top alternate.



TAYLOR CHRISTOPOULOS, 2025

Taylor Christopoulos won the Nissen Award in 2025 to finish an incredible year career in which he was a 10x All American. He also Big Ten Gymnast of the Year in both 2023 and 2025. Christopoulos also was Big Ten Freshman of the year in 2021.



Nebraska's Nissen-Emery Award winners include Wes Suter, Jim Hartung and Tom Schlesinger. This photo, taken in 1988 after Schlesinger won the award, includes (from left) Bob Devaney, Suter, Jim Howard, George Nissen, Francis Allen, Hartung and Schlesinger.

NEBRASKA'S OLYMPIANS

One of the nation's premier programs, Nebraska has produced nine athletes who have earned 11 U.S. Olympic positions, including a two-time Olympic appearance by current Nebraska assistant coach Jim Hartung. Former Head Coach Francis Allen was also a two-time Olympic team head coach for the 1980 and 1992 teams.




JIM HARTUNG: 1980, 1984

A two-time Olympian, Jim Hartung helped the 1984 U.S. squad to the gold medal. It marked the only time in Olympic history that the U.S. men have claimed team gold. A 22-time NCAA All-American and seven-time NCAA champion, Hartung won NCAA all-around titles in 1980 and 1981, was second in 1982 and third in 1979. In addition, Hartung won three straight NCAA still rings titles (1980-82) and back-to-back NCAA parallel bars crowns (1981-82). As a freshman in 1979, Hartung led NU to its first national championship. During his Husker career, Hartung guided NU to four straight national championships. An Omaha native and South High School graduate, Hartung was a product of the Cahoy School of Gymnastics. In 1982, Hartung became NU's first Nissen Award winner.



PHIL CAHOY: 1980

One of three Huskers on the 1980 Francis Allen-coached U.S. Olympic team, Phil Cahoy was a 10-time NCAA All-American at Nebraska. Like Jim Hartung, Cahoy was an Omaha South High School graduate. He trained under his father, Phil Cahoy Sr., at the Cahoy School of Gymnastics before coming to Nebraska. As a Husker, he was a key figure on four NU squads that won national championships (1980-83). Individually, he was a four-time NCAA champion, winning back-to-back NCAA parallel bars and horizontal bar national titles in 1980 and 1981.



SCOTT JOHNSON: 1984, 1988

One of two Huskers who were two-time Olympians, Scott Johnson was a member of the gold medal winning U.S. squad in 1984. An 11-time NCAA All-American, Johnson was a three-time national champion at NU. At the 1983 NCAA Championships, Johnson won the floor exercise, parallel bars and horizontal bar national titles and placed second in the all-around.




JIM MIKUS: 1984

The alternate for the gold medal winning 1984 U.S. squad, Jim Mikus was a five-time NCAA All-American at Nebraska. He was a valuable contributor for NU's national championship teams in 1981, 1982 and 1983. Mikus was a two-time NCAA All-American on the floor exercise and horizontal bar, and finished fourth in the all-around in 1982.



FRANCIS ALLEN: 1980, 1992

A two-time Olympic team head coach, Francis Allen was selected to guide the U.S. squad in 1980 and in 1992. During his 40 seasons at NU, the Huskers won eight national titles, including an unprecedented five straight titles from 1979 to 1983, and finished second on seven other occasions.



LARRY GERARD: 1980

One of three Huskers on the Francis Allen-coached 1980 U.S. Olympic team, Larry Gerard was a seven-time NCAA All-American while at Nebraska. In 1979, Gerard finished fifth in the all-around to help Nebraska win its first national championship.




WES SUTER: 1988

One of three Huskers on the 1988 U.S. Olympic squad, Wes Suter became NU's second Nissen Award winner in 1986. A five-time NCAA All-American at Nebraska, Suter finished his Husker career as a three-time NCAA champion. At the 1985 NCAA Championships, Suter won national titles in the all-around, floor exercise and horizontal bar.

NEBRASKA'S OLYMPIANS

One of the nation's premier programs, Nebraska has produced nine athletes who have earned 11 U.S. Olympic positions, including a two-time Olympic appearance by current Nebraska assistant coach Jim Hartung. Former Head Coach Francis Allen was also a two-time Olympic team head coach for the 1980 and 1992 teams.



KEVIN DAVIS: 1988

A member of the 1988 U.S. Olympic team, Kevin Davis was a seven-time NCAA All-American for the Huskers. Davis was a two-time NCAA champion, winning parallel bars titles in 1987 and 1988. He helped NU to the 1988 national title, finishing third in the all-around.



TRENT DIMAS: 1992

A standout on the high bar, Trent Dimas won the only U.S. gymnastics medal at the 1992 Olympics with a 9.875 for a gold medal on the high bar. Dimas picked up two NCAA All-America awards for the Huskers in 1990, placing second in both the floor exercise and horizontal bar. Dimas' gold medal is the only individual gold medal an NU gymnast has won.



TOM SCHLESINGER: 1988

One of three Huskers on the 1988 U.S. Olympic team, Tom Schlesinger was a seven-time NCAA All-American at Nebraska. At the 1987 NCAA Championships, Schlesinger won the all-around and parallel bars national titles on his way to winning the Nissen Award in 1988.



YANNI CHRONOPOULOS: 2024

Yanni Chronopoulos was selected as an alternate for Team Canada during the 2024 Olympics held in Paris. Chronopoulos was competing with Team Canada during the 2023 World Championships in October of 2023, where the team placed seventh. Before qualifying last year, Canada had not qualified in team events since 2008.