



# BOWL GAME GUIDE



# NEBRASKA

**NEBRASKA  
CORNHUSKERS**  
(7-5, 4-5 BIG)



**UTAH  
UTES**  
(10-2, 7-2 BIG 12)

**WEDNESDAY, DEC. 31, 2025 • 2:30 P.M. CT • LAS VEGAS, NEV. • ALLEGiant STADIUM • HELLAS TURF**

Nebraska makes its second consecutive bowl appearance in 2025 in the SRS Distribution Las Vegas Bowl, where the Huskers will meet the Utah Utes on New Year's Eve Day. The game from Allegiant Stadium will kick off at 2:30 p.m. CT (12:30 p.m. PT), with the matchup televised by ESPN. The game can also be heard on the Huskers Radio Network, the official Huskers App and Huskers.com.



Nebraska stands at 7-5 heading into the Las Vegas Bowl, after finishing Big Ten play with a 4-5 record. The Huskers increased their win total for the third consecutive regular season under Coach Matt Rhule and posted back-to-back winning seasons for the first time since 2014. Nebraska's Vegas Bowl trip also marks the first back-to-back bowl appearances since a nine-year streak from 2008 to 2016.

Nebraska has had numerous highlights throughout the 2025 season. Offensively, Nebraska posted back-to-back 50-point games for the first time in 18 years, set a season record for team completion percentage and celebrated its first offensive All-American since 2011. On defense, Nebraska has ranked among the nation's top pass defense units all season, and posted its first shutout in 16 years. The Huskers also fielded one of the nation's most-improved special teams units, led by explosive return teams.

Utah comes into the Vegas Bowl with a 10-2 record and are No. 15 in the CFP, AP and Coaches polls. The Utes posted a 7-2 record in Big 12 play, losing only to conference title game participants Texas Tech and BYU. Utah owns a powerful rushing attack, averaging 269.8 yards per game to rank second nationally, while also ranking sixth in both scoring offense and scoring defense. Kyle Whittingham is in his 21st season leading the program and will complete his Ute coaching career in the Vegas Bowl.

## THIS WEEK'S NUMBERS

**5**

The SRS Distribution Las Vegas Bowl meeting between Nebraska and Utah will be the fifth all-time between the schools. Nebraska won each of the four previous meetings with all four games played at Memorial Stadium.

**11**

Nebraska has clinched a second consecutive winning season in 2025, following a 7-6 mark last year. This marks the first time in 11 years that the Huskers have posted back-to-back winning seasons, following a seven-year streak from 2008 to 2014.

**55**

Nebraska's appearance in the SRS Distribution Las Vegas Bowl will be the Huskers' 55th all-time bowl game. Nebraska owns a 27-27 all-time record in bowl games.

## 2025 NEBRASKA FOOTBALL SCHEDULE

Aug. 28	vs. Cincinnati	ESPN	W, 20-17	Late INT seals Husker win in Kansas City
<b>Sept. 6</b>	<b>Akron</b>	<b>BTN</b>	<b>W, 68-0</b>	<b>Nebraska's most lopsided win since 1986</b>
<b>Sept. 13</b>	<b>Houston Christian</b>	<b>FS1</b>	<b>W, 59-7</b>	<b>Huskers post back-to-back 50-point games</b>
<b>Sept. 20</b>	<b>#21 Michigan*</b>	<b>CBS</b>	<b>L, 30-27</b>	<b>Wolverines use big rushing plays to edge NU</b>
<b>Oct. 4</b>	<b>Michigan State*</b>	<b>FS1</b>	<b>W, 38-27</b>	<b>NU rallies with 24 second-half points in 12 minutes</b>
Oct. 11	at Maryland*	BTN	W, 34-31	Huskers score 10 points in final 8 minutes to rally
Oct. 17	at Minnesota*	FOX	L, 24-6	Gophers pull away with 17 second-half points
<b>Oct. 25</b>	<b>Northwestern*</b>	<b>FS1</b>	<b>W, 28-21</b>	<b>Johnson's 124 rushing yards keys NU victory</b>
<b>Nov. 1</b>	<b>#23 USC*</b>	<b>NBC</b>	<b>L, 21-17</b>	<b>USC 4th-quarter TD spoils Memorial Stadium blackout</b>
Nov. 8	at UCLA*	FOX	W, 28-21	Johnson accounts for 232 yards in West Coast win
Nov. 22	at Penn State*	NBC	L, 37-10	Nittany Lions race to 20-point halftime edge
<b>Nov. 28</b>	<b>Iowa*</b>	<b>CBS</b>	<b>L, 40-16</b>	<b>Johnson finishes season with 217 rushing yards</b>
Dec. 31	vs. # 15 Utah**	ESPN	2:30 p.m.	First meeting with Utes since 1992 season

All times Central; Home games in **bold**; \*Big Ten Conference game; \*\*Las Vegas Bowl

## NEBRASKA

- **2025 Record:** 7-5, 4-5
- **Last Game:** lost to Iowa, 40-16
- **Streak:** Lost 2
- **AP Rank:** Not Ranked
- **Coaches Rank:** Not Ranked
- **Head Coach:** Matt Rhule
- **Nebraska Record:** 19-18 (3rd year)
- **Collegiate Record:** 66-61 (10th year)
- **Record vs. Utah:** First meeting

## UTAH

- **2025 Record:** 10-2, 7-2 in Big 12
- **Last Game:** def. Kansas, 31-21
- **Streak:** Won 5
- **CFP Rank:** 15
- **AP Rank:** 15
- **Coaches Rank:** 15
- **Head Coach:** Kyle Whittingham
- **Utah Record:** 177-88 (21st year)
- **Career Record:** same
- **Record vs. Nebraska:** First meeting

## SERIES HISTORY

- **All-Time Series:** Nebraska leads, 4-0
- **Current Win Streak:** Nebraska, 4 games
- **Last Meeting:** Nebraska 49-22, 1992

## NEBRASKA BOWL HISTORY

- **All-Time Appearances:** 55th all-time
- **All-Time Bowl Record:** 27-27
- **Last Bowl:** def. Boston College, 20-15, 2024 Pinstripe Bowl

## TV INFORMATION



**Play-by-Play:** Dave Flemming  
**Analyst:** Brock Osweiler  
**Sidelines:** Dawn Davenport  
**ESPN App**

## HUSKERS RADIO NETWORK



**Play-by-Play:** Kyle Crooks  
**Analysis:** Damon Benning  
**Sidelines:** Jessica Coody  
**Pre/Post-Game:** Matt Coatney, Jessica Coody, Ben McLaughlin & Jeremiah Sirles

**Huskers.com & Huskers App**



**BLAZN**  
— GRILL WORKS —  
MGRILLS.COM

# NEBRASKA

## MADE GRILLS AND SMOKERS

*REAL STEEL, REAL PEOPLE, REAL BARBECUE*



**PROUD PARTNER OF HUSKER ATHLETICS**



SCAN TO  
LEARN MORE





## NEBRASKA VS. UTAH—SERIES HISTORY

DATE	LOCATION	Rank NU/UTAH	RESULT	SCORE
9/21/1968	Lincoln	14/NR	Win	31-0
9/13/1980	Lincoln	8/NR	Win	55-9
9/16/1989	Lincoln	4/NR	Win	42-30
9/5/1992	Lincoln	11/NR	Win	49-22

## HUSKERS-UTAH SERIES HISTORY

Nebraska and Utah are meeting for the fifth time in schools history, but the first time since the 1992 season. This will mark the first meeting outside of Nebraska's Memorial Stadium.

- Nebraska owns a 4-0 advantage in the all-time series, most recently a 49-22 victory in 1992.
- In the first four meetings Nebraska was ranked 14th or higher in each meeting, while Utah was unranked.
- Nebraska has scored at least 31 points in each of the four previous games, while limiting Utah to single digits in the first two matchups in the series.

## RHULE COMPLETING THIRD SEASON LEADING HUSKER PROGRAM

**Matt Rhule** will complete his third year at Nebraska in the Vegas Bowl. He owns a 66-61 record in 10 seasons as a college head coach, including 19-18 at Nebraska. He took on a rebuilding project in each of his three college stops and excluding his first year at each school, Rhule has a 58-33 record.

- Rhule has matched or improved his previous season's win total every year of his college coaching career, including 2025. Temple went from two wins in his first season to six wins in his second season and 10 wins in both his third and fourth years. Baylor went from one win in his first season to seven wins in year two and 11 wins in year three. Rhule led Nebraska to a five-win season in 2023, a seven-win campaign in 2024 and has matched that total in 2025, including a one-win increase in the regular season.
- Nebraska's appearance in back-to-back bowls under Rhule marks the first time the Huskers have accomplished that feat since playing in bowl games each year from 2008 to 2016. The 2024 and 2025 seasons also represent NU's first back-to-back winning seasons since 2013 and 2014.
- The success in 2025 in his third season at Nebraska continues a trend for Rhule in his college coaching career. At both of his previous college stops (Temple and Baylor), Rhule led his team to the conference championship game in his third season.
- In his second season at Nebraska in 2024, Rhule guided the Huskers to their first winning record in eight years and first bowl win in nine years.
- Rhule posted an 8-28 combined record in his first seasons at Temple, Baylor and Nebraska. In year two at those three schools, that record improved to 20-18. In his third season at the three schools, Rhule's teams own a 28-12 combined record.

## RHULE ANNOUNCES ADDITIONS TO COACHING STAFF

Rhule has announced four additions to the Nebraska coaching staff in the month of December, including two on both offense and defense.

- **Rob Aurich** will serve as the Huskers' defensive coordinator and comes to Nebraska after two seasons at San Diego State, including the 2025 season as defensive coordinator. Aurich helped the Aztecs boast one of the nation's top defenses this season, and he was a nominee for the Broyles Award, given annually to the nation's top assistant coach. Aurich's San Diego State defense led the country with three shutouts and held eight of 12 opponents to 10 or fewer points. SDSU ranked in the top 10 nationally in 10 categories while posting the fifth-best scoring defense in Mountain West history. The 12.5 points per game allowed in 2025 ranked fifth nationally and was a 17-point improvement from the 2024 season.
- **Roy Manning** will work join the defensive staff and coach the edge players after also coaching the edge rushers at San Diego State in 2025. He teamed with Aurich to help with SDSU's success, and Manning's edge rushers totaled more than 25 sacks for the Aztecs. Manning's work at San Diego State was the latest successful stop in an impressive coaching resume. He has spent 12 of his 15 seasons coaching in a Power Conference with experience on defensive staffs in the Big Ten, Big 12 and Pac-12. Notable stops include time at USC, Oklahoma and his alma mater, Michigan.
- **Geep Wade** will serve as the Huskers' offensive line coach. Wade joins the Huskers after serving as Georgia Tech's offensive line coach the past three seasons and brings 22 years of college coaching experience to the Husker staff. The Yellow Jacket offensive line has been outstanding under Wade's direction. Over the past three years, Georgia Tech ranked seventh nationally in fewest sacks allowed, ninth in rushing yards per attempt and 13th in rushing yards per game. In 11 seasons as a full-time FBS offensive line coach, Wade's linemen have combined for 23 all-conference awards.
- **Lonnie Teasley** will be Nebraska's run game coordinator and comes to Lincoln after spending the past five seasons at South Carolina, including the past three years as the Gamecocks' offensive line coach. Teasley brings more than 15 years of experience to the Husker staff, including coaching stints in the SEC and the National Football League. South Carolina enjoyed one of its best seasons in recent years in 2024, finishing with nine wins and a trip to the Citrus Bowl. The Gamecock offensive line paved the way for a potent and balanced offensive attack, averaging 223.5 passing yards per game, and better than 184 rushing yards per contest

## BIG TEN STANDINGS

Place	Team	Overall	Big Ten
1.	Indiana	13-0	9-0
	Ohio State	12-1	9-0
3.	Oregon	11-1	8-1
4.	Michigan	9-3	7-2
	USC	9-3	7-2
6.	Iowa	8-4	6-3
7.	Washington	8-4	5-4
	Illinois	8-4	5-4
	Minnesota	7-5	5-4
10.	<b>Nebraska</b>	<b>7-5</b>	<b>4-5</b>
	Northwestern	6-6	4-5
12.	Penn State	6-6	3-6
	UCLA	3-9	3-6
14.	Rutgers	5-7	2-7
	Wisconsin	4-8	2-7
16.	Michigan State	4-8	1-8
	Maryland	4-8	1-8
18.	Purdue	2-10	0-9

## 2025 HUSKER HONORS

### EMMETT JOHNSON, JR., RB

- First-Team All-American (The Sporting News, On3, CBS Sports.com, Sports Illustrated)
- Second-Team All-American (FWAA, Walter Camp, Associated Press, The Athletic, USA Today)
- Ameche-Dayne Big Ten Running Back of the Year
- First-Team All-Big Ten (Coaches, Media, AP)
- Doak Walker Award Semifinalist (1 of 10)
- Maxwell Award Semifinalist (1 of 13)
- Big Ten Offensive POW (vs. UCLA)
- Maxwell Award National POW (vs. UCLA)

### KENNETH WILLIAMS, SO., KICKOFF RETURNER

- Second-Team All-Big Ten (Media)
- Third-Team All-Big Ten (Coaches)
- Big Ten Co-Special Teams POW (vs. NW)

### JACORY BARNEY JR., SO., WR/RETURNER

- Third-Team All-Big Ten (Media)
- Honorable-Mention All-Big Ten (Coaches)
- Paul Hornung Award Watch List
- The Jet Award Midseason Watch List

### DESHON SINGLETON, SR., ROVER

- Big Ten Defensive Player of the Week (vs. MSU)
- East-West Shrine Bowl Breakout Player of the Week (vs. MSU)
- Honorable-Mention All-Big Ten (Coaches, Media)

### CEYAIR WRIGHT, SR., CORNERBACK

- Second-Team Midseason All-American (The Athletic)
- Honorable-Mention All-Big Ten (Coaches, Media)

### JAVIN WRIGHT, SR., LINEBACKER

- Honorable-Mention All-Big Ten (Coaches, Media)

### ANDREW MARSHALL, JR., CORNERBACK

- Honorable-Mention All-Big Ten (Coaches, Media)

### DASAN MCCULLOUGH, SR., LINEBACKER

- Honorable-Mention All-Big Ten (Coaches)

### LUKE LINDENMEYER, JR., TIGHT END

- Honorable-Mention All-Big Ten (Coaches, Media)

### ROCCO SPINDLER, SR., OFFENSIVE GUARD

- Honorable-Mention All-Big Ten (Coaches, Media)

### KEVIN GALLIC, SR., LS

- Patrick Mannelly Award Watch List

### MALCOLM HARTZOG, SR., DB

- Campbell Trophy Semifinalist

### TJ LATEEF, FR., QB

- Big Ten Co-Freshman POW (vs. UCLA)
- Manning Award Star of the Week (vs. UCLA)

### TEDDY PROCHAZKA, SR., OL

- Allstate Wuerffel Trophy Watch List
- Allstate AFCA Good Works Team Nominee

## LAST GAME

### IOWA 40, NEBRASKA 16

TEAM STATS	IOWA	NU
First Downs	18	14
Rushes-Yards	46-213	36-231
Passes	9-16-0	9-24-0
Passing Yards	166	69
Total Offense	379	300
3rd Downs	7-12	5-15
Turnovers	1	1
Penalties	4-45	5-53
Time of Possession	33:20	26:40

#### NU RUSHING LEADER

Emmett Johnson—29 carries, 217 yards, TD

#### NU PASSING LEADER

TJ Lateef—9-24-0, 69 yards

#### NU RECEIVING LEADERS

Dane Key—3 receptions, 16 yards

Emmett Johnson—2 receptions, 22 yards

Luke Lindenmeyer—2 receptions, 20 yards

#### NU DEFENSIVE LEADERS

Donovan Jones—9 tackles, PBU

Javin Wright—9 tackles

Andrew Marshall—4 tackles, TFL

#### NU SPECIAL TEAMS LEADERS

Jacory Barney Jr.—98 return yards

Kyle Cunanan—3-3 FG, 1-1 PAT

## NOTING LAST GAME

- Running back **Emmett Johnson** rushed 29 times for a career-high 217 yards and one touchdown. His 217 yards bettered his previous high of 176 yards at Maryland earlier this year. Johnson's 29 carries tied his career high, as he also had 29 carries against USC on Nov. 1.
- It was the first 200-yard rushing game by a Husker since Ameer Abdullah rushed for 225 yards against Rutgers in 2014. It was Johnson's eighth 100-yard game of the season, the most at Nebraska since 2013.
- Johnson's 217 rushing yards were the most against Iowa in 2025, and just the fourth 200-yard rushing game against Iowa since 2015.
- Johnson's 70-yard first-quarter run was the longest of his career. His 70-yard rush was his third run of at least 50 yards in the past seven games, and was the longest play from scrimmage by Nebraska this season. It was the longest run against Iowa since 2014.
- Place-kicker **Kyle Cunanan** made a season-high three field goals, bettering two field goals in four previous games. His three field goals tied his career high, as he kicked three field goals three times while at Charlotte.
- Redshirt freshman cornerback **Donovan Jones** had nine tackles to increase his season total to 51. He is the fifth freshman with 50 tackles in a season since freshmen regained eligibility in 1972.
- Redshirt freshman safety **Rex Guthrie** had three tackles to increase his season total to 60 tackles, moving him within five tackles of the NU freshman record.
- Marques Watson-Trent** had five tackles to give him 400 career tackles. He is just the second active FBS player with 400 career tackles.

## JOHNSON EARNS ALL-AMERICA HONORS

Junior running back **Emmett Johnson** posted one of the best seasons by a Husker in recent years, ranking among the nation's top running backs. For his efforts, Johnson earned first-team All-America honors from four outlets and second-team accolades from several other selectors. Johnson declared for the 2026 NFL Draft after the regular season and will not play in the Vegas Bowl.

- Johnson was a first-team All-America choice by The Sporting News, Sports Illustrated, On3 and CBS Sports.com. He also earned second-team honors from the Associated Press, the Walter Camp Football Foundation, the Football Writers Association of America, The Athletic and USA Today.
- The Minneapolis native becomes the Huskers' first first-team All-America selection since linebacker Lavonte David in 2011. Johnson is the first offensive player to earn first-team honors since Heisman winner Eric Crouch in 2001, and is the first NU running back to be a first-team All-American since Heisman winner Mike Rozier in 1983.
- Johnson's selection gives Nebraska 111 first-team selections in school history earned by 97 players, including 14 two-time All-Americans.

## JOHNSON LEADS HUSKER ALL-BIG TEN HONOREES

Johnson's efforts were also recognized at the conference level. A first-team All-Big Ten running back by both the league coaches and the media, Johnson also became the first Husker to win the Ameche-Dayne Big Ten Running Back of the Year. Johnson led a group of 10 Huskers to earn all-conference accolades.

- Return specialists **Kenneth Williams** and **Jacory Barney Jr.** highlighted Nebraska's strong special teams. Williams was a second-team All-Big Ten pick by the media as a return specialist and a third-team selection by the coaches after ranking as one of the nation's top kickoff returners. Barney Jr. was a third-team all-conference choice by the media and an honorable-mention selection by the coaches for his return prowess, primarily as a punt returner.
- On offense, a pair of standouts earned honorable-mention accolades. **Luke Lindenmeyer** was one of the Big Ten's top tight ends and received recognition by both the coaches and media. Offensive guard **Rocco Spindler** anchored the offensive line that paved the way for Johnson's success and also earned honorable-mention recognition.
- Defensively, the Huskers had five players recognized with honorable-mention accolades. Leading the way were three members of a secondary that helped Nebraska's pass defense rank among the nation's best. Senior safety **DeShon Singleton**, senior nickel/cornerback **Ceyair Wright** and junior cornerback **Andrew Marshall** all earned honorable-mention recognition by both voting panels. A pair of veteran linebackers rounded out the honorees with **Javin Wright** being recognized by the media and coaches, while **Dasan McCullough** received all-conference honors from the coaches.

## NEBRASKA LEADS CONFERENCE IN ACADEMIC ALL-BIG TEN PICKS

Nebraska had a total of 81 football players earn Academic All-Big Ten accolades as announced earlier this month. Nebraska's total of players was the most by any school in the Big Ten. Nebraska's total of 81 players was 14 more than Northwestern and Rutgers who each had 67 players recognized.

- To be eligible for Academic All-Big Ten selection, students must be on a varsity team, have been enrolled full time at the institution for a minimum of 12 months and carry a cumulative grade-point average of 3.0 or higher.
- Linebacker **Michael Booker III**, defensive back **Derek Branch**, safety **Marques Buford Jr.**, offensive lineman **Turner Corcoran** and tight end **Heinrich Haarberg** all earned the fourth honors of their career. Receiver **Janiran Bonner**, center **Justin Evans**, defensive back **Malcolm Hartzog**, running back **Emmett Johnson**, tight end **Luke Lindenmeyer**, offensive guard **Henry Lutovsky**, receiver **Roman Mangini**, defensive lineman **Dylan Parrott**, offensive lineman **Teddy Prochazka** and linebacker **Gage Stenger** were all recognized for the third time.

## HUSKER BOWL ROSTER FULL OF COLLEGE GRADUATES

The 2025 Nebraska roster included 12 players who played the regular season as college graduates. Additionally, seven players on the 2025 roster received their degrees in December commencement. Seventeen of the 19 graduates are on the Huskers' bowl roster.

### NEBRASKA FOOTBALL RECENT ACADEMIC HIGHLIGHTS

- » 3.304 cumulative team GPA after 2025 spring semester (highest in team history)
- » 81 Academic All-Big Ten selections in 2025 (most in Big Ten Conference)
- » 19 college graduates from 2025 roster

### COLLEGE GRADUATES ON NEBRASKA'S 2025 ROSTER

<ul style="list-style-type: none"> <li>Janiran Bonner</li> <li>Michael Booker III</li> <li>Derek Branch</li> <li>Marques Buford Jr.</li> <li>Turner Corcoran</li> <li>Aidan Flege</li> <li>Heinrich Haarberg</li> <li>Malcolm Hartzog Jr.</li> <li>Jalyn Gramstad</li> <li>Elijah Jeudy</li> </ul>	<ul style="list-style-type: none"> <li>Tyler Knaak</li> <li>Henry Lutovsky</li> <li>Dylan Parrott</li> <li>Teddy Prochazka</li> <li>DeShon Singleton</li> <li>Rocco Spindler</li> <li>Marques Watson-Trent</li> <li>Ceyair Wright</li> <li>Javin Wright</li> </ul>
--	--

## SNOW SET TO LEAD HUSKER DEFENSE FOR LAS VEGAS BOWL

**Phil Snow** will be Nebraska's defensive coordinator for the Las Vegas Bowl. Snow most recently served as a defensive coordinator for the Carolina Panthers from 2020 to 2022, when Matt Rhule was the Panthers' head coach. Snow previously was Rhule's defensive coordinator at Temple and Baylor.

- Snow has served as a defensive coordinator at a total of eight schools - totaling 25 seasons - plus three years as an NFL defensive coordinator. He was successful as a defensive coordinator at four Power Four programs: Arizona State, UCLA, Washington and Baylor.
- In 2021, Snow's Carolina Panther defense ranked second in the NFL in total defense.
- At Baylor, Snow helped the Bears improve their national ranking in total defense, scoring defense, passing defense and rushing defense each of his three seasons. In his three seasons, Baylor improved by 72 spots in total defense and 94 spots in scoring defense.
- Snow's defense at Temple ranked third nationally in total defense and 11th in scoring defense during his final season in 2016.
- Snow is coaching with Rhule for the 11th season in 2025. The pair's relationship dates back to 2001 at UCLA when Rhule was a defensive assistant and Snow was the defensive coordinator.

## HUSKERS WITHOUT KEY OFFENSIVE STARTERS FOR VEGAS BOWL

Nebraska will be without several key offensive players for the Las Vegas Bowl, including two of its three offensive All-Big Ten honorees.

- First-team All-American **Emmett Johnson**, the Big Ten Running Back of the Year, will not play in the Vegas Bowl after declaring his intention to enter the NFL Draft. Entering bowl season, Johnson led the nation in yards from scrimmage per game (151.8) and all-purpose yards per game (151.6) while ranking fourth in the country in rushing yards per game (120.9). The loss of Johnson leaves a big hole in the Husker offense, as he accounted for a nation-leading 41 percent of Nebraska's yards from scrimmage in 2025. Johnson accounted for 802 of Nebraska's 1,265 yards in November, more than 63 percent of the team's total yards.
- **Rocco Spindler**, an honorable-mention All-Big Ten selection, started every game at right guard during the regular season. He suffered an injury at Minnesota on Oct. 17 but played through the injury the remainder of the regular season before undergoing surgery after the Iowa game. Spindler's absence will test the depth of an offensive line that has seen its share of injuries this season. The Huskers lost two starting tackles to season-ending injuries during the regular season. NU had the same starting offensive line for the first four games this season but only two of those linemen - **Justin Evans** and **Henry Lutovsky** - will be available for the bowl game.
- Quarterback **Dylan Raiola** started Nebraska's first eight games and set a season record for completion percentage (72.4 percent). Raiola missed the last three games of the season with a leg injury and is expected to enter the transfer portal.

## YOUTH WILL BE ON DISPLAY IN LAS VEGAS

Nebraska's roster has been one of the youngest in the nation this season. The youth has been tested throughout the season, and the Huskers will rely heavily on their underclassmen against Utah.

- The Huskers had a roster of 125 players this season, 91 of which were freshmen and sophomores. Underclassmen made up 72.8 percent of the roster.
- In the passing game, all but 16 of Nebraska's passing yards this season have come from either a true freshman or second-year sophomore. True freshman **TJ Lateef** is expected to make his fourth consecutive start in the Las Vegas Bowl.
- In the running game, junior **Emmett Johnson** ranks third nationally with 1,451 rushing yards, but he will not play in the bowl game. Behind Johnson, Nebraska's next seven leading rushers are all either freshmen or sophomores. Excluding Johnson's rushing total, 95 percent of Nebraska's remaining rushing yards this season have come from underclassmen.
- Nebraska's top two receivers are sophomores **Nyзия Hunter** and **Jacory Barney Jr.** Hunter leads NU with 617 receiving yards, while Barney is second with 463 receiving yards. Six Husker wide receivers have at least 100 receiving yards this year and five of those six are underclassmen.
- Overall, 17 of the 28 offensive players on Nebraska's bowl depth chart are freshmen or sophomores.
- On special teams, sophomore kickoff returner **Kenneth Williams** and sophomore punt returner **Jacory Barney Jr.** each earned All-Big Ten accolades as a return specialist. Nebraska's starting place-kicker, punter, kickoff specialist and holder are also underclassmen.
- The youth movement also has been apparent on defense. Three of Nebraska's five leading tacklers are underclassmen. Redshirt freshmen **Rex Guthrie** (60) and **Donovan Jones** (51) both rank in the top five for most season tackles by a freshman in Husker history.
- Overall, 16 of the 27 defensive players on Nebraska's depth chart are freshmen or sophomores.

## CHARTING THE HUSKERS

### SEASON RB RECEPTIONS

Player	Year	Rec.
1. Marlon Lucky	2007	75
2. <b>Emmett Johnson</b>	<b>2025</b>	<b>46</b>
3. Cory Ross	2005	43
4. Jeff Kinney	1971	41
5. <b>Emmett Johnson</b>	<b>2024</b>	<b>39</b>

### CAREER RB RECEPTIONS

Player	Years	Rec.
1. Marlon Lucky	2005-08	135
2. <b>Emmett Johnson</b>	<b>2023-pres.</b>	<b>92</b>
3. Jeff Kinney	1969-71	82
4. Ameer Abdullah	2011-14	73
5. Cory Ross	2002-05	71

### SEASON RUSHING YARDS

Player	Year	Yards
1. Mike Rozier	1983	2,148
2. Ahman Green	1997	1,877
3. Lawrence Phillips	1994	1,722
4. Ameer Abdullah	2013	1,690
5. Mike Rozier	1982	1,689
6. Ameer Abdullah	2014	1,611
7. Ken Clark	1988	1,497
8. <b>Emmett Johnson</b>	<b>2025</b>	<b>1,451</b>
9. Jammal Lord	2002	1,412
10. Rex Burkhead	2011	1,357

### CAREER RUSHING YARDS

Player	Years	Yards
1. Mike Rozier	1981-83	4,780
2. Ameer Abdullah	2011-14	4,588
--		
15. Jammal Lord	2000-03	2,573
16. Correll Buckhalter	1997-2000	2,522
17. Keith Jones	1984-87	2,488
18. <b>Emmett Johnson</b>	<b>2023-pres.</b>	<b>2,460</b>
19. Dan Alexander	1997-2000	2,456
20. Rick Berns	1976-78	2,449
21. Roger Craig	1979-82	2,446
22. Marlon Lucky	2005-08	2,393
23. Adrian Martinez	2018-21	2,301
24. Jeff Kinney	1969-71	2,244
25. Terrell Newby	2013-16	2,239

### RUSHING YARDS LEADERS BY YEAR

Year	Player	Yards
2014	<b>Ameer Abdullah</b>	<b>1,611</b>
2015	Terrell Newby	765
2016	Terrell Newby	879
2017	Devine Ozigbo	493
2018	<b>Devine Ozigbo</b>	<b>1,082</b>
2019	Dedrick Mills	745
2020	Adrian Martinez	521
2021	Adrian Martinez	525
2022	Anthony Grant	915
2023	Heinrich Haarberg	477
2024	Dante Dowdell	614
2025	<b>Emmett Johnson</b>	<b>1,451</b>

Note: Bold indicates 1,000 yard season

## 2025 OFFENSE GAME-BY-GAME

### RUSHING

GAME	ATT.	YDS.	TD	LONG
CIN	36	110	0	16
AKR	33	234	5	47
HCU	38	192	4	20
MICH	31	43	0	14
MSU	31	67	3	23
MD	30	193	0	50
MINN	29	36	0	12
NU	39	155	2	21
USC	40	188	1	23
UCLA	39	156	1	14
PSU	32	131	1	52
IOWA	36	231	1	70

### PASSING

GAME	COM-ATT-INT	YDS	TD	LG	SACKS
CIN	33-42-0	243	2	24	3-10
AKR	32-40-0	494	4	39	0-0
HCU	23-29-0	362	3	62	0-0
MICH	30-41-1	308	3	52	7-49
MSU	16-24-1	194	1	59	5-35
MD	20-29-3	260	4	64	1-10
MINN	17-27-0	177	0	43	9-63
NU	16-22-1	141	1	26	1-9
USC	15-22-0	98	1	23	1-10
UCLA	13-15-0	205	3	56	0-0
PSU	21-37-0	187	0	30	3-16
IOWA	9-24-0	69	0	13	0-0

## 2025 DEFENSE GAME-BY-GAME

### RUSHING DEFENSE

GAME	ATT.	YDS.	TD	LONG
CIN	30	202	2	29
AKR	36	113	0	25
HCU	35	93	1	45
MICH	33	286	3	75
MSU	38	84	3	16
MD	30	130	2	28
MINN	35	186	2	71
NU	30	172	2	56
USC	38	202	2	17
UCLA	37	157	1	21
PSU	39	231	4	50
IOWA	46	213	4	34

### PASSING DEFENSE

GAME	COM-ATT-INT	YDS	TD	LG	SACKS
CIN	13-25-1	69	0	14	0-0
AKR	9-23-0	62	0	19	2-12
HCU	11-18-0	67	0	10	3-29
MICH	12-23-0	105	0	16	1-6
MSU	15-30-2	156	1	24	4-42
MD	27-37-0	249	1	25	1-14
MINN	16-20-0	153	1	35	1-2
NU	15-29-2	159	0	37	0-0
USC	9-23-1	135	0	43	3-21
UCLA	17-27-0	191	2	45	3-18
PSU	11-12-0	181	1	50	1-9
IOWA	9-16-0	166	1	43	0-0

### SACKS/TFL

GAME	SACKS	YARDS	TFL	YARDS
CIN	0	0	2	7
AKR	2	12	9	27
HCU	3	29	8	42
MICH	1	6	5	13
MSU	4	42	12	60
MD	1	14	5	28
MINN	1	2	3	10
NU	0	0	0	0
USC	3	21	4	22
UCLA	3	18	6	23
PSU	1	9	5	13
IOWA	0	0	2	3

## NEBRASKA LOOKS TO CLOSE 2025 SEASON ON HIGH NOTE

The SRS Distribution Las Vegas Bowl will conclude a 2025 season that has seen Nebraska continue to make progress. The Huskers' seven regular-season victories are their most in nine seasons, and this is the fourth straight year Nebraska has increased its regular-season win total.

- Nebraska's seven regular-season wins are its most victories since a 9-3 regular-season record in 2016. A victory in the Las Vegas Bowl would give Nebraska its first eight-win season since 2016.
- Nebraska has matched last year's win total and improved on its six wins in the 2024 regular season. Rhule has now matched or increased his team's win total from the previous season in every year of his 10-year college coaching career.
- The 2025 season marks the fourth straight year Nebraska has improved its regular-season win total. This marks the first time in the 136-year history of the program that Nebraska has improved its win total in four straight regular seasons.
- Nebraska's 5-1 start this year marked the second straight year the Huskers achieved that record at the midway point of the season. This was the first time Nebraska started 5-1 in consecutive seasons since the 2013 and 2014 campaigns.
- Nebraska has posted three wins away from Lincoln this season, including a pair of victories in true road games. The three victories away from Lincoln this season were the most in a regular season for the Huskers since winning three road games in 2014.
- Nebraska has secured back-to-back winning seasons for the first time since seven straight winning seasons from 2008 to 2014.
- Under Matt Rhule, Nebraska is 9-1 against non-conference opponents over the past three seasons. The Huskers enter the Las Vegas Bowl with nine straight wins against non-league opponents, the longest streak at Nebraska in 24 years.

## JOHNSON PRODUCES MEMORABLE 2025 SEASON

Junior running back **Emmett Johnson** emerged as one of the nation's top players during a standout 2025 season. The 5-11, 200-pound Minneapolis native earned first-team All-America honors, was the Big Ten Running Back of the Year, and was the engine for the Husker offense. His season compared favorably with Husker legends and recent Big Ten Conference greats. Johnson has declared for the NFL Draft and will not play in the Las Vegas Bowl.

- Johnson finished the regular season with 1,821 yards from scrimmage, including 1,451 rushing yards and 370 receiving yards. His 151.8 scrimmage yards per game leads all FBS players.
- Johnson won the Big Ten rushing title and is fourth nationally at 120.9 yards per game.
- Entering bowl season, Johnson was one of only three running backs in the country to eclipse 1,400 rushing yards. His 1,451 rushing yards ranked eighth on the NU single-season list and was the most since Ameer Abdullah rushed for 1,611 yards in 2014. It was the first time a Nebraska player has topped 1,000 yards in a season since Devine Ozigbo had 1,082 yards in 2018.
- Johnson led the nation by accounting for 41 percent of Nebraska's total yards in 2025.
- Johnson is the only player in the FBS with 1,400 rushing yards and 300 receiving yards.
- Johnson's 46 receptions are the most in the nation by a running back and the second-most catches by a running back in Husker history.
- Johnson is the first Big Ten player since 2017 to have 1,200 rushing yards and 40 receptions in the same season. Penn State's Saquon Barkley and Northwestern's Justin Jackson both reached those milestones in 2017.
- Johnson had eight 100-yard rushing games in 2025 (Cincinnati, Akron, Maryland, Northwestern, USC, UCLA, Penn State, Iowa), including each of the final five games. Johnson capped his Husker career with a career-best 217 rushing yards against Iowa, a top-10 rushing defense.
- Johnson's 217 rushing yards marked Nebraska's first 200-yard rushing game since 2014. It was also just the fourth 200-yard rushing game against Iowa since 2015.
- His 70-yard rush against Iowa marked the longest run against the Hawkeyes since 2014.
- Johnson's eight 100-yard rushing games were the most by a Husker since Abdullah had 11 in 2013. His five straight 100-yard rushing games is a first at Nebraska since Abdullah in 2013. Johnson's six 100-yard rushing games in conference play were the most by any Power Four player.

## FBS PLAYERS AVERAGING 110 RUSHING YARDS & 30 RECEIVING YARDS SINCE 2017

PLAYER	SCHOOL	YEAR
<b>Emmett Johnson</b>	<b>Nebraska</b>	<b>2025</b>
Cam Skattebo	Arizona State	2024
Omarion Hampton	North Carolina	2024
Ashton Jeanty	Boise State	2023
Zach Charbonnet	UCLA	2022
Najee Harris	Alabama	2020

- Johnson was at his best against the top opponents. He averaged 123.3 rushing yards per game and 159.1 scrimmage yards per game in 10 games against Power Four opponents.
- Against UCLA, Johnson accounted for 232 yards from scrimmage, including 129 rushing yards and a touchdown on 28 carries, and three catches for a career-high 103 yards and two touchdowns.
- Johnson's performance marked the first time in NU history a player had 100 rushing and 100 receiving yards. It was the ninth 100-yard receiving game by a running back in Nebraska history.
- Johnson's touchdown catches of 56 and 40 yards at UCLA were the two longest catches of his career. The two TDs tied a Nebraska running back record for touchdown catches in a game, matching Husker greats Ahman Green and Cory Ross.
- Johnson ranks 13th nationally with 15 total touchdowns (12 rushing, 3 receiving). His touchdown total is the highest at Nebraska since Abdullah had 22 touchdowns in 2014.
- Johnson finished his career with 2,460 rushing yards to rank 18th in school history.
- Johnson has the best two of the top five receptions seasons by Husker running backs in school history with 39 catches last year and 46 catches in 2025. His 46 catches and 370 receiving yards are the most by a Nebraska running back since Marlon Lucky in 2007.
- Johnson finished with 92 career receptions for second place in NU history among running backs, trailing only Lucky's 135 career catches. Johnson had 704 career receiving yards, and is the seventh running back in school history with 500 career receiving yards.

## LATEEF LEADING HUSKER OFFENSE IN VEGAS

True freshman quarterback **TJ Lateef** took over the Husker starting quarterback role over the final three games of the regular season and is expected to start against Utah on New Year's Eve.

- Lateef had a spectacular starting debut at UCLA on Nov. 8, guiding the Huskers to a victory in the Rose Bowl. The Compton, Calif., native completed 13-of-15 passes for 205 yards and three touchdowns. Lateef completed his first 11 passes and also produced 31 rushing yards. He was named Big Ten Co-Freshman of the Week for his performance.
- Lateef directed Nebraska to touchdowns on NU's first four full possessions at UCLA to give the Huskers a 28-7 lead early in the third quarter.
- Lateef was just the fifth true freshman to start at quarterback since 1950 joining Tommie Frazier (1992), Cody Green (2009), Adrian Martinez (2018) and teammate Dylan Raiola (2024). Frazier, Green and Lateef are the only three to win their starting debuts against conference opponents.
- In his second start at Penn State, Lateef passed for 187 yards and had 15 rushing yards and an 11-yard rushing touchdown.
- For the season, Lateef has completed 59-of-95 passes (62.1 percent) for 722 yards and four touchdowns. On the ground, he has rushed 27 times for 98 yards and three touchdowns.

## NEBRASKA OFFENSE MAKES STRIDES IN 2025

Nebraska showed explosiveness and efficiency on offense in 2025.

- Nebraska entered the bowl season ranked eighth nationally in completion percentage at 70.0 percent (245-350). Nebraska's school season pass completion record is 68.3 percent in 2008.
- Nebraska is averaging 29.3 points per game, an improvement of 5.8 points per game over its 2024 average of 23.5 points per game.
- Nebraska threw for better than 300 yards in three consecutive games (Akron, Houston Christian, Michigan). It marked the first time NU had thrown for more than 300 yards in three straight games since a five-game stretch, including the 2014 Holiday Bowl and the first four games in 2015.
- Nebraska produced a 300-yard passer (Raiola), a 100-yard rusher (Johnson) and a 100-yard receiver (Barney Jr.) against Akron. It marked the first time Nebraska had accomplished that trifecta since a 2022 game against Georgia Southern.
- Emmett Johnson's selection as a first-team All-American marked Nebraska's first offensive All-American in 24 years. Johnson was also Nebraska's first Big Ten Running Back of the Year.

## HUSKERS SHARING THE WEALTH IN PASSING GAME

Nebraska's potent passing game highlighted multiple players throughout 2025, as Husker quarterbacks distributed the ball evenly among talented playmakers.

- Five Huskers have at least 28 catches, including three wideouts, a tight end and a running back.
- In total, 19 players have caught a pass this season with 14 pass catchers in the Huskers' victory over Akron on Sept. 6.
- Eleven different players have a catch of at least 20 yards this season.
- Sophomore receiver **Nyziah Hunter** has been Nebraska's top target among wideouts, with 43 catches, a team-high 617 yards and five touchdowns, while averaging 14.3 yards per catch. Hunter had a pair of touchdowns at Maryland, including a career-long 64-yard catch. He had a 59-yard touchdown in the fourth quarter against Michigan State to help secure the win.

## NEBRASKA UNDER RHULE

Overall .....	19-18
vs. AP Ranked Teams.....	0-8
vs. AP Top-10 Teams .....	0-2
vs. Unranked Teams.....	19-10
Home.....	13-8
Road .....	4-10
Neutral.....	2-0
In August .....	2-1
In September.....	7-4
In October .....	7-3
In November .....	2-10
In December.....	1-0
In January .....	0-0
Individual Has 100+ Rushing Yards .....	7-4
Individual Has 100+ Receiving Yards.....	5-1
When Rushing for 200 or More Yards.....	4-2
When Rushing for 300 or More Yards.....	1-0
When Passing for 200 or More Yards .....	10-4
When Passing for 300 or More Yards .....	2-1
When Scoring 30 or More Points .....	9-0
When Scoring 40 or More Points .....	4-0
When Allowing 10 or Fewer Points .....	9-0
When Allowing 20 or Fewer Points .....	14-5
When Committing Zero Turnovers .....	6-2
When Winning Turnover Margin .....	9-1
When Scoring First .....	16-6
When Leading at Halftime.....	17-4
When Trailing at Halftime .....	0-11
When Tied at Halftime .....	2-3
Games Decided by 11 Points or More .....	12-6
Games Decided by 10 Points or Less.....	7-12
Games Decided by 7 Points or Less.....	6-11
Games Decided by 3 Points or Less.....	2-6
Overtime Games .....	0-2

## RHULE'S COLLEGE CAREER

Overall .....	66-61
vs. AP Ranked Teams.....	3-26
vs. AP Top-10 Teams .....	0-11
vs. Unranked Teams.....	63-37
Home.....	38-26
Road .....	24-31
Neutral.....	4-4
In August .....	4-2
In September.....	20-17
In October .....	22-15
In November .....	16-23
In December.....	4-3
In January .....	0-1
Individual Has 100+ Rushing Yards .....	27-6
Individual Has 100+ Receiving Yards.....	23-12
When Rushing for 200 or More Yards.....	25-7
When Rushing for 300 or More Yards.....	4-0
When Passing for 200 or More Yards .....	41-35
When Passing for 300 or More Yards .....	15-15
When Scoring 30 or More Points .....	36-5
When Scoring 40 or More Points .....	17-3
When Allowing 10 or Fewer Points .....	27-0
When Allowing 20 or Fewer Points .....	44-6
When Committing Zero Turnovers .....	28-9
When Winning Turnover Margin .....	37-6
When Scoring First .....	48-20
When Leading at Halftime.....	53-12
When Trailing at Halftime .....	9-43
When Tied at Halftime .....	4-6
Games Decided by 11 Points or More .....	45-27
Games Decided by 10 Points or Less.....	21-34
Games Decided by 7 Points or Less.....	15-29
Games Decided by 3 Points or Less.....	8-14
Overtime Games .....	2-3

## CHARTING THE HUSKERS

### ALL-TIME WINS

RK.	SCHOOL	WINS
1.	Michigan	1,021
2.	Ohio State	990
3.	Alabama	984
4.	Notre Dame	972
5.	Texas	970
6.	Oklahoma	959
7.	Penn State	950
8.	Nebraska	931

### CONFERENCE TITLES

RK.	SCHOOL	TITLES
1.	Oklahoma	50
2.	Nebraska	46
3.	Michigan	45

### AP NATIONAL TITLES

RK.	SCHOOL	TITLES
1.	Alabama	12
2.	Notre Dame	8
3.	Oklahoma	7
4.	Ohio State	6
5.	Miami	5
	USC	5
t-7.	Nebraska	4

### COACHES POLL NATIONAL TITLES

RK.	SCHOOL	TITLES
1.	Alabama	11
2.	Oklahoma	6
3.	USC	5
	Ohio State	5
t-5.	Nebraska	4

### BOWL APPEARANCES

RK.	SCHOOL	APP.
1.	Alabama	73
2.	Texas	61
3.	Georgia	60
4.	Oklahoma	59
	Tennessee	59
6.	USC	58
7.	LSU	56
	Ohio State	56
t-9.	Nebraska	55

### HEISMAN TROPHY WINNERS

RK.	SCHOOL	WINNERS
1.	Notre Dame	7
	Ohio State	7
	Oklahoma	7
	USC	7
5.	Alabama	4
t-6.	Nebraska	3

### NFL DRAFT PICKS

RK.	SCHOOL	PICKS
1.	Notre Dame	538
2.	USC	534
3.	Ohio State	503
4.	Michigan	421
5.	Oklahoma	419
6.	Alabama	418
7.	Penn State	394
8.	LSU	388
9.	Georgia	392
10.	Florida	381
11.	Texas	380
12.	Nebraska	370

- Hunter had a career-best 125 yards on five catches at Maryland to become the third receiver to post a 100-yard receiving day in 2025, joining **Jacory Barney Jr.** and **Dane Key**.
- Hunter caught at least five passes in four straight games from the Maryland game through the USC game, the first Husker to accomplish that since Wan'Dale Robinson in 2020.
- Barney has 43 receptions for 463 yards and four touchdowns. Barney has a pair of 100-yard games with seven catches for 132 yards against Akron and six receptions for 120 yards and two touchdowns against Michigan. Barney has had multiple receptions in 22 of the past 24 games.
- Barney has 98 receptions in two seasons and is two catches against Utah from becoming just the second Husker to reach 100 or more receptions in their first two seasons (JD Spielman, 121).
- Barney caught his first career TD pass against Houston Christian and followed with two TD catches against Michigan. He added his fourth TD of the season at UCLA to open the scoring. He also has three career rushing touchdowns.
- In his first year at Nebraska, Key has 35 catches for 424 yards and five touchdowns. He had a touchdown in each of his first three games. He added his fourth TD of the season with a game-winning grab at Maryland and caught a first-quarter touchdown against USC. Key led the Huskers in receiving against Houston Christian with four catches for 104 yards.
- Junior tight end **Luke Lindenmeyer** has 28 catches for 306 yards, with touchdowns against Akron and Maryland. He set career highs with seven catches for 60 yards against Michigan. His seven catches against the Wolverines were just one shy of the Nebraska tight end single-game record. Lindenmeyer had a career-long 26-yard catch at Minnesota.
- Johnson was a steady receiver out of the backfield the past two seasons. Johnson had a team-high 46 receptions, including a career-best eight catches at Penn State. He tied a NU running back record with two TD catches at UCLA, and his 46 catches were the second-most in school history by a running back.

## HOLGORSSEN COORDINATING HUSKER OFFENSE

**Dana Holgorsen** is completing his first full season as Nebraska's offensive coordinator in the Vegas Bowl. He coordinated the offense and called the plays for the final four games in 2024. Nebraska has thrived on offense since Holgorsen's arrival, highlighted by a balanced attack this season that saw running back Emmett Johnson earn first-team All-America honors, and Nebraska complete 70 percent of its pass attempts.

- Holgorsen boasts six full seasons of experience as an offensive coordinator at Texas Tech, Houston and Oklahoma State. In six full seasons as a coordinator before 2025, Holgorsen's offenses have averaged 402.2 passing yards per game, 524.9 total yards per game and 40.7 points per game.
- The offenses Holgorsen has coordinated have an average national finish of second in passing offense, third in total offense and sixth in scoring average. He was the coordinator for two of the top four passing seasons in FBS history (2007 at Texas Tech and 2009 at Houston).
- Quarterbacks have thrived in Holgorsen-coached offenses. Holgorsen coached the all-time FBS leader in touchdown passes and total offense (Houston's Case Keenum) along with the FBS season record holder in completions (Texas Tech's Graham Harrell).
- In addition to his experience as an offensive coordinator, Holgorsen has also been a successful head coach. He won 92 games in 13 seasons at West Virginia and Houston. Holgorsen is second in coaching victories at West Virginia and fifth at Houston.

### INDIVIDUALS IN HOLGORSSEN'S 19 YEARS AS A HEAD COACH OR OFFENSIVE COORDINATOR

- » 3,000-yard passing seasons: 15
- » 1,000-yard receiving seasons: 18
- » 4,000-yard passing seasons: 9
- » 1,000-yard rushing seasons: 7
- » 5,000-yard passing seasons: 3

## BLACKSHIRTS STIFLING OPPONENT PASSING GAME

The Nebraska Blackshirts have been strong in 2025, ranking among the Big Ten and national leaders in numerous categories. At the top of that list is a shut-down pass defense.

- Nebraska ranks 22nd nationally in total defense at 312.3 yards per game. Nebraska is one of just five programs to rank in the top 25 nationally in total defense each of the past three seasons.
- Nebraska ranks second in the nation in passing yards allowed per game at 141.1 yards per contest. NU ranks 14th in the nation in team pass efficiency defense with a 112.12 rating.
- Nebraska has held eight of 12 opponents to 160 or fewer yards passing. USC entered the Nov. 1 game at Nebraska ranked first nationally in passing yards at 326 yards per game before the Huskers limited the Trojans to just 135 passing yards. It was the first time in 83 games USC had been held to less than 150 passing yards.
- The Huskers held each of their first three opponents to less than 70 yards passing, including Cincinnati (69 yards), Akron (62) and Houston Christian (67). It marked the first time Nebraska held three straight opponents to fewer than 100 passing yards since 1990.
- Husker opponents are completing 58.0 percent of their passes, a rate that is 26th nationally.
- NU's 23 opponent pass plays of 20+ yards are tied for the fifth-fewest in the nation. Nebraska is tied for fifth in 30-yard pass play allowed (9) and tied for eighth in 40-yard pass plays allowed (4).

- Nebraska has allowed seven touchdown passes, which is tied for second in the nation.
- Nebraska's shutout of Akron on Sept. 6 marked the first shutout by the Blackshirts in 16 seasons, dating back to a 2009 Holiday Bowl whitewash of Arizona.
- Both Houston Christian and Akron were held to less than 200 yards. It marked the first time Nebraska held an opponent to less than 200 yards in consecutive games since 2017.
- Under Head Coach Matt Rhule, NU has held opponents to 14 or fewer points 16 times in 37 games.
- Since the start of the 2023 season, Nebraska ranks fourth nationally in pass defense, fifth in total yards allowed, 14th in scoring defense and 15th in rushing defense.

### HOLDING OPPONENTS IN CHECK

Nebraska's defense has held 11 opponents to fewer than 400 yards, with Penn State the only team to surpass 400 yards in 2025. In addition, eight of 12 opponents have been limited to fewer than 160 passing yards this season.

- Nebraska held its first 10 opponents to fewer than 400 total yards. This was the longest stretch of holding opponents to less than 400 yards to open a season since holding the first 11 opponents to less than 400 yards in 2009.
- USC was limited to 337 yards on Nov. 1, nearly 200 yards below its season average. It was the Trojans' lowest offensive output in 26 games dating back to 2023.
- Maryland (249 yards), UCLA (191 yards), Penn State (181) and Iowa (166) are the only opponents to surpass 160 passing yards. Each of the first four opponents was limited to 105 or fewer passing yards.

### HUSKER SPECIAL TEAMS MAKE MARK

Nebraska has shown dramatically improved special teams in 2025, highlighted by the work of the return units. Nebraska has put together its best seasons in both punt and kickoff returns in a decade, and the Huskers have also blocked three kicks and shown strong coverage units.

- Nebraska has one of the nation's elite kickoff return units. Against Northwestern, **Kenneth Williams** had a 95-yard kickoff return for a touchdown to open the second half. The kickoff return score was Nebraska's first since JD Spielman had a 99-yard kickoff return in 2017 against Arkansas State. Williams also had an 85-yard kickoff return in the second quarter at Maryland on Oct. 11, which at the time was Nebraska's longest since 2017.
- For the season, NU is averaging 26.3 yards per kickoff return to rank first in the Big Ten and sixth nationally. Williams averages 32.9 yards on 12 returns and earned second-team All-Big Ten honors from the league's media as a return specialist. He was a third-team choice by the coaches.
- Nebraska has 25 punt returns for 341 yards, and ranks 17th nationally averaging 13.6 yards per return. Nebraska is one of four teams to rank in the top 20 in both kickoff returns and punt returns.
- Nebraska's 341 punt return yards in 2025 eclipsed Nebraska's cumulative punt return total over the previous five seasons. Nebraska totaled 334 punt return yards from 2020 to 2024, with its most in a season in that period being 120 yards in 2020.
- Barney's 87 punt return yards vs. Akron were the most by a Husker since De'Mornay Pierson-El had 134 punt return yards at Iowa in 2014. Barney's 39-yard punt return in the third quarter was the longest by a Husker since JD Spielman had a 76-yard punt return against South Alabama in 2019.
- Barney had four returns for 81 yards against Michigan State, including a career-long 57-yarder. He had 270 punt return yards this season, the highest total by a Husker since Pierson-El had 596 punt return yards on 34 returns in 2014. Barney is the first Husker to top 100 punt return yards in a season since 2019. He ranks 15th nationally at 12.3 yards per punt return.
- The Huskers have blocked three kicks in 2025. Defensive back **Jamir Conn** has blocked a pair of punts, including a blocked punt against Michigan State that **Carter Nelson** returned for a touchdown. Conn also partially blocked a punt against Houston Christian. Defensive tackle **Riley Van Poppel** blocked a third-quarter Akron field goal attempt to preserve a shutout.
- Place-kicker **Kyle Cunanan** is 16-of-19 on field goals, including a career-long 52-yarder against Cincinnati. He had a season-high three field goals in the regular-season finale against Iowa. Cunanan is also 43-of-43 on PATs and has nine touchbacks on 18 kickoffs.
- Freshman punter **Archie Wilson** has downed 12 of his 32 punts inside the opponent 20-yard line, including three against Cincinnati and two in three other games. He averaged 49.2 yards on four punts against Michigan, and averaged 55.5 yards on two punts against Northwestern. Nebraska allowed just 22 yards in punt returns this season.

### CHARTING THE HUSKERS

CONSECUTIVE HOME SELLOUTS		
RK.	SCHOOL	SELLOUTS
1.	Nebraska	410
2.	Oklahoma	166

NATIONAL TITLES SINCE 1970		
RK.	SCHOOL	TITLES
1.	Alabama	12
2.	Nebraska	5
	Miami	5

WINS SINCE 1970		
RK.	SCHOOL	WINS
1.	Ohio State	536
2.	Oklahoma	525
3.	Alabama	521
4.	Georgia	507
5.	Michigan	504
6.	Nebraska	497
	Penn State	497

9-WIN SEASONS		
RK.	SCHOOL	SEASONS
1.	Alabama	56
2.	Oklahoma	51
3.	Nebraska	50

10-WIN SEASONS		
RK.	SCHOOL	SEASONS
1.	Alabama	44
	Oklahoma	44
3.	Ohio State	33
4.	Michigan	32
5.	Nebraska	27

WEEKS RANKED IN AP POLL		
RK.	SCHOOL	WEEKS
1.	Ohio State	1,015
2.	Michigan	942
3.	Oklahoma	921
4.	Alabama	906
	Notre Dame	906
6.	USC	829
7.	Texas	804
8.	Nebraska	733
9.	Penn State	717

WEEKS RANKED NO. 1 IN AP POLL		
RK.	SCHOOL	WEEKS
1.	Alabama	141
2.	Ohio State	121
3.	Oklahoma	101
4.	Notre Dame	98
5.	USC	91
6.	Florida State	72
7.	Nebraska	70
8.	Miami	68

## 2025 NOTABLES

### NU FINISHES NON-LEAGUE PLAY WITH UNBEATEN MARK

Nebraska completed non-conference play with a perfect 3-0 record with victories over Cincinnati, Akron and Houston Christian. The Huskers completed non-conference play unbeaten for the second straight season and have won nine straight games against non-conference competition.

- Nebraska's nine-game win streak against non-conference competition is the longest by the Huskers since a 12-game win streak spanning the 1999 to 2001 seasons.
- Nebraska was also a perfect 3-0 in non-conference play in 2024, and defeated Boston College in the Pinstripe Bowl. Before last season, Nebraska's previous unbeaten non-conference season was in 2016.

### NU POSTS BACK-TO-BACK DOMINANT WINS

Nebraska capped non-conference play with a pair of dominant victories—68-0 over Akron on Sept. 6 and 59-7 over Houston Christian on Sept. 13.

- The 68-0 victory marked Nebraska's most lopsided win since a 70-0 shutout at Kansas in 1986. The back-to-back wins by more than 50 points marked the first time NU had 50-plus margins in consecutive games since 2000 when NU defeated Texas Tech (56-3) and Baylor (59-0).
- The Huskers scored better than 50 points in consecutive games for the first time since the final two games of the 2007 season against Kansas State and at Colorado.
- Nebraska's 68 points against Akron were its most since a 73-7 victory over Idaho State in 2012.
- Against Akron, Nebraska posted its first shutout since a 33-0 victory over Arizona in the 2009 Holiday Bowl.
- The Huskers produced 728 yards of total offense against Akron. That total ranks as the eighth-most in school history and the most since posting 784 yards against FAU in 2014. Nebraska had 554 yards against Houston Christian marking the first time Nebraska has had back-to-back 500-yard games since the 2021 season (Fordham, Buffalo).
- Nebraska's 494 passing yards against Akron were the second-most in school history and the most since a school-record 519 passing yards against Kansas State in 2007. It was the 10th game with at least 400 passing yards in school history and the first since 2018 at Wisconsin.

## EKELER LEADS HUSKER SPECIAL TEAMS

**Mike Ekeler** is in his first season as Nebraska's special teams coordinator, and has directed dramatic improvement for the Huskers, earning him recognition as a Broyles Award nominee. Nebraska ranks in the top 25 nationally in blocked kicks, kickoff returns, kickoff return defense and punt returns, while also making 16-of-19 field goals. Ekeler, who coached the Husker linebackers from 2008 to 2010, served as Tennessee's special teams coordinator from 2021 to 2024.

- Ekeler brought a wealth of experience to the Husker sideline, as he has coached in every power conference (ACC, Big Ten, Big 12, Pac-12 and SEC) while serving on staffs at six of the 12 winning programs in college football history (Oklahoma, Nebraska, Georgia, Tennessee, USC and LSU).
- Tennessee led the nation in punt return yards and percentage of punts downed inside the opponent's 10-yard line over the course of Ekeler's four-year tenure.
- Ekeler's special teams units were routinely ranked in the top 25 during his time in Knoxville. In Ekeler's four seasons, Tennessee finished in the top 25 nationally in punt returns (2021, 2022, 2023, 2024), punt return defense (2021, 2022, 2023), net punting (2021, 2023), kickoff returns (2021), blocked punts (2021, 2023, 2024) and blocked kicks (2023).
- Ekeler has been a winner in his college coaching career. He has won 10 bowl games in his 20 years at a Power Four program. His teams have played for the national title three times, and he was a member of LSU's 2007 national championship team. In his first stint at Nebraska, Ekeler helped the Huskers to a pair of appearances in the Big 12 Championship Game in three seasons.

## NEBRASKA EXCELLING IN WINNING CATEGORIES

In addition to improved special teams, Nebraska has shown progress in critical areas that impact winning, including third downs, penalties and turnover margin.

- Nebraska has converted 45.2 percent of its third-down attempts to rank 31st nationally. On a game-winning fourth-quarter drive against Northwestern, the Huskers converted 4-of-4 third-down attempts with each of them 3rd and 5 or longer. Defensively, Nebraska ranks seventh in the Big Ten, allowing opponents to convert 38.3 percent of its third-down attempts.
- Nebraska is being flagged for 4.6 penalties per game to rank 15th nationally in fewest penalties per game. NU's 44.2 yards per game in penalty yardage is 27th nationally.
- Nebraska continues to make progress in turnover margin. The Huskers have lost just 10 turnovers this season to rank 10th nationally in that category. The school record for fewest turnovers in a season is 12 in 1992. Nebraska has had five turnover-free games this season.
- Nebraska is +3 in turnover margin in 2025. NU has not had a positive turnover margin since 2016. The Huskers were -17 in turnover margin in 2023, before improving to -2 in 2024.

## TRANSFERS ADD EXPERIENCE & PRODUCTION TO HUSKER ROSTER

Nebraska's success in the 2025 season was bolstered by the addition of several newcomers, highlighted by 15 first-year transfers.

- Ten transfers came from FBS programs while five came from the FCS. Of the 10 FBS transfers, eight came from Power Four programs.
- **Dane Key** started 36 games at Kentucky, before joining the Huskers. Key has five TD catches and 35 receptions this season. Key has 161 career receptions for 2,294 yards and 19 touchdowns. He is 19th receiving yards among active FBS players.
- **Nyзияh Hunter** caught 40 passes for 578 yards and five touchdowns for Cal in 2024. Hunter averages 14.3 yards on 43 receptions this season and has five touchdowns.
- Together, Key and Hunter have a combined 245 career receptions for 3,489 yards and 29 TDs.
- **Rocco Spindler** and **Elijah Pritchett** joined the offensive line after each was a starter for top-25 programs. Spindler started 23 games over four seasons at Notre Dame. Pritchett started 12 games at Alabama in 2024 and played in 29 games over his three years with the Crimson Tide. Spindler started all 12 regular-season games for Nebraska, but is out for the bowl game. Pritchett started the final eight games at left tackle.
- **Marques Watson-Trent** spent five seasons at Georgia Southern. He has played in 60 career games with 41 starts, making him the most experienced player on the Husker roster. He has made three starts in 2025 and has 35 tackles and 1.5 sacks. The 2024 Sun Belt Conference Defensive Player of the Year, Watson-Trent ranks second among all active FBS players with 400 career tackles.

- Nebraska added two FCS transfers to the secondary in **Jamir Conn** and **Andrew Marshall**. Conn played in 23 games with 11 starts in two years at Southern Illinois. Marshall was a first-team All-Big Sky cornerback at Idaho in 2024. He started 14 games in two seasons with the Vandals, and has started all 12 games in 2025.
- Nebraska also went to the FCS level to bolster its special teams units. **Kevin Gallic** is NU's long snapper after handling those duties for New Hampshire the past three seasons. Place-kicker **Kyle Cunanan** made 14-of-20 field goals over two seasons at Charlotte, and has hit 16-of-19 attempts with the Huskers, including a career-long 52-yarder against Cincinnati.

## SINGLE-DIGIT NUMBERS AWARDED THROUGH TEAM VOTE

For the third straight season, single-digit jersey numbers were awarded to the players who best represent what it means to be a Husker. The single-digit honorees were chosen through a players-only vote and the players then got to choose which single-digit number they wanted.

- The single-digit number tradition dates back to Rhule's time at Temple.

"I got really tired of having a guy in my program who was there for three years, four years, really busted his tail and represented the program the right way, and he finally gets to be a senior and wants to wear a single digit, he's earned it...and invariably coaches give [a recruit] a single digit to get him to come there. It never felt right to me. It should be something earned. It's really just who do we want our players to say 'this is a guy who represents everything it means to be a Husker. He's tough, he's hard working, he's competitive'. It's not a popularity contest, it's an opportunity for our team to say these are the guys that embody everything it means to be a Husker."

### NEBRASKA SINGLE-DIGIT JERSEY PLAYERS

- |                                 |                                  |
|---------------------------------|----------------------------------|
| » No. 0 Javin Wright, LB        | » No. 5 Riley Van Poppel, DL     |
| » No. 1 Ceyair Wright, DB       | » No. 6 Dane Key, WR             |
| » No. 2 Jacory Barney Jr., WR   | » No. 7 Malcolm Hartzog Jr., DB* |
| » No. 3 Marques Buford Jr., DB* | » No. 8 DeShon Singleton, DB*    |
| » No. 4 Janiran Bonner, WR      | » No. 9 Vincent Shavers Jr., LB  |

*\*also wore a single-digit jersey during the 2024 season*

## NEBRASKA AMONG TOP ALL-TIME PROGRAMS

Nebraska is playing its 136th football season this fall, and the Huskers have historically been one of the top programs in college football history.

- NU ranks eighth in NCAA history with 931 wins and ninth with 54 all-time bowl game appearances.
- The Huskers have won five national titles. Nebraska's four AP national championships (1970, 1971, 1994, 1995) rank seventh all-time and NU's four coaches poll titles (1971, 1994, 1995, 1997) rank fifth.
- Nebraska's 46 conference titles rank second in NCAA history.

## HUSKERS ALSO EXCEL IN THE CLASSROOM

In addition to being one of the winningest and most successful program in NCAA history, the Nebraska football program has also led the way in the classroom.

- Nebraska football has produced more Academic All-Americans (108) and more NCAA Impact Award (formerly Top Ten) winners (9) than any other team in any sport in NCAA history.
- Nebraska led the Big Ten with 81 Academic All-Big Ten selections for the 2025 season.
- Following the 2025 spring semester, the cumulative grade-point average for all members of the Nebraska football team was 3.304, the highest in recorded history.

## NEBRASKA FOOTBALL FACTS

### HISTORY

Season of Football.....	136th
All-Time Games Played .....	1,406
National Ranking in All-Time Wins .....	8th
All-Time Bowl Appearances .....	55
National Ranking in Bowl Appearances .....	9th

### CHAMPIONSHIPS

National Championships .....	5
Back-to-Back National Championships .....	2
Undefeated Seasons .....	11
Perfect Seasons .....	9
Conference Championships .....	46

### RECORD BREAKDOWN

All-Time Record .....	931-435-40
All-Time Bowl Record .....	27-27
Home Games .....	568-178-20
Memorial Stadium .....	441-155-13
Record in August .....	16-3-0
Record in September .....	189-57-6
Record in October .....	374-155-19
Record in November .....	312-184-15
Record in December .....	25-15-0
Record in January .....	14-21-0
Record in February .....	1-0-0
In Overtime.....	8-9
At Night.....	110-53-3
When Scoring 35+ Points.....	382-11
When Allowing 10 Points or Less ...	587-47-29
vs. Big Ten Teams .....	137-141-9
» In Big Ten Play (since 2011).....	57-73
» Home.....	31-33
» Away.....	26-38
» Neutral .....	0-2
vs. Ranked Teams .....	106-150-3
» Home.....	52-52-0
» Away.....	28-70-3
» Neutral .....	26-28-0
» vs. No. 1 Team.....	1-10-0
» as No. 1 Team .....	46-7-1

### STREAKS

Consecutive Games Scoring a Point .....	376
Consecutive Home Games Scoring a Point...	380
Consecutive Home Sellouts.....	410
Record in Sellout Streak .....	330-80
» vs. Ranked Teams.....	47-42

### INDIVIDUAL HONORS

College Football Hall of Fame Players .....	20
College Football Hall of Fame Coaches.....	7
First-Team All-Americans .....	110
Unanimous All-Americans.....	54
Academic All-Americans*.....	108
NCAA Impact Award Winners* .....	9
Heisman Trophy Winners .....	3
Walter Camp Award Winners.....	3
Maxwell Trophy Winners .....	1
Outland Trophy Winners*.....	9
Lombardi Trophy Winners.....	5
Butkus Award Winners.....	1
Johnny Unitas Golden Arm Award Winners...	1
Davey O'Brien Award Winners .....	1
Rimington Award Winners.....	1
Bednarik Award Winners .....	1
Nagurski Trophy Winners .....	1
Retired Jerseys .....	25
First-Team All-Conference Selections .....	520

*\*Total leads the nation*

## COACHING LEDGER

### NEBRASKA (2023-25)

- Head Coach

### CAROLINA PANTHERS (2020-22)

- Head Coach

### BAYLOR (2017-2019)

- Head Coach

### TEMPLE (2013-16)

- Head Coach

### NEW YORK GIANTS (2012)

- Assistant Coach (Assistant OL)

### TEMPLE (2006-11)

- Offensive Coordinator (TE)/  
Recruiting Coordinator (2011)
- Offensive Coordinator (QB)  
(2008-10)
- Assistant Coach (QB)/  
Recruiting Coordinator (2007)
- Assistant Coach (DL) (2006)

### WESTERN CAROLINA (2002-05)

- Assistant Head Coach (OL)/  
Running Game Coordinator/  
Special Teams (2005)
- Assistant Head Coach  
(Special Teams/LB) (2003-04)
- Assistant Coach  
(Special Teams/LB) (2002)

### UCLA (2001)

- Assistant Coach (Assistant DL)

### BUFFALO (1999-2000)

- Assistant Coach (DL) (2000)
- Assistant Coach (Assistant DL) (1999)

### ALBRIGHT [PA.] COLLEGE (1998)

- Assistant Coach (LB)

## HEAD COACHING RECORDS

YEAR	TEAM (ROLE)	RECORD
2013	Temple	2-10
2014	Temple	6-6
2015	Temple	10-4
2016	Temple	10-3
<b>4 SEASONS</b>		<b>28-23</b>
2017	Baylor	1-11
2018	Baylor	7-6
2019	Baylor	11-3
<b>3 SEASONS</b>		<b>19-20</b>
2020	Carolina Panthers	5-11
2021	Carolina Panthers	5-12
2022	Carolina Panthers	1-4
<b>2+ SEASONS</b>		<b>11-27</b>
2023	Nebraska	5-7
2024	Nebraska	7-6
2025	Nebraska	7-5
<b>3 SEASONS</b>		<b>19-18</b>
<b>13 CAREER SEASONS</b>		<b>76-88</b>
<b>10 COLLEGE SEASONS</b>		<b>66-61</b>

# HEAD COACH MATT RHULE

2019 NATIONAL COACH OF THE YEAR



- 3RD SEASON AT NEBRASKA
- 10TH COLLEGIATE SEASON
- 13TH CAREER SEASON

Matt Rhule has a proven track record as a program builder. In his first two collegiate head coaching jobs at Temple (2013-16) and Baylor (2017-19), Rhule led both the Owls and the Bears to their most victories in school history in just his third season. He also took both teams to the conference championship game in year three.

Rhule took Temple from two wins in his first season to a school-record 10 victories in both his third and fourth seasons with an appearance in the conference championship game both seasons. He then took Baylor from one win in his first season to a school-record 11 victories in his third season and an appearance in the Big 12 Championship Game and the Sugar Bowl.

At Nebraska, Rhule led Nebraska to a 7-6 record and a bowl victory in his second season in 2024, marking the Huskers' first winning record in eight years and first bowl win in nine years. This season he has guided Nebraska to back-to-back winning seasons for the first time in 11 years and Nebraska's second consecutive bowl appearance.

### TAKING TEMPLE TO NEW HEIGHTS

In his tenure at Temple from 2013 to 2016, Rhule took the Owls to new heights.

- In Rhule's second season in 2014, Temple posted the program's first win over an SEC team since 1938, its first win over a ranked opponent in 16 seasons and the program's largest margin of victory in nearly 50 years.
- Rhule won 10 games in both 2015 and 2016. He is responsible for two of the three 10-win seasons in Temple's 125-year history.
- He also took the Owls to back-to-back bowl games in 2015 and 2016, the first time Temple played in a bowl in consecutive seasons.
- In 2015, Rhule led Temple to the American Athletic Conference Championship Game, the first conference title game in program history.
- The next season, Rhule guided the Owls to their second conference title in program history and the first in nearly 40 years.
- Temple has spent a total of 16 weeks ranked in the 88-year history of the Associated Press top-25 poll. More than half of those top-25 rankings (9) came under Rhule in 2015 and 2016.

### AN ENCORE AT BAYLOR

At Temple, Rhule led the Owls to their highest season win total in program history, their first conference championship game appearance and an impressive run in the national rankings. He produced an encore by repeating each of those same feats in three seasons at Baylor.

- Baylor finished with 11 losses in Rhule's first season in 2017 but two years later, he guided the Bears to 11 wins in 2019. Baylor became the first Power Conference program to go from 11 losses to 11 wins in two or fewer seasons.
- Baylor won its final two games of the 2018 season and its first nine games of the 2019 campaign. The 11 straight victories marked the second-longest winning streak in school history, while Baylor's 9-0 start in 2019 was the best start in program history.
- In his third season in 2019, Rhule led Baylor to its most wins (11) in school history, the Bears advanced to their first Big 12 Championship Game and played in the Sugar Bowl for only the second time in program history.
- Baylor finished with a No. 13 ranking in 2019, its second-highest final ranking since 1951.

# NEBRASKA COACHING STAFF



**DANA HOLGORSEN**  
Offensive  
Coordinator



**PHIL SNOW**  
Interim Defensive  
Coordinator



**MIKE EKELER**  
Special Teams  
Coordinator



**E.J. BARTHEL**  
Running Backs



**ROB DVORACEK**  
Linebackers



**MARCUS SATTERFIELD**  
Tight Ends



**DAKIEL SHORTS JR.**  
Wide Receivers



**PHIL SIMPSON**  
Outside Linebackers



**GLENN THOMAS**  
Quarterbacks/  
Co-Offensive Coordinator



**GEEP WADE**  
Offensive Line



**ADDISON WILLIAMS**  
Secondary



**RON BROWN**  
Offensive Assistant/  
Returners



**AARON COELING**  
Assistant Offensive Line



**ADAM DIMICHELE**  
Assistant Secondary/  
Safeties



**BRETT MAHER**  
Assistant Special Teams



**JOSH MARTIN**  
Assistant Special Teams



**NICK HUMPHREY**  
Special Teams Analyst



**JAMAR MOZEE**  
Senior Football Assistant



**ANDREW VERBOYS**  
Assistant Wide Receivers



**NOAH KNOELL**  
Graduate Assistant



**IRA SAVAGE-LEWIS**  
Graduate Assistant



**MIKE WILLIAMS**  
Graduate Assistant



**ROB AURICH**  
2026 Defensive  
Coordinator



**ROY MANNING**  
2026 Defensive Assistant



**LONNIE TEASLEY**  
2026 Run Game  
Coordinator



**COREY CAMPBELL**  
Head Football  
Strength Coach



**PAT STEWART**  
General Manager



**DR. SUSAN ELZA**  
Assistant A.D. of  
Football Administration



**JARRETT WISHON**  
Chief of Staff



**SEAN PADDEN**  
Assistant A.D. for  
Strategic Intelligence

## SCOUTING THE UTAH UTES



No. 15 Utah recorded a 10-2 overall record and 7-2 mark in Big 12 play after ending the regular season with five consecutive victories.

The Utes enter the Vegas Bowl matchup with the Big Red averaging 41.1 points and 478.6 yards per game, with 208.8 yards per game through the air and 269.8 yards per game on the ground. Wayshawn Parker leads the Utah rushing attack with 133 carries for 931 yards and six touchdowns, followed by quarterback Devon Dampier with 687 yards and seven scores on 127 rushes.

In the passing game, Dampier has completed 193-of-303 passes for 2,180 yards, 22 touchdowns and five interceptions. Ryan Davis has a team-high 57 receptions for 659 yards and four touchdowns, followed by Dallen Bentley with 514 yards and five touchdowns on 42 catches.

Defensively, the Utes are allowing 18.7 points per game and 360.3 yards per game this season. Johnathan Hall leads the Utah defense with 65 tackles, while John Henry Daley has posted a team-best 17.5 tackles for loss and 11.5 sacks on the year.

## 2025 UTAH STAT LEADERS

RUSHING	ATT.	YDS	YPC	YPG	TD
Wayshawn Parker	133	931	7.0	77.6	6
Devon Dampier	127	687	5.4	62.5	7
Byrd Ficklin	56	503	9.0	45.7	10

PASSING	CMP-ATT-INT	PCT	YDS	YPG	TD
Devon Dampier	193-303-5	63.7	2,180	198.2	22

RECEIVING	REC.	YDS	YPC	YPG	TD
Ryan Davis	57	659	11.6	59.9	4
Dallen Bentley	42	514	12.2	42.8	5
JJ Buchanan	22	351	16.0	29.3	4
Larry Simmons	14	271	19.4	22.6	6
Wayshawn Parker	10	132	13.2	11.0	3

PUNTING	NO.	YDS	AVG	LG	I20	50+
Orion Phillips	35	1,502	42.9	67	13	8

8/30	at UCLA	W, 43-10
9/6	Cal Poly	W, 63-9
9/13	at Wyoming	W, 31-6
9/20	#17 Texas Tech	L, 34-10
9/27	at West Virginia	W, 48-14
10/11	#21 Arizona State	W, 42-10
10/18	at #15 BYU	L, 24-21
10/25	Colorado	W, 53-7
11/1	#17 Cincinnati	W, 45-14
11/15	at Baylor	W, 55-28
11/22	Kansas State	W, 51-47
11/28	at Kansas	W, 31-21

PUNT RET.	NO.	YDS	AVG	TD
Mana Carvalho	15	211	14.1	1

KICK RET.	NO.	YDS	AVG	TD
Daniel Bray	4	79	19.8	0

FIELD GOALS	FG-ATT	PCT	LG
Dillon Curtis	10-14	71.4	54

TACKLES	TACK	TFL	SCK
Johnathan Hall	65	6.0	2.5
Jackson Bennee	61	3.0	0.5
Lander Barton	51	3.5	1.5
Tao Johnson	48	2.5	--
John Henry Daley	48	17.5	11.5
Logan Fano	44	7.5	4.5
Levani Damuni	38	4.0	1.0
Smith Snowden	37	2.0	--

## HEAD COACH INFORMATION

HEAD COACH  
KYLE WHITTINGHAM

- 21st Season at Utah (177-88 Record)
- 21st Career Season (177-88 Record)

Kyle Whittingham, who is tied as the second-longest tenured head coach at the same school in FBS, is in his 21st and final season at the helm and 32nd overall season at Utah in 2025 at the Utes' all-time wins leader.

In the Utes' second season in the Big 12, Whittingham began the season ranked second among active Big 12 head coaches in career victories at the FBS level, while his total ranked fifth among all active FBS head coaches and fourth among head coaches at the same school coming into the 2025 season.

Since 2019, the Utes have produced some of the best offenses and defenses in program history, winning back-to-back Pac-12 Championships in 2021 and 2022, also finishing with its highest final CFP Poll ranking in program history in 2022 (10-4 overall, No. 8).

Individually, Whittingham has had 35 players make All-America teams during his time as head coach, including 17 that have made major All-America first-teams, with 10 earning consensus or unanimous honors. Whittingham's players have also won a total of 102 first-team all-conference awards, including 57 in Utah's 14 total seasons at the Power Conference level.

## WHITTINGHAM VS. NEBRASKA

Whittingham will face Nebraska for the first time in his career in the Vegas Bowl.

## UTAH INFORMATION

Utah has fielded a football team since 1892 and the Utes have tallied nearly 734 wins as a program, claiming 28 conference titles.

The Utes have an overall bowl record of 17-9. Most recently, Utah fell 14-7 to Northwestern in the Las Vegas Bowl in 2023.

- **First Year:** 1892
- **All-Time Record:** 734-491-31
- **Bowl Record:** 17-9
- **Conference Titles:** 28
- **National Titles:** 0
- **Stadium:** Rice-Eccles Stadium
- **Capacity:** 51,444
- **Playing Surface:** FieldTurf
- **Location:** Salt Lake City, Utah
- **Enrollment:** 38,261
- **Colors:** Red and White

2025 STATISTICAL RANKING COMPARISON						
NEB	NAT.	B1G	CATEGORY	BIG 12	NAT.	UTAH
144.7	81st	10th	Rushing Offense	1st	2nd	269.8
228.2	63rd	9th	Passing Offense	12th	87th	208.8
372.8	79th	8th	Total Offense	2nd	6th	478.6
29.3	55th	8th	Scoring Offense	2nd	5th	40.9
171.3	94th	14th	Rushing Defense	14th	112th	182.8
141.1	2nd	2nd	Pass Defense	2nd	17th	177.5
312.3	22nd	7th	Total Defense	8th	61st	360.3
23.0	53rd	11th	Scoring Defense	2nd	17th	18.7
45.2%	31st	7th	3rd-Down Offense	1st	4th	52.8%
38.3%	58th	7th	3rd-Down Defense	2nd	19th	33.1%
84.3%	70th	12th	Red Zone Offense	4th	28th	90.4%
96.8%	133rd	18th	Red Zone Defense	4th	33rd	79.3%
37.63	102nd	14th	Net Punting	7th	45th	40.43
13.64	17th	5th	Punt Returns	2nd	16th	13.77
5.50	33rd	6th	Punt Return Defense	3rd	24th	4.50
26.30	6th	1st	Kickoff Returns	16th	128th	14.23
17.00	21st	6th	Kick Return Defense	6th	65th	19.75
4.58	15th	10th	Penalties	11th	70th	6.08
44.17	27th	11th	Penalty Yards	7th	49th	49.92
13	92nd	12th	Turnovers Gained	8th	49th	17
10	10th	5th	Turnovers Lost	1st	20th	12
+0.25	47th	9th	Turnover Margin	5th	34th	+0.42

# THE LAST TIME AN INDIVIDUAL...

## OFFENSE

### 100 YARDS RUSHING

**Nebraska:** Emmett Johnson (217) vs. Iowa (Nov. 28, 2025)  
**Opponent:** Kaytron Allen (160) at Penn State (Nov. 22, 2025)

### 200 YARDS RUSHING

**Nebraska:** Emmett Johnson (217) vs. Iowa (Nov. 28, 2025)  
**Opponent:** Braelon Allen (228), at Wisconsin (Nov. 20, 2021)

### 300 YARDS RUSHING

**Nebraska:** Roy Helu Jr. (307), vs. Missouri (Oct. 30, 2010)  
**Opponent:** Melvin Gordon (408), at Wisconsin (Nov. 15, 2014)

### 4 RUSHING TOUCHDOWNS

**Nebraska:** Ameer Abdullah (4), at Northwestern (Oct. 18, 2014)  
**Opponent:** Melvin Gordon (4), at Wisconsin (Nov. 15, 2014)

### MORE THAN 4 RUSHING TOUCHDOWNS

**Nebraska:** Calvin Jones (6), at Kansas (Nov. 9, 1991)  
**Opponent:** Chris Brown (6), at Colorado (Nov. 23, 2001)

### 300 YARDS PASSING

**Nebraska:** Dylan Raiola (308), vs. Michigan (Sept. 20, 2025)  
**Opponent:** Grayson James (301), vs. Boston College (Dec. 28, 2024)

### 400 YARDS PASSING

**Nebraska:** Tanner Lee (431), at Purdue (Oct. 28, 2017)  
**Opponent:** Kyle Vantrease (409), Georgia Southern (Sept. 10, 2022)

### 500 YARDS PASSING

**Nebraska:** Joe Ganz (510), vs. Kansas State (Nov. 10, 2007)  
**Opponent:** Tim Rattay (590), vs. Louisiana Tech (Aug. 29, 1998)

### 30 COMPLETIONS

**Nebraska:** Dylan Raiola (30), vs. Michigan (Sept. 20, 2025)  
**Opponent:** Shedeur Sanders (31), at Colorado (Sept. 9, 2023)

### 40 COMPLETIONS

**Nebraska:** Never Happened  
**Opponent:** Clayton Thorson (41), at Northwestern (Oct. 13, 2018)

### 4 PASSING TOUCHDOWNS

**Nebraska:** Dylan Raiola (4), at Maryland (Oct. 11, 2025)  
**Opponent:** Luke Altmeyer (4), vs. Illinois (Sept. 20, 2024)

### MORE THAN 4 PASSING TOUCHDOWNS

**Nebraska:** Joe Ganz (7), vs. Kansas St. (Nov. 10, 2007)  
**Opponent:** J.T. Barrett (5), vs. Ohio State (Oct. 14, 2017)

### TD PASS BY A NON-QUARTERBACK

**Nebraska:** De'Mornay Pierson-El (WR), at Northwestern (Oct. 18, 2014)  
**Opponent:** Brayden Willis (TE), vs. Oklahoma (Sept. 17, 2022)

### 10 RECEPTIONS

**Nebraska:** Trey Palmer (10), vs. Oklahoma (Sept. 17, 2022)  
**Opponent:** Travis Hunter (10), vs. Colorado (Sept. 7, 2024)

### 100 RECEIVING YARDS

**Nebraska:** Nyjah Hunter (125), at Maryland (Oct. 11, 2025)  
**Opponent:** Vinny Anthony II (137), vs. Wisconsin (Nov. 23, 2024)

### 200 RECEIVING YARDS

**Nebraska:** Trey Palmer (237), at Purdue (Oct. 15, 2022)  
**Opponent:** Jaxon Smith-Njigba (240), vs. Ohio State (Nov. 6, 2021)

### 3 RECEIVING TOUCHDOWNS

**Nebraska:** Brandon Kinnie (3), at Oklahoma State (Oct. 23, 2010)  
**Opponent:** Dezmon Briscoe (3), at Kansas (Nov. 3, 2007)

### 500 TOTAL OFFENSE YARDS

**Nebraska:** Joe Ganz (521), at Colorado (Nov. 23, 2007)  
**Opponent:** Tim Rattay (568), vs. Louisiana Tech (Aug. 29, 1998)

## LONG OFFENSIVE PLAYS

### 60-69 YARD RUN

**Nebraska:** Trey Palmer (60), at Purdue (Oct. 15, 2022)  
**Opponent:** Dillon Gabriel (61), vs. Oklahoma (Sept. 17, 2022)

### 70-79 YARD RUN

**Nebraska:** Emmett Johnson (70) vs. Iowa (Nov. 28, 2025)  
**Opponent:** Darius Taylor (71), at Minnesota (Oct. 17, 2025)

### 80-89 YARD RUN

**Nebraska:** Xavier Betts (83, TD), vs. Northwestern (Oct. 2, 2021)  
**Opponent:** Jonathan Taylor (88, TD), at Wisconsin (Oct. 6, 2018)

### 90-99 YARD RUN

**Nebraska:** Taylor Martinez (92, TD), at UCLA (Sept. 8, 2012)  
**Opponent:** Eli Roberson (91, TD), vs. Kansas St. (Nov. 16, 2002)

### 60-69 YARD PASS

**Nebraska:** Raiola to Hunter (64, TD), at Maryland (Oct. 11, 2025)  
**Opponent:** Howard to Smith (60), at Ohio State (Oct. 26, 2024)

### 70-79 YARD PASS

**Nebraska:** Haarberg to Lloyd (73, TD), vs. Purdue (Oct. 28, 2023)  
**Opponent:** Stratton to Johnson (72, TD), at Iowa (Nov. 29, 2024)

### 80-89 YARD PASS

**Nebraska:** Thompson to Palmer (87, TD), at Iowa (Nov. 25, 2022)  
**Opponent:** Plummer to Bell (89, TD), at Purdue (Dec. 5, 2020)

### 90-99 YARD PASS

**Nebraska:** Armstrong Jr. to Enunwa (99, TD), vs. Georgia (Jan. 1, 2014)  
**Opponent:** Montez to Nixon (96, TD), at Colorado (Sept. 7, 2019)

## DEFENSE

### 15 TACKLES

**Nebraska:** Luke Reimer (15), vs. Northwestern (Aug. 27, 2022)  
**Opponent:** Dorian Hopkins (16), UTEP (Aug. 31, 2024)

### 20 TACKLES

**Nebraska:** Lee Kunz (23), at Oklahoma (Nov. 25, 1977)  
**Opponent:** Ryan Greenhagen (31), Fordham (Sept. 4, 2021)\*  
 \*-opponent school record

### 3.0 OR MORE SACKS

**Nebraska:** Randy Gregory (3.0), at Michigan (Nov. 9, 2013)  
**Opponent:** Mustaf Johnson (3.0), at Colorado (Sept. 7, 2019)

### 5 OR MORE TFLs

**Nebraska:** Ciente Evans (5), vs. Northwestern (Nov. 2, 2013)  
**Opponent:** A.J. Epenesa (5), Iowa (Nov. 29, 2019)

### 5 PASS BREAKUPS

**Nebraska:** Dicaprio Bootle (5), at Michigan (Sept. 22, 2018)  
**Opponent:** Never Happened

### 2 INTERCEPTIONS

**Nebraska:** DeShon Singleton (2), vs. Michigan State (Oct. 4, 2025)  
**Opponent:** Tarheed Still (2), and Dante Trader Jr. (2) vs. Maryland (Nov. 11, 2023)

### MORE THAN 2 INTERCEPTIONS

**Nebraska:** Matt O'Hanlon (3), vs. Oklahoma (Nov. 7, 2009)  
**Opponent:** Anthony Brown (3), at Purdue (Oct. 31, 2015)

### RETURNED AN INTERCEPTION FOR A TOUCHDOWN

**Nebraska:** Ceyair Wright (45 yards), at USC (Nov. 16, 2024)  
**Opponent:** Dontay Joyner (67 yards), at Maryland (Oct. 11, 2025)

### RETURNED A FUMBLE FOR A TOUCHDOWN

**Nebraska:** Williams Nwaneri (29 yards) vs. Houston Christian (Sept. 13, 2025)  
**Opponent:** Kyrdan Jenkins (55 yards) vs. Purdue (Oct. 28, 2023)

## SPECIAL TEAMS

### PUNT RETURN TOUCHDOWN

**Nebraska:** JD Spielman (76 yds), vs. South Alabama (Aug. 31, 2019)  
**Opponent:** Jayden Reed (62 yards), at Michigan State (Sept. 25, 2021)

### KICKOFF RETURN TOUCHDOWN

**Nebraska:** Kenneth Williams (95 yards), vs. Northwestern (Oct. 25, 2025)  
**Opponent:** Stephen Bracey (91 yards), at Wisconsin (Nov. 20, 2021)

### BLOCKED PUNT

**Nebraska:** Jamir Conn (1), vs. Michigan State (Oct. 4, 2025)  
**Opponent:** Flip Dixon (1), Jamier Wright-Collins (1) vs. Rutgers (Oct. 5, 2024)

### BLOCKED PUNT RETURNED FOR TOUCHDOWN

**Nebraska:** Carter Nelson (3 yards), vs. Michigan State (Oct. 4, 2025)  
**Opponent:** Kyler Fisher (14 yds), vs. Iowa (Nov. 26, 2021)

## THE LAST TIME A TEAM...

### OFFENSE

#### 300 YARDS RUSHING

**Nebraska:** vs. Louisiana Tech, Sept. 23, 2023 (312)  
**Opponent:** vs. Oklahoma, Sept. 17, 2022 (312)

#### 400 YARDS RUSHING

**Nebraska:** vs. Northwestern, Oct. 2, 2021 (427)  
**Opponent:** at Minnesota, Nov. 11, 2017 (409)

#### 500 YARDS RUSHING

**Nebraska:** at Baylor, Oct. 13, 2001 (641)  
**Opponent:** at Wisconsin, Nov. 15, 2014 (581)

#### 300 YARDS PASSING

**Nebraska:** vs. Michigan, Sept. 20, 2025 (308)  
**Opponent:** vs. Boston College, Dec. 28, 2024 (301)

#### 400 YARDS PASSING

**Nebraska:** vs. Akron, Sept. 6, 2025 (494)  
**Opponent:** Georgia Southern, Sept. 10, 2022 (409)

#### 500 YARDS PASSING

**Nebraska:** vs. Kansas State, Nov. 10, 2007 (519)  
**Opponent:** Louisiana Tech, Aug. 29, 1998 (590)

#### 600 YARDS OF OFFENSE

**Nebraska:** vs. Akron, Sept. 6, 2025 (728)  
**Opponent:** at Purdue, Oct. 15, 2022 (606)

#### 700 YARDS OF OFFENSE

**Nebraska:** vs. Akron, Sept. 6, 2025 (728)  
**Opponent:** Never accomplished

#### 50 POINTS

**Nebraska:** vs. Houston Christian, Sept. 13, 2025 (Nebraska won, 59-7)  
**Opponent:** at Indiana, Oct. 19, 2024 (Indiana won, 56-7)

#### 60 POINTS

**Nebraska:** vs. Akron, Sept. 6, 2025 (Nebraska won, 68-0)  
**Opponent:** at Ohio State, Nov. 5, 2016 (Ohio State won 62-3)

#### TWO 100-YARD RUSHERS

**Nebraska:** vs. Louisiana Tech, Sept. 23, 2023 (Haarberg, Grant)  
**Opponent:** Illinois, Nov. 21, 2020 (Epstein, Brown)

#### THREE 100-YARD RUSHERS

**Nebraska:** vs. Minnesota, Oct. 20, 2018 (Ozigbo, Martinez, Washington)  
**Opponent:** Wisconsin, Dec. 1, 2012 (Gordon, Ball, White)

#### TWO 100-YARD RECEIVERS

**Nebraska:** at Wisconsin, Nov. 20, 2021 (Allen, Toure)  
**Opponent:** at Ohio State, Oct. 24, 2020 (Wilson, Olave)

### BLOCKED PUNT FOR A SAFETY

**Nebraska:** Marquel Dismuke (1), vs. Illinois (Nov. 10, 2018)  
**Opponent:** Keandre Jones (1), vs. Ohio St. (Nov. 3, 2018)

### BLOCKED FIELD GOAL

**Nebraska:** Riley Van Poppel (1) vs. Akron (Sept. 6, 2025)  
**Opponent:** Joe Anderson (1) and Damarjhe Lewis (1) at Purdue (Sept. 28, 2024)

### BLOCKED FG RETURNED FOR TOUCHDOWN

**Nebraska:** Quinton Newsome (68 yards), vs. Purdue (Oct. 28, 2023)  
**Opponent:** Never Happened

### DEFENSE

#### POSTED A SHUTOUT

**Nebraska:** vs. Akron, Sept. 6, 2025 (68-0)  
**Opponent:** at Arizona State, Sept. 21, 1996 (19-0)

#### RECORDED A DEFENSIVE SAFETY

**Nebraska:** vs. Akron, Sept. 6, 2025 (68-0)  
**Opponent:** at Minnesota, Oct. 16, 2021 (23-30)

#### 2 DEFENSIVE TOUCHDOWNS

**Nebraska:** vs. South Alabama, Aug. 31, 2019 (1 IR, 1 fumble return)  
**Opponent:** Northern Illinois, Sept. 16, 2017 (2 interception returns)

#### 4 INTERCEPTIONS

**Nebraska:** vs. Wyoming, Sept. 10, 2016 (5)  
**Opponent:** Maryland, Nov. 11, 2023 (4)

#### 15 TFLs

**Nebraska:** at Michigan, Nov. 9, 2013 (16)  
**Opponent:** at Michigan, Sept. 22, 2018 (15)

#### 7 OR MORE SACKS

**Nebraska:** vs. Northwestern, Oct. 21, 2023 (8)  
**Opponent:** at Minnesota, Oct. 17, 2025 (9)

#### 15 PASS BREAKUPS

**Nebraska:** vs. Kansas, Oct. 2, 2004 (17)  
**Opponent:** Never Happened

## MISCELLANEOUS

### SAFETY OF ANY KIND

**Nebraska:** TFL in End Zone vs. Akron (Sept. 6, 2025)  
**Opponent:** Fumbled Punt Return vs. Iowa recovered in end zone (Nov. 28, 2025)

### WAS NOT PENALIZED

**Nebraska:** at Michigan State, Nov. 4, 2023  
**Opponent:** Michigan, Sept. 30, 2023

### OVERCAME A HALFTIME DEFICIT TO WIN

**Nebraska:** at Rutgers, Oct. 7, 2022 (trailed 13-0, won 14-13)  
**Opponent:** vs. USC, Nov. 21, 2025 (trailed 14-6, won 21-17)

### WON WHEN TRAILING AFTER 3 QUARTERS

**Nebraska:** at Maryland, Oct. 11, 2025 (trailed 31-24, won 34-31)  
**Opponent:** at Iowa, Nov. 29, 2024 (trailed 10-3, won 13-10)

### OVERTIME GAME

vs. Illinois, Sept. 20, 2024 (Illinois won 31-24)

### NEBRASKA OVERTIME WIN

at Iowa, Nov. 28, 2014 (Nebraska won 37-34)

## NUMERICAL ROSTER

NO.	NAME	POS.
0	Javin Wright	LB
1	Ceyair Wright	DB
2	Jacory Barney Jr.	WR
3	Marques Buford Jr.	DB
4	Janiran Bonner	WR
5	Riley Van Poppel	DL
6	Dane Key	WR
8	DeShon Singleton	DB
9	Vincent Shavers Jr.	LB
10	Heinrich Haarberg	TE
10	Andrew Marshall	DB
11	Demitrius Bell	WR
11	Cameron Lenhardt	DL
11	Bode Soukup	QB
12	Jalyn Gramstad	QB
12	Justyn Rhett	DB
13	Jamir Conn	DB
13	Nyziah Hunter	WR
14	TJ Lateef	QB
14	Amare Sanders	DB
16	Marcos Davila	QB
16	Elijah Jeudy	DL
17	Luke Longval	QB
17	Willis McGahee IV	LB
18	Quinn Clark	WR
18	Larry Tarver Jr.	DB
19	Cortez Mills Jr.	WR
19	Kahmir Prescott	DB
21	Rex Guthrie	DB
22	Isaiah Mozee	RB
22	Maverick Noonan	DL
23	Caleb Benning	DB
23	Conor Booth	RB
23	Blye Hill	DB
24	Derek Branch	DB
25	Jeremiah Charles	DB
26	Roman Mangini	WR
26	Brice Turner	DB
28	Kwinten Ives	RB
29	Carter Nelson	TE
29	Braylen Prude	DB
30	Tristan Alvano	PK
30	Vincent Genatone	RB
31	Mario Buford	DB
32	Trent Uhlir	LB
32	Kenneth Williams	RB
33	Marques Watson-Trent	LB
34	Preston Okafor	DB
35	Mekhi Nelson	RB
36	Rowdy Bauer	WR
37	Donovan Jones	DB
37	Kamdyn Koch	P
38	Thomas D'Onofrio	DB
39	David Höffken	DL
39	Bryson Webber	DB
40	Dawson Merritt	LB
41	Tanner Terch	DB
42	Derek Wacker	LB
43	Michael Booker III	LB
44	Luke Lindenmeyer	TE
45	Izaac Dickey	RB
46	Kevin Gallic	LS

## 2025 NEBRASKA FOOTBALL BOWL ROSTER

NO.	NAME	POS.	HT.	WT.	YR.	HOMETOWN (HIGH SCHOOL/COLLEGE)
30	* Alvano, Tristan	PK	6-1	210	So.	Omaha, Neb. (Westside)
2	** Barney Jr., Jacory	WR	6-0	170	So.	Florida City, Fla. (Palmetto)
36	Bauer, Rowdy	WR	5-11	195	RFr.	Norfolk, Neb. (Norfolk)
11	Bell, Demetrius	WR	6-0	195	So.	Nashville, Tenn. (McGavock)
23	Benning, Caleb	DB	5-11	200	RFr.	Omaha, Neb. (Westside)
4	** Bonner, Janiran	WR	6-2	225	Jr.	Ellenwood, Ga. (Cedar Grove)
43	* Booker III, Michael	LB	6-1	230	Sr.	Grand Prairie, Texas (South Grand Prairie)
23	Booth, Conor	RB	6-0	215	Fr.	Wahoo, Neb. (Bishop Neumann)
54	* Bower, Jacob	LB	6-1	220	So.	Rancho Santa Margarita, Calif. (Santa Margarita Catholic)
24	* Branch, Derek	DB	5-11	195	Sr.	Lincoln, Neb. (Southeast)
78	Brandl, Jacob	OL	6-3	310	So.	Omaha, Neb. (Creighton Prep)
66	Brix, Grant	OL	6-6	315	RFr.	Logan, Iowa (Logan-Magnolia)
31	* Buford, Mario	DB	6-0	185	So.	Chicago, Ill. (DeSoto [Texas])
3	*** Buford Jr., Marques	DB	5-11	190	Sr.	Chicago, Ill. (Trinity Christian [Texas]/St. Thomas More [Conn.] Prep)
88	Carpenter, Jackson	WR	6-1	200	Fr.	Lincoln, Neb. (Southwest)
25	* Charles, Jeremiah	DB	6-0	175	So.	Fort Worth, Texas (Arlington Martin)
18	Clark, Quinn	WR	6-5	210	RFr.	Bozeman, Mont. (Gallatin)
13	Conn, Jamir	DB	5-11	180	Jr.	Kansas City, Mo. (Lee's Summit North/Southern Illinois)
98	Connealy, Conor	DL	6-4	260	So.	Elkhorn, Neb. (Mount Michael Benedictine)
69	*** Corcoran, Turner	OL	6-6	310	Sr.	Lawrence, Kan. (Free State)
91	Cunanan, Kyle	PK	5-10	180	So.	Phoenix, Ariz. (Sunnyslope/Charlotte/Cal)
38	D'Onofrio, Thomas	DB	6-1	185	RFr.	Middleton, Wis. (Middleton)
69	Davidson, Landen	DL	6-4	305	RFr.	Broomfield, Colo. (Broomfield)
16	Davila, Marcos	QB	6-2	235	RFr.	Midland, Texas (Legacy/Purdue)
97	* Davis, Keona	DL	6-5	275	So.	Tucson, Ariz. (Salpointe Catholic)
45	Dickey, Izaac	RB	5-10	220	RFr.	Stromsburg, Neb. (Cross County)
55	Duda, Ethan	LB	6-5	250	RFr.	Omaha, Neb. (Elkhorn South)
48	Echternach, Cayden	TE	6-4	260	So.	Bennington, Neb. (Bellevue West)
51	** Evans, Justin	OL	6-2	315	Jr.	East Orange, N.J. (Irvington)
70	Fennessy, Nolan	OL	6-4	300	RFr.	Norfolk, Neb. (Norfolk Catholic)
94	* Flege, Aidan	LS	6-2	225	Sr.	Lincoln, Neb. (Southeast/Iowa Western CC)
46	Gallic, Kevin	LS	5-11	240	Sr.	Warren, N.J. (Lewiston/New Hampshire)
30	* Genatone, Vincent	RB	6-0	225	Jr.	North Platte, Neb. (North Platte/Montana)
86	* Goldman, Mason	DL	6-5	270	So.	Gretna, Neb. (Gretna)
77	* Gottula, Gunnar	OL	6-6	305	So.	Lincoln, Neb. (Southeast)
12	Gramstad, Jalyn	QB	6-0	200	Sr.	Lester, Iowa (West Lyon/Northwestern College)
21	Guthrie, Rex	DB	6-1	200	RFr.	Littleton, Colo. (Heritage)
10	** Haarberg, Heinrich	TE	6-5	230	Sr.	Kearney, Neb. (Kearney Catholic)
79	Hammerbeck, Shawn	OL	6-6	265	Fr.	Hamill, S.D. (Winner)
23	Hill, Blye	DB	6-4	195	So.	Baltimore, Md. (Mount St. Joseph/Saint Francis)
39	Höffken, David	DL	6-7	285	RFr.	Kiel, Germany
90	* Hohl, John	PK	6-0	195	So.	Lincoln, Neb. (Southwest/Iowa Western CC)
13	Hunter, Nyziah	WR	6-1	205	So.	Salinas, Calif. (Salinas/California)
82	Ingwerson, Eric	TE	6-7	255	RFr.	Papillion, Neb. (Papillion-La Vista)
28	* Ives, Kwinten	RB	6-3	215	So.	Beverly, N.J. (Palmyra)
16	** Jeudy, Elijah	DL	6-3	300	Sr.	Philadelphia, Pa. (Northeast/Texas A&M)
50	Jones, Christian	LB	6-2	235	Fr.	Elkhorn, Neb. (Westside)
37	Jones, Donovan	DB	6-1	200	RFr.	Omaha, Neb. (North)
80	Jones, Jeremiah	WR	6-4	225	Fr.	Murray, Ky. (Murray)
67	Ka'aha'aina-Torres, Houston	OL	6-3	300	Fr.	Waimanalo, Hawaii (Saint Louis)
6	Key, Dane	WR	6-3	210	Sr.	Lexington, Ky. (Frederick Douglass/Kentucky)
49	King, Danny	TE	6-4	245	RFr.	Bloomington, Minn. (Jefferson)
75	** Knaak, Tyler	OL	6-6	325	Jr.	Cottonwood Heights, Utah (Brighton/Utah)
74	Knutson, Brock	OL	6-7	310	So.	Scottsbluff, Neb. (Scottsbluff)
37	Koch, Kamdyn	P	6-2	200	RFr.	Westminster, Md. (Winters Mill)
14	Lateef, TJ	QB	6-1	200	Fr.	Compton, Calif. (Orange Lutheran)
92	Lefotu, Sua	DL	6-3	300	So.	Bellflower, Calif. (St. John Bosco)
11	** Lenhardt, Cameron	DL	6-3	270	Jr.	Staten Island, N.Y. (IMG [Fla.] Academy)
44	** Lindenmeyer, Luke	TE	6-3	250	Jr.	La Vista, Neb. (Papillion-La Vista)
17	Longval, Luke	QB	6-2	215	Jr.	Sioux City, Iowa (East/Iowa Western CC)
59	*** Lutovsky, Henry	OL	6-6	320	Sr.	Crawfordsville, Iowa (Mount Pleasant)
76	* Maciejczak, Jason	OL	6-3	310	So.	Pierre, S.D. (T.F. Riggs)
26	Mangini, Roman	WR	5-10	170	Jr.	Mesa, Ariz. (Desert Ridge)
56	Marks, Julian (Juju)	OL	6-4	310	Fr.	Olathe, Kan. (South)
87	Markway, Mac	TE	6-4	250	So.	St. Louis, Mo. (De Smet Jesuit/LSU)
10	Marshall, Andrew	DB	6-0	190	Jr.	Eastvale, Calif. (Eleanor Roosevelt/Idaho)
17	* McGahee IV, Willis	LB	6-1	240	So.	Miami, Fla. (Christopher Columbus)
40	Merritt, Dawson	LB	6-3	225	Fr.	Stillwell, Kan. (Blue Valley)
81	Miller, Hayes	WR	6-0	200	So.	Shawnee, Kan. (Mill Valley/Coffeyville CC)
19	Mills Jr., Cortez	WR	6-0	185	Fr.	Homestead, Fla. (Homestead)
56	Mooberry, Pierce	DL	6-3	220	Fr.	Omaha, Neb. (Millard North)
95	Moore, Gabe	DL	6-5	290	So.	Louisville, Miss. (Louisville/Mississippi State)
22	Mozee, Isaiah	RB	6-0	210	Fr.	Kansas City, Mo. (Lee's Summit North)
57	Murphy, Ashton	DL	6-5	275	RFr.	Elkhorn, Neb. (South)

29	*	Nelson, Carter	TE	6-5	240	So.	Ainsworth, Neb. (Ainsworth)
35		Nelson, Mekhi	RB	6-0	195	RFr.	Wilkes-Barre, Pa. (Wilkes-Barre/St. Thomas More [Conn.] Prep)
22		Noonan, Maverick	DL	6-4	245	So.	Omaha, Neb. (Elkhorn South)
96		Nwaneri, Williams	DL	6-7	265	RFr.	Lee's Summit, Mo. (North/Missouri)
94		Ochoa, Jordan	LB	6-4	240	RFr.	Castle Rock, Colo. (Castle View)
34		Okafor, Preston	DB	6-2	190	RFr.	Omaha, Neb. (Westside)
99	*	Parrott, Dylan	DL	6-5	320	Jr.	Eldridge, Iowa (North Scott)
58		Peters, Jake	OL	6-3	300	RFr.	Cedar Falls, Iowa (Cedar Falls)
93		Pietrzak, Kade	DL	6-5	265	Fr.	West Fargo, N.D. (Sheyenne)
19		Prescott, Kahmir	DB	6-1	195	RFr.	Philadelphia, Pa. (Neumann Goretti)
57		Pritchett, Elijah	OL	6-6	325	Jr.	Columbus, Ga. (Carver/Alabama)
65	**	Prochazka, Teddy	OL	6-10	320	Sr.	Elkhorn, Neb. (South)
29		Prude, Braylen	DB	6-4	200	RFr.	Pearland, Texas (Shadow Creek)
72		Pyle, Gibson	OL	6-5	295	RFr.	Houston, Texas (Klein Cain)
12		Rhett, Justyn	DB	6-1	200	So.	Las Vegas, Nev. (Bishop Gorman/Georgia)
52		Rogers, Dylan	LB	6-3	240	So.	Cypress, Texas (Cypress Woods)
14		Sanders, Amare	DB	6-1	190	RFr.	Miami, Fla. (Gulliver Prep)
46		Schutt, Connor	WR	6-6	225	RFr.	Wahoo, Neb. (Bishop Neumann)
9	*	Shavers Jr., Vincent	LB	6-1	225	So.	Miami, Fla. (Miami Central)
49		Simpson, Malcolm	DL	6-3	285	Fr.	Hitchcock, Texas (Hitchcock)
8	***	Singleton, DeShon	DB	6-3	210	Sr.	Greensburg, La. (St. Helena/Hutchinson [Kan.] CC)
84		Singleton Jr., DJ	WR	5-10	150	RFr.	Greensburg, La. (St. Helena/Lincoln [Neb.] East)
62		Sledge, Sam	OL	6-4	300	So.	Omaha, Neb. (Creighton Prep)
85		Smith, Keelan	WR	6-3	205	RFr.	Kansas City, Mo. (Liberty North)
11		Soukup, Bode	QB	6-2	205	RFr.	Blair, Neb. (Blair)
47	*	Stenger, Gage	LB	6-2	220	Jr.	Omaha, Neb. (Millard South)
59	*	Stewart, Rahmir	LB	5-11	220	So.	Philadelphia, Pa. (Imhotep Institute)
63		Tapu, Brian	OL	6-5	295	Fr.	South Auckland, New Zealand (Salt Lake City [Utah] West)
18		Tarver Jr., Larry	DB	5-11	175	RFr.	Miami, Fla. (Norland)
68		Taumua, Preston	OL	6-4	325	RFr.	Waipahu, Hawaii (Waipahu)
41		Terch, Tanner	DB	6-1	190	Fr.	Littleton, Colo. (Heritage)
71		Terry, Tyson	DL	6-2	310	Fr.	Omaha, Neb. (North)
26		Turner, Brice	DB	6-1	205	So.	Bay City, Texas (Bay City)
32		Uhlir, Trent	LB	6-1	235	RFr.	Battle Creek, Neb. (Battle Creek)
5	*	Van Poppel, Riley	DL	6-5	295	So.	Argyle, Texas (Argyle)
42		Wacker, Derek	LB	6-1	230	RFr.	Yutan, Neb. (Yutan)
33		Watson-Trent, Marques	LB	5-11	225	Sr.	Pittsburgh, Pa. (Blackhawk/Georgia Southern)
39		Webber, Bryson	DB	6-3	190	Fr.	Missouri City, Texas (Ridge Point)
32		Williams, Kenneth	RB	5-9	190	So.	Detroit, Mich. (Lincoln [Neb.] High)
83		Wilson, Archie	P	6-2	215	Fr.	Frankston South, Victoria, Australia (Haileybury Prep)
1	*	Wright, Ceyair	DB	6-0	190	Sr.	Los Angeles, Calif. (Loyola/USC)
0	***	Wright, Javin	LB	6-5	230	Sr.	Chandler, Ariz. (Hamilton)

Lettermen in Bold; \*Indicates Letters Earned

## NUMERICAL ROSTER

46	Connor Schutt	WR
47	Gage Stenger	LB
48	Cayden Echternach	TE
49	Danny King	TE
49	Malcolm Simpson	DL
50	Christian Jones	LB
51	Justin Evans	OL
52	Dylan Rogers	LB
54	Jacob Bower	LB
55	Ethan Duda	LB
56	Julian (Juu) Marks	OL
56	Pierce Mooberry	LB
57	Ashton Murphy	DL
57	Elijah Pritchett	OL
58	Jake Peters	OL
59	Henry Lutovsky	OL
59	Rahmir Stewart	LB
62	Sam Sledge	OL
63	Brian Tapu	OL
65	Teddy Prochazka	OL
66	Grant Brix	OL
67	Houston Ka'aha'aina-Torres	OL
68	Preston Taumua	OL
69	Turner Corcoran	OL
69	Landen Davidson	DL
70	Nolan Fennessy	OL
71	Tyson Terry	DL
72	Gibson Pyle	OL
74	Brock Knutson	OL
75	Tyler Knaak	OL
76	Jason Maciejczak	OL
77	Gunnar Gottula	OL
78	Jacob Brandl	OL
79	Shawn Hammerbeck	OL
80	Jeremiah Jones	WR
81	Hayes Miller	WR
82	Eric Ingwerson	TE
83	Archie Wilson	P
84	DJ Singleton Jr.	WR
85	Keelan Smith	WR
86	Mason Goldman	DL
87	Mac Markway	TE
88	Jackson Carpenter	WR
90	John Hohl	PK
91	Kyle Cunanan	PK
92	Sua Lefotu	DL
93	Kade Pietrzak	DL
94	Aidan Flege	LS
94	Jordan Ochoa	LB
95	Gabe Moore	DL
96	Williams Nwaneri	DL
97	Keona Davis	DL
98	Conor Connealy	DL
99	Dylan Parrott	DL

## PRONUNCIATION GUIDE

Rowdy Bauer.....BOW-er  
Janiran Bonner.....juh-NIGH-run  
Marques Buford Jr.....marr-KEESE  
Jamir Conn.....juh-MEER  
Conor Connealy..... kuh-KNEEL-ee  
Kyle Cunanan..... cue-NAN-unn  
Marcos Davila .....marr-KOSE DAH-vee-luh  
Thomas D'Onofrio..... duh-NOFF-ree-oh  
Aidan Flege..... FLEG-ee  
Kevin Gallic.....GAL-ick  
Vincent Genatone..... GINN-uh-tone  
Gunnar Gottula..... guh-TOO-luh  
Heinrich Haarberg.....HINE-rick HARR-burg  
David Hoffken..... DAW-vid HUFF-kinn  
John Hohl.....HOLE  
Nyziah Hunter.....nigh-ZAY-uh  
Eric Ingwerson.....ING-ger-sinn  
Elijah Jeudy.....JUDY  
Houston Ka'aha'aina-Torres...caw-AW-hah-HEY-nuh TORE-ess  
Tyler Knaak..... kuh-NOCK  
Brock Knutson..... kuh-NEWT-son

Kamdyn Koch..... COOK  
Sua Lefotu..... leh-FOE-too  
Henry Lutovsky..... loo-TAUV-skee  
Jason Maciejczak..... muh-CHAY-chock  
Dasan McCullough... duh-SONN muh-CULL-uh  
Isaiah Mozee..... MO-zee  
Williams Nwaneri..... wuh-NAIR-ee  
Jordan Ochoa..... oh-CHO-uh  
Kade Pietrzak..... PET-chock  
Teddy Prochazka..... pro-HAH-skuh  
Amare Sanders..... uh-MAR-ee  
DeShon Singleton..... dee-SHAWN  
Bode Soukup.....SOAK-up  
Gage Stenger..... STANG-er  
Brian Tapu.....TAW-poo  
Preston Taumua.....taw-uh-MOO-uh  
Trent Uhlir.....YOU-lurr  
Marques Watson-Trent.....mar-KWESS  
Ceyair Wright..... cee-AIR  
Javin Wright..... JAY-vinn

## CAREER STARTS - OFFENSE

PLAYER	'20	'21	'22	'23	'24	'25	ALL
Key	-	-	12^	12^	11^	11	46
Corcoran	1	11	12	7	4	4	39
Evans	-	-	0	5	13	12	30
Lutovsky	-	0	2	2	11	12	27
E. Johnson	-	-	0	6	5	12	23
Hunter	-	-	-	0%	8%	12	20
Pritchett	-	-	0#	0#	12#	8	20
Lindenmeyer	-	-	0	5	2	12	19
Gottula	-	-	-	0	9	7	16
Prochazka	-	2	3	6	0	5	16
Barney Jr.	-	-	-	-	4	12	16
Haarberg	-	0	0	8	1	1	10
Bonner	-	-	0	3	3	0	6
Lateef	-	-	-	-	-	3	3
Markway	-	-	-	1\$	0	0	1

\*at Notre Dame; ^at Kentucky; #at Alabama; %at Cal; \$at LSU

## CAREER STARTS - DEFENSE

PLAYER	'20	'21	'22	'23	'24	'25	ALL
Watson-Trent	0*	1*	11*	13*	12*	4	41
Hartzog	-	-	8	10	12	2	32
C. Wright	-	0#	11#	4#	8	8	31
Singleton	-	-	0	5	13	12	30
Buford Jr.	-	0	11	2	12	4	29
Marshall	-	-	-	1\$	13\$	12	26
McCullough	-	-	4!	7%	1%	7	19
J. Wright	0	0	1	1	1	10	13
Shavers Jr.	-	-	-	-	2	11	13
Lenhardt	-	-	-	4	2	6	12
Jeudy	-	0+	0+	0	1	11	12
Conn	-	-	-	0@	11@	0	11
Davis	-	-	-	-	0	11	11
D. Jones	-	-	-	-	0	10	10
Nwaneri	-	-	-	-	0	8	8
Guthrie	-	-	-	-	0	8	8
Hill	-	-	-	6'	0	0	6
Van Poppel	-	-	-	0	0	2	2
Merritt	-	-	-	-	-	2	2
Rogers	-	-	-	0	0	1	1
Charles	-	-	-	0	1	0	1
Moore	-	-	-	-	0	1	1
Pietrzak	-	-	-	-	-	1	1

\*at Georgia Southern; #at USC; !at Indiana; %at Oklahoma; \$at FCS Idaho; @at FCS Southern Illinois; +at Texas A&M; 'at FCS Saint Francis

## CAREER STARTS - SPECIAL TEAMS

PLAYER	'21	'22	'23	'24	'25	ALL
Cunanan	-	-	10*	3*	12	25
Alvano	-	-	12	3	0	15
Hohl	-	-	-	10	0	10
Wilson	-	-	-	-	10	10

\*at Charlotte

# NEBRASKA DEPTH CHART

## OFFENSE

### LEFT TACKLE

57	Elijah Pritchett	6-6   325   Jr.
66	Grant Brix	6-6   315   RFr.
74	Brock Knutson	6-7   310   So.

### LEFT GUARD

59	Henry Lutovsky	6-6   320   Sr.
76	Jason Maciejczak	6-3   310   So.

### CENTER

51	Justin Evans	6-2   315   Jr.
58	Jake Peters	6-3   300   RFr.

### RIGHT GUARD

75	Tyler Knaak	6-6   325   Jr.
62	Sam Sledge	6-4   300   So.

### RIGHT TACKLE

69	Turner Corcoran	6-6   310   Sr.
68	Preston Taumua	6-4   325   RFr.

### TIGHT END

44	Luke Lindenmeyer	6-3   250   Jr.
10	Heinrich Haarberg	6-5   230   Sr.
29	Carter Nelson	6-5   240   So.
48	Cayden Echternach	6-4   260   So.

### WIDE RECEIVER

13	Nyziah Hunter	6-1   205   So.
18	Quinn Clark	6-5   210   RFr.

### WIDE RECEIVER

6	Dane Key	6-3   210   Sr.
19	Cortez Mills Jr.	6-0   185   Fr.

### WIDE RECEIVER

2	Jacory Barney Jr.	6-0   170   So.
85	Keelan Smith	6-3   205   RFr.

### QUARTERBACK

14	TJ Lateef	6-1   200   Fr.
12	Jalyn Gramstad	6-0   200   Sr. OR
16	Marcos Davila	6-2   235   RFr.

### RUNNING BACK

22	Isaiah Mozee	6-0   210   Fr. OR
35	Mekhi Nelson	6-0   195   RFr.
28	Kwinten Ives	6-3   215   So.
32	Kenneth Williams	5-9   190   So.

## DEFENSE

### DEFENSIVE END

96	Williams Nwaneri	6-7   265   RFr. OR
11	Cameron Lenhardt	6-3   270   Jr.
93	Kade Pietrzak	6-5   265   Fr.

### NOSE GUARD

16	Elijah Jeudy	6-3   300   Sr. OR
5	Riley Van Poppel	6-5   295   So.
95	Gabe Moore	6-5   290   So.

### DEFENSIVE TACKLE

97	Keona Davis	6-5   275   So.
39	David Höffken	6-7   285   RFr.

### JACK

52	Dylan Rogers	6-3   240   So.
17	Willis McGahee IV	6-1   240   So.

### LINEBACKER

9	Vincent Shavers Jr.	6-1   225   So.
33	Marques Watson-Trent	5-11   225   Sr.

### LINEBACKER

0	Javin Wright	6-5   230   Sr.
40	Dawson Merritt	6-3   225   Fr.
54	Jacob Bower	6-1   220   So.

### ROVER

8	DeShon Singleton	6-3   210   Sr.
12	Justyn Rhett	6-1   200   So.

### CORNERBACK

10	Andrew Marshall	6-0   190   Jr.
14	Amare Sanders	6-1   190   RFr.

### SAFETY

21	Rex Guthrie	6-1   200   RFr.
3	Marques Buford Jr.	5-11   190   Sr.
23	Caleb Benning	5-11   200   RFr.

### NICKEL

1	Ceyair Wright	6-0   190   Sr.
13	Jamir Conn	5-11   180   Jr.

### CORNERBACK

37	Donovan Jones	6-1   200   RFr.
25	Jeremiah Charles	6-0   175   So.

## SPECIAL TEAMS

### PLACE-KICKER

91	Kyle Cunanan	5-10   180   So.
90	John Hohl	6-0   195   So.
30	Tristan Alvano	6-1   210   So.

### HOLDER

37	Kamdyn Koch	6-2   200   RFr.
12	Jalyn Gramstad	6-0   200   Sr.

### PUNTER

83	Archie Wilson	6-2   215   Fr.
37	Kamdyn Koch	6-2   200   RFr.

### LONG SNAPPER

46	Kevin Gallic	5-11   240   Sr.
94	Aidan Flege	6-2   225   Sr.

### KICK RETURNER

32	Kenneth Williams	5-9   190   So.
35	Mekhi Nelson	6-0   195   RFr.
2	Jacory Barney Jr.	6-0   170   So.
22	Isaiah Mozee	6-0   210   Fr.

### PUNT RETURNER

2	Jacory Barney Jr.	6-0   170   So.
10	Andrew Marshall	6-0   190   Jr.

# 2025 NEBRASKA GAME-BY-GAME STARTERS

## OFFENSIVE STARTING LINEUPS

OPPONENT	WR	WR	WR	TE	RT	RG	C	LG	LT	QB	RB	PK
Cincinnati	Hunter	Barney Jr.	Key	Lindenmeyer	Prochazka	Spindler	Evans	Lutovsky	Gottula	Raiola	Johnson	Cunanan
Akron	Hunter	Barney Jr.	Key	Lindenmeyer	Prochazka	Spindler	Evans	Lutovsky	Gottula	Raiola	Johnson	Cunanan
HCU	Hunter	Barney Jr.	Key	Lindenmeyer	Prochazka	Spindler	Evans	Lutovsky	Gottula	Raiola	Johnson	Cunanan
Michigan	Hunter	Barney Jr.	Key	Lindenmeyer	Prochazka	Spindler	Evans	Lutovsky	Gottula	Raiola	Johnson	Cunanan
Michigan St.	Hunter	Barney Jr.	Key	Lindenmeyer	Gottula	Spindler	Evans	Lutovsky	Pritchett	Raiola	Johnson	Cunanan
Maryland	Hunter	Barney Jr.	Key	Lindenmeyer	Gottula	Spindler	Evans	Lutovsky	Pritchett	Raiola	Johnson	Cunanan
Minnesota	Hunter	Barney Jr.	Key	Lindenmeyer	Gottula	Spindler	Evans	Lutovsky	Pritchett	Raiola	Johnson	Cunanan
Northwestern	Hunter	Barney Jr.	Key	Lindenmeyer	Prochazka	Spindler	Evans	Lutovsky	Pritchett	Raiola	Johnson	Cunanan
USC	Hunter	Barney Jr.	Key	Lindenmeyer	Corcoran	Spindler	Evans	Lutovsky	Pritchett	Raiola	Johnson	Cunanan
UCLA	Hunter	Barney Jr.	Key	Lindenmeyer	Corcoran	Spindler	Evans	Lutovsky	Pritchett	Lateef	Johnson	Cunanan
Penn St.	Hunter	Barney Jr.	Haarberg*	Lindenmeyer	Corcoran	Spindler	Evans	Lutovsky	Pritchett	Lateef	Johnson	Cunanan
Iowa	Hunter	Barney Jr.	Key	Lindenmeyer	Corcoran	Spindler	Evans	Lutovsky	Pritchett	Lateef	Johnson	Cunanan

\*Nebraska opened with two tight ends

## DEFENSIVE STARTING LINEUPS

OPPONENT	DE	NT	DT	JACK	LB	LB	ROV	CB	S	NICK	CB	P
Cincinnati	Lenhardt	Jeudy	Davis	McCullough	J. Wright	Watson-Trent	Singleton	C. Wright	Buford Jr.	Hartzog Jr.	Marshall	Wilson
Akron	Lenhardt	Jeudy	Davis	McCullough	J. Wright	Shavers Jr.	Singleton	C. Wright	Buford Jr.	Hartzog Jr.	Marshall	
HCU	Lenhardt	Jeudy	Davis	McCullough	Shavers Jr.	Watson-Trent	Singleton	Jones	Buford Jr.	C. Wright	Marshall	
Michigan	Lenhardt	Jeudy	Davis	Nwaneri*	J. Wright	Watson-Trent	Singleton	Jones	Buford Jr.	Shavers Jr.*	Marshall	Wilson
Michigan St.	Lenhardt	Jeudy	Davis	Nwaneri*	J. Wright	Shavers Jr.	Singleton	Jones	Guthrie	Merritt*	Marshall	Wilson
Maryland	Lenhardt	Jeudy	Davis	Nwaneri*	J. Wright	Shavers Jr.	Singleton	Jones	Guthrie	Merritt*	Marshall	Wilson
Minnesota	Nwaneri	Jeudy	Davis	McCullough	J. Wright	Shavers Jr.	Singleton	Jones	Guthrie	C. Wright	Marshall	Wilson
Northwestern	Nwaneri	Jeudy	Davis	McCullough	Shavers Jr.	Watson-Trent	Singleton	Jones	Guthrie	C. Wright	Marshall	Wilson
USC	Nwaneri	Jeudy	Davis	McCullough	J. Wright	Shavers Jr.	Singleton	Jones	Guthrie	C. Wright	Marshall	Wilson
UCLA	Nwaneri	Jeudy	Davis	Rogers	J. Wright	Shavers Jr.	Singleton	Jones	Guthrie	C. Wright	Marshall	Wilson
Penn St.	Lenhardt	Jeudy	Moore	Van Poppel^	J. Wright	Shavers Jr.	Singleton	Jones	Guthrie	Pietrzak^	Marshall	Wilson
Iowa	Nwaneri	Van Poppel	Davis	McCullough	J. Wright	Shavers Jr.	Singleton	Jones	Guthrie	C. Wright	Marshall	Wilson

\*Nebraska opened with four defensive linemen and three linebackers; ^Nebraska opened with five defensive linemen

## 2025 NEBRASKA PLAYER PARTICIPATION

PLAYER, POS.	GP	GS	PLAYER, POS.	GP	GS	PLAYER, POS.	GP	GS
Tristan Alvano, PK	2	0	Malcolm Hartzog Jr., DB	2	2	Williams Nwaneri, DL	12	8
Jacory Barney Jr., WR	12	12	David Höfken, DL	10	0	Jordan Ochoa, LB	3	0
Rowdy Bauer, WR	2	0	John Hohli, PK	11	0	Preston Okafor, DB	2	0
Caleb Benning, DB	10	0	Nyziah Hunter, WR	12	12	Dylan Parrott, DL	12	0
Janiran Bonner, WR	1	0	Eric Ingwersen, TE	7	0	Jake Peters, OL	2	0
Michael Booker III, LB	12	0	Kwinten Ives, RB	7	0	Kade Pietrzak, DL	12	1
Conor Booth, RB	2	0	Elijah Jeudy, DL	12	11	Kahmir Prescott, DB	2	0
Jacob Bower, LB	12	0	Emmett Johnson, RB	12	12	Elijah Pritchett, OL	12	8
Derek Branch, DB	12	0	Christian Jones, LB	2	0	Teddy Prochazka, OL	7	5
Jacob Brandl, OL	2	0	Donovan Jones, DB	12	10	Braylen Prude, DB	1	0
Grant Brix, OL	1	0	Jeremiah Jones, WR	1	0	Dylan Raiola, QB	9	9
Mario Buford, DB	2	0	Houston Ka'aha'a-Torres, OL	2	0	Justyn Rhett, DB	7	0
Marques Buford Jr., DB	12	4	Dane Key, WR	12	11	Dylan Rogers, LB	12	0
Jackson Carpenter, WR	2	0	Danny King, TE	1	0	Amare Sanders, DB	6	0
Jeremiah Charles, DB	12	0	Tyler Knaak, OL	12	0	Connor Schutt, WR	2	0
Quinn Clark, WR	12	0	Brock Knutson, OL	2	0	Vincent Shavers Jr., LB	12	11
Jamir Conn, DB	12	0	Kamdyn Koch, P/H	12	0	DeShon Singleton, DB	12	12
Turner Corcoran, OL	12	4	TJ Lateef, QB	6	3	DJ Singleton Jr., WR	2	0
Kyle Cunanan, PK	12	12	Sua Lefotu, DL	3	0	Sam Sledge, OL	6	0
Thomas D'Onofrio, DB	2	0	Cameron Lenhardt, DL	12	7	Keelan Smith, WR	8	0
Landen Davidson, DL	2	0	Luke Lindenmeyer, TE	12	12	Bode Soukup, QB	1	0
Marcos Davila, QB	2	0	Luke Longval, QB	1	0	Rocco Spindler, OL	12	12
Keona Davis, DL	12	11	Henry Lutovsky, OL	12	12	Rahmir Stewart, LB	2	0
Izaac Dickey, RB	2	0	Jason Maciejczak, OL	11	0	Larry Tarver Jr., DB	3	0
Ethan Duda, DL	2	0	Roman Mangini, WR	9	0	Preston Taumua, OL	2	0
Cayden Echternach, TE	10	0	Andrew Marshall, DB	12	12	Tanner Terch, DB	2	0
Justin Evans, OL	12	12	Dasan McCullough, LB	11	7	Brice Turner, DB	12	0
Aidan Flege, LS	2	0	Willis McGahee IV, LB	4	0	Trent Uhler, LB	1	0
Kevin Gallic, LS	12	0	Dawson Merritt, LB	8	2	Riley Van Poppel, DL	12	2
Vincent Genatone, RB	10	0	Hayes Miller, WR	2	0	Caden VerMaas, DB	2	0
Jaylen George, DL	7	0	Cortez Mills Jr., WR	12	0	Derek Wacker, LB	12	0
Mason Goldman, DL	12	0	Pierce Mooberry, LB	4	0	Marques Watson-Trent, LB	11	4
Gunnar Gottula, OL	7	7	Gabe Moore, DL	10	1	Bryson Webber, DB	2	0
Roger Gradney, LB	2	0	Isaiah Mozee, RB	12	0	Kenneth Williams, RB	11	0
Jalyn Gramstad, QB	2	0	Ashton Murphy, DL	3	0	Archie Wilson, P	11	10
Rex Guthrie, DB	12	8	Carter Nelson, TE	12	0	Ceyar Wright, DB	12	8
Heinrich Haarberg TE	12	1	Mekhi Nelson, RB	11	0	Javin Wright, LB	11	10
Shawn Hammerbeck, OL	2	0	Maverick Noonan, LB	3	0			

**EMMETT JOHNSON #21****5-11 | 200 | JR. | RB  
MINNEAPOLIS, MINN.****NEBRASKA SEASON CHARTS****RUSHING YARDS**

RK.	PLAYER	YEAR	YDS
1.	Mike Rozier	1983	2,148
2.	Ahman Green	1997	1,877
3.	Lawrence Phillips	1994	1,722
4.	Ameer Abdullah	2013	1,690
5.	Mike Rozier	1982	1,689
6.	Ameer Abdullah	2014	1,611
7.	Ken Clark	1988	1,497
8.	<b>Emmett Johnson</b>	<b>2025</b>	<b>1,451</b>

**ALL-PURPOSE YARDS**

RK.	PLAYER	YEAR	YDS
1.	Mike Rozier	1983	2,486
2.	Ameer Abdullah	2014	2,272
3.	Johnny Rodgers	1972	2,011
4.	Ameer Abdullah	2013	1,999
5.	Johnny Rodgers	1971	1,983
6.	Ahman Green	1997	1,982
7.	Lawrence Phillips	1994	1,894
8.	Ameer Abdullah	2012	1,884
9.	<b>Emmett Johnson</b>	<b>2025</b>	<b>1,821</b>

**RECEPTIONS BY A RUNNING BACK**

RK.	PLAYER	YEAR	REC.
1.	Marlon Lucky	2007	75
2.	<b>Emmett Johnson</b>	<b>2025</b>	<b>46</b>
3.	Cory Ross	2005	43
4.	Jeff Kinney	1971	41
5.	Emmett Johnson	2024	39

**RECEIVING YARDS BY A RUNNING BACK**

RK.	PLAYER	YEAR	YDS
1.	Marlon Lucky	2007	705
2.	Jeff Kinney	1969	433
3.	Larry Frost	1969	408
4.	Ritch Bahe	1973	406
5.	Cory Ross	2005	392
6.	Marlon Lucky	2006	383
7.	<b>Emmett Johnson</b>	<b>2025</b>	<b>370</b>

**NEBRASKA CAREER CHARTS****RUSHING YARDS**

RK.	PLAYER	YEARS	YDS
1.	Mike Rozier	1981-83	4,780
2.	Ameer Abdullah	2011-14	4,588
3.	Ahman Green	1995-97	3,880
4.	Eric Crouch	1998-2001	3,434
5.	Roy Helu Jr.	2007-10	3,404
15.	Jammal Lord	2000-03	2,573
16.	Correll Buckhalter	1997-2000	2,522
17.	Keith Jones	1984-87	2,488
18.	<b>Emmett Johnson</b>	<b>2022-25</b>	<b>2,460</b>

**RECEPTIONS BY A RUNNING BACK**

RK.	PLAYER	YEARS	REC.
1.	Marlon Lucky	2005-08	135
2.	<b>Emmett Johnson</b>	<b>2022-25</b>	<b>92</b>

**RECEIVING YARDS BY A RUNNING BACK**

RK.	PLAYER	YEARS	YDS
1.	Marlon Lucky	2005-08	1,379
2.	Jeff Kinney	1969-71	864
3.	Cory Ross	2002-05	729
4.	<b>Emmett Johnson</b>	<b>2022-25</b>	<b>702</b>

**JACORY BARNEY JR. #2****6-0 | 170 | SO. | WR  
FLORIDA CITY, FLA.****NU SEASON RECORD WATCH  
PUNT RETURN YARDS**

RK.	PLAYER	YEAR	YDS
1.	DeJuan Groce	2002	732
2.	Johnny Rodgers	1972	618
3.	De'Mornay Pierson-El	2014	596
4.	Johnny Rodgers	1971	548
5.	DeJuan Groce	2001	469
6.	Larry Wachholtz	1965	452
7.	Niles Paul	2009	407
8.	Johnny Rodgers	1970	349
9.	Cortney Grixby	2005	333
10.	Dana Brinson	1986	330

Jacory Barney Jr. 2025 270

**REX GUTHRIE #21****6-1 | 200 | R-FR. | DB  
LITTLETON, COLO.****NU SEASON RECORD WATCH  
TACKLES BY A FRESHMAN**

RK.	PLAYER	YEAR	YDS
1.	Michael Rose-Ivey	2013	65
2.	Dedrick Young II	2015	61
3.	<b>Rex Guthrie</b>	<b>2025</b>	<b>60</b>
4.	Ernest Hausmann	2022	54
5.	Donovan Jones	2025	51

\*since freshmen regained eligibility in 1972

**DONOVAN JONES #37****6-1 | 200 | R-FR. | DB  
OMAHA, NEB.****NU SEASON RECORD WATCH  
TACKLES BY A FRESHMAN**

RK.	PLAYER	YEAR	YDS
1.	Michael Rose-Ivey	2013	65
2.	Dedrick Young II	2015	61
3.	Rex Guthrie	2025	60
4.	Ernest Hausmann	2022	54
5.	<b>Donovan Jones</b>	<b>2025</b>	<b>51</b>

\*since freshmen regained eligibility in 1972

**KENNETH WILLIAMS #32****5-9 | 190 | SO. | RB  
DETROIT MICH.****NU SEASON RECORD WATCH  
KICKOFF RETURN TOUCHDOWNS**

RK.	PLAYER	YEAR	TDs
1.	<b>Kenneth Williams</b>	<b>2025</b>	<b>1</b>
	19 others tied		1

**2025 HONORS & AWARDS****NATIONAL HONORS****JACORY BARNEY JR., WR**

- The Jet Award Watch List
- Paul Hornung Award Watch List

**KEVIN GALLIC, SR., LS**

- Patrick Mannelly Award Watch List

**MALCOLM HARTZOG JR., SR., DB**

- Campbell Trophy Semifinalist

**EMMETT JOHNSON, JR., RB**

- First-Team All-America Running Back (The Sporting News, Sports Illustrated)
- First-Team All-America All-Purpose Back (On3, CBS Sports)
- Second-Team All-America (Walter Camp, AP, FWAA, The Athletic, USA Today)
- Doak Walker Award Semifinalist (1 of 10)
- Maxwell Award Semifinalist (1 of 13)
- Maxwell Award Player of the Week (UCLA)

**DANE KEY, SR., WR**

- Senior Bowl Top 300 List

**TJ LATEEF, FR., QB**

- Manning Award Star of the Week (UCLA)

**TEDDY PROCHAZKA, SR., OL**

- Allstate Wuerffel Trophy Watch List
- Allstate AFCA Good Works Team Nominee

**DYLAN RAIOLA, SO., QB**

- Maxwell Award Watch List
- Polynesian Player of the Year Watch List
- Manning Award Watch List
- Witten Collegiate Man of the Year Watch List

**DESHON SINGLETON, SR., DB**

- Shrine Bowl Breakout Player of the Week (MSU)

**CEYAIR WRIGHT, SR., DB**

- Midseason Second-Team All-American (The Athletic)

**ALL-BIG TEN HONORS****JACORY BARNEY JR., SO., PR**

- Third-Team All-Big Ten (Media)
- Honorable-Mention All-Big Ten (Coaches)

**EMMETT JOHNSON, JR. RB**

- Big Ten Running Back of the Year
- First-Team All-Big Ten (Coaches, Media)

**LUKE LINDENMEYER, JR., TE**

- Honorable-Mention All-B1G (Coaches, Media)

**ANDREW MARSHALL, JR., DB**

- Honorable-Mention All-B1G (Coaches, Media)

**ROCCO SPINDLER, SR., OL**

- Honorable-Mention All-B1G (Coaches, Media)

**DESHON SINGLETON, SR., DB**

- Honorable-Mention All-B1G (Coaches, Media)

**KENNETH WILLIAMS, SO., KR**

- Second-Team All-Big Ten (Media)
- Third-Team All-Big Ten (Coaches)

**CEYAIR WRIGHT, SR., DB**

- Honorable-Mention All-B1G (Coaches, Media)

**JAVIN WRIGHT, SR., LB**

- Honorable-Mention All-B1G (Coaches, Media)

**BIG TEN WEEKLY AWARDS****EMMETT JOHNSON, JR., RB**

- Offensive Player of the Week (UCLA)

**TJ LATEEF, FR., QB**

- Co-Freshman of the Week (UCLA)



## JACORY BARNEY JR. #2

6-0 | 170 | SO. | WR  
FLORIDA CITY, FLA.

### CAREER HONORS

- Third-Team All-Big Ten Returner (2025, Media)
- Honorable-Mention All-Big Ten Returner (2025, Coaches)
- Big Ten Freshman of the Week (11/2/2024)
- 2-Time Nebraska Scholar-Athlete Honor Roll

### NEBRASKA RECORDS

- Season Receptions by a True Freshman: 52
- Season Receptions by a Freshman: 52 (tied)

### 2025 WATCH LIST

- Paul Hornung Award

### CAREER SUPERLATIVES

- 100-yard Receiving Games: 2
- 200-yard All-Purpose Games: 1
- 2-Touchdown Receiving Games: 1

### 2025 FBS TOP-25 RANKINGS

- Punt Returns (Yards Per Return): 15th (12.2)
- Combined Kick Return Yards: 21st (475)

### SEASON HIGHLIGHTS

- 1 of 10 Huskers to win a team vote to wear a single-digit number
- Was an All-Big Ten pick as a return specialist
- Has started every game and leads Nebraska with 270 punt return yards
- Also leads the team with two 100-yard receiving games
- Ranks 2nd on the team with 43 receptions, 463 receiving yards and 953 all-purpose yards
- Ranks 3rd on the team with four touchdown catches
- His 270 punt returns yards are the most by a Husker since the 2014 season and his total exceeds Nebraska's team punt return total for the last four seasons combined (214 yards)
- Ranks 3rd in the Big Ten in punt return yards
- Had five catches for 27 yards against Cincinnati
- Set career highs in receiving yards, punt return yards and all-purpose yards against Akron
- Had seven catches for 132 yards and four punt return yards for 87 yards for a total of 219 all-purpose yards
- Caught three passes for 22 yards against Houston Christian, including a 9-yard touchdown for his first career receiving touchdown
- Had six catches for 120 yards and two touchdowns against No. 1 Michigan, posting his second career 100-yard receiving game and first career multi-touchdown game
- Had a career-long 52-yard reception, a Hail Mary touchdown grab at the end of the first half
- Also had three punt returns for 21 yards and a 7-yard carry vs. Michigan
- Finished with 128 all-purpose yards against Michigan State

### MOST RECEPTIONS BY A HUSKER IN HIS FIRST TWO SEASONS

RK.	PLAYER, YEARS	REC.
1.	JD Spielman, 2017-18	121
2.	Jacory Barney Jr., 2024-25	98
3.	Maurice Purify, 2006-07	91
	Wan'Dale Robinson, 2019-20	91
5.	Johnny Rodgers, 1970-71	88

- Had two catches for 47 yards, including a 45-yard reception
- Also had four punt returns for 81 yards against MSU, including a career-long 57-yard return
- Had three catches for 16 yards at Maryland and returned two punts for three yards
- Caught one pass at Minnesota and had two punt returns, including a 30-yard return
- Had three catches for 13 yards and three carries for eight yards against Northwestern
- Had three catches for six yards and two punt returns for eight yards against USC
- Caught four passes for 19 yards at UCLA, including a 2-yard touchdown
- Also had a 17-yard punt return and 24-yard kickoff return against the Bruins
- Caught five passes for 55 yards at Penn State, leading Nebraska in receiving yards
- Also had 111 kickoff return yards on four returns
- Totaled 166 all-purpose yards against the Nittany Lions
- Had one catch for five yards, two punt returns for 28 yards and four kickoff returns for 70 yards against Iowa, totaling 103 all-purpose yards

### RECEIVING GAME-BY-GAME

OPPONENT	REC.	YDS	TD	LONG
Cincinnati	5	27	0	13
Akron	7	132	0	39
Houston Christian	3	22	1	9
Michigan	6	120	2	52
Michigan St.	2	47	0	45
Maryland	3	16	0	7
Minnesota	1	1	0	1
Northwestern	3	13	0	7
USC	3	6	0	12
UCLA	4	19	1	9
Penn St.	5	55	0	30
Iowa	1	5	0	5

### PUNT RETURN GAME-BY-GAME

OPPONENT	RET.	YDS	TD	LONG
Cincinnati	2	3	0	3
Akron	4	87	0	39
Houston Christian	0	0	0	-
Michigan	3	21	0	20
Michigan St.	4	81	0	57
Maryland	2	3	0	5
Minnesota	2	22	0	30
Northwestern	0	0	0	-
USC	2	8	0	4
UCLA	1	17	0	17
Penn St.	0	0	0	-
Iowa	2	28	0	38

### CAREER RECEIVING STATS

YEAR	G/S	REC.	YDS	Y/R	Y/G	TD
2024	13/4	55	447	8.1	34.4	0
2025	12/12	43	463	10.8	38.6	4
<b>Total</b>	<b>25/16</b>	<b>98</b>	<b>910</b>	<b>9.3</b>	<b>36.4</b>	<b>4</b>

**KICK RETURNS:** 23 ret., 490 yards, 0 TDs

**PUNT RETURNS:** 25 ret., 283 yards, 0 TDs

**RUSHING:** 14 att., 145 yards, 3 TDs

### CAREER RECEIVING HIGHS

<b>Receptions</b>	9 vs. Wisconsin (2024)
<b>Receiving Yards</b>	132 vs. Akron (2025)
<b>Receiving Touchdowns</b>	2 vs. #21 Michigan (2025)
<b>Long Reception</b>	52 vs. #21 Michigan [TD] (2025)

### CAREER RUSHING HIGHS

<b>Rushes</b>	4 at Purdue (2024)
<b>Rushing Yards</b>	66 at Purdue (2024)
<b>Rushing Touchdowns</b>	1 three times
<b>Long Rush</b>	31 at Purdue (2024)

### CAREER RETURN HIGHS

<b>Kickoff Returns</b>	4 twice
<b>Kickoff Return Yards</b>	111 at Penn St. (2025)
<b>Kickoff Return Touchdowns</b>	none
<b>Long Kickoff Return</b>	45 vs. Wisconsin (2024)
<b>Punt Returns</b>	4 twice
<b>Punt Return Yards</b>	87 vs. Akron (2025)
<b>Punt Return Touchdowns</b>	none
<b>Long Punt Return</b>	57 vs. Michigan St. (2025)

**MARQUES  
BUFORD JR.**

#3

**5-11 | 190 | SR. | DB  
CHICAGO, ILL.****CAREER HONORS**

- 2025 Team Captain
- 3-Time Academic All-Big Ten
- 8-Time Nebraska Scholar-Athlete Honor Roll

**PERSONAL NOTES**

- His brother, Mario, is a sophomore defensive back for the Huskers
- Graduated with a degree in child, youth and family studies

**CAREER NOTES**

- Suffered a major knee injury in November of 2022 that kept him out for nearly one full year
- Has played both cornerback and safety in his career, starting 22 games at safety and seven at cornerback

**CAREER SUPERLATIVES**

- Double-Digit Tackle Games: 1

**SEASON HIGHLIGHTS**

- 1 of 10 Huskers to win a team vote to wear a single-digit number
- Has played in every game with four starts at safety
- Made five solo tackles against Cincinnati and was part of a secondary that limited the Bearcats to 69 passing yards on 25 attempts
- Had two tackles against Akron as the secondary allowed only 62 passing yards on 23 attempts
- Did not have a tackle against Houston Christian but helped the Huskers limit the Huskies to 67 passing yards
- Marked the first time since 1990 that NU had limited three consecutive opponents to fewer than 100 passing yards
- Had two tackles against No. 21 Michigan
- Totaled one tackle against Michigan State
- Had three tackles at Maryland
- Recorded one solo tackle at Minnesota
- Had two tackles against Northwestern
- Made one tackle against Iowa

**GAME-BY-GAME**

OPPONENT	UT-AT-TT	TFL-YD	PBU	INT
Cincinnati	5-0-5	0.0-0	0	0
Akron	1-1-2	0.0-0	0	0
Houston Christian	0-0-0	0.0-0	0	0
Michigan	1-1-2	0.0-0	0	0
Michigan St.	0-1-1	0.0-0	0	0
Maryland	2-1-3	0.0-0	0	0
Minnesota	1-0-1	0.0-0	0	0
Northwestern	0-2-0	0.0-0	0	0
USC	0-0-0	0.0-0	0	0
UCLA	0-0-0	0.0-0	0	0
Penn St.	0-0-0	0.0-0	0	0
Iowa	1-0-1	0.0-0	0	0

**CAREER TACKLE STATS**

YEAR	G/S	UT	AT	TT	TFL-YD	SCK-YD
2021	12/0	1	2	3	0.0-0	0.0-0
2022	11/11	36	23	59	2.5-3	0.0-0
2023*	4/2	15	3	18	3.0-14	1.0-11
2024	13/12	20	15	35	1.0-3	0.0-0
2025	12/4	11	6	17	0.0-0	0.0-0
<b>TOTAL</b>	<b>52/29</b>	<b>83</b>	<b>49</b>	<b>132</b>	<b>6.5-20</b>	<b>1.0-11</b>

\*Redshirt season

**CAREER MISCELLANEOUS STATS**

YEAR	FF	FR	PBU	INT	QBH	BLK
2021	0	0	0	0	0	0
2022	1	0	3	2	1	0
2023	0	0	0	0	0	0
2024	0	0	5	1	0	0
2025	0	0	0	0	0	0
<b>TOTAL</b>	<b>1</b>	<b>0</b>	<b>8</b>	<b>3</b>	<b>1</b>	<b>0</b>

\*Redshirt season

**CAREER HIGHS**

<b>Tackles</b>	10 at Wisconsin (2023)
<b>TFLs</b>	1.5 twice
<b>Sacks</b>	1.0 vs. Maryland (2023)
<b>Breakups</b>	3 vs. Rutgers (2024)
<b>Interceptions</b>	2 vs. Georgia Southern (2022)

**QUINN  
CLARK**

#18

**6-5 | 210 | R-FR. | WR  
BOZEMAN, MONT.****CAREER HONORS**

- 2-Time Nebraska Scholar-Athlete Honor Roll

**PERSONAL NOTES**

- His late father, Ken Clark, was a Husker running back from 1985 to 1989 who rushed for 3,037 yards, which ranked 2nd in school history at the end of his career

**SEASON HIGHLIGHTS**

- Has played in every game
- Had a 7-yard reception against Cincinnati for his first career catch
- Caught a 37-yard touchdown pass against Akron for his first career score
- Had a 14-yard reception against No. 21 Michigan
- Had a career-long 43-yard catch at Minnesota

**GAME-BY-GAME**

OPPONENT	REC.	YDS	TD	LONG
Cincinnati	1	7	0	7
Akron	1	37	1	37
Houston Christian	0	0	0	-
Michigan	1	14	0	14
Michigan St.	0	0	0	-
Maryland	0	0	0	-
Minnesota	1	43	0	43
Northwestern	0	0	0	-
USC	0	0	0	-
UCLA	0	0	0	-
Penn St.	0	0	0	-
Iowa	0	0	0	-

**CAREER RECEIVING STATS**

YEAR	G/S	REC.	YDS	Y/R	Y/G	TD
2024*	1/0	0	0	0.0	0.0	0
2025	12/0	4	101	25.3	8.4	1
<b>TOTAL</b>	<b>13/0</b>	<b>4</b>	<b>101</b>	<b>25.3</b>	<b>7.8</b>	<b>1</b>

\*redshirt season

**CAREER HIGHS**

<b>Receptions</b>	1 four times
<b>Receiving Yards</b>	43 at Minnesota (2025)
<b>Receiving Touchdowns</b>	1 vs. Akron (2025)
<b>Long Reception</b>	43 at Minnesota (2025)



JAMIR  
CONN

#13

5-11 | 180 | JR. | DB  
KANSAS CITY, MO.

#### CAREER HONORS

- Nebraska Scholar-Athlete Honor Roll (Spring 2025)

#### CAREER NOTES

- Spent two seasons at FCS Southern Illinois before transferring to Nebraska
- Played in 23 games with 11 starts at SIU, totaling 68 tackles, 4.5 TFLs and nine pass breakups

#### 2025 FBS TOP-25 RANKINGS

- Blocked Kicks: 2nd (2)

#### SEASON HIGHLIGHTS

- Has played in every game
- Has blocked two punts, the first Husker with multiple punt blocks in a season since 2014
- Finished with two tackles against Akron, including a half tackle for loss as NU held the Zips to 62 passing yards
- Recorded four tackles against Houston Christian with a pass breakup and his first career blocked punt
- Part of a secondary that limited HCU to 67 passing yards
- Marked the first time since 1990 that NU had limited three consecutive opponents to fewer than 100 passing yards
- Blocked his second punt of the season against Michigan State, which was recovered by teammate Carter Nelson and returned three yards for a touchdown
- Recorded two tackles on defense at Minnesota
- Had one solo tackle against Northwestern

#### GAME-BY-GAME

OPPONENT	UT-AT-TT	TFL-YD	PBU	INT
Cincinnati	0-0-0	0.0-0	0	0
Akron	1-1-2	0.5-0	0	0
Houston Christian	2-2-4	0.0-0	1	0
Michigan	0-0-0	0.0-0	0	0
Michigan St.	0-0-0	0.0-0	0	0
Maryland	0-0-0	0.0-0	0	0
Minnesota	1-1-2	0.0-0	0	0
Northwestern	1-0-1	0.0-0	0	0
USC	0-0-0	0.0-0	0	0
UCLA	0-0-0	0.0-0	0	0
Penn St.	0-0-0	0.0-0	0	0
Iowa	0-0-0	0.0-0	0	0

#### CAREER TACKLE STATS

YEAR	G/S	UT	AT	TT	TFL-YD	SCK-YD
2023*	12/0	5	6	11	1.0-1	0.0-0
2024*	11/11	33	24	57	3.5-8	0.0-0
2025	12/0	5	4	9	0.5-0	0.0-0
<b>TOTAL</b>	<b>35/11</b>	<b>43</b>	<b>34</b>	<b>77</b>	<b>5.0-9</b>	<b>0.0-0</b>

\*at FCS Southern Illinois

PUNT RETURNS: 2 ret., 25 yds, 0 TDs

#### CAREER MISCELLANEOUS STATS

YEAR	FF	FR	PBU	INT	QBH	BLK
2023	0	1	3	0	0	0
2024	1	0	6	0	1	0
2025	0	0	1	0	0	2
<b>TOTAL</b>	<b>1</b>	<b>1</b>	<b>10</b>	<b>0</b>	<b>1</b>	<b>2</b>

\*at FCS Southern Illinois

#### CAREER HIGHS

<b>Tackles</b>	9 vs. Youngstown St. (2024)*
<b>TFLs</b>	1.0 twice*
<b>Sacks</b>	none
<b>Breakups</b>	2 vs. Illinois St. (2024)*
<b>Interceptions</b>	none
<b>Blocked Punts</b>	1 twice

\*at FCS Southern Illinois



TURNER  
CORCORAN

#69

6-6 | 310 | SR. | OL  
LAWRENCE, KAN.

#### CAREER HONORS

- 3-Time Academic All-Big Ten (2024)
- 2-Time Big Ten Distinguished Scholar
- 6-Time Nebraska Scholar-Athlete Honor Roll

#### CAREER NOTES

- Has started 30 career games at left tackle, six at right tackle and three at left guard
- Started the 2020 season finale at Rutgers at left tackle, becoming the first Husker true freshman to ever start a game at left tackle
- Became just the sixth true freshman offensive lineman to start a game in Nebraska history
- Played in three games total in 2020, becoming the 15th true freshman offensive lineman to play in a game in Nebraska history

#### SEASON HIGHLIGHTS

- Has played in every game with four starts at right tackle
- Has played both left tackle and right tackle
- Started at right tackle against USC, UCLA, Penn State and Iowa

#### CAREER STATS

- **Games:** 50  
(3 in 2020; 12 in 2021; 12 in 2022; 7 in 2023; 4 in 2024; 12 in 2025)
- **Starts:** 39  
(1 in 2020; 11 in 2021; 12 in 2022; 7 in 2023; 4 in 2024; 4 in 2025)



**KYLE CUNANAN** #91

5-10 | 180 | SO. | PK  
PHOENIX, ARIZ.

### CAREER NOTES

- Transferred to Nebraska after playing two seasons at Charlotte and spending the 2025 spring season at Cal
- Made 14-of-20 field goals at Charlotte

### SEASON HIGHLIGHTS

- Has started every game at place-kicker and has missed only three of his 62 total kicks (16-19 FGs, 43-43 PATs)
- His 16 field goals are the most by a Husker since 2015
- Leads Nebraska with 91 points, the highest point total by a Husker since 2015
- Has also kicked off 18 times with nine touchbacks
- Connected on both field goals (22 and 52 yards) against Cincinnati, including a career-long 52-yarder in his first attempt as a Husker
- Scored a career-high 12 points against Akron, connecting on all nine PATs and his lone field goal attempt (35 yards)
- Had 11 points against Houston Christian with eight PATs and a 24-yard field goal
- Made two field goals (38 and 39 yards) and all three extra points against No. 21 Michigan
- Connected on a 27-yard field goal against Michigan State and was 5-of-5 on PATs
- Made two field goals (27 and 43 yards) on two tries at Maryland and was perfect on four extra points
- Was good on both field goals at Minnesota (30 and 33 yards)
- Made all four PATs against Northwestern
- Made a 39-yard field goal against USC and was 2-of-2 on extra points
- Was perfect on all four extra points at UCLA
- Made a 31-yard field goal at Penn State in his only attempt and also made his lone PAT
- Tied his career high with three made field goals against Iowa (29, 31 and 35 yards)

### GAME-BY-GAME

OPPONENT	XP-ATT	FG-ATT	LG	BK	PTS
Cincinnati	2-2	2-2	52	0	8
Akron	9-9	1-1	35	0	12
Houston Christian	8-8	1-1	24	0	11
Michigan	3-3	2-3	39	0	9
Michigan St.	5-5	1-1	27	0	7
Maryland	4-4	2-2	43	0	10
Minnesota	0-0	2-2	33	0	6
Northwestern	4-4	0-1	-	0	4
USC	2-2	1-2	39	0	5
UCLA	4-4	0-0	-	0	4
Penn St.	1-1	1-1	31	0	4
Iowa	1-1	3-3	35	0	10

### CAREER STATS

YEAR	G/S	PAT	FG	PCT.	PTS	LG
2023^	12/10	16-16	9-15	60.0	43	49
2024^*	3/3	5-5	5-5	100.0	20	31
2025	12/12	43-43	16-19	84.2	91	52
<b>TOTAL</b>	<b>27/25</b>	<b>64-64</b>	<b>30-39</b>	<b>76.9</b>	<b>154</b>	<b>52</b>

^at Charlotte; \*redshirt

KICKOFFS: 69 att., 31 touchbacks

### CAREER HIGHS

Field Goal Attempts	4 at Tulsa (2023)*
Field Goals Made	3 four times
Long Field Goal	52 vs. Cincinnati (2025)
Points	12 vs. Akron (2025)
PATs	9 vs. Akron (2025)

\*at Charlotte



**KEONA DAVIS** #97

6-5 | 275 | SO. | DL  
TUCSON, ARIZ.

### CAREER HONORS

- 2-Time Nebraska Scholar-Athlete Honor Roll

### SEASON HIGHLIGHTS

- Has played in every game with 11 starts
- Has set career highs with 30 tackles, 3.5 TFLs and 1.5 sacks
- Recorded 26 tackles, 3.5 TFLs and 1.5 sacks in Nebraska's nine Big Ten Conference games
- Made his first career start against Cincinnati and had three tackles
- Had one solo tackle against Akron
- Recorded a 1-yard TFL vs. No. 21 Michigan
- Had two tackles against Michigan State with a 1-yard TFL
- Finished with four tackles at Maryland
- Had six tackles at Minnesota, including a half sack for his first career sack
- Totaled two tackles against Northwestern
- Had two more tackles against No. 23 USC
- Recorded a career-high seven tackles at UCLA with an 8-yard sack and his first career breakup
- Had one solo tackle at Penn State
- Started and had one solo tackle and a quarterback hurry against Iowa

### GAME-BY-GAME

OPPONENT	UT-AT-TT	TFL-YD	SACK-YD
Cincinnati	0-3-3	0.0-0	0.0-0
Akron	1-0-1	0.0-0	0.0-0
Houston Christian	0-0-0	0.0-0	0.0-0
Michigan	1-0-1	1.0-1	0.0-0
Michigan St.	0-2-2	1.0-1	0.0-0
Maryland	3-1-4	0.0-0	0.0-0
Minnesota	3-3-6	0.5-1	0.5-1
Northwestern	1-1-2	0.0-0	0.0-0
USC	1-1-2	0.0-0	0.0-0
UCLA	5-2-7	1.0-8	1.0-8
Penn St.	1-0-1	0.0-0	0.0-0
Iowa	1-0-1	0.0-0	0.0-0

### CAREER TACKLE STATS

YEAR	G/S	UT	AT	TT	TFL-YD	SCK-YD
2024	12/0	5	5	10	1.5-1	0.0-0
2025	12/11	17	13	30	3.5-11	1.5-9
<b>TOTAL</b>	<b>24/11</b>	<b>22</b>	<b>18</b>	<b>40</b>	<b>5.0-12</b>	<b>1.5-9</b>

### CAREER MISCELLANEOUS STATS

YEAR	FF	FR	PBU	INT	QBH	BLK
2024	0	0	0	0	1	0
2025	0	0	1	0	1	0
<b>TOTAL</b>	<b>0</b>	<b>0</b>	<b>1</b>	<b>0</b>	<b>2</b>	<b>0</b>

\*redshirt season

### CAREER HIGHS

Tackles	7 at UCLA (2025)
TFLs	1.0 four times
Sacks	1.0 at UCLA (2025)
Breakups	1 at UCLA (2025)

**JUSTIN  
EVANS**

#51

6-1 | 315 | JR. | OL  
EAST ORANGE, N.J.**CAREER HONORS**

- 2-Time Academic All-Big Ten
- 3-Time Nebraska Scholar-Athlete Honor Roll

**CAREER NOTES**

- Has started 16 career games at left guard, 13 at center and one as a sixth offensive lineman

**SEASON HIGHLIGHTS**

- Has started every game at center
- Helped Nebraska total 728 yards against Akron, the eighth-highest total in school history

**CAREER STATS**

- **Games:** 37 (12 in 2023; 13 in 2024; 12 in 2025)
- **Starts:** 30 (5 in 2023; 13 in 2024; 12 in 2025)

**KEVIN  
GALLIC**

#46

5-11 | 240 | SR. | LS  
WARREN, N.J.**CAREER HONORS**

- Nebraska Scholar-Athlete Honor Roll (Spring 2025)

**2025 WATCH LIST**

- Patrick Mannelly Long Snapping Award

**CAREER NOTES**

- Spent three seasons as the long snapper at FCS New Hampshire (2022-24) before transferring to Nebraska

**SEASON HIGHLIGHTS**

- Has handled nearly all long-snapping duties this season
- Handled all long-snapping duties in his Husker debut against Cincinnati
- Handled all snapping duties against Akron with the exception of the final extra point
- Did all of the long snapping vs. Houston Christian, Michigan, Michigan State, Maryland, Minnesota, Northwestern, USC, UCLA and Penn State
- Made one tackle on punt coverage against Northwestern

**CAREER STATS**

- **Games:** 48  
(13 in 2022\*; 10 in 2023\*; 13 in 2024\*; 12 in 2025)
- **Tackles:** 2 solo, 2 assisted, 4 total

\*at FCS New Hampshire

**JALYN  
GRAMSTAD** #126-0 | 200 | SR. | QB  
LESTER, IOWA**CAREER HONORS**

- 3-Time Nebraska Scholar-Athlete Honor Roll

**PERSONAL NOTES**

- Graduated from Northwestern College with a degree in business administration

**CAREER NOTES**

- Spent four seasons (2020-23) at Northwestern College, an NAIA program in Iowa
- Played defensive back his first two seasons at Northwestern before switching to QB in 2022
- Played in 23 games in two seasons as a defender, totaling 67 tackles, 1.5 TFL, 7 PBU & 5 INT
- In two seasons as a quarterback, threw for 6,237 yards and 60 passing touchdowns with 1,822 rushing yards and 31 rushing touchdowns
- Was the 2023 NAIA National Player of the Year

**SEASON HIGHLIGHTS**

- Made his season debut against Akron and completed both passes he attempted
- Completed all three passes against HCU

**GAME-BY-GAME**

OPPONENT	COMP-ATT	YDS	TD	INT
Cincinnati	-Did Not Play-			
Akron	2-2	2	0	0
Houston Christian	3-3	14	0	0
Michigan	-Did Not Play-			
Michigan St.	-Did Not Play-			
Maryland	-Did Not Play-			
Minnesota	-Did Not Play-			
Northwestern	-Did Not Play-			
USC	-Did Not Play-			
UCLA	-Did Not Play-			
Penn St.	-Did Not Play-			
Iowa	-Did Not Play-			

**CAREER PASSING STATS**

YEAR	G/S	CMP-ATT	PCT	YDS	TD	INT
2024	1/0	1-3	33.3	11	0	0
2025	2/0	5-5	100.0	16	0	0
<b>TOTAL</b>	<b>3/0</b>	<b>6-8</b>	<b>75.0</b>	<b>27</b>	<b>0</b>	<b>0</b>

**CAREER RUSHING STATS**

YEAR	G/S	ATT.	NET	Y/A	Y/G	TD
2024	1/0	1	2	2.0	2.0	0
2025	2/0	0	0	0.0	0.0	0
<b>TOTAL</b>	<b>3/0</b>	<b>1</b>	<b>2</b>	<b>2.0</b>	<b>0.7</b>	<b>0</b>

**CAREER PASSING HIGHS**

<b>Attempts</b>	3 vs. UTEP (2024)
<b>Completions</b>	2 vs. Akron (2025)
<b>Yards</b>	11 vs. UTEP (2024)
<b>Touchdowns</b>	none
<b>Long Pass</b>	11 vs. UTEP (2024)

**CAREER RUSHING HIGHS**

<b>Attempts</b>	1 vs. UTEP (2024)
<b>Yards</b>	2 vs. UTEP (2024)
<b>Touchdowns</b>	none
<b>Long Rush</b>	2 vs. UTEP (2024)



REX  
GUTHRIE #21

6-1 | 200 | R-FR. | DB  
LITTLETON, COLO.

### CAREER HONORS

- 2-Time Nebraska Scholar-Athlete Honor Roll

### SEASON HIGHLIGHTS

- Has played in every game with eight starts
- Ranks 3rd on the team with 60 tackles
- His 60 tackles are the 3rd-most by a Husker freshman since freshmen regained eligibility in 1972
- Had three tackles in his Husker debut against Cincinnati as NU limited the Bearcats to 69 passing yards
- Also had three tackles against Akron with his first career TFL and his first career pass breakup as NU limited the Zips to 62 passing yards
- Led Nebraska with a career-high six tackles against Houston Christian while recorded a half tackle for loss
- Part of a secondary that limited HCU to 67 passing yards
- Marked the first time since 1990 that NU had limited three consecutive opponents to fewer than 100 passing yards
- Recorded five tackles against No. 21 Michigan
- Started the first game of his career against Michigan State and recorded five tackles
- Totaled four solo tackles in a start at Maryland
- Recorded five tackles in a start at Minnesota
- Led Nebraska with a career-high eight tackles against Northwestern in his fourth straight start
- Tied his career high with eight tackles in his fifth straight start against No. 23 USC
- Helped limit USC to fewer than 150 passing yards for the first time in 83 games
- Totaled six tackles at USC to become the fourth Husker freshman to record 50 tackles in a season since freshmen regained eligibility in 1972
- Recorded six tackles at UCLA to become the 4th Husker freshman in the modern era to have 50 tackles in a season
- Totaled four tackles at Penn State, including a half tackle for loss
- Recorded three solo tackles against Iowa

### NU FRESHMAN TACKLE LEADERS\*

RK.	PLAYER, YEAR	TACK.
1.	Michael Rose-Ivey, 2013	65
2.	Dedrick Young II, 2015	61
3.	<b>Rex Guthrie, 2025</b>	<b>60</b>
4.	Ernest Hausmann, 2022	54
5.	<b>Donovan Jones, 2025</b>	<b>51</b>

\*since freshmen regained eligibility in 1972

### GAME-BY-GAME

OPPONENT	UT-AT-TT	TFL-YD	PBU	INT
Cincinnati	1-2-3	0.0-0	0	0
Akron	1-2-3	1.0-3	1	0
Houston Christian	1-5-6	0.5-1	0	0
Michigan	4-1-5	0.0-0	0	0
Michigan St.	4-1-5	0.0-0	0	0
Maryland	4-0-4	0.0-0	0	0
Minnesota	1-4-5	0.0-0	0	0
Northwestern	5-3-8	0.0-0	0	0
USC	3-5-8	0.0-0	0	0
UCLA	4-2-6	0.0-0	0	0
Penn St.	2-2-4	0.5-1	0	0
Iowa	3-0-3	0.0-0	0	0

### CAREER TACKLE STATS

YEAR	G/S	UT	AT	TT	TFL-YD	SCK-YD
2024						
				Redshirt		
2025	12/8	33	27	60	2.0-5	0.0-0
<b>Total</b>	<b>12/8</b>	<b>33</b>	<b>27</b>	<b>60</b>	<b>2.0-5</b>	<b>0.0-0</b>

### CAREER MISCELLANEOUS STATS

YEAR	FF	FR	PBU	INT	QBH	BLK
2024						
				Redshirt		
2025	0	0	1	0	0	0
<b>Total</b>	<b>0</b>	<b>0</b>	<b>1</b>	<b>0</b>	<b>0</b>	<b>0</b>

### CAREER HIGHS

<b>Tackles</b>	8 twice
<b>TFLs</b>	1.0 vs. Akron (2025)
<b>Sacks</b>	none
<b>Breakups</b>	1 vs. Akron (2025)



# HEINRICH HAABERG #10

6-5 | 230 | SR. | TE  
KEARNEY, NEB.

## CAREER HONORS

- Big Ten Sportsmanship Award (2025)
- 3-Time Academic All-Big Ten
- 7-Time Nebraska Scholar-Athlete Honor Roll

## PERSONAL NOTES

- His father, Rod, was a walk-on fullback at Nebraska in the early 1990s
- Graduated with a degree in finance

## CAREER NOTES

- Played quarterback his first four seasons on campus (2021-24)
- Went 5-3 as Nebraska's starting quarterback and accumulated 1,068 passing yards and 579 rushing yards with 13 total touchdowns
- Switched to tight end following the 2024 regular season and started at tight end in the 2024 Pinstripe Bowl
- Has started eight games at quarterback and two games at tight end in his career

## CAREER SUPERLATIVES

- 100-Yard Rushing Games: 1

## SEASON HIGHLIGHTS

- Has played in every game with one start
- Has set career highs with eight receptions, 52 receiving yards and one receiving touchdown
- Had two carries for four yards against Cincinnati
- Had a 9-yard reception against Akron and also carried the ball once
- Caught a career-long 13-yard pass vs. HCU
- Set career highs with three receptions for 18 yards against No. 21 Michigan, catching a 3-yard touchdown pass for his first career receiving touchdown
- Had one catch and one carry vs. Michigan State
- Caught a 13-yard pass at Maryland that gave NU a 1st-and-goal on its game-winning touchdown drive with less than two minutes remaining
- Had one carry for one yard against Northwestern, picking up a first down on a 4th-and-1 rush
- Caught a 1-yard pass against No. 23 USC
- Had a 2-yard carry at UCLA on a 3rd-and-1 play to keep a touchdown drive alive
- Made his first start of the season and second career start at tight end at Penn State
- Had two carries for two yards against Iowa, including a 4th-and-1 conversion

## GAME-BY-GAME

OPPONENT	REC.	YDS	TD	LONG
Cincinnati	0	0	0	-
Akron	1	9	0	9
Houston Christian	1	13	0	8
Michigan	3	18	1	9
Michigan St.	1	-2	0	-2
Maryland	1	13	0	13
Minnesota	0	0	0	-
Northwestern	0	0	0	-
USC	1	1	0	1
UCLA	0	0	0	-
Penn St.	0	0	0	-
Iowa	0	0	0	-

## CAREER RECEIVING STATS

YEAR	G/S	REC.	YDS	Y/R	Y/G	TD
2021						
2022						
2023	10/8	2	12	6.0	1.2	0
2024	12/1	2	16	8.0	1.3	0
2025	12/1	8	52	6.5	4.3	1
<b>TOTAL</b>	<b>34/10</b>	<b>12</b>	<b>80</b>	<b>6.7</b>	<b>2.4</b>	<b>1</b>

PASSING: 87-175, 1,068 yds, 7 TDs, 8 INTs

## CAREER RUSHING STATS

YEAR	G/S	ATT.	NET	Y/A	Y/G	TD
2021						
2022						
2023	10/8	120	477	4.0	47.7	5
2024	12/1	25	102	4.1	8.5	1
2025	12/1	9	9	1.0	0.8	0
<b>TOTAL</b>	<b>34/10</b>	<b>154</b>	<b>588</b>	<b>3.8</b>	<b>17.3</b>	<b>6</b>

## CAREER RECEIVING HIGHS

<b>Receptions</b>	3 vs. #21 Michigan (2025)
<b>Receiving Yards</b>	18 vs. #21 Michigan (2025)
<b>Receiving Touchdowns</b>	1 vs. #21 Michigan (2025)
<b>Long Reception</b>	13 twice

## CAREER RUSHING HIGHS

<b>Attempts</b>	21 vs. Northern Illinois (2023)
<b>Yards</b>	157 vs. Louisiana Tech (2023)
<b>Touchdowns</b>	1 six times
<b>Long Rush</b>	72 [TD] vs. La. Tech (2023)



# JOHN HOHL #90

6-0 | 195 | SO. | PK  
LINCOLN, NEB.

## CAREER HONORS

- 3-Time Nebraska Scholar-Athlete Honor Roll

## NEBRASKA RECORD

- Longest Road FG: 54 yards at Ohio St. (2024)

## CAREER NOTES

- Transferred to Nebraska after spending one season and redshirting at Iowa Western in 2023
- His brother, Jacob, was a Husker punter (2022-23)

## SEASON HIGHLIGHTS

- Has played in nine games as Nebraska's primary kickoff specialist
- Leads NU with 52 kickoffs and 24 touchbacks
- Kicked off twice against Cincinnati and Akron
- Had four touchbacks on nine kickoffs against Houston Christian
- Recorded four touchbacks on five kickoffs against Michigan State
- Had five touchbacks on seven kickoffs at Maryland
- Had one touchback on three kickoffs at Minnesota
- Kicked off five times with three touchbacks against Northwestern
- Had one touchback on four kickoffs against USC
- Had two touchbacks on five kickoffs at UCLA
- Had two touchbacks on three kickoffs at Penn State
- Had two touchbacks on five kickoffs vs. Iowa

## GAME-BY-GAME

OPPONENT	XP-ATT	FG-ATT	LG	BK	PTS
Cincinnati	0-0	0-0	-	0	0
Akron	0-0	0-0	-	0	0
Houston Christian	0-0	0-0	-	0	0
Michigan					
Michigan St.	0-0	0-0	-	0	0
Maryland	0-0	0-0	-	0	0
Minnesota	0-0	0-0	-	0	0
Northwestern	0-0	0-0	-	0	0
USC	0-0	0-0	-	0	0
UCLA	0-0	0-0	-	0	0
Penn St.	0-0	0-0	-	0	0
Iowa	0-0	0-0	-	0	0

## CAREER STATS

YEAR	G/S	PAT	FG	PCT.	PTS	LG
2024	13/10	23-25	10-15	66.7	53	54
2025	12/0	0-0	0-0	0.0	0	-
<b>Total</b>	<b>25/10</b>	<b>23-25</b>	<b>10-15</b>	<b>66.7</b>	<b>53</b>	<b>54</b>

KICKOFFS: 67 att., 29 touchbacks

TACKLES: 2 solo, 0 assisted, 2 total

## CAREER HIGHS

<b>Field Goal Attempts</b>	3 three times
<b>Field Goals Made</b>	3 twice
<b>Long Field Goal</b>	54 at Ohio St. (2024)
<b>Points</b>	14 vs. Wisconsin (2024)
<b>PATs</b>	5 vs. Wisconsin (2024)
<b>Kickoffs</b>	9 vs. HCU (2025)
<b>Touchbacks</b>	5 at Maryland (2025)



**NYZIAH  
HUNTER** **#13**  
6-1 | 205 | SO. | WR  
SALINAS, CALIF.

CAREER HONORS

- Nebraska Scholar-Athlete Honor Roll (Spring 2025)

CAREER NOTES

- Spent two seasons at Cal (2023-24) before transferring to Nebraska
- After redshirting in 2023, played in 12 games with eight starts in 2024, recording 40 catches for 578 yards five touchdowns

CAREER SUPERLATIVES

- 100-Yard Receiving Games: 1
- Games with 2 Receiving Touchdowns: 2

SEASON HIGHLIGHTS

- Has started every game and leads NU with a career-high 617 receiving yards and five receiving touchdowns
- Ranks 2nd on the team with 43 catches
- Led the team with 65 receiving yards on a career-high six catches against Cincinnati
- Caught a 5-yard touchdown pass with 11 seconds remaining in the first half
- Caught four passes for 82 yards against Akron
- Had a 16-yard reception vs. Houston Christian
- Caught two passes for 34 yards against No. 21 Michigan
- Led Nebraska with 93 receiving yards against Michigan State, including a 59-yard touchdown
- Had five catches for a career-high 125 yards at Maryland, posting his first career 100-yard receiving game
- Also tied his career high with two touchdown catches, including a career-long 64-yard touchdown catch
- Caught five passes for 40 yards at Minnesota
- Led Nebraska with six catches and 70 receiving yards against Northwestern, including a 12-yard touchdown
- Led the Huskers with five catches and 30 receiving yards against No. 23 USC
- Became the first Husker since Wan'Dale Robinson in 2020 to have five or more receptions in four consecutive games
- Caught three passes for 37 yards at UCLA
- Had a 19-yard reception at Penn State
- Caught a 6-yard pass against Iowa

GAME-BY-GAME

OPPONENT	REC.	YDS	TD	LONG
Cincinnati	6	65	1	24
Akron	4	82	0	36
Houston Christian	1	16	0	16
Michigan	2	34	0	21
Michigan St.	4	93	1	59
Maryland	5	125	2	64
Minnesota	5	40	0	12
Northwestern	6	70	1	26
USC	5	30	0	11
UCLA	3	37	0	17
Penn St.	1	19	0	19
Iowa	1	6	0	6

CAREER RECEIVING STATS

YEAR	G/S	REC.	YDS	Y/R	Y/G	TD
2023*			Redshirt			
2024*	12/8	40	578	14.5	48.2	5
2025	12/12	43	617	14.3	51.4	5
<b>TOTAL</b>	<b>24/20</b>	<b>83</b>	<b>1,195</b>	<b>14.4</b>	<b>49.8</b>	<b>10</b>

\*at Cal

RUSHING: 2 att., 3 yds, 0 TDs

CAREER HIGHS

Receptions	6 twice
Receiving Yards	125 at Maryland (2025)
Receiving Touchdowns	2 twice
Long Reception	64 at Maryland [TD] (2025)



ELIJAH  
JEUDY

#16

6-3 | 300 | SR. | DL  
PHILADELPHIA, PA.

#### CAREER HONORS

- Academic All-Big Ten (2024)
- 3-Time Nebraska Scholar-Athlete Honor Roll

#### PERSONAL NOTES

- Graduated with a degree in child, youth and family studies
- Is married and has one son

#### CAREER NOTES

- Spent two seasons at Texas A&M (2021-22), playing in three games and recording one tackle

#### SEASON HIGHLIGHTS

- Has played in every game with 11 starts and set career highs with 16 tackles and 1.0 sack
- Had two tackles against Akron
- Made one solo stop vs. Houston Christian
- Tied his career high with three tackles against No. 21 Michigan and forced a fumble
- Had two tackles with a 10-yard sack vs. MSU
- Recorded one tackle at Maryland
- Totaled three tackles at Minnesota
- Had three more tackles vs. Northwestern
- Made one solo tackle against No. 23 USC
- Had a quarterback hurry against UCLA

#### GAME-BY-GAME

OPPONENT	UT-AT-TT	TFL-YD	SACK-YD
Cincinnati	0-0-0	0.0-0	0.0-0
Akron	0-2-2	0.0-0	0.0-0
Houston Christian	1-0-1	0.0-0	0.0-0
Michigan	2-1-3	0.0-0	0.0-0
Michigan St.	1-1-2	1.0-10	1.0-10
Maryland	1-0-1	0.0-0	0.0-0
Minnesota	2-1-3	0.0-0	0.0-0
Northwestern	2-1-3	0.0-0	0.0-0
USC	1-0-1	0.0-0	0.0-0
UCLA	0-0-0	0.0-0	0.0-0
Penn St.	0-0-0	0.0-0	0.0-0
Iowa	0-0-0	0.0-0	0.0-0

#### CAREER TACKLE STATS

YEAR	G/S	UT	AT	TT	TFL-YD	SCK-YD
2021^*	1/0	0	1	1	0.0-0	0.0-0
2022^	2/0	0	0	0	0.0-0	0.0-0
2023	11/0	4	4	8	1.0-3	0.0-0
2024	13/1	9	4	13	2.0-4	0.0-0
2025	12/11	10	6	16	1.0-10	1.0-10
<b>TOTAL</b>	<b>39/12</b>	<b>23</b>	<b>15</b>	<b>38</b>	<b>4.0-17</b>	<b>1.0-10</b>

^at Texas A&M; \*redshirt season

#### CAREER MISCELLANEOUS STATS

YEAR	FF	FR	PBU	INT	QBH	BLK
2021^*	0	0	0	0	0	0
2022^	0	0	0	0	0	0
2023	0	0	0	0	0	1
2024	0	1	0	0	1	0
2025	1	0	0	0	1	0
<b>TOTAL</b>	<b>1</b>	<b>1</b>	<b>0</b>	<b>0</b>	<b>2</b>	<b>1</b>

^at Texas A&M; \*redshirt season

#### CAREER HIGHS

<b>Tackles</b>	3 four times
<b>TFLs</b>	1.0 three times
<b>Sacks</b>	1.0 vs. Michigan St. (2025)
<b>Breakups</b>	none
<b>Blocked Field Goal</b>	1 vs. Purdue (2023)



# EMMETT JOHNSON #21

5-11 | 200 | JR. | RB  
MINNEAPOLIS, MINN.

## CAREER HONORS

- First-Team All-American (On3, CBS, SI, Sporting News)
- Second-Team All-American (FWAA, Walter Camp, The Athletic)
- Big Ten Running Back of the Year (2025)
- Maxwell Award Semifinalist (2025)
- Doak Walker Award Semifinalist (2025)
- First-Team All-Big Ten (2025)
- Maxwell Club National Player of the Week (2025 vs. UCLA)
- B1G Off. Player of the Week (2025 vs. UCLA)
- 2-Time Academic All-Big Ten
- 5-Time Nebraska Scholar-Athlete Honor Roll

## NEBRASKA RECORDS

- Receiving TDs by a RB (Game): 2 at UCLA (2025)
- Games with 100 Rushing & Receiving Yards: 1

## CAREER SUPERLATIVES

- 100-yard rushing games: 9
- 200-yard rushing games: 1
- 100-yard receiving games: 1
- 100-yard rushing & receiving games: 1
- Games with 2+ rushing touchdowns: 3
- Games with 3+ rushing touchdowns: 1
- Games with 2+ receiving touchdowns: 1

## 2025 FBS TOP-25 RANKINGS

- Yards From Scrimmage Per Game: 1st (151.8)
- All-Purpose Yards Per Game: 1st (151.8)
- Receptions by a Running Back: 1st (46)
- Yards From Scrimmage: 2nd (1,821)
- Rushing Yards: 3rd (1,451)
- Rushing Yards Per Game: 4th (120.9)
- Carries: 4th (251)
- Receiving Yards by a Running Back: 9th (370)
- Total Touchdowns: 12th (15)

## SEASON HIGHLIGHTS

- Big Ten Running Back of the Year and All-American will miss the Las Vegas Bowl after declaring for the NFL Draft
- Has started every game and leads NU with 251 carries, 1,451 rushing yards, 12 rushing TDs, 46 catches, 15 total TDs & 1,821 all-purpose yards
- His 44 receptions are the 2nd-most by a running back in school history
- Is 1 of 3 backs with 1,400 or more rushing yards
- 1st Big Ten player with 40 receptions and 1,200 rushing yards since 2017
- Is Nebraska's first 1,000-yard rusher since the 2018 season and has rushed for the most yards by a Husker since Ameer Abdullah in 2014
- In conference games only, rushed for 1,125 yards, the most by a Husker in the Big Ten era
- Had 1,454 yards from scrimmage in Big Ten play, the 7th-highest total by a player since 1995
- Had 32 offensive touches on Nebraska's 78 total plays against Cincinnati
- Had 25 carries for 108 yards, his second career 100-yard rushing game
- Also led Nebraska with seven receptions as he totaled 27 receiving yards
- Had 140 rushing yards with two touchdowns against Akron

- Became the first Husker with back-to-back 100-yard rushing games since 2022
- Also caught two passes for seven yards, including a 4-yard touchdown reception
- Had 78 yards on 13 carries against Houston Christian while scoring two rushing touchdowns for the second straight game
- Had 19 carries for 65 yards and five receptions for 32 yards against No. 21 Michigan, totaling 97 yards from scrimmage
- Totaled 120 yards from scrimmage against Michigan State
- Had 13 carries for 83 yards with a career-high three rushing touchdowns against the Spartans
- Also led NU with six receptions totaling 37 receiving yards against Michigan State
- Rushed for 176 yards on 21 carries at Maryland
- Added two catches for 20 yards against the Terps to record 196 scrimmage yards and surpass 2,000 career yards from scrimmage
- Totaled 100 yards from scrimmage on 19 touches at Minnesota, including 14 carries for 63 yards and five catches for 37 yards
- Had 27 carries while rushing for 124 yards and two touchdowns against Northwestern
- Scored the game-winning touchdown with a four-yard score with 2:44 remaining
- Also added two catches for 15 yards to finish with 139 scrimmage yards vs. Northwestern
- Set a career high with 29 carries against No. 23 USC, finishing with 165 rushing yards, the second-highest total of his career
- Rushed for one touchdown against USC and added two catches for 15 yards to finish with 180 yards from scrimmage
- Posted his third straight 100-yard rushing game at UCLA, the first Husker to have three straight 100-yard rushing games in Big Ten play since 2017
- Had 28 carries for 129 yards and one touchdown against the Bruins while becoming the first Husker with 25 or more carries in three consecutive games since Ahman Green in 1997
- Also posted his first career 100-yard receiving game at UCLA, catching three passes for 103 yards and two touchdowns, with 86 of his 103 receiving yards coming after the catch
- Became the first player in school history to have 100 rushing and receiving yards in the same game
- Totaled 232 scrimmage yards at UCLA
- Was named the Maxwell Club National Player of the Week and the Big Ten Offensive Player of the Week for his performance at UCLA
- Had 19 carries for 103 yards - including a career-long 52-yard run - at Penn State while adding a career-high eight catches for 48 yards
- Became the first Husker to have four straight 100-yard rushing games since 2013
- Set career highs with 217 rushing yards and 239 yards from scrimmage against Iowa
- Marked Nebraska's first 200-yard rushing game since Ameer Abdullah in 2014
- Became just the 4th player in the last 10 years to rush for 200 yards against Iowa
- Had a career-long 70-yard run vs. Iowa

## NU CAREER RECEPTIONS BY A RB

RK.	PLAYER, YEARS	REC.
1.	Marlon Lucky, 2005-08	135
t-2.	Emmett Johnson, 2022-pres.	92

## NU CAREER RECEIVING YARDS BY A RB

RK.	PLAYER, YEARS	YARDS
1.	Marlon Lucky, 2005-08	1,379
2.	Jeff Kinney, 1969-71	864
3.	Cory Ross, 2002-05	729
4.	Emmett Johnson, 2022-pres.	702
5.	Ameer Abdullah, 2011-14	690

## RUSHING GAME-BY-GAME

OPPONENT	ATT.	YDS	TD	LONG
Cincinnati	25	108	0	16
Akron	14	140	2	47
Houston Christian	13	78	2	17
Michigan	19	65	0	14
Michigan St.	13	83	3	23
Maryland	21	176	0	50
Minnesota	14	63	0	12
Northwestern	27	124	2	15
USC	29	165	1	23
UCLA	28	129	1	13
Penn St.	19	103	0	52
Iowa	29	217	1	70

## RECEIVING GAME-BY-GAME

OPPONENT	REC.	YDS	TD	LONG
Cincinnati	7	27	0	9
Akron	2	7	1	4
Houston Christian	2	7	0	5
Michigan	5	32	0	8
Michigan St.	6	37	0	9
Maryland	2	20	0	10
Minnesota	5	37	0	12
Northwestern	2	15	0	8
USC	2	15	0	14
UCLA	3	103	2	56
Penn St.	8	48	0	22
Iowa	2	22	0	13

## CAREER RUSHING STATS

YEAR	G/S	ATT.	NET	Y/A	Y/G	TD
2022*	4/0	0	0	0.0	0.0	0
2023	12/6	90	411	4.6	34.3	2
2024	13/5	117	598	5.1	46.0	1
2025	12/12	251	1,451	5.8	120.9	12
<b>TOTAL</b>	<b>41/23</b>	<b>458</b>	<b>2,460</b>	<b>5.4</b>	<b>60.0</b>	<b>15</b>

\*redshirt season

KICKOFF RETURNS: 3 ret., 39 yds, 0 TDs

## CAREER RECEIVING STATS

YEAR	G/S	REC.	YDS	Y/R	Y/G	TD
2022*	4/0	0	0	0.0	0.0	0
2023	12/6	7	46	6.6	3.8	0
2024	13/5	39	286	7.3	22.0	2
2025	12/12	46	370	8.0	30.8	3
<b>TOTAL</b>	<b>41/23</b>	<b>92</b>	<b>702</b>	<b>7.6</b>	<b>17.1</b>	<b>5</b>

\*redshirt season

## CAREER RUSHING HIGHS

Rushing Attempts	29 twice
Rushing Yards	217 vs. Iowa (2025)
Rushing TDs	3 vs. Michigan St. (2025)
Long Rush	70 vs. Iowa (2025)

## CAREER RECEIVING HIGHS

Receptions	8 at Penn St. (2025)
Receiving Yards	103 at UCLA (2025)
Receiving TDs	2 at UCLA (2025)
Long Reception	56 [TD] at UCLA (2025)



**DONOVAN  
JONES** **#37**

**6-1 | 200 | R-FR. | DB  
OMAHA, NEB.**

#### CAREER HONORS

- 2-Time Nebraska Scholar-Athlete Honor Roll

#### SEASON HIGHLIGHTS

- Has played in every game with 10 starts
- Has 51 tackles and is just the 5th Husker freshman to record 50 tackles since the NCAA restored freshmen eligibility in 1972
- Ranks 2nd on the team with four pass breakups
- Had three tackles and his first career pass breakup against Cincinnati as the Huskers held the Bearcats to 69 passing yards on 25 attempts
- Had one solo tackle vs. Akron and helped the Huskers hold the Zips to 62 passing yards on 23 attempts
- Made the first start of his career against Houston Christian and had a career-high four tackles with a half tackle for loss
- HCU held to 67 passing yards, marking the first time since 1990 that NU limited three straight opponents to fewer than 100 passing yards
- Made six tackles against No. 21 Michigan
- Had a career-high seven tackles vs. Michigan State
- Totaled two solo tackles at Maryland
- Recorded three solo tackles at Minnesota
- Had a career-high seven tackles vs. Northwestern and posted his first career interception
- Had one solo tackle and a career-high two pass breakups against No. 23 USC
- Helped limit USC to fewer than 150 passing yards for the first time in 83 games
- Recorded four tackles at UCLA
- Totaled four tackles at Penn State, including a 1-yard tackle for loss
- Tied for the team lead with a career-high nine tackles against Iowa
- Also broke up a pass against the Hawkeyes

#### NU FRESHMAN TACKLE LEADERS\*

RK.	PLAYER, YEAR	TACK.
1.	Michael Rose-Ivey, 2013	65
2.	Dedrick Young II, 2015	61
3.	<b>Rex Guthrie, 2025</b>	<b>60</b>
4.	Ernest Hausmann, 2022	54
5.	<b>Donovan Jones, 2025</b>	<b>51</b>

*\*since freshmen regained eligibility in 1972*

#### GAME-BY-GAME

OPPONENT	UT-AT-TT	TFL-YD	PBU	INT
Cincinnati	2-1-3	0.0-0	1	0
Akron	1-0-1	0.0-0	0	0
Houston Christian	3-1-4	0.5-3	0	0
Michigan	4-2-6	0.0-0	0	0
Michigan St.	2-5-7	0.0-0	0	0
Maryland	2-0-2	0.0-0	0	0
Minnesota	3-0-3	0.0-0	0	0
Northwestern	4-3-7	0.0-0	0	1
USC	1-0-1	0.0-0	2	0
UCLA	3-1-4	0.0-0	0	0
Penn St.	3-1-4	1.0-1	0	0
Iowa	7-2-9	0.0-0	1	0

#### CAREER TACKLE STATS

YEAR	G/S	UT	AT	TT	TFL-YD	SCK-YD
2024*	5/0	3	2	5	1.0-2	0.0-0
2025	12/10	35	16	51	1.5-4	0.0-0
<b>TOTAL</b>	<b>17/10</b>	<b>38</b>	<b>18</b>	<b>56</b>	<b>2.5-6</b>	<b>0.0-0</b>

*\*redshirt*

#### CAREER MISCELLANEOUS STATS

YEAR	FF	FR	PBU	INT	QBH	BLK
2024*	0	0	0	0	0	0
2025	0	0	4	1	0	0
<b>TOTAL</b>	<b>0</b>	<b>0</b>	<b>4</b>	<b>1</b>	<b>0</b>	<b>0</b>

*\*redshirt*

#### CAREER HIGHS

<b>Tackles</b>	9 vs. Iowa (2025)
<b>TFLs</b>	1.0 twice
<b>Sacks</b>	none
<b>Breakups</b>	2 vs. USC (2025)
<b>Interceptions</b>	1 vs. Northwestern (2025)

**DANE  
KEY**

#6

**6-3 | 210 | SR. | WR  
LEXINGTON, KY.****CAREER HONORS**

- 2025 Team Captain
- Nebraska Scholar-Athlete Honor Roll (Spring 2025)

**2025 WATCH LIST**

- Senior Bowl Top 300 List

**CAREER SUPERLATIVES**

- 100-yard receiving games: 4
- 2-Touchdown Receiving Games: 1

**CAREER NOTES**

- Was a three-year starter at Kentucky (2022-24) before transferring to Nebraska
- Caught 126 passes for 1,870 yards and 14 touchdowns over 38 games and 35 starts with the Wildcats

**SEASON HIGHLIGHTS**

- 1 of 10 Huskers to win a team vote to wear a single-digit number
- Has played in every game with 11 starts and is tied for the team lead with five receiving touchdown catches while ranking 3rd with 424 receiving yards
- Caught six passes for 51 yards against Cincinnati
- Caught a 3-yard touchdown pass on fourth down in the fourth quarter for what proved to be the game-winning score
- Had three catches for 35 yards against Akron, including an 18-yard touchdown
- Caught four passes for 104 yards - all in the first half - against Houston Christian, including a 39-yard touchdown
- Eclipsed 2,000 career receiving yards against HCU
- Recorded three receptions for 36 yards against No. 21 Michigan
- Had four catches for 43 yards at Maryland, including the game-winning 3-yard touchdown grab with 1:08 remaining
- Caught three passes for 22 yards against Northwestern
- Had two catches for 23 yards against No. 23 USC, including a 14-yard touchdown
- Caught three passes for 46 yards at UCLA
- Had four receptions for 48 yards at Penn State
- Led Nebraska with three catches against Iowa totaling 16 receiving yards

**GAME-BY-GAME**

OPPONENT	REC.	YDS	TD	LONG
Cincinnati	6	51	1	15
Akron	3	35	1	18
Houston Christian	4	104	1	40
Michigan	3	36	0	21
Michigan St.	0	0	0	-
Maryland	4	43	1	19
Minnesota	0	0	0	-
Northwestern	3	22	0	13
USC	2	23	1	14
UCLA	3	46	0	29
Penn St.	4	48	0	19
Iowa	3	16	0	6

**CAREER RECEIVING STATS**

YEAR	G/S	REC.	YDS	Y/R	Y/G	TD
2022*	13/12	37	519	14.0	39.9	6
2023*	13/12	42	636	15.1	48.9	6
2024*	12/11	47	715	15.2	59.6	2
2025	12/11	35	424	12.1	35.3	5
<b>TOTAL</b>	<b>50/46</b>	<b>162</b>	<b>2,294</b>	<b>14.2</b>	<b>45.9</b>	<b>19</b>

\*at Kentucky

**RUSHING:** 1 att., -2 yds, 0 TDs**CAREER HIGHS**

<b>Receptions</b>	8 twice*
<b>Receiving Yards</b>	145 vs. Ohio (2024)*
<b>Receiving Touchdowns</b>	2 at Missouri (2022)*
<b>Long Reception</b>	58 vs. Clemson (2023)*

\*at Kentucky

**ACTIVE FBS CAREER RECEIVING YARDS**

RK.	PLAYER, SCHOOL	YARDS
1.	Corey Rucker, Arkansas St.	3,955
2.	Caullin Lacy, Louisville	3,260
3.	Eric McAlister, TCU	3,015
4.	Ashtyn Hawkins, Baylor	2,933
5.	Skyler Bell, UConn	2,893
6.	Elijah Saratt, Indiana	2,835
7.	CJ Daniels, Miami	2,830
8.	De'Zhaun Stribling, Ole Miss	2,686
9.	Junior Vandeross III, Toledo	2,586
10.	Chase Roberts, BYU	2,529
11.	Malachi Fields, Notre Dame	2,479
12.	Trayvon Rudolph, Toledo	2,470
13.	Jeremiah Smith, Ohio St.	2,401
14.	Lewis Bond, Boston College	2,385
15.	Easton Messer, Fla. Atlantic	2,373
16.	Kris Hutson, Arizona	2,359
17.	Antonio Williams, Clemson	2,336
18.	Cam Ross, Virginia	2,317
17.	<b>Dane Key, Nebraska</b>	<b>2,294</b>

**ACTIVE FBS CAREER RECEIVING TDs**

RK.	PLAYER, SCHOOL	TDs
1.	CJ Daniels, Miami	28
	Elijah Saratt, Indiana	28
3.	Corey Rucker, Arkansas St.	27
4.	Jeremiah Smith, Ohio St.	26
5.	KC Concepcion, Texas A&M	25
6.	Eric McAlister, TCU	24
	Skyler Bell, UConn	24
8.	Tanner Koziol, Houston	23
9.	Jordyn Tyson, Arizona St.	22
	De'Zhaun Stribling, Ole Miss	22
11.	5 players tied	21
16.	2 players tied	20
t-18.	<b>Dane Key, Nebraska</b>	<b>19</b>



TJ  
**LATEEF**

#14

6-1 | 200 | FR. | QB  
COMPTON, CALIF.

### CAREER HONORS

- Nebraska Scholar-Athlete Honor Roll (Spring 2025)

### SEASON HIGHLIGHTS

- Has played in six games with three starts
- Is just the 5th true freshman to start at quarterback for Nebraska since 1950
- Has yet to throw an interception in 95 career pass attempts
- Made his Husker debut in impressive fashion against Akron
- Completed 6-of-7 passes for 128 yards and carried twice for 17 yards, including an 8-yard touchdown for his first career score
- Was even better against Houston Christian, completing 5-of-5 passes for 126 yards and one touchdown, including a 62-yard touchdown pass
- Also had a rushing touchdown vs. HCU
- Played most of the 2nd half against No. 23 USC after starting quarterback Dylan Raiola was injured
- Completed 5-of-7 passes for seven yards and had six carries for 18 yards against the Trojans
- Made his first career start and led Nebraska to a win at UCLA
- Completed 13-of-15 passes for 205 yards and three touchdowns against the Bruins while rushing five times for 31 yards
- Led Nebraska to a touchdown on the Huskers' first four full drives of the game
- Completed 21-of-37 passes for 187 yards at Penn State, setting career highs in completions and attempts
- Also carried the ball 10 times for 15 yards with an 11-yard touchdown run vs. the Nittany Lions
- Battled an injury during the Iowa game to throw for 69 yards and rush once for two yards

### PASSING GAME-BY-GAME

OPPONENT	COMP-ATT	YDS	TD	INT
Cincinnati	-Did Not Play-			
Akron	6-7	128	0	0
Houston Christian	5-5	126	1	0
Michigan	-Did Not Play-			
Michigan St.	-Did Not Play-			
Maryland	-Did Not Play-			
Minnesota	-Did Not Play-			
Northwestern	-Did Not Play-			
USC	5-7	7	0	0
UCLA	13-15	205	3	0
Penn St.	21-37	187	0	0
Iowa	9-24	69	0	0

### RUSHING GAME-BY-GAME

OPPONENT	ATT.	YDS	TD	LONG
Cincinnati	-Did Not Play-			
Akron	2	17	1	9
Houston Christian	3	15	1	7
Michigan	-Did Not Play-			
Michigan St.	-Did Not Play-			
Maryland	-Did Not Play-			
Minnesota	-Did Not Play-			
Northwestern	-Did Not Play-			
USC	6	18	0	10
UCLA	5	31	0	14
Penn St.	10	15	1	11
Iowa	1	2	0	2

### CAREER PASSING STATS

YEAR	G/S	CMP-ATT	PCT	YDS	TD	INT
2025	6/3	59-95	62.1	722	4	0

### CAREER RUSHING STATS

YEAR	G/S	ATT.	NET	Y/A	Y/G	TD
2025	6/3	27	98	3.6	16.3	3

### CAREER PASSING HIGHS

Attempts	37 at Penn St. (2025)
Completions	21 at Penn St. (2025)
Yards	205 at UCLA (2025)
Touchdowns	3 at UCLA (2025)
Long Pass	62 vs. HCU (2025)

### CAREER RUSHING HIGHS

Attempts	10 at Penn St. (2025)
Yards	31 at UCLA (2025)
Touchdowns	1 three times
Long Rush	14 at UCLA (2025)



CAMERON  
**LENHARDT**

#11

6-3 | 270 | JR. | DL  
STATEN ISLAND, N.Y.

### CAREER HONORS

- Honorable-Mention Freshman All-American (2023)
- Academic All-Big Ten (2024)
- 3-Time Nebraska Scholar-Athlete Honor Roll

### SEASON HIGHLIGHTS

- Has played in every game with seven starts
- Recorded three tackles against Cincinnati
- Totaled three tackles with a half TFL vs. Akron
- Had his first career pass breakup against #21 Michigan
- Totaled three tackles with a 10-yard sack and a quarterback hurry against Michigan State
- Had one solo tackle at Minnesota
- Recorded three tackles against Northwestern
- Made one tackle against No. 23 USC
- Tied his season high with three tackles in a start at Penn State
- Had three tackles and a hurry against Iowa

### GAME-BY-GAME

OPPONENT	UT-AT-TT	TFL-YD	SACK-YD
Cincinnati	0-3-3	0.0-0	0.0-0
Akron	1-2-3	0.5-0	0.0-0
Houston Christian	0-0-0	0.0-0	0.0-0
Michigan	0-0-0	0.0-0	0.0-0
Michigan St.	2-1-3	1.0-10	1.0-10
Maryland	0-0-0	0.0-0	0.0-0
Minnesota	1-0-1	0.0-0	0.0-0
Northwestern	1-2-3	0.0-0	0.0-0
USC	0-1-1	0.0-0	0.0-0
UCLA	0-0-0	0.0-0	0.0-0
Penn St.	1-2-3	0.0-0	0.0-0
Iowa	2-1-3	0.0-0	0.0-0

### CAREER TACKLE STATS

YEAR	G/S	UT	AT	TT	TFL-YD	SCK-YD
2023	10/4	9	7	16	5.0-22	3.0-17
2024	13/2	7	9	16	3.0-8	0.5-3
2025	12/7	8	12	20	1.5-10	1.0-10
<b>TOTAL</b>	<b>35/13</b>	<b>24</b>	<b>28</b>	<b>52</b>	<b>9.5-40</b>	<b>4.5-30</b>

### CAREER MISCELLANEOUS STATS

YEAR	FF	FR	PBU	INT	QBH	BLK
2023	0	0	0	0	1	0
2024	0	0	0	0	2	0
2025	0	0	1	0	2	0
<b>TOTAL</b>	<b>0</b>	<b>0</b>	<b>1</b>	<b>0</b>	<b>5</b>	<b>0</b>

### CAREER HIGHS

Tackles	4 twice
TFLs	2.0 at Colorado (2023)
Sacks	2.0 at Colorado (2023)
Breakups	1 vs. #21 Michigan (2025)



LUKE  
LINDENMEYER #44

6-3 | 250 | JR. | TE  
LA VISTA, NEB.

#### CAREER HONORS

- Honorable-Mention All-Big Ten (2025)
- 2-Time Academic All-Big Ten
- 7-Time Nebraska Scholar-Athlete Honor Roll

#### PERSONAL NOTES

- Proposed to his fiancée, Kailyn Storovich, on the field following the Akron game

#### SEASON HIGHLIGHTS

- Has started every game this season and has at least one catch in 10 of 12 games
- Was an honorable-mention All-Big Ten pick
- Has more receptions (26), receiving yards (286) and receiving touchdowns (2) in 11 games this season than he had in 27 career games entering this season
- Had five catches for 47 yards against Cincinnati, setting career highs in both categories
- Had five catches and 47 yards after entering the game with five catches for 50 yards in his first 27 career games
- Caught three passes for 44 yards against Akron, including a 10-yard touchdown reception for his first career score
- Had a 9-yard reception vs. Houston Christian
- Set career highs with seven receptions and 60 receiving yards against No. 21 Michigan
- Caught a 6-yard pass against Michigan State
- Had two catches for 30 yards at Maryland with a 7-yard touchdown and a career-long-tying 23-yard catch on NU's game-winning drive
- Caught four passes at Minnesota and led Nebraska with 52 receiving yards
- Made a 15-yard catch against Northwestern
- Had two catches for 23 yards vs. No. 23 USC
- Had two catches for 20 yards against Iowa

#### GAME-BY-GAME

OPPONENT	REC.	YDS	TD	LONG
Cincinnati	5	47	0	19
Akron	3	44	1	22
Houston Christian	1	9	0	9
Michigan	7	60	0	23
Michigan St.	1	6	0	6
Maryland	2	30	1	23
Minnesota	4	52	0	29
Northwestern	1	15	0	15
USC	2	23	0	23
UCLA	0	0	0	-
Penn St.	0	0	0	-
Iowa	2	20	0	13

#### CAREER RECEIVING STATS

YEAR	G/S	REC.	YDS	Y/R	Y/G	TD
2022*	1/0	0	0	0.0	0.0	0
2023	13/5	0	0	0.0	0.0	0
2024	13/2	5	50	10.0	3.8	0
2025	12/12	28	306	10.9	25.5	2
<b>TOTAL</b>	<b>39/19</b>	<b>33</b>	<b>356</b>	<b>10.8</b>	<b>9.1</b>	<b>2</b>

RUSHING: 1 att., -2 yds, 0 TDs

\*redshirt season

#### CAREER HIGHS

Receptions	7 vs. #21 Michigan (2025)
Receiving Yards	60 vs. #21 Michigan (2025)
Receiving Touchdowns	1 twice
Long Reception	29 at Minnesota (2025)



HENRY  
LUTOFSKY #59

6-6 | 320 | SR. | OL  
CRAWFORDSVILLE, IOWA

#### CAREER HONORS

- 2025 Team Captain
- 2-Time Academic All-Big Ten
- 8-Time Nebraska Scholar-Athlete Honor Roll

#### PERSONAL NOTES

- Graduated with a degree in criminology and criminal justice

#### CAREER NOTES

- Has made 15 career starts at right guard with 12 starts at left guard

#### SEASON HIGHLIGHTS

- Has started every game at left guard
- Helped Nebraska total 728 yards against Akron, the eighth-highest total in school history

#### CAREER STATS

- Games: 50  
(2 in 2021; 12 in 2022; 12 in 2023; 12 in 2024; 12 in 2025)
- Starts: 27  
(2 in 2022; 2 in 2023; 11 in 2024; 12 in 2025)



# ANDREW MARSHALL #10

6-0 | 190 | JR. | DB  
EASTVALE, CALIF.

## CAREER HONORS

- Honorable-Mention All-Big Ten (2025)
- First-Team All-Big Sky CB (2024 at Idaho)
- Honorable-Mention All-Big Sky KR (2024 at Idaho)
- Nebraska Scholar-Athlete Honor Roll (Spring 2025)

## CAREER NOTES

- Was an all-conference cornerback during his two seasons at FCS Idaho (2023-24)
- Started 14 games with the Vandals and totaled 72 tackles, 1.5 TFLs and eight pass breakups
- Was also a top returner at Idaho, returning both a punt and kickoff for a touchdown

## SEASON HIGHLIGHTS

- Has started every game this season
- Was an honorable-mention All-Big Ten pick
- Has set career highs with one interception and 4.0 tackles for loss
- Started against Cincinnati and had five tackles with one pass breakup as Nebraska held Cincinnati to 69 passing yards on 25 attempts
- Had a TFL against Akron when NU limited the Zips to 62 passing yards on 23 attempts
- Recorded five tackles and 1.0 TFL against Houston Christian and helped limit the Huskies to 67 passing yards
- Marked the first time since 1990 that NU had limited three consecutive opponents to fewer than 100 passing yards
- Recorded four tackles against No. 21 Michigan
- Had five tackles with a 5-yard TFL against Michigan State
- Totaled four solo tackles at Maryland
- Recorded one solo tackle at Minnesota
- Had two solo tackles against Northwestern
- Totaled three tackles, a pass breakup and his first career interception against No. 23 USC
- Recorded his 100th career tackle against the Trojans
- Helped limit USC to fewer than 150 passing yards for the first time in 83 games
- Totaled five tackles at UCLA
- Recorded two tackles at Penn State
- Totaled four tackles, including a 2-yard TFL against Iowa

## GAME-BY-GAME

OPPONENT	UT-AT-TT	TFL-YD	PBU	INT
Cincinnati	2-3-5	0.0-0	1	0
Akron	1-0-1	1.0-1	0	0
Houston Christian	4-1-5	1.0-1	0	0
Michigan	2-2-4	0.0-0	0	0
Michigan St.	4-1-5	1.0-5	0	0
Maryland	4-0-4	0.0-0	0	0
Minnesota	1-0-1	0.0-0	0	0
Northwestern	2-0-2	0.0-0	0	0
USC	1-2-3	0.0-0	2	1
UCLA	4-1-5	0.0-0	0	0
Penn St.	1-1-2	0.0-0	0	0
Iowa	3-1-4	1.0-2	0	0

## CAREER TACKLE STATS

YEAR	G/S	UT	AT	TT	TFL-YD	SCK-YD
2023*	13/1	13	9	22	0.5-3	0.0-0
2024*	13/13	31	19	50	1.0-2	0.0-0
2025	12/12	29	12	41	4.0-9	0.0-0
<b>TOTAL</b>	<b>38/26</b>	<b>73</b>	<b>40</b>	<b>113</b>	<b>5.5-14</b>	<b>0.0-0</b>

\*at FCS Idaho

## CAREER MISCELLANEOUS STATS

YEAR	FF	FR	PBU	INT	QBH	BLK
2023*	0	0	5	0	0	0
2024*	1	1	3	0	0	0
2025	0	0	3	1	0	0
<b>TOTAL</b>	<b>1</b>	<b>1</b>	<b>11</b>	<b>1</b>	<b>0</b>	<b>0</b>

\*at FCS Idaho

**KICKOFF RETURNS:** 9 ret., 373 yds, 1 TD

**PUNT RETURNS:** 14 ret., 150 yds, 1 TD

## CAREER HIGHS

<b>Tackles</b>	9 at Oregon (2024)*
<b>TFLs</b>	1.0 four times
<b>Sacks</b>	none
<b>Breakups</b>	2 twice
<b>Interceptions</b>	1 vs. USC (2025)
<b>Kickoff Returns</b>	3 at Idaho St. (2024)*
<b>Kickoff Return Yards</b>	181 at Idaho St. (2024)*

\*at FCS Idaho



**DASAN McCULLOUGH** **#15**

**6-5 | 235 | SR. | LB**  
**KANSAS CITY, KAN.**

#### CAREER HONORS

- Honorable-Mention Freshman All-American (2022 at Indiana)
- Honorable-Mention All-Big Ten (2025)
- Honorable-Mention All-Big Ten (2022 at Indiana)
- Nebraska Scholar-Athlete Honor Roll (Spring 2025)

#### PERSONAL NOTES

- His father, Deland, is the running backs coach for the Las Vegas Raiders and previously coached running backs for the Kansas City Chiefs (2018-2020)
- Deland was also the running backs coach at Indiana (2011-16 & 2021), USC (2017) and Notre Dame (2022-24)
- His brother, Deland McCullough II, was a defensive back at Miami (Ohio) and Indiana

#### CAREER NOTES

- Played at both Indiana (2022) and Oklahoma (2023-24) before transferring to Nebraska
- Was an honorable-mention All-Big Ten pick in his lone season as a Hoosier, totaling 49 tackles with 6.5 TFLs and 4.0 sacks
- Totaled 47 tackles and 7.0 TFLs over 17 games and eight starts at Oklahoma

#### SEASON HIGHLIGHTS

- Has played in 11 games with seven starts, missing one game due to injury
- Was an honorable-mention All-Big Ten pick
- Ranks 2nd on the team with 2.0 sacks
- Had four tackles with one pass breakup against Cincinnati
- Totaled the 100th tackle of his career against the Bearcats
- Had two solo tackles against Akron
- Recorded an 11-yard sack against Houston Christian
- Had two tackles for loss against No. 21 Michigan, including a 6-yard sack
- Had a half tackle for loss and a quarterback hurry against Michigan State
- Recorded three tackles at Maryland with 1.5 tackles for loss
- Finished with three tackles at Minnesota
- Had one quarterback hurry vs. Northwestern
- Recorded three tackles and had one quarterback hurry against No. 23 USC
- Missed the UCLA game with an injury
- Returned to make one tackle at Penn State
- Made one tackle against Iowa

#### GAME-BY-GAME

OPPONENT	UT-AT-TT	TFL-YD	SACK-YD
Cincinnati	1-3-4	0.0-0	0.0-0
Akron	2-0-2	0.0-0	0.0-0
Houston Christian	1-0-1	1.0-11	1.0-11
Michigan	2-0-2	2.0-10	1.0-6
Michigan St.	0-1-1	0.5-2	0.0-0
Maryland	2-1-3	1.5-5	0.0-0
Minnesota	2-1-3	0.0-0	0.0-0
Northwestern	0-0-0	0.0-0	0.0-0
USC	1-2-3	0.0-0	0.0-0
UCLA	-Did Not Play-		
Penn St.	0-1-1	0.0-0	0.0-0
Iowa	0-1-1	0.0-0	0.0-0

#### CAREER TACKLE STATS

YEAR	G/S	UT	AT	TT	TFL-YD	SCK-YD
2022*	12/4	32	17	49	6.5-38	4.0-33
2023^	10/7	15	15	30	3.5-4	0.0-0
2024^	7/1	10	7	17	2.5-6	0.0-0
2025	11/7	11	10	21	5.0-28	2.0-17
<b>TOTAL</b>	<b>40/19</b>	<b>68</b>	<b>49</b>	<b>117</b>	<b>17.5-76</b>	<b>6.0-50</b>

\*at Indiana; ^at Oklahoma

#### CAREER MISCELLANEOUS STATS

YEAR	FF	FR	PBU	INT	QBH	BLK
2022*	0	0	3	0	3	0
2023^	0	0	3	0	3	0
2024^	0	0	0	0	0	0
2025	0	0	1	0	3	0
<b>TOTAL</b>	<b>0</b>	<b>0</b>	<b>7</b>	<b>0</b>	<b>9</b>	<b>0</b>

\*at Indiana; ^at Oklahoma

#### CAREER HIGHS

<b>Tackles</b>	8 at Rutgers (2022)*
<b>TFLs</b>	2.0 twice
<b>Sacks</b>	2.0 vs. Idaho (2022)*
<b>Breakups</b>	2 vs. Maryland (2022)*

\*at Indiana



**DAWSON MERRITT** **#40**

**6-3 | 225 | FR. | LB**  
**STILWELL, KAN.**

#### CAREER HONORS

- Nebraska Scholar-Athlete Honor Roll (Spring 2025)

#### PERSONAL NOTES

- Dawson's father, Dave Merritt, is the defensive backs coach for the Kansas City Chiefs
- Dave Merritt is in his 7th season with the Chiefs in 2025 and his 25th season as an NFL coach
- Prior to coaching, Dave was an All-ACC linebacker at North Carolina State

#### SEASON HIGHLIGHTS

- Has played in eight games with two starts
- Missed the final four games of the regular season while dealing with an injury
- Recorded his first career tackle with a solo stop against Akron
- Had a career-high four tackles against Houston Christian with his first career tackle for loss (half TFL) and first career quarterback hurry
- Made his first career start against Michigan State and had two tackles, including a half TFL
- Also started at Maryland
- Had one solo tackle against Northwestern

#### GAME-BY-GAME

OPPONENT	UT-AT-TT	TFL-YD	SACK-YD
Cincinnati	0-0-0	0.0-0	0.0-0
Akron	1-0-1	0.0-0	0.0-0
Houston Christian	2-2-4	0.5-1	0.0-0
Michigan	0-0-0	0.0-0	0.0-0
Michigan St.	0-2-2	0.5-0	0.0-0
Maryland	0-0-0	0.0-0	0.0-0
Minnesota	0-0-0	0.0-0	0.0-0
Northwestern	1-0-1	0.0-0	0.0-0
USC	-Did Not Play-		
UCLA	-Did Not Play-		
Penn St.	-Did Not Play-		
Iowa	-Did Not Play-		

#### CAREER TACKLE STATS

YEAR	G/S	UT	AT	TT	TFL-YD	SCK-YD
2025	8/2	4	4	8	1.0-1	0.0-0

#### CAREER MISCELLANEOUS STATS

YEAR	FF	FR	PBU	INT	QBH	BLK
2025	0	0	0	0	1	0

#### CAREER HIGHS

<b>Tackles</b>	4 vs. HCU (2025)
<b>TFLs</b>	0.5 twice
<b>Sacks</b>	none
<b>Breakups</b>	none

**CORTEZ  
MILLS JR. #19****6-0 | 185 | FR. | WR  
HOMESTEAD, FLA.****SEASON HIGHLIGHTS**

- Has played in every game as a true freshman
- Had a 13-yard reception against Cincinnati
- Had a 7-yard reception against Akron
- Set career highs with three receptions for 98 yards against Houston Christian, including a 62-yard touchdown for his first career score
- Caught a 10-yard pass against No. 21 Michigan
- Had a 10-yard reception against Michigan State
- Made a 4-yard catch at Minnesota
- Caught a 5-yard pass at Penn State

**GAME-BY-GAME**

OPPONENT	REC.	YDS	TD	LONG
Cincinnati	1	13	0	13
Akron	1	7	0	7
Houston Christian	3	98	1	62
Michigan	1	10	0	10
Michigan St.	1	10	0	10
Maryland	0	0	0	-
Minnesota	1	4	0	4
Northwestern	0	0	0	-
USC	0	0	0	-
UCLA	0	0	0	-
Penn St.	1	5	0	5
Iowa	0	0	0	-

**CAREER RECEIVING STATS**

YEAR	G/S	REC.	YDS	Y/R	Y/G	TD
2025	12/0	9	147	16.3	12.3	1

**CAREER HIGHS**

Receptions	3 vs. HCU (2025)
Receiving Yards	98 vs. HCU (2025)
Receiving Touchdowns	1 vs. HCU (2025)
Long Reception	62 [TD] vs. HCU (2025)

**ISAIAH  
MOZEE #22****6-0 | 210 | FR. | RB  
KANSAS CITY, MO.****CAREER HONORS**

- Nebraska Scholar-Athlete Honor Roll (Spring 2025)

**PERSONAL NOTES**

- Isaiah's father, Jamar Mozee, is a senior football assistant at Nebraska

**SEASON HIGHLIGHTS**

- Has had at least one offensive touch in every game as a true freshman
- Saw action against Cincinnati and had one carry and a two-yard reception
- Caught three passes for 65 yards against Akron with a 5-yard punt return
- Had three catches for 26 yards with a 38-yard punt return against Houston Christian
- Had a 1-yard carry against No. 21 Michigan and a 23-yard kickoff return
- Recorded three carries for nine yards against Michigan State
- Had a career-high five carries while rushing for 24 yards at Maryland
- Also caught two passes for 10 yards against the Terps
- Had two carries for seven yards at Minnesota
- Rushed for a career-high 28 yards against Northwestern with a career-long 21-yard run
- Also had an 18-yard kickoff return against Northwestern
- Had one carry for four yards against No. 23 USC
- Rushed one time for three yards at UCLA
- Had a 4-yard catch at Penn State
- Carried twice for nine yards against Iowa

**RUSHING GAME-BY-GAME**

OPPONENT	ATT.	YDS	TD	LONG
Cincinnati	1	-2	0	0
Akron	0	0	0	-
Houston Christian	0	0	0	-
Michigan	1	1	0	1
Michigan St.	3	9	0	5
Maryland	5	24	0	8
Minnesota	2	7	0	5
Northwestern	3	28	0	21
USC	1	4	0	4
UCLA	1	3	0	3
Penn St.	0	0	0	-
Iowa	2	9	0	6

**RECEIVING GAME-BY-GAME**

OPPONENT	REC.	YDS	TD	LONG
Cincinnati	1	2	0	2
Akron	3	65	0	39
Houston Christian	3	26	0	15
Michigan	0	0	0	-
Michigan St.	0	0	0	-
Maryland	2	10	0	9
Minnesota	0	0	0	-
Northwestern	0	0	0	-
USC	0	0	0	-
UCLA	0	0	0	-
Penn St.	1	4	0	-
Iowa	0	0	0	-

**CAREER RUSHING STATS**

YEAR	G/S	ATT.	NET	Y/A	Y/G	TD
2025	12/0	19	83	4.4	6.9	0

**CAREER RECEIVING STATS**

YEAR	G/S	REC.	YDS	Y/R	Y/G	TD
2025	12/0	10	107	10.7	8.9	0

**PUNT RETURNS:** 2 ret., 43 yds, 0 TDs**KICKOFF RETURNS:** 3 ret., 70 yds, 0 TDs**CAREER HIGHS**

Rushing Attempts	5 at Maryland (2025)
Rushing Yards	28 vs. Northwestern (2025)
Rushing TDs	none
Long Rush	21 vs. Northwestern (2025)
Receptions	3 twice
Receiving Yards	65 vs. Akron (2025)
Receiving TDs	none
Long Reception	39 vs. Akron (2025)



MEKHI  
NELSON #35  
6-0 | 195 | R-FR. | RB  
WILKES-BARRE, PA.

CAREER HONORS

- 2-Time Nebraska Scholar-Athlete Honor Roll

SEASON HIGHLIGHTS

- Has played in 11 games
- Had a career-high five carries against Akron and scored on a 1-yard touchdown run
- Also had three catches for 52 yards against Akron, setting career highs in both categories
- Carried three times for a career-high 19 yards against No. 21 Michigan, with a career-long 11-yard rush
- Also had one catch against Michigan
- Had an 11-yard carry against Michigan State
- Also recovered a fumble on kickoff coverage that set up a go-ahead field goal
- Had a 6-yard catch against Northwestern
- Had a 2-yard carry against No. 23 USC
- Had three carries for 13 yards at Penn State
- Had a 3-yard carry against Iowa

GAME-BY-GAME

OPPONENT	ATT.	YDS	TD	LONG
Cincinnati	1	0	0	0
Akron	5	11	1	6
Houston Christian	-Did Not Play-			
Michigan	3	19	0	11
Michigan St.	1	11	0	11
Maryland	0	0	0	-
Minnesota	0	0	0	-
Northwestern	0	0	0	-
USC	1	2	0	2
UCLA	0	0	0	-
Penn St.	3	13	0	10
Iowa	1	3	0	3

CAREER RUSHING STATS

YEAR	G/S	ATT.	NET	Y/A	Y/G	TD
2024*	1/0	1	2	2.0	2.0	0
2025	11/0	15	59	3.9	5.4	1
TOTAL	12/0	16	61	3.8	5.1	1

KICKOFF RETURNS: 1 ret., 10 yds, 0 TDs

\*redshirt season

CAREER RECEIVING STATS

YEAR	G/S	REC.	YDS	Y/R	Y/G	TD
2024*	1/0	0	0	0.0	0.0	0
2025	11/0	5	54	10.8	4.9	0
TOTAL	12/0	5	54	12.0	4.5	0

\*redshirt season

CAREER HIGHS

Rushing Attempts	5 vs. Akron (2025)
Rushing Yards	19 vs. #21 Michigan (2025)
Rushing TDs	1 vs. Akron (2025)
Long Rush	11 twice
Receptions	3 vs. Akron (2025)
Receiving Yards	52 vs. Akron (2025)
Receiving TDs	none
Long Reception	41 vs. Akron (2025)



WILLIAMS  
NWANERI #96  
6-7 | 265 | R-FR. | DL  
LEE'S SUMMIT, MO.

CAREER HONORS

- Nebraska Scholar-Athlete Honor Roll (Spring 2025)

CAREER NOTES

- Played in four games and redshirted at Missouri in 2024 before transferring to Nebraska, totaling four tackles with 1.0 TFL and 1.0 sack at MU

2025 FBS TOP-25 RANKINGS

- Fumble Recoveries: 12th (2)

SEASON HIGHLIGHTS

- Has played in every game with eight starts
- Set a career high with six tackles against Cincinnati while adding a half TFL, his first career pass breakup and a quarterback hurry
- Had one solo tackle and one hurry against Akron
- Has a 29-yard fumble return for a touchdown against Houston Christian
- Started the first game of his career against No. 21 Michigan and recorded three tackles and one quarterback hurry
- Had five tackles with 1.5 sacks vs. Michigan State
- Totaled four tackles at Minnesota with 1.0 TFL
- Had two tackles and a hurry vs. Northwestern
- Totaled two tackles, a 6-yard sack and a quarterback hurry against No. 23 USC
- Made one solo tackle at Penn State

GAME-BY-GAME

OPPONENT	UT-AT-TT	TFL-YD	SACK-YD
Cincinnati	2-4-6	0.5-2	0.0-0
Akron	1-0-1	0.0-0	0.0-0
Houston Christian	0-0-0	0.0-0	0.0-0
Michigan	0-3-3	0.0-0	0.0-0
Michigan St.	2-3-5	1.5-17	1.5-17
Maryland	0-0-0	0.0-0	0.0-0
Minnesota	1-3-4	1.0-3	0.0-0
Northwestern	0-2-2	0.0-0	0.0-0
USC	2-1-3	1.0-1	0.0-0
UCLA	1-1-2	1.0-6	1.0-6
Penn St.	1-0-1	0.0-0	0.0-0
Iowa	0-0-0	0.0-0	0.0-0

CAREER TACKLE STATS

YEAR	G/S	UT	AT	TT	TFL-YD	SCK-YD
2024*^	4/0	1	1	2	1.0-2	1.0-2
2025	12/8	10	17	27	5.0-29	2.5-23
TOTAL	16/8	11	18	29	6.0-31	3.5-25

\*redshirt; ^at Missouri

CAREER MISCELLANEOUS STATS

YEAR	FF	FR	PBU	INT	QBH	BLK
2024*^	0	0	0	0	1	0
2025	0	2	1	0	5	0
TOTAL	0	2	1	0	6	0

\*redshirt; ^at Missouri

CAREER HIGHS

Tackles	6 vs. Cincinnati (2025)
TFLs	1.5 vs. Michigan St. (2025)
Sacks	1.5 vs. Michigan St. (2025)
Breakups	1 vs. Cincinnati (2025)



**KADE PIETRZAK** #93  
6-5 | 265 | FR. | DL  
WEST FARGO, N.D.

SEASON HIGHLIGHTS

- Has played in every game as a true freshman with one start
- Ranks 2nd on the team with 2.0 sacks and is 3rd with 6.0 tackles for loss
- Led Nebraska with four tackles against Akron with 2.0 tackles for loss, including a 3-yard TFL resulting in a safety
- Had a quarterback hurry against Michigan State
- Tied his career high with 2.0 TFLs at Maryland and was credited with his first career sack
- His fourth-quarter sack - on an intentional grounding call - contributed to Maryland failing on a fourth-down conversion three plays later that sealed Nebraska's three-point victory
- Had one solo tackle and one quarterback hurry at Minnesota
- Posted his first career pass breakup against Northwestern
- Had two tackles, a 6-yard sack and a quarterback hurry against No. 23 USC
- Had three tackles with 1.0 TFL at UCLA
- Made his first career start at Penn State and had one solo tackle
- Recorded two solo tackles against Iowa

GAME-BY-GAME

OPPONENT	UT-AT-TT	TFL-YD	SACK-YD
Cincinnati	0-0-0	0.0-0	0.0-0
Akron	3-1-4	2.0-6	0.0-0
Houston Christian	0-0-0	0.0-0	0.0-0
Michigan	0-0-0	0.0-0	0.0-0
Michigan St.	0-0-0	0.0-0	0.0-0
Maryland	2-0-2	2.0-20	1.0-14
Minnesota	1-0-1	0.0-0	0.0-0
Northwestern	0-0-0	0.0-0	0.0-0
USC	1-1-2	1.0-6	1.0-6
UCLA	1-2-3	1.0-1	0.0-0
Penn St.	1-0-1	0.0-0	0.0-0
Iowa	2-0-2	0.0-0	0.0-0

CAREER TACKLE STATS

YEAR	G/S	UT	AT	TT	TFL-YD	SCK-YD
2025	12/1	11	4	15	6.0-33	2.0-20

CAREER MISCELLANEOUS STATS

YEAR	FF	FR	PBU	INT	QBH	BLK
2025	0	0	1	0	3	0

CAREER HIGHS

Tackles	4 vs. Akron (2025)
TFLs	2.0 twice
Sacks	1.0 twice
Breakups	1 vs. Northwestern (2025)
Safeties	1 vs. Akron (2025)



**ELIJAH PRITCHETT** #57  
6-6 | 325 | JR. | OL  
COLUMBUS, GA.

CAREER HONORS

- Nebraska Scholar-Athlete Honor Roll (Spring 2025)

CAREER NOTES

- Spent three seasons at Alabama (2022-24) before transferring to Nebraska
- Played in 29 games with 12 starts with the Crimson Tide
- Has started 12 games at right tackle and eight games at left tackle in his career

SEASON HIGHLIGHTS

- Has played in every game with eight starts at left tackle
- Helped Nebraska total 728 yards against Akron, the eighth-highest total in school history
- Started his first game at Nebraska at left tackle against Michigan State

CAREER STATS

- **Games:** 42  
(2 in 2022\*; 14 in 2023\*; 13 in 2024\*; 12 in 2025)
- **Starts:** 20 (12 in 2024\*; 8 in 2025)

\*at Alabama



VINCENT  
SHAVERS JR. #9  
6-1 | 225 | SO. | LB  
MIAMI, FLA.

### CAREER HONORS

- 2-Time Nebraska Scholar-Athlete Honor Roll

### SEASON HIGHLIGHTS

- 1 of 10 Huskers to win a team vote to wear a single-digit number
- Has played in every game with 11 starts
- Has set career highs with 52 tackles and 7.5 tackles for loss
- Is tied for the team lead with 7.5 tackles for loss
- Made a big impact in Nebraska's season-opening win over Cincinnati
- Had three tackles and forced a fumble late in the first half that set up a Husker touchdown
- Started and had two solo tackles and one quarterback hurry against Akron
- Also started against Houston Christian and had one tackle for loss
- Had seven tackles against No. 21 Michigan, including a 1-yard TFL
- Set a career high with nine tackles against Michigan State and tied his career high with 2.0 TFLs
- Had four tackles with 1.0 TFL at Maryland and broke up the first pass of his career
- Battled an injury and did not have a tackle at Minnesota
- Recorded six tackles against Northwestern
- Had six tackles with a 10-yard sack vs. No. 23 USC
- Totaled five tackles at UCLA with a 2-yard TFL
- Had seven tackles at Penn State with a half tackle for loss
- Recorded two tackles against Iowa

### GAME-BY-GAME

OPPONENT	UT-AT-TT	TFL-YD	SACK-YD
Cincinnati	1-2-3	0.0-0	0.0-0
Akron	2-0-2	0.0-0	0.0-0
Houston Christian	1-0-1	1.0-1	0.0-0
Michigan	3-4-7	1.0-1	0.0-0
Michigan St.	6-3-9	2.0-3	0.0-0
Maryland	3-1-4	1.0-2	0.0-0
Minnesota	0-0-0	0.0-0	0.0-0
Northwestern	2-4-6	0.0-0	0.0-0
USC	3-3-6	1.0-10	1.0-10
UCLA	1-4-5	1.0-2	0.0-0
Penn St.	4-3-7	0.5-0	0.0-0
Iowa	1-1-2	0.0-0	0.0-0

### CAREER TACKLE STATS

YEAR	G/S	UT	AT	TT	TFL-YD	SCK-YD
2024	13/2	12	13	25	2.5-11	1.0-8
2025	12/11	27	25	52	7.5-19	1.0-10
<b>TOTAL</b>	<b>25/13</b>	<b>39</b>	<b>38</b>	<b>77</b>	<b>10.0-30</b>	<b>2.0-18</b>

### CAREER MISCELLANEOUS STATS

YEAR	FF	FR	PBU	INT	QBH	BLK
2024	1	0	0	0	0	0
2025	1	0	1	0	1	0
<b>TOTAL</b>	<b>2</b>	<b>0</b>	<b>1</b>	<b>0</b>	<b>1</b>	<b>0</b>

### CAREER HIGHS

<b>Tackles</b>	9 vs. Michigan St. (2025)
<b>TFLs</b>	2.0 twice
<b>Sacks</b>	1.0 twice
<b>Breakups</b>	1 at Maryland (2025)



DeSHON  
SINGLETON

#8

6-3 | 210 | SR. | DB  
AMITE, LA.

#### CAREER HONORS

- Honorable-Mention All-Big Ten (2025)
- Breakout Defensive Player of the Week (Shrine Bowl, 2025 vs. Michigan State)
- 2025 Team Captain
- Academic All-Big Ten (2024)
- 5-Time Nebraska Scholar-Athlete Honor Roll

#### CAREER NOTES

- In his fourth season at Nebraska after spending the 2021 season at Hutchinson (Kan.) CC
- Returned in 2024 following a season-ending injury in 2023

#### CAREER SUPERLATIVES

- Double-Digit Tackle Games: 3

#### SEASON HIGHLIGHTS

- 1 of 10 Huskers to win a team vote to wear a single-digit number
- Was an honorable-mention All-Big Ten pick
- Has started every game and ranks 2nd on the team with 70 tackles
- Has set career highs with 4.0 TFLs, 1.0 sack, four pass breakups and two interceptions
- Leads Nebraska with two interceptions and is 2nd with four pass breakups
- Led Nebraska with seven tackles against Cincinnati, including a half TFL while recording his 100th career tackle
- His play helped Nebraska hold Cincinnati to 69 passing yards on 25 attempts
- Had three tackles and a pass breakup as NU limited Akron to 62 pass yards on 23 attempts
- Had two tackles against Houston Christian with a half TFL as NU limited the Huskies to 67 passing yards
- Marked the first time since 1990 that NU had limited three consecutive opponents to fewer than 100 passing yards
- Recorded five tackles against No. 21 Michigan and recovered a fumble that set up a field goal
- Intercepted two passes against Michigan State while adding six tackles
- Was named the Shrine Bowl "Breakout Defensive Player of the Week" for his performance against MSU
- Had five tackles at Maryland and broke up a fourth-down pass on the Terps' final play to preserve the victory
- Totaled seven tackles at Minnesota
- Recorded four tackles against Northwestern
- Had six tackles and a breakup vs. No. 23 USC
- Helped limit USC to fewer than 150 passing yards for the first time in 83 games
- Totaled a career-high 11 tackles at UCLA with a 2-yard TFL on a 4th & 1 stop
- Also broke up a pass and had a quarterback hurry against the Bruins

- Had his second straight game with double-digit tackles at Penn State, totaling a team-high 10 tackles, including his first career sack and a career-high 2.0 TFLs

- Totaled four tackles against Iowa

#### GAME-BY-GAME

OPPONENT	UT-AT-TT	TFL-YD	PBU	INT
Cincinnati	3-4-7	0.5-1	0	0
Akron	2-1-3	0.0-0	1	0
Houston Christian	1-1-2	0.5-4	0	0
Michigan	2-3-5	0.0-0	0	0
Michigan St.	4-2-6	0.0-0	0	2
Maryland	3-2-5	0.0-0	1	0
Minnesota	4-3-7	0.0-0	0	0
Northwestern	2-2-4	0.0-0	0	0
USC	3-3-6	0.0-0	1	0
UCLA	8-3-11	1.0-2	1	0
Penn St.	9-1-10	2.0-10	0	0
Iowa	3-1-4	0.0-0	0	0

#### CAREER TACKLE STATS

YEAR	G/S	UT	AT	TT	TFL-YD	SCK-YD
2022	12/0	1	2	3	0.0-0	0.0-0
2023	5/5	8	11	19	2.5-3	0.0-0
2024	13/13	45	26	71	1.0-1	0.0-0
2025	12/12	44	26	70	4.0-17	1.0-9
<b>TOTAL</b>	<b>42/30</b>	<b>98</b>	<b>65</b>	<b>163</b>	<b>7.5-21</b>	<b>1.0-9</b>

#### CAREER MISCELLANEOUS STATS

YEAR	FF	FR	PBU	INT	QBH	BLK
2022	0	0	0	0	0	0
2023	0	0	1	0	0	0
2024	0	1	3	1	0	0
2025	0	1	4	2	1	0
<b>TOTAL</b>	<b>0</b>	<b>2</b>	<b>8</b>	<b>3</b>	<b>1</b>	<b>0</b>

#### CAREER HIGHS

<b>Tackles</b>	11 at UCLA (2025)
<b>TFLs</b>	2.0 at Penn St. (2025)
<b>Sacks</b>	1.0 at Penn St. (2025)
<b>Breakups</b>	1 eight times
<b>Interceptions</b>	2 vs. Michigan St. (2025)



RILEY  
VAN POPPEL

#5

6-5 | 295 | SO. | DL  
ARGYLE, TEXAS

**CAREER HONORS**

- Academic All-Big Ten (2024)
- 4-Time Nebraska Scholar-Athlete Honor Roll

**PERSONAL NOTES**

- His father, Todd, was a first-round pick in the 1990 MLB Draft who went on to pitch for 11 years in the majors (359 appearances, 98 starts)

**SEASON HIGHLIGHTS**

- 1 of 10 Huskers to win a team vote to wear a single-digit number
- Has played in every game with two starts
- Has set career highs with 13 tackles, 2.0 TFLs and 1.5 sacks
- Had one tackle against Cincinnati
- Recorded a half TFL against Akron and also blocked a field goal for his first career block
- Had a 12-yard strip sack against Houston Christian that was returned for a touchdown
- Totaled two tackles against No. 21 Michigan
- Recorded one solo tackle at Maryland
- Had a career high three tackles vs. Northwestern
- Made one tackle against No. 23 USC
- Totaled two tackles at UCLA with a half sack
- Made his first career start at Penn State and had one tackle
- Made his second career start against Iowa and had one tackle

**GAME-BY-GAME**

OPPONENT	UT-AT-TT	TFL-YD	SACK-YD
Cincinnati	0-1-1	0.0-0	0.0-0
Akron	0-1-1	0.5-1	0.0-0
Houston Christian	1-0-1	1.0-12	1.0-12
Michigan	1-1-2	0.0-0	0.0-0
Michigan St.	0-0-0	0.0-0	0.0-0
Maryland	1-0-1	0.0-0	0.0-0
Minnesota	0-0-0	0.0-0	0.0-0
Northwestern	3-0-3	0.0-0	0.0-0
USC	0-1-1	0.0-0	0.0-0
UCLA	0-2-2	0.5-2	0.5-2
Penn St.	0-1-1	0.0-0	0.0-0
Iowa	0-1-1	0.0-0	0.0-0

**CAREER TACKLE STATS**

YEAR	G/S	UT	AT	TT	TFL-YD	SCK-YD
2023	11/0	1	4	5	1.0-5	0.5-5
2024*	5/0	2	1	3	1.0-2	0.0-0
2025	12/2	6	8	14	2.0-15	1.5-14
<b>TOTAL</b>	<b>28/2</b>	<b>9</b>	<b>13</b>	<b>22</b>	<b>4.0-22</b>	<b>2.0-19</b>

\*redshirt season

**CAREER MISCELLANEOUS STATS**

YEAR	FF	FR	PBU	INT	QBH	BLK
2023	0	0	0	0	1	0
2024*	0	0	0	0	1	0
2025	1	0	0	0	0	1
<b>TOTAL</b>	<b>1</b>	<b>0</b>	<b>0</b>	<b>0</b>	<b>2</b>	<b>1</b>

\*redshirt season

**CAREER HIGHS**

<b>Tackles</b>	3 vs. Northwestern (2025)
<b>TFLs</b>	1.0 twice
<b>Sacks</b>	1.0 vs. HCU (2025)
<b>Breakups</b>	none
<b>Blocked Field Goals</b>	vs. Akron (2025)



# MARQUES #33 WATSON-TRENT

5-11 | 225 | SR. | LB  
PITTSBURGH, PA.

## CAREER HONORS

- Sun Belt Defensive Player of the Year (2024 at Georgia Southern)
- Honorable-Mention All-American (2023 at Georgia Southern - Phil Steele)
- 2-Time First-Team All-Sun Belt (2023 & 2024 at Georgia Southern)
- Second-team All-Sun Belt (2022 at Georgia Southern)
- 2-Time Sun Belt Defensive Player of the Week (at Georgia Southern)
- Nebraska Scholar-Athlete Honor Roll (Spring 2025)

## PERSONAL NOTES

- Graduated from Georgia Southern with a degree in interdisciplinary studies

## CAREER NOTES

- Played five seasons at Georgia Southern (2020-24) before transferring to Nebraska
- Had one year of eligibility remaining because the 2020 Covid season did not count as a season of eligibility, and he received a medical hardship for the 2021 season
- Played in 49 games with 37 starts at Georgia Southern, totaling 363 tackles, 26.0 TFLs, 6.0 sacks, six pass breakups and two interceptions

## CAREER SUPERLATIVES

- Double-Digit Tackle Games: 17

## SEASON HIGHLIGHTS

- Has played in 11 games with four starts
- 1 of two active FBS players with 400 tackles
- Started and had two tackles in his Husker debut against Cincinnati
- Recorded one solo tackle against Akron
- Had three tackles with a 6-yard sack against Houston Christian
- Recorded three tackles vs. No. 21 Michigan
- Finished with six tackles at Maryland
- Posted his 17th career game with double-digit tackles after an 11-tackle performance at Minnesota
- Added a half sack against the Gophers
- Recorded one tackle in a start vs. Northwestern
- Had two tackles at UCLA
- Recorded a 1-yard tackle for loss at Penn State
- Totaled five tackles against Iowa to record his 400th career tackle

## ACTIVE FBS CAREER TACKLE LEADERS

PLAYER, SCHOOL	TACKLES
Jason Henderson, Old Dominion	444
Marques Watson-Trent, Nebraska	400

## GAME-BY-GAME

OPPONENT	UT-AT-TT	TFL-YD	SACK-YD
Cincinnati	0-2-2	0.0-0	0.0-0
Akron	1-0-1	0.0-0	0.0-0
Houston Christian	3-0-3	1.0-6	1.0-6
Michigan	0-3-3	0.0-0	0.0-0
Michigan St.	-Did Not Play-		
Maryland	4-2-6	0.0-0	0.0-0
Minnesota	2-9-11	0.5-1	0.5-1
Northwestern	0-1-1	0.0-0	0.0-0
USC	0-0-0	0.0-0	0.0-0
UCLA	0-2-2	0.0-0	0.0-0
Penn St.	1-0-1	1.0-1	0.0-0
Iowa	3-2-5	0.0-0	0.0-0

## CAREER TACKLE STATS

YEAR	G/S	UT	AT	TT	TFL-YD	SCK-YD
2020*!	10/0	4	2	6	0.0-0	0.0-0
2021*^	1/1	1	2	3	0.0-0	0.0-0
2022*	13/11	49	65	114	5.5-14	1.0-5
2023*	13/13	58	64	122	13.0-26	3.5-11
2024*	12/12	52	66	118	7.5-24	1.5-15
2025	11/4	14	21	35	2.5-8	1.5-7
<b>TOTAL</b>	<b>60/41</b>	<b>178</b>	<b>222</b>	<b>400</b>	<b>28.5-72</b>	<b>7.5-38</b>

\*at Georgia Southern; !Covid year; ^redshirt

## CAREER MISCELLANEOUS STATS

YEAR	FF	FR	PBU	INT	QBH	BLK
2020*!	0	0	0	0	0	0
2021*^	0	0	0	0	2	0
2022*	1	0	3	0	3	0
2023*	1	0	2	2	2	0
2024*	4	0	1	0	2	0
2025	0	0	0	0	0	0
<b>TOTAL</b>	<b>6</b>	<b>0</b>	<b>6</b>	<b>2</b>	<b>9</b>	<b>0</b>

\*at Georgia Southern; !Covid year; ^redshirt

## CAREER HIGHS

<b>Tackles</b>	16 vs. South Alabama (2022)*
<b>TFLs</b>	3.0 vs. Louisiana-Monroe (2023)*
<b>Sacks</b>	1.5 vs. James Madison (2024)*
<b>Breakups</b>	2 vs. Buffalo (2022)*
<b>Interceptions</b>	1 twice

\*at Georgia Southern



## KENNETH WILLIAMS #32

5-9 | 190 | SO. | RB  
DETROIT MICH.

### CAREER HONORS

- Second-Team All-Big Ten Return Specialist (2025, Media)
- Third-Team All-Big Ten Return Specialist (2025, Coaches)
- Big Ten Co-Special Teams Player of the Week (Oct. 27)
- Nebraska Scholar-Athlete Honor Roll (Fall 2024)

### NEBRASKA RECORD

- Season Kickoff Return Touchdowns: 1 (2025)

### CAREER NOTES

- Was a walk-on who earned a scholarship following the Maryland game

### 2025 FBS TOP-25 RANKINGS

- Kickoff Return Touchdowns: 5th (1)

### SEASON HIGHLIGHTS

- Has played in 11 games as Nebraska's top kickoff returner, missing one game due to injury
- Was an All-Big Ten pick as a return specialist
- Was the national leader in kickoff return average for most of November but currently falls just short of the required number of returns
- His 395 kickoff return yards are the most by a Husker since the 2017 season
- Had two kickoff returns for 33 yards vs. Cincinnati
- Had two kickoff returns for 42 yards and a 15-yard carry against Akron
- Had a 28-yard kickoff return vs. Houston Christian while carrying four times for seven yards
- Also had a 20-yard reception against HCU
- Had two kickoff returns for 108 yards at Maryland, including an 85-yard return
- Returned one kickoff for 12 yards at Minnesota
- Had two kickoff returns for a career-high 124 yards against Northwestern
- Returned the opening kickoff of the second half 95 yards for his first career touchdown
- Marked Nebraska's first kickoff return for a touchdown since the 2017 season
- Was named the Big Ten co-Special Teams Player of the Week for his performance
- Had two kickoff returns for 48 yards vs. USC
- Missed the Penn State game with an injury
- Returned against Iowa but did not have a kickoff return

### KICKOFF RETURN GAME-BY-GAME

OPPONENT	RET.	YDS	TD	LONG
Cincinnati	2	33	0	21
Akron	2	42	0	23
Houston Christian	1	28	0	28
Michigan	0	0	0	-
Michigan St.	0	0	0	-
Maryland	2	108	0	85
Minnesota	1	12	0	12
Northwestern	2	124	1	95
USC	2	48	0	25
UCLA	0	0	0	-
Penn St.	-Did Not Play-			
Iowa	0	0	0	-

### CAREER KICKOFF RETURN STATS

YEAR	G/S	RET.	YDS	Y/R	Y/G	TD
2024*	2/0	1	23	23.0	11.5	0
2025	11/0	12	395	32.9	35.9	1
<b>TOTAL</b>	<b>13/0</b>	<b>13</b>	<b>418</b>	<b>32.2</b>	<b>32.2</b>	<b>1</b>

\*redshirt season

**RUSHING:** 6 att., 27 yds, 0 TDs

**RECEIVING:** 1 rec., 20 yds, 0 TDs

### CAREER KICKOFF RETURN HIGHS

<b>Kickoff Returns</b>	2 five times
<b>Kickoff Return Yards</b>	124 vs. Northwestern (2025)
<b>Kickoff Return TDs</b>	1 vs. Northwestern (2025)
<b>Long Kickoff Return</b>	95 [TD] vs. Northwestern (2025)



## ARCHIE WILSON #83

6-2 | 215 | FR. | P  
VICTORIA, AUSTRALIA

### PERSONAL NOTES

- Can kick with either his left or right foot
- Earned a scholarship following a video tryout

### CAREER NOTES

- Had never played football before Nebraska

### SEASON HIGHLIGHTS

- Serves as Nebraska's starting punter
- Placed three of his four punts inside the 15-yard line against Cincinnati with two punts inside the 10, and none of his four punts was returned
- Did not punt against Akron or Houston Christian
- Averaged 49.2 yards per punt on four punts against No. 21 Michigan, with a career-long 56-yard punt
- Had two 50-yard punts against Michigan, which was held to -1 punt return yards
- Placed two of his four punts against Michigan State inside the 20 with one punt inside the 10
- Punted once at Maryland
- Averaged 44.6 yards per punt at Minnesota with a 53-yarder and one punt inside the 5-yard line
- Each of his two punts against Northwestern were longer than 50 yards as he averaged a career-high 55.5 yards per punt with one inside the 20
- Placed two of his four punts against No. 23 USC inside the 20-yard line
- Both punts at UCLA were inside the 10-yard line
- Had 1 of 2 punts downed inside the 20 at Penn State
- Punted four times against Iowa and did not allow a return against the nation's top returner

### GAME-BY-GAME

OPPONENT	NO.	AVG	I20	LONG
Cincinnati	4	36.8	3	41
Akron	-Did Not Play-			
Houston Christian	0	0.0	0	-
Michigan	4	49.2	0	56
Michigan St.	4	30.0	2	46
Maryland	1	20.0	0	20
Minnesota	5	44.6	1	53
Northwestern	2	55.5	1	58
USC	4	37.5	2	41
UCLA	2	33.5	2	34
Penn St.	2	41.5	1	46
Iowa	4	32.0	0	35

### CAREER PUNTING STATS

YEAR	NO.	AVG	LG	TB	I20	50+	BLK
2025	32	38.9	58	1	12	5	0

### CAREER HIGHS

<b>Punts</b>	5 at Minnesota (2025)
<b>Average</b>	55.5 vs. Northwestern (2025)
<b>Inside 20</b>	3 vs. Cincinnati (2025)
<b>50-Yard Punts</b>	2 twice (2025)
<b>Long Punt</b>	58 vs. Northwestern (2025)



# CEYAIR WRIGHT

#1

**6-0 | 190 | SR. | DB  
LOS ANGELES, CALIF.**

## CAREER HONORS

- Midseason 2nd-Team All-American (2025, The Athletic)
- Honorable-Mention All-Big Ten (2025)
- 2025 Team Captain
- Nebraska Scholar-Athlete Honor Roll (Fall 2024)

## PESONAL NOTES

- Is also an actor, having starred in such movies and TV shows as Space Jam: A New Legacy, Training Day 2, Broke Grls and Grown-ish

## CAREER NOTES

- Spent three seasons at USC before transferring to Nebraska
- Played in 22 games with 15 starts at USC, totaling 40 tackles, six pass breakups and one interception

## SEASON HIGHLIGHTS

- 1 of 10 Huskers to win a team vote to wear a single-digit number
- Has played in every game with eight starts and leads Nebraska with five pass breakups
- Was an honorable-mention All-Big Ten pick
- Named a midseason second-team All-American by the Athletic in October
- Started against Cincinnati and helped Nebraska limit the Bearcats to 69 passing yards on 25 attempts
- Had one tackle and one pass breakup against Akron as the Huskers limited the Zips to 62 passing yards on 23 attempts
- Started at nickel against Houston Christian and helped the Huskers limit HCU to 67 passing yards
- Marked the first time since 1990 that NU had limited three consecutive opponents to fewer than 100 passing yards
- Recorded two pass breakups against No. 21 Michigan
- Had one tackle against Michigan State
- Totaled four tackles with a half TFL at Maryland
- Recorded four tackles and one pass breakup at Minnesota
- Had four tackles and one pass breakup against Northwestern
- Recorded two tackles against No. 23 USC
- Helped limit USC to fewer than 150 passing yards for the first time in 83 games
- Totaled four tackles at UCLA - including a half sack - while recording his 100th career tackle
- Made three tackles at Penn State
- Had two solo tackles against Iowa

## GAME-BY-GAME

OPPONENT	UT-AT-TT	TFL-YD	PBU	INT
Cincinnati	0-0-0	0.0-0	0	0
Akron	0-1-1	0.0-0	1	0
Houston Christian	0-0-0	0.0-0	0	0
Michigan	0-0-0	0.0-0	2	0
Michigan St.	0-1-1	0.0-0	0	0
Maryland	3-1-4	0.5-1	0	0
Minnesota	1-3-4	0.0-0	1	0
Northwestern	2-2-4	0.0-0	1	0
USC	0-2-2	0.0-0	0	0
UCLA	1-3-4	0.5-2	0	0
Penn St.	2-1-3	0.0-0	0	0
Iowa	2-0-2	0.0-0	0	0

## CAREER TACKLE STATS

YEAR	G/S	UT	AT	TT	TFL-YD	SCK-YD
2021^*	1/0	1	1	2	0.0-0	0.0-0
2022^	14/11	21	7	28	0.0-0	0.0-0
2023^	7/4	8	3	11	1.0-1	0.0-0
2024	13/8	30	9	39	1.0-5	1.0-5
2025	12/8	11	14	25	1.0-3	0.5-2
<b>TOTAL</b>	<b>47/31</b>	<b>71</b>	<b>34</b>	<b>105</b>	<b>3.0-9</b>	<b>1.5-7</b>

^at USC; \*redshirt season

## CAREER MISCELLANEOUS STATS

YEAR	FF	FR	PBU	INT	QBH	BLK
2021^*	0	0	0	0	0	0
2022^	0	0	2	1	0	0
2023^	0	0	3	0	0	0
2024	1	0	6	2	1	1
2025	0	0	5	0	0	0
<b>TOTAL</b>	<b>1</b>	<b>0</b>	<b>16</b>	<b>3</b>	<b>1</b>	<b>1</b>

^at USC; \*redshirt season

## CAREER HIGHS

<b>Tackles</b>	6 twice
<b>TFLs</b>	1.0 twice
<b>Sacks</b>	1.0 vs. Illinois (2024)
<b>Breakups</b>	2 three times
<b>Interceptions</b>	1 three times
<b>Interception Return for TD</b>	1 at USC (2024)
<b>Blocked Field Goals</b>	1 at USC (2024)



JAVIN  
WRIGHT

#0

6-5 | 230 | SR. | LB  
CHANDLER, ARIZ.

#### CAREER HONORS

- Honorable-Mention All-Big Ten (2025)
- Big Ten Sportsmanship Award (2024)
- 3-Time Nebraska Scholar-Athlete Honor Roll

#### PERSONAL NOTES

- His father Toby was a two-year letterwinner for Nebraska (1992-93) before playing six seasons in the NFL
- Graduated with a degree in sports media and communication
- Battled a blood clot issue that limited him to three games in his first three seasons combined which allowed him to get an NCAA waiver for a seventh season in 2025

#### CAREER SUPERLATIVES

- Double-Digit Tackle Games: 5

#### SEASON HIGHLIGHTS

- 1 of 10 Huskers to win a team vote to wear a single-digit number
- Has started 11 of Nebraska's 12 games, missing one game due to injury
- Was an honorable-mention All-Big Ten pick
- Leads the team with 83 tackles and is tied for the team lead 7.5 TFLs
- Has led Nebraska in tackles in 6 of his 11 games
- Recorded double-digit tackles five times in nine Big Ten Conference games
- Ranked 5th in the Big Ten with 76 tackles in conference-only games
- Started against Cincinnati and had five tackles with a four-yard tackle for loss and has the most TFLs of any Big Ten player who has played fewer than five games
- Had two tackles against Akron, with his first stop marking the 100th tackle of his career
- Sat out the Houston Christian game with a minor injury
- Returned to set a then-career high with 10 tackles against No. 21 Michigan, including a 1-yard TFL
- Had 10 more tackles against Michigan State and set a career high with 3.5 TFLs, including a half sack
- Totaled a career-high 12 tackles at Maryland
- Became the 1st Husker to have three consecutive games with 10 or more tackles since 2013
- Had a career-high-tying 12 tackles at Minnesota, his second straight game with a dozen tackles
- Became the 1st Husker to have four straight games with 10 or more tackles since 2004
- Had one solo tackle against Northwestern and had a key interception at the Nebraska 22-yard line that set up the Huskers' game-winning touchdown drive
- Totaled 11 tackles and a pass breakup with his first career solo sack against No. 23 USC
- Recorded nine tackles at UCLA

- Made two tackles at Penn State
- Tied for the team lead with nine tackles vs. Iowa

#### GAME-BY-GAME

OPPONENT	UT-AT-TT	TFL-YD	SACK-YD
Cincinnati	1-4-5	1.0-4	0.0-0
Akron	1-1-2	0.0-0	0.0-0
Houston Christian	-Did Not Play-		
Michigan	3-7-10	1.0-1	0.0-0
Michigan St.	4-6-10	3.5-12	0.5-5
Maryland	9-3-12	0.0-0	0.0-0
Minnesota	5-7-12	1.0-5	0.0-0
Northwestern	1-0-1	0.0-0	0.0-0
USC	4-7-11	1.0-5	1.0-5
UCLA	6-3-9	0.0-0	0.0-0
Penn St.	1-1-2	0.0-0	0.0-0
Iowa	3-6-9	0.0-0	0.0-0

#### CAREER TACKLE STATS

YEAR	G/S	UT	AT	TT	TFL-YD	SCK-YD
2019*	1/0	0	0	0	0.0-0	0.0-0
2020	Did Not Play					
2021	2/0	0	1	1	0.0-0	0.0-0
2022	10/1	4	4	8	0.0-0	0.0-0
2023	12/1	20	31	51	1.5-2	0.5-1
2024	9/1	17	17	34	1.5-7	0.0-0
2025	11/11	38	45	83	7.5-27	1.5-10
<b>TOTAL</b>	<b>45/14</b>	<b>79</b>	<b>98</b>	<b>177</b>	<b>10.5-36</b>	<b>2.0-11</b>

\*redshirt season

#### CAREER MISCELLANEOUS STATS

YEAR	FF	FR	PBU	INT	QBH	BLK
2019*	0	0	0	0	0	0
2020	Did Not Play					
2021	0	0	0	0	0	0
2022	0	0	0	0	0	1
2023	1	0	2	2	0	0
2024	0	0	1	0	0	0
2025	0	0	3	1	1	0
<b>TOTAL</b>	<b>1</b>	<b>0</b>	<b>6</b>	<b>3</b>	<b>1</b>	<b>1</b>

\*redshirt season

#### CAREER HIGHS

<b>Tackles</b>	12 twice
<b>TFLs</b>	3.5 vs. Michigan St. (2025)
<b>Sacks</b>	1.0 vs. USC (2025)
<b>Breakups</b>	1 six times
<b>Interceptions</b>	1 three times
<b>Blocked Punts</b>	1 vs. North Dakota (2022)



## 2025 NEBRASKA SCHEDULE AND RESULTS

DATE	OPPONENT	RESULT	SCORE	RECORD	CONFERENCE	TIME	ATTEND.
8/28/25	vs. Cincinnati	W	20-17	1-0	0-0	3:18	72,884
9/6/25	Akron	W	68-0	2-0	0-0	3:20	86,439
9/13/25	Houston Christian	W	59-7	3-0	0-0	3:20	86,292
9/20/25	Michigan *	L	27-30	3-1	0-1	3:22	87,278
10/4/25	Michigan State *	W	38-27	4-1	1-1	3:34	86,496
10/11/25	at Maryland *	W	34-31	5-1	2-1	3:31	39,623
10/17/25	at Minnesota *	L	6-24	5-2	2-2	3:09	48,549
10/25/25	Northwestern*	W	28-21	6-2	3-2	3:18	86,401
11/1/25	Southern California *	L	17-21	6-3	3-3	3:17	86,529
11/8/25	at UCLA *	W	28-21	7-3	4-3	3:11	44,481
11/22/25	at Penn State *	L	10-37	7-4	4-4	3:08	105,038
11/28/25	Iowa *	L	16-40	7-5	4-5	3:15	86,410

\*Big Ten Conference game

SCORE BY QUARTERS	1ST	2ND	3RD	4TH	OT	TOTAL
Nebraska	81	125	70	75	0	351
Opponents	33	84	97	62	0	276

## TEAM STATISTICS

TEAM STATISTICS	NU	OPP
Points per game	29.3	23.0
Points Off Turnovers	44	31
First Downs	247	207
Rushing	105	114
Passing	125	70
Penalty	17	23
Rushing Yardage	1736	2055
Yards gained rushing	2021	2330
Yards lost rushing	285	275
Rushing attempts	414	428
Average per rush	4.2	4.8
Average per game	144.7	171.3
TDs Rushing	18	26
Passing Yardage	2738	1693
Comp-Att-Int	245-350-6	164-283-6
Average per pass	7.8	6.0
Average per catch	11.2	10.3
Average per game	228.2	141.1
TDs Passing	22	7
Total offense	4474	3748
Total plays	764	711
Average per play	5.9	5.3
Average per game	372.8	312.3
Kick returns: #-Yards	27-710	26-442
Punt returns: #-Yards	25-341	4-22
Int returns: #-Yards	6-21	6-78
Kick return average	26.3	17.0
Punt return average	13.6	5.5
Int return average	3.5	13.0
Fumbles-Lost	13-4	12-7
Penalties-Yards	55-530	58-503
Average per game	44.2	41.9
Punts-Yards	32-1246	52-2148
Average per punt	38.9	41.3
Net punt average	37.6	34.3
Kickoffs-Yards	71-4310	58-3618
Average per kick	60.7	62.4
Net kick average	39.2	36.9
Time of possession / game	30:30	29:30
3rd-down conversion	66/146	59/154
3rd-down pct	45%	38%
4th-down conversion	9/25	14/21
4th-down pct	36%	67%
Sacks by-Yards	19-153	30-202
Misc Yards	0	0
Touchdowns scored	43	34
Field goals - attempts	16-19	12-15
On-Side kicks	0-1	0-1
Red-zone scores	(43-51) 84%	(30-31) 97%
Red-zone touchdowns	(28-51) 55%	(24-31) 77%
PAT-attempts	(43-43) 100%	(30-31) 97%
2-point conversion-attempts	(0-0) 0%	(2-3) 67%
Attendance	605845	237691
Games / Avg per game	7/86549	4/59423
Neutral Site games		1/72,884

## INDIVIDUAL OFFENSIVE STATISTICS

RUSHING	G	ATT	GAIN	LOSS	NET	AVG	TD	LONG	AVG/G
Emmett Johnson	12	251	1473	22	1451	5.8	12	70	120.9
Kwinten Ives	7	16	119	0	119	7.4	2	28	17.0
TJ Lateef	6	27	122	24	98	3.6	3	14	16.3
Isaiah Mozee	12	19	85	2	83	4.4	0	21	6.9
Mekhi Nelson	11	15	60	1	59	3.9	1	11	5.4
Kenneth Williams	11	5	22	0	22	4.4	0	15	2.0
Jacory Barney Jr.	12	4	18	3	15	3.8	0	7	1.3
Heinrich Haarberg	12	9	11	2	9	1.0	0	2	0.8
Conor Booth	2	3	6	0	6	2.0	0	4	3.0
Janiran Bonner	1	2	4	0	4	2.0	0	3	4.0
Vincent Genatone	10	1	1	0	1	1.0	0	1	0.1
Izaac Dickey	2	1	1	0	1	1.0	0	1	0.5
Nyziah Hunter	12	1	0	3	-3	-3.0	0	0	-0.3
Dylan Raiola	9	46	99	186	-87	-1.9	0	17	-9.7
Team	12	14	0	42	-42	-3.0	0	0	-3.5
<b>Total</b>	<b>12</b>	<b>414</b>	<b>2021</b>	<b>285</b>	<b>1736</b>	<b>4.2</b>	<b>18</b>	<b>70</b>	<b>144.7</b>
<b>Opponents</b>	<b>12</b>	<b>428</b>	<b>2330</b>	<b>275</b>	<b>2055</b>	<b>4.8</b>	<b>26</b>	<b>75</b>	<b>171.3</b>

PASSING	G	EFFIC	COMP-ATT-INT	PCT	YDS	TD	LNG	AVG/G
Dylan Raiola	9	158.6	181-250-6	72.4	2000	18	64	222.2
TJ Lateef	6	139.8	59-95-0	62.1	722	4	62	120.3
Jalyn Gramstad	2	126.9	5-5-0	100.0	16	0	6	8.0
<b>Total</b>	<b>12</b>	<b>153.0</b>	<b>245-350-6</b>	<b>70.0</b>	<b>2738</b>	<b>22</b>	<b>64</b>	<b>228.2</b>
<b>Opponents</b>	<b>12</b>	<b>112.1</b>	<b>164-283-6</b>	<b>58.0</b>	<b>1693</b>	<b>7</b>	<b>50</b>	<b>141.1</b>

RECEIVING	G	NO.	YDS	AVG	TD	LONG	AVG/G
Emmett Johnson	12	46	370	8.0	3	56	30.8
Nyziah Hunter	12	43	617	14.3	5	64	51.4
Jacory Barney Jr.	12	43	463	10.8	4	52	38.6
Dane Key	12	35	424	12.1	5	40	35.3
Luke Lindenmeyer	12	28	306	10.9	2	26	25.5
Isaiah Mozee	12	10	107	10.7	0	39	8.9
Cortez Mills Jr.	12	9	147	16.3	1	62	12.3
Heinrich Haarberg	12	8	52	6.5	1	13	4.3
Mekhi Nelson	11	5	54	10.8	0	41	4.9
Quinn Clark	12	4	101	25.3	1	43	8.4
Kwinten Ives	7	3	43	14.3	0	21	6.1
Carter Nelson	12	2	11	5.5	0	8	0.9
Keelan Smith	8	2	18	9.0	0	15	2.3
Conor Booth	2	2	11	5.5	0	6	5.5
Henry Lutovsky	12	1	-12	-12.0	0	0	-1.0
Janiran Bonner	1	1	4	4.0	0	4	4.0
Kenneth Williams	11	1	20	20.0	0	20	1.8
DJ Singleton Jr.	2	1	-4	-4.0	0	0	-2.0
Jeremiah Jones	1	1	6	6.0	0	6	6.0
<b>Total</b>	<b>12</b>	<b>245</b>	<b>2738</b>	<b>11.2</b>	<b>22</b>	<b>64</b>	<b>228.2</b>
<b>Opponents</b>	<b>12</b>	<b>164</b>	<b>1693</b>	<b>10.3</b>	<b>7</b>	<b>50</b>	<b>141.1</b>

## 2025 INDIVIDUAL STATISTICS

PUNT RETURNS	NO.	YDS	AVG	TD	LONG
Jacory Barney Jr.	22	270	12.3	0	57
Isaiah Mozee	2	43	21.5	0	38
Jamir Conn	1	25	25.0	0	25
Carter Nelson	0	3	0.0	1	3
<b>Total</b>	<b>25</b>	<b>341</b>	<b>13.6</b>	<b>1</b>	<b>57</b>
<b>Opponents</b>	<b>4</b>	<b>22</b>	<b>5.5</b>	<b>0</b>	<b>21</b>

KICK RETURNS	NO.	YDS	AVG	TD	LONG
Kenneth Williams	12	395	32.9	1	95
Jacory Barney Jr.	9	205	22.8	0	40
Isaiah Mozee	3	70	23.3	0	29
Caleb Benning	1	25	25.0	0	25
Carter Nelson	1	5	5.0	0	5
Mekhi Nelson	1	10	10.0	0	10
<b>Total</b>	<b>27</b>	<b>710</b>	<b>26.3</b>	<b>1</b>	<b>95</b>
<b>Opponents</b>	<b>26</b>	<b>442</b>	<b>17.0</b>	<b>0</b>	<b>51</b>

INTERCEPTIONS	NO.	YDS	AVG	TD	LONG
DeShon Singleton	2	7	3.5	0	7
Javin Wright	1	14	14.0	0	14
Malcolm Hartzog Jr.	1	0	0.0	0	0
Andrew Marshall	1	0	0.0	0	0
Donovan Jones	1	0	0.0	0	0
<b>Total</b>	<b>6</b>	<b>21</b>	<b>3.5</b>	<b>0</b>	<b>14</b>
<b>Opponents</b>	<b>6</b>	<b>78</b>	<b>13.0</b>	<b>1</b>	<b>67</b>

FUMBLE RETURNS	NO.	YDS	AVG	TD	LONG
Williams Nwaneri	2	29	14.5	1	29
DeShon Singleton	1	0	0.0	0	0
Maverick Noonan	1	0	0.0	0	0
Kahmir Prescott	1	0	0.0	0	0
Mekhi Nelson	1	0	0.0	0	0
Derek Wacker	1	0	0.0	0	0
<b>Total</b>	<b>7</b>	<b>29</b>	<b>4.1</b>	<b>1</b>	<b>29</b>
<b>Opponents</b>	<b>4</b>	<b>1</b>	<b>0.3</b>	<b>0</b>	<b>1</b>

FIELD GOALS	FGM-FGA	PCT	1-19	20-29	30-39	40-49	50-59	LG	BLK
Kyle Cunanan	16-19	84.2	0-0	5-5	9-9	1-3	1-2	52	0
<b>Total</b>	<b>16-19</b>	<b>84.2</b>	<b>0-0</b>	<b>5-5</b>	<b>9-9</b>	<b>1-3</b>	<b>1-2</b>	<b>52</b>	<b>0</b>
<b>Opponents</b>	<b>12-15</b>	<b>80.0</b>	<b>0-0</b>	<b>4-4</b>	<b>2-3</b>	<b>5-7</b>	<b>1-1</b>	<b>56</b>	<b>1</b>

FG SEQUENCE	NEBRASKA	OPPONENTS
vs. Cincinnati	(52),(22)	(45)
Akron	(35)	46,33
Houston Christian	(24)	
Michigan	44,(39),(38)	(46),(56),(21)
Michigan St.	(27)	
at Maryland	(43),(27)	(37)
at Minnesota	(33),(30)	(30)
Northwestern	44	(40),(25)
Southern California	52,(39)	(24),(49)
at UCLA		49
at Penn St.	(31)	(26)
Iowa	(31),(29),(35)	(41)

Numbers in (parenthesis) indicate field goal was made

PUNTING	NO.	YDS	AVG	LONG	TB	FC	I20	50+	BLK
Archie Wilson	32	1246	38.9	58	1	13	12	5	0
<b>Total</b>	<b>32</b>	<b>1246</b>	<b>38.9</b>	<b>58</b>	<b>1</b>	<b>13</b>	<b>12</b>	<b>5</b>	<b>0</b>
<b>Opponents</b>	<b>52</b>	<b>2148</b>	<b>41.3</b>	<b>59</b>	<b>1</b>	<b>9</b>	<b>15</b>	<b>7</b>	<b>2</b>

KICKOFFS	NO.	YDS	AVG	TB	OB	RET.	NET	YDLN
John Hohl	50	3088	61.8	24	2			
Kyle Cunanan	18	1071	59.5	9	0			
Tristan Alvano	2	100	50.0	0	1			
Archie Wilson	1	51	51.0	0	0			
<b>Total</b>	<b>71</b>	<b>4310</b>	<b>60.7</b>	<b>33</b>	<b>3</b>	<b>25</b>	<b>39.2</b>	<b>25</b>
<b>Opponents</b>	<b>58</b>	<b>3618</b>	<b>62.4</b>	<b>27</b>	<b>3</b>	<b>27</b>	<b>36.9</b>	<b>28</b>

----- PATs -----										
SCORING	TD	FGs	Kick	Rush	Rcv	Pass	DXP	Saf	Pts	
Kyle Cunanan	-	16-19	43-43	-	-	-	-	-	-	91
Emmett Johnson	15	-	-	-	-	-	-	-	-	90
Dane Key	5	-	-	-	-	-	-	-	-	30
Nyziah Hunter	5	-	-	-	-	-	-	-	-	30
Jacory Barney Jr.	4	-	-	-	-	-	-	-	-	24
TJ Lateef	3	-	-	-	-	-	-	-	-	18
Luke Lindenmeyer	2	-	-	-	-	-	-	-	-	12
Kwinten Ives	2	-	-	-	-	-	-	-	-	12
Heinrich Haarberg	1	-	-	-	-	-	-	-	-	6
Kenneth Williams	1	-	-	-	-	-	-	-	-	6
Carter Nelson	1	-	-	-	-	-	-	-	-	6
Mekhi Nelson	1	-	-	-	-	-	-	-	-	6
Quinn Clark	1	-	-	-	-	-	-	-	-	6
Williams Nwaneri	1	-	-	-	-	-	-	-	-	6
Cortez Mills Jr.	1	-	-	-	-	-	-	-	-	6
Kade Pietrzak	-	-	-	-	-	-	-	-	-	1
<b>Total</b>	<b>43</b>	<b>16-19</b>	<b>43-43</b>	<b>0</b>	<b>0</b>	<b>0</b>	<b>0</b>	<b>1</b>	<b>351</b>	
<b>Opponents</b>	<b>34</b>	<b>12-15</b>	<b>30-31</b>	<b>1</b>	<b>1</b>	<b>1</b>	<b>0</b>	<b>1</b>	<b>276</b>	

TOTAL OFFENSE	G	PLAYS	RUSH	PASS	TOTAL	AVG/G
Dylan Raiola	9	296	-87	2000	1913	212.6
Emmett Johnson	12	251	1451	0	1451	120.9
TJ Lateef	6	122	98	722	820	136.7
Kwinten Ives	7	16	119	0	119	17.0
Isaiah Mozee	12	19	83	0	83	6.9
Mekhi Nelson	11	15	59	0	59	5.4
Kenneth Williams	11	5	22	0	22	2.0
Jalyn Gramstad	2	5	0	16	16	8.0
Jacory Barney Jr.	12	4	15	0	15	1.3
Heinrich Haarberg	12	9	9	0	9	0.8
Conor Booth	2	3	6	0	6	3.0
Janiran Bonner	1	2	4	0	4	4.0
Vincent Genatone	10	1	1	0	1	0.1
Izaac Dickey	2	1	1	0	1	0.5
Nyziah Hunter	12	1	-3	0	-3	-0.3
Team	12	0	-42	0	-42	-3.5
<b>Total</b>	<b>12</b>	<b>764</b>	<b>1736</b>	<b>2738</b>	<b>4474</b>	<b>372.8</b>
<b>Opponents</b>	<b>12</b>	<b>711</b>	<b>2055</b>	<b>1693</b>	<b>3748</b>	<b>312.3</b>

ALL PURPOSE	G	RUSH	REC	PR	KOR	IR	TOT	AVG/G
Emmett Johnson	12	1451	370	0	0	0	1821	151.8
Jacory Barney Jr.	12	15	463	270	205	0	953	79.4
Nyziah Hunter	12	-3	617	0	0	0	614	51.2
Kenneth Williams	11	22	20	0	395	0	437	39.7
Dane Key	12	0	424	0	0	0	424	35.3
Luke Lindenmeyer	12	0	306	0	0	0	306	25.5
Isaiah Mozee	12	83	107	43	70	0	303	25.3
Kwinten Ives	7	119	43	0	0	0	162	23.1
Cortez Mills Jr.	12	0	147	0	0	0	147	12.3
Mekhi Nelson	11	59	54	0	10	0	123	11.2
Quinn Clark	12	0	101	0	0	0	101	8.4
TJ Lateef	6	98	0	0	0	0	98	16.3
Heinrich Haarberg	12	9	52	0	0	0	61	5.1
Jamir Conn	12	0	0	25	0	0	25	2.1
Caleb Benning	10	0	0	0	25	0	25	2.5
Carter Nelson	12	0	11	3	5	0	19	1.6
Keelan Smith	8	0	18	0	0	0	18	2.3
Conor Booth	2	6	11	0	0	0	17	8.5
Javin Wright	11	0	0	0	0	14	14	1.3
Janiran Bonner	1	4	4	0	0	0	8	8.0
DeShon Singleton	12	0	0	0	0	7	7	0.6
Jeremiah Jones	1	0	6	0	0	0	6	6.0
Vincent Genatone	10	1	0	0	0	0	1	0.1
Izaac Dickey	2	1	0	0	0	0	1	0.5
DJ Singleton Jr.	2	0	-4	0	0	0	-4	-2.0
Henry Lutovsky	12	0	-12	0	0	0	-12	-1.0
Dylan Raiola	9	-87	0	0	0	0	-87	-9.7
Team	12	-42	0	0	0	0	-42	-3.5
<b>Total</b>	<b>12</b>	<b>1736</b>	<b>2738</b>	<b>341</b>	<b>710</b>	<b>21</b>	<b>5546</b>	<b>462.2</b>
<b>Opponents</b>	<b>12</b>	<b>2055</b>	<b>1693</b>	<b>22</b>	<b>442</b>	<b>78</b>	<b>4290</b>	<b>357.5</b>

## INDIVIDUAL OFFENSE GAME BY GAME

RUSHING	No-Yds/TD	CINCY	AKRON	HCU	MICH	MSU	MD	MINN	NW	USC	UCLA	PSU	IOWA
Emmett Johnson	251-1451/12	25-108/0	14-140/2	13-78/2	19-65/0	13-83/3	21-176/0	14-63/0	27-124/2	29-165/1	28-129/1	19-103/0	29-217/1
Dylan Raiola	46--87/0	4--1/0	3-13/0	2-7/0	7--49/0	9--17/0	2--4/0	13--34/0	3--1/0	-	DNP	DNP	DNP
TJ Lateef	27-98/3	DNP	2-17/1	3-15/1	DNP	DNP	DNP	DNP	DNP	6-18/0	5-31/0	10-15/1	1-2/0
Isaiah Mozee	19-83/0	1--2/0	-	-	1-1/0	3-9/0	5-24/0	2-7/0	3-28/0	1-4/0	1-3/0	-	2-9/0
Kwinteh Ives	16-119/2	DNP	4-34/1	12-85/1	DNP	DNP	-	-	-	DNP	DNP	-	-
Mekhi Nelson	15-59/1	1-0/0	5-11/1	DNP	3-19/0	1-11/0	-	-	-	1-2/0	-	3-13/0	1-3/0
Heinrich Haarberg	9-9/0	2-4/0	1-0/0	-	-	1-2/0	1--2/0	-	1-1/0	-	1-2/0	-	2-2/0
Kenneth Williams	5-22/0	-	1-15/0	4-7/0	-	-	-	-	-	-	-	DNP	-
Jacory Barney Jr.	4-15/0	-	-	-	1-7/0	-	-	-	3-8/0	-	-	-	-
Conor Booth	3-6/0	DNP	2-6/0	1-0/0	DNP	DNP	DNP	DNP	DNP	DNP	DNP	DNP	DNP
Janiran Bonner	2-4/0	2-4/0	DNP	DNP	DNP	DNP	DNP	DNP	DNP	DNP	DNP	DNP	DNP
Vincent Genatone	1-1/0	-	-	1-1/0	-	-	-	DNP	DNP	-	-	-	-
Izaac Dickey	1-1/0	DNP	-	1-1/0	DNP	DNP	DNP	DNP	DNP	DNP	DNP	DNP	DNP
Nyziah Hunter	1--3/0	-	-	-	-	-	-	-	1--3/0	-	-	-	-

RECEIVING	No-Yds/TD	CINCY	AKRON	HCU	MICH	MSU	MD	MINN	NW	USC	UCLA	PSU	IOWA
Emmett Johnson	46-370/3	7-27/0	2-7/1	2-7/0	5-32/0	6-37/0	2-20/0	5-37/0	2-15/0	2-15/0	3-103/2	8-48/0	2-22/0
Nyзияh Hunter	43-617/5	6-65/1	4-82/0	1-16/0	2-34/0	4-93/1	5-125/2	5-40/0	6-70/1	5-30/0	3-37/0	1-19/0	1-6/0
Jacory Barney Jr.	43-463/4	5-27/0	7-132/0	3-22/1	6-120/2	2-47/0	3-16/0	1-1/0	3-13/0	3-6/0	4-19/1	5-55/0	1-5/0
Dane Key	35-424/5	6-51/1	3-35/1	4-104/1	3-36/0	-	4-43/1	-	3-22/0	2-23/1	3-46/0	4-48/0	3-16/0
Luke Lindenmeyer	28-306/2	5-47/0	3-44/1	1-9/0	7-60/0	1-6/0	2-30/1	4-52/0	1-15/0	2-23/0	-	-	2-20/0
Isaiah Mozee	10-107/0	1-2/0	3-65/0	3-26/0	-	-	2-10/0	-	-	-	-	1-4/0	-
Cortez Mills Jr.	9-147/1	1-13/0	1-7/0	3-98/1	1-10/0	1-10/0	-	1-4/0	-	-	-	1-5/0	-
Heinrich Haarberg	8-52/1	-	1-9/0	1-13/0	3-18/1	1--2/0	1-13/0	-	-	1-1/0	-	-	-
Mekhi Nelson	5-54/0	-	3-52/0	DNP	1-4/0	-	-	-	1-6/0	-	-	-	-
Quinn Clark	4-101/1	1-7/0	1-37/1	-	1-14/0	-	-	1-43/0	-	-	-	-	-
Kwinten Ives	3-43/0	DNP	1-7/0	2-36/0	DNP	DNP	-	-	-	DNP	DNP	-	-
Keelan Smith	2-18/0	DNP	1-15/0	-	DNP	-	1-3/0	DNP	DNP	-	-	-	-
Conor Booth	2-11/0	DNP	-	2-11/0	DNP	DNP	DNP	DNP	DNP	DNP	DNP	DNP	DNP
Carter Nelson	2-11/0	-	-	-	-	1-3/0	-	-	-	-	-	1-8/0	-
Kenneth Williams	1-20/0	-	-	1-20/0	-	-	-	-	-	-	-	DNP	-
Jeremiah Jones	1-6/0	DNP	1-6/0	DNP	DNP	DNP	DNP	DNP	DNP	DNP	DNP	DNP	DNP
Janiran Bonner	1-4/0	1-4/0	DNP	DNP	DNP	DNP	DNP	DNP	DNP	DNP	DNP	DNP	DNP
DJ Singleton Jr.	1--4/0	DNP	1--4/0	-	DNP	DNP	DNP	DNP	DNP	DNP	DNP	DNP	DNP
Henry Lutovsky	1-12/0	-	-	-	1-12/0	-	-	-	-	-	-	-	-

**PASSING**

#15 Dylan Raiola	Comp	Att	Int	Pct	Yards	TD	Long	Sacked	Effic.
Cincinnati	33	42	0	78.6	243	2	24	3-10	142.9
Akron	24	31	0	77.4	364	4	39	0-0	218.6
Houston Christian	15	21	0	71.4	222	2	40	0-0	191.7
Michigan	30	41	1	73.2	308	3	52	7-49	155.5
Michigan St.	16	24	1	66.7	194	1	59	5-35	140.0
Maryland	20	29	3	69.0	260	4	64	1-10	169.1
Minnesota	17	25	0	68.0	177	0	43	9-63	127.5
Northwestern	16	22	1	72.7	141	1	26	1-9	132.5
Southern California	10	15	0	66.7	91	1	23	1-10	139.6
Totals	181	250	6	72.4	2000	18	64	27-186	158.6

#14 TJ Lateef	Comp	Att	Int	Pct	Yards	TD	Long	Sacked	Effic.
Akron	6	7	0	85.7	128	0	41	0-0	239.3
Houston Christian	5	5	0	100.0	126	1	62	0-0	377.7
Southern California	5	7	0	71.4	7	0	11	0-0	79.8
UCLA	13	15	0	86.7	205	3	56	0-0	267.5
Penn St.	21	37	0	56.8	187	0	30	3-16	99.2
Iowa	9	24	0	37.5	69	0	13	0-0	61.7
Totals	59	95	0	62.1	722	4	62	3-16	139.8

#12 Jalyn Gramstad	Comp	Att	Int	Pct	Yards	TD	Long	Sacked	Effic.
Akron	2	2	0	100.0	2	0	6	0-0	108.4
Houston Christian	3	3	0	100.0	14	0	6	0-0	139.2
<b>Totals</b>	<b>5</b>	<b>5</b>	<b>0</b>	<b>100.0</b>	<b>16</b>	<b>0</b>	<b>6</b>	<b>0-0</b>	<b>126.9</b>

PUNT RETURNS	No-Yds	CINCY	AKRON	HCU	MICH	MSU	MD	MINN	NW	USC	UCLA	PSU	IOWA
Jacory Barney Jr.	22-270	2-3	4-87	-	3-21	4-81	2-3	2-22	-	2-8	1-17	-	2-28
Isaiah Mozee	2-43	-	1-5	1-38	-	-	-	-	-	-	-	-	-
Jamir Conn	1-25	-	-	-	-	1-25	-	-	-	-	-	-	-
Carter Nelson	0-3	-	-	-	-	0-3	-	-	-	-	-	-	-

[illegible]

## DEFENSIVE STATISTICS

[illegible]

## SPECIAL TEAMS TACKLES

[illegible]

[illegible]

[illegible][illegible]

INTERCEPTIONS	NO-YDS.	CINCY	AKRON	HCU	MICH	MSU	MD	MINN	NW	USC	UCLA	PSU	IOWA
DeShon Singleton	2-7	-	-	-	-	2-7	-	-	-	-	-	-	-
Javin Wright	1-14	-	-	DNP	-	-	-	-	1-14	-	-	-	-
Malcolm Hartzog Jr.	1-0	1-0	-	DNP	DNP	DNP	DNP	DNP	DNP	DNP	DNP	DNP	DNP
Andrew Marshall	1-0	-	-	-	-	-	-	-	-	1-0	-	-	-
Donovan Jones	1-0	-	-	-	-	-	-	-	1-0	-	-	-	-

[illegible][illegible]

## TEAM GAME BY GAME

DATE	OPPONENT	[----RUSHING----]				[----RECEIVING----]				[-----PASSING-----]				[----KICK RET-----]				[----PUNT RET-----]				TOTAL OFF.		
		NO.	YDS	TD	LG	NO.	YDS	TD	LG	CMP	ATT	INT	YDS	TD	LG	NO	YDS	TD	LG	NO	YDS		TD	LG
8/28/25	vs. Cincinnati	36	110	0	16	33	243	2	24	33	42	0	243	2	24	2	33	0	21	2	3	0	3	353
9/6/25	Akron	33	234	5	47	32	494	4	41	32	40	0	494	4	41	2	42	0	23	5	92	0	39	728
9/13/25	Houston Christian	38	192	4	20	23	362	3	62	23	29	0	362	3	62	1	28	0	28	1	38	0	38	554
9/20/25	Michigan	31	43	0	14	30	308	3	52	30	41	1	308	3	52	1	23	0	23	3	21	0	20	351
10/4/25	Michigan St.	31	67	3	23	16	194	1	59	16	24	1	194	1	59	0	0	0	0	5	84	1	57	261
10/11/25	at Maryland	30	193	0	50	20	260	4	64	20	29	3	260	4	64	4	162	0	85	2	3	0	5	453
10/17/25	at Minnesota	29	36	0	17	17	177	0	43	17	25	0	177	0	43	1	12	0	12	2	22	0	30	213
10/25/25	Northwestern	39	155	2	21	16	141	1	26	16	22	1	141	1	26	3	142	1	95	0	0	0	0	296
11/1/25	USC	40	188	1	23	15	98	1	23	15	22	0	98	1	23	2	48	0	25	2	8	0	4	286
11/8/25	at UCLA	39	156	1	14	13	205	3	56	13	15	0	205	3	56	1	24	0	24	1	17	0	17	361
11/22/25	at Penn St.	32	131	1	52	21	187	0	30	21	37	0	187	0	30	5	121	0	40	0	0	0	0	318
11/28/25	Iowa	36	231	1	70	9	69	0	13	9	24	0	69	0	13	5	75	0	22	2	28	0	38	300
Nebraska		414	1736	18	70	245	2738	22	64	245	350	6	2738	22	64	27	710	1	95	25	341	1	57	4474
Opponents		428	2055	26	75	164	1693	7	50	164	283	6	1693	7	50	26	442	0	51	4	22	0	21	3748

DATE	OPPONENT	[-----TACKLES-----]				[SACKS-]	[---FUMBLE---]		INT-YDS	QBH	PBU	BLKD KICK	[---KICKS---XPTS-----]			PTS OFF	
		SOL	AST	TOT	TFL-YDS	NO-YDS	FF	FR-YDS					ATT-MAD	RUN	RCV	SAF	TO
8/28/25	vs. Cincinnati	20	32	52	2.0-7	0-0	1	1-0	1-0	1	5	0	2-2	0	0	0	7
9/6/25	Akron	33	28	61	9.0-27	2-12	0	1-0	0-0	5	4	1	9-9	0	0	1	7
9/13/25	Houston Christian	34	22	56	8.0-42	3-29	2	2-29	0-0	2	1	0	8-8	0	0	0	7
9/20/25	Michigan	26	28	54	5.0-13	1-6	1	1-0	0-0	1	3	0	3-3	0	0	0	3
10/4/25	Michigan St.	33	30	63	12.0-60	4-42	0	1-0	2-7	3	0	1	5-5	0	0	0	3
10/11/25	at Maryland	46	12	58	4.0-14	1-14	0	0-0	0-0	0	2	0	4-4	0	0	0	0
10/17/25	at Minnesota	32	36	68	3.0-10	1-2	0	0-0	0-0	1	2	0	0-0	0	0	0	0
10/25/25	Northwestern	30	26	56	0.0-0	0-0	0	0-0	2-14	3	2	0	4-4	0	0	0	14
11/1/25	USC	23	32	55	4.0-22	3-21	0	0-0	1-0	3	5	0	2-2	0	0	0	0
11/8/25	at UCLA	38	30	68	6.0-23	3-18	0	0-0	0-0	2	2	0	4-4	0	0	0	0
11/22/25	at Penn St.	33	14	47	5.0-13	1-9	0	0-0	0-0	0	0	0	1-1	0	0	0	0
11/28/25	Iowa	39	18	57	2.0-3	0-0	0	1-0	0-0	4	1	0	1-1	0	0	0	3
Nebraska	388	308	696	61.0-248	19-153	4	7-29	6-21	25	28	3	43-43	0	0	1	44	
Opponents	452	346	798	55.0-270	30-202	9	4-1	6-78	21	24	0	30-31	1	1	1	31	

DATE	OPPONENT	[-----PUNTING-----]									[----FIELD GOALS----]			[-----KICKOFFS-----]				
		NO	YDS	AVG	LG	BLK	TB	FC	50+	120	ATT-MADE	LG	BLKD	NO	YDS	AVG	TB	OB
8/28/25	vs. Cincinnati	4	147	36.8	41	0	0	2	0	3	2-2	52	0	5	297	59.4	2	1
9/6/25	Akron	0	0	0.0	0	0	0	0	0	0	1-1	35	0	11	682	62.0	4	1
9/13/25	Houston Christian	0	0	0.0	0	0	0	0	0	0	1-1	24	0	10	613	61.3	4	1
9/20/25	Michigan	4	197	49.3	56	0	0	1	2	0	2-3	39	0	5	257	51.4	1	0
10/4/25	Michigan St.	4	120	30.0	46	0	0	1	0	2	1-1	27	0	7	429	61.3	6	0
10/11/25	at Maryland	1	20	20.0	20	0	0	0	0	0	2-2	43	0	7	442	63.1	5	0
10/17/25	at Minnesota	5	223	44.6	53	0	0	2	1	1	2-2	33	0	3	189	63.0	1	0
10/25/25	Northwestern	2	111	55.5	58	0	1	0	2	1	0-1	0	0	5	317	63.4	3	0
11/1/25	USC	4	150	37.5	41	0	0	3	0	2	1-2	39	0	4	248	62.0	1	0
11/8/25	at UCLA	2	67	33.5	34	0	0	1	0	2	0-0	0	0	5	319	63.8	2	0
11/22/25	at Penn St.	2	83	41.5	46	0	0	1	0	1	1-1	31	0	3	192	64.0	2	0
11/28/25	Iowa	4	128	32.0	35	0	0	2	0	0	3-3	35	0	6	325	54.2	2	0
<b>Nebraska</b>		<b>32</b>	<b>1246</b>	<b>38.9</b>	<b>58</b>	<b>0</b>	<b>1</b>	<b>13</b>	<b>5</b>	<b>12</b>	<b>16-19</b>	<b>52</b>	<b>0</b>	<b>71</b>	<b>4310</b>	<b>60.7</b>	<b>33</b>	<b>3</b>
<b>Opponents</b>		<b>52</b>	<b>2148</b>	<b>41.3</b>	<b>59</b>	<b>2</b>	<b>1</b>	<b>9</b>	<b>7</b>	<b>15</b>	<b>12-15</b>	<b>56</b>	<b>1</b>	<b>58</b>	<b>3618</b>	<b>62.4</b>	<b>27</b>	<b>3</b>

# OPPONENT GAME BY GAME

DATE	OPPONENT	----RUSHING----				----RECEIVING----				-----PASSING-----				----KICK RET----				----PUNT RET----				TOTAL OFF.	
		NO.	YDS	TD	LG	NO.	YDS	TD	LG	CMP	ATT	INT	YDS	TD	LG	NO	YDS	TD	LG	NO	YDS		TD
8/28/25	vs. Cincinnati	30	202	2	29	13	69	0	14	13-25-1	69	0	14	1	20	0	20	0	0	0	0	0	271
9/6/25	Akron	36	113	0	25	9	62	0	19	9-23-0	62	0	19	6	125	0	33	0	0	0	0	0	175
9/13/25	Houston Christian	35	93	1	45	11	67	0	10	11-18-0	67	0	10	4	40	0	32	0	0	0	0	0	160
9/20/25	Michigan	33	286	3	75	12	105	0	16	12-23-0	105	0	16	1	1	0	1	1	-1	0	0	0	391
10/4/25	Michigan St.	38	84	3	16	15	156	1	24	15-30-2	156	1	24	1	2	0	2	0	0	0	0	0	240
10/11/25	at Maryland	30	130	2	28	27	249	1	25	27-37-0	249	1	25	2	35	0	21	0	0	0	0	0	379
10/17/25	at Minnesota	35	186	2	71	16	153	1	35	16-20-0	153	1	35	2	33	0	17	1	2	0	2	2	339
10/25/25	Northwestern	30	172	2	56	15	159	0	37	15-29-2	159	0	37	2	40	0	22	1	0	0	0	0	331
11/1/25	USC	38	202	2	17	9	135	0	43	9-23-1	135	0	43	1	11	0	11	0	0	0	0	0	337
11/8/25	at UCLA	37	157	1	21	17	191	2	45	17-27-0	191	2	45	3	64	0	31	0	0	0	0	0	348
11/22/25	at Penn St.	39	231	4	50	11	181	1	50	11-12-0	181	1	50	0	0	0	0	1	21	0	21	412	
11/28/25	Iowa	46	213	4	34	9	166	1	43	9-16-0	166	1	43	3	71	0	51	0	0	0	0	0	379
Opponents		428	2055	26	75	164	1693	7	50	164-283-6	1693	7	50	26	442	0	51	4	22	0	21	3748	
Nebraska		414	1736	18	70	245	2738	22	64	245-350-6	2738	22	64	27	710	1	95	25	341	1	57	4474	

DATE	OPPONENT	-----TACKLES-----				SACKS  NO-YDS	---FUMBLE---		INT-YDS	QBH	PBU	BLKD KICK	---KICKS---XPTS-----			PTS OFF	
		SOL	AST	TOT	TFL-YDS		FF	FR-YDS					ATT-MAD	RUN	RCV	SAF	TO
8/28/25	vs. Cincinnati	24	84	108	6.0-16	3-10	2	0-0	0-0	3	2	0	2-2	0	0	0	0
9/6/25	Akron	44	22	66	3.0-6	0-0	1	1-1	0-0	0	2	0	0-0	0	0	0	0
9/13/25	Houston Christian	40	24	64	0.0-0	0-0	0	0-0	0-0	0	2	0	1-1	0	0	0	0
9/20/25	Michigan	40	36	76	9.0-54	7-49	0	0-0	1-0	2	3	0	3-3	0	0	0	7
10/4/25	Michigan St.	37	12	49	7.0-52	5-35	0	0-0	1-0	3	3	0	3-3	0	0	0	7
10/11/25	at Maryland	47	6	53	3.0-13	1-10	0	0-0	3-73	0	2	0	4-4	0	0	0	17
10/17/25	at Minnesota	35	26	61	10.0-64	9-63	0	0-0	0-0	5	1	0	3-3	0	0	0	0
10/25/25	Northwestern	40	22	62	4.0-21	1-9	1	1-0	1-5	2	1	0	1-1	0	1	0	0
11/1/25	USC	39	30	69	5.0-18	1-10	2	1-0	0-0	0	2	0	1-1	1	0	0	0
11/8/25	at UCLA	31	28	59	2.0-4	0-0	0	0-0	0-0	0	0	0	3-3	0	0	0	0
11/22/25	at Penn St.	40	24	64	5.0-18	3-16	0	0-0	0-0	4	2	0	4-5	0	0	0	0
11/28/25	Iowa	34	32	66	1.0-4	0-0	2	1-0	0-0	2	4	0	5-5	0	0	1	0
Opponents Nebraska		452	346	798	55.0-270	30-202	9	4-1	6-78	21	24	0	30-31	1	1	1	31
		388	308	696	61.0-248	19-153	4	7-29	6-21	25	28	3	43-43	0	0	1	44

DATE	OPPONENT	PUNTING										FIELD GOALS			KICKOFFS				
		NO	YDS	AVG	LG	BLK	TB	FC	50+	I20	ATT-MADE	LG	BLKD	NO	YDS	AVG	TB	OB	
8/28/25	vs. Cincinnati	4	181	45.3	52	0	0	1	1	2	1-1	45	0	4	254	63.5	2	0	
9/6/25	Akron	8	296	37.0	48	0	0	0	0	1	0-2	0	1	2	128	64.0	0	0	
9/13/25	Houston Christian	8	338	42.3	59	0	1	2	1	1	0-0	0	1	2	130	65.0	1	0	
9/20/25	Michigan	4	164	41.0	49	0	0	0	0	1	3-3	56	0	7	455	65.0	6	0	
10/4/25	Michigan St.	5	204	40.8	54	1	0	0	3	0	0-0	0	0	4	260	65.0	4	0	
10/11/25	at Maryland	5	204	40.8	49	0	0	2	0	2	1-1	37	0	6	360	60.0	2	0	
10/17/25	at Minnesota	5	198	39.6	45	0	0	1	0	3	1-1	30	0	5	320	64.0	4	0	
10/25/25	Northwestern	2	71	35.5	36	0	0	1	0	1	2-2	40	0	5	290	58.0	1	1	
11/1/25	USC	4	157	39.3	47	0	0	0	0	2	2-2	49	0	5	323	64.6	2	1	
11/8/25	at UCLA	2	91	45.5	48	0	0	1	0	0	0-1	0	0	4	250	62.5	3	0	
11/22/25	at Penn St.	2	92	46.0	49	0	0	0	0	0	1-1	26	0	7	436	62.3	1	1	
11/28/25	Iowa	3	152	50.7	53	0	0	1	2	2	1-1	41	0	7	412	58.9	1	0	
Opponents		52	2148	41.3	59	2	1	9	7	15	12-15	56	1	58	3618	62.4	27	3	
Nebraska		32	1246	38.9	58	0	1	13	5	12	16-19	52	0	71	4310	60.7	33	3	



## TEAM COMPARISON

OPPONENT	SCORE	1ST DNS (RUN/PASS/PEN.)	RUSHING	PASSING	PASS YDS	TOTAL OFFENSE	RET YDS	T/O
vs. Cincinnati	20-17	23/16 (10/12; 13/3; 0/1)	36-110 /30-202	33-42-0/13-25-1	243 /69	78-353/55-271	36 / 20	0/2
Akron	68-0	31/13 (9/7; 22/2; 0/4)	33-234/36-113	32-40-0/9-23-0	494/62	73-728/59-175	134/126	1/1
Houston Christian	59-7	30/11 (12/7; 16/2; 2/2)	38-192/35-93	23-29-0/11-18-0	362/67	67-554/53-160	95/40	0/2
Michigan	27-30	23/16 (5/9; 15/7; 3/0)	31-43/33-286	30-41-1/12-23-0	308/105	72-351/56-391	44/0	1/1
Michigan St.	38-27	15/17 (7/8; 6/7; 2/2)	31-67/38-84	16-24-1/15-30-2	194/156	55-261/68-240	91/2	1/3
at Maryland	34-31	23/18 (8/8; 12/10; 3/0)	30-193/30-130	20-29-3/27-37-0	260/249	59-453/67-379	165/108	3/0
at Minnesota	6-24	13/18 (3/8; 9/7; 1/3)	29-36/35-186	17-25-0/16-20-0	177/153	54-213/55-339	34/35	0/0
Northwestern	28-21	18/18 (10/9; 7/6; 1/3)	39-155/30-172	16-22-1/15-29-2	141/159	61-296/59-331	156 45	2/2
USC	17-21	20/20 (12/13; 6/5; 2/2)	40-188/38-202	15-22-0/9-23-1	98/135	62-286/61-337	56/11	1/1
at UCLA	28-21	20/21 (11/13; 9/7; 0/1)	39-156/37-157	13-15-0/17-27-0	205/191	54-361/64-348	41/64	0/0
at Penn St.	10-37	17/21 (8/11; 8/7; 1/3)	32-131/39-231	21-37-0/11-12-0	187/181	69-318/51-412	121/21	0/0
Iowa	16-40	14/18 (10/9; 2/7; 2/2)	36-231/46-213	9-24-0/9-16-0	69/166	60-300/62-379	103/71	1/1
<b>Totals</b>	<b>351-276</b>	<b>247/207 (105/114; 125/70; 17/23)</b>	<b>414-1736/428-2055</b>	<b>245-350-6/164-283-6</b>	<b>2738/1693</b>	<b>764-4474/711-3748</b>	<b>1101/543</b>	<b>10/13</b>

Note: Game totals are displayed in the format NEBRASKA/OPPONENT for each category

OPPONENT	3RD DOWN	4TH DOWN	TIME POSS	MARGIN	YDS/RUSH	YDS/PASS	YDS/PLAY	PUNTING	PENALTIES	SACKS
vs. Cincinnati	10-18/3-10	1-2/2-2	39:30/20:30	19:00	3.1 / 6.7	5.8 / 2.8	4.5 / 4.9	4-36.8 / 4-45.3	3-27.0 / 4-20.0	0/3
Akron	8-10/1-14	0-1/1-2	30:10/29:50	00:20	7.1 / 3.1	12.4 / 2.7	10.0/3.0	0-0.0 / 8-37.0	6-71.0 /1-5.0	2/0
Houston Christian	5-9 / 4-14	1-2 / 2-2	30:17 / 29:43	00:34	5.1 / 2.7	12.5 / 3.7	8.3 / 3.0	0-0.0 / 8-42.3	4-45.0 / 9-70.0	3/0
Michigan	2-13 / 4-12	2-3 / 0-0	33:17 / 26:43	06:34	1.4 / 8.7	7.5 / 4.6	4.9 / 7.0	4-49.3 / 4-41.0	3-9.0 / 4-39.0	1/7
Michigan St.	5-13 / 2-14	0-2 / 4-5	26:36 / 33:24	-06:48	2.2 / 2.2	8.1 / 5.2	4.7 / 3.5	4-30.0 / 5-40.8	6-44.0 / 5-45.0	4/5
at Maryland	3-7 / 7-15	0-1 / 0-2	28:33 / 31:27	-02:54	6.4 / 4.3	9.0 / 6.7	7.7 / 5.7	1-20.0 / 5-40.8	6-49.0 / 8-100.0	1/1
at Minnesota	3-11 / 5-12	0-1 / 0-0	28:01 / 31:59	-03:58	1.2 / 5.3	7.1 / 7.7	3.9 / 6.2	5-44.6 / 5-39.6	6-65.0 / 3-30.0	1/9
Northwestern	6-12 / 7-14	2-3 / 1-2	30:16 / 29:44	00:32	4.0 / 5.7	6.4 / 5.5	4.9 / 5.6	2-55.5 / 2-35.5	4-39.0 / 3-29.0	0/1
USC	5-12 / 6-14	0-1 / 0-1	32:58 / 27:02	05:56	4.7 / 5.3	4.5 / 5.9	4.6 / 5.5	4-37.5 / 4-39.3	4-45.0 / 8-49.0	3/1
at UCLA	5-8 / 8-14	0-0 / 2-3	30:00 / 30:00	00:00	4.0 / 4.2	13.7 / 7.1	6.7 / 5.4	2-33.5 / 2-45.5	2-25.0 / 4-20.0	3/0
at Penn St.	9-18 / 5-9	1-6 / 1-1	29:38 / 30:22	-00:44	4.1 / 5.9	5.1 / 15.1	4.6 / 8.1	2-41.5 / 2-46.0	6-58.0 / 5-65.0	1/3
Iowa	5-15 / 7-12	2-3 / 1-1	26:40 / 33:20	-06:40	6.4 / 4.6	2.9 / 10.4	5.0 / 6.1	4-32.0 / 3-50.7	5-53.0 / 4-45.0	0/0
<b>Totals</b>	<b>66-146 / 59-154</b>	<b>9-25 / 14-21</b>	<b>365:56 / 354:04</b>	<b>11:52</b>	<b>4.2 / 4.8</b>	<b>7.8 / 6.0</b>	<b>5.9 / 5.3</b>	<b>32-38.9 / 52-41.3</b>	<b>55-530.0 / 58-503.0</b>	<b>19/30</b>

Game totals are displayed in the format NEBRASKA/OPPONENT for each category

## NEBRASKA RED ZONE CHART

### NEBRASKA INSIDE OPPONENT RED-ZONE

DATE	OPPONENT	SCORE	TIMES IN RZ	TIMES SCORED	PTS	TOTAL TDS	RUSH TDS	PASS TDS	-----FGs----- MADE MISS	----- FAILED TO SCORE INSIDE RZ ----- DOWNS INT FUMB HALF GAME
8/28/25	vs. Cincinnati	W, 20-17	3	3	17	2	0	2	1 1	0 0 0 0 0
9/6/25	Akron	W, 68-0	9	7	45	6	3	3	1 1	1 0 1 0 0
9/13/25	Houston Christian	W, 59-7	8	6	38	5	4	1	1 1	1 0 0 0 0
9/20/25	Michigan	L, 27-30	4	3	13	1	0	1	2 2	1 0 0 0 0
10/4/25	Michigan St.	W, 38-27	3	3	17	2	2	0	1 1	0 0 0 0 0
10/11/25	at Maryland	W, 34-31	5	5	27	3	0	3	2 2	0 0 0 0 0
10/17/25	at Minnesota	L, 6-24	2	2	6	0	0	0	2 2	0 0 0 0 0
10/25/25	Northwestern	W, 28-21	3	3	21	3	2	1	0 0	0 0 0 0 0
11/1/25	USC	L, 17-21	3	3	17	2	1	1	1 1	0 0 0 0 0
11/8/25	at UCLA	W 28-21	2	2	14	2	1	1	0 0	0 0 0 0 0
11/22/25	at Penn St.	L, 10-37	4	2	10	1	1	0	1 1	2 0 0 0 0
11/28/25	Iowa	L, 16-40	5	4	16	1	1	0	3 3	0 0 1 0 0
<b>Totals 43 of 51 (84.3%)</b>			<b>51</b>	<b>43</b>	<b>241</b>	<b>28</b>	<b>15</b>	<b>13</b>	<b>15 15</b>	<b>5 0 2 0 1</b>

### OPPONENT INSIDE NEBRASKA RED-ZONE

DATE	OPPONENT	SCORE	TIMES IN RZ	TIMES SCORED	PTS	TOTAL TDS	RUSH TDS	PASS TDS	-----FGs----- MADE MISS	----- FAILED TO SCORE INSIDE RZ ----- DOWNS INT FUMB HALF GAME
8/28/25	vs. Cincinnati	W, 20-17	2	2	14	2	2	0	0 0	0 0 0 0 0
9/6/25	Akron	W, 68-0	1	0	0	0	0	0	0 1	0 0 0 0 0
9/13/25	Houston Christian	W, 59-7	0	0	0	0	0	0	0 0	0 0 0 0 0
9/20/25	Michigan	L, 27-30	1	1	3	0	0	0	1 1	0 0 0 0 0
10/4/25	Michigan St.	W, 38-27	4	4	27	4	3	1	0 0	0 0 0 0 0
10/11/25	at Maryland	W, 34-31	2	2	10	1	1	0	1 1	0 0 0 0 0
10/17/25	at Minnesota	L, 6-24	4	4	24	3	2	1	1 1	0 0 0 0 0
10/25/25	Northwestern	W, 28-21	2	2	10	1	1	0	1 1	0 0 0 0 0
11/1/25	USC	L, 17-21	3	3	18	2	2	0	1 1	0 0 0 0 0
11/8/25	at UCLA	W, 28-21	2	2	14	2	1	1	0 0	0 0 0 0 0
11/22/25	at Penn St.	L, 10-37	6	6	37	5	4	1	1 1	0 0 0 0 0
11/28/25	Iowa	L, 16-40	4	4	28	4	4	0	0 0	0 0 0 0 0
<b>Totals 30 of 31 (96.8%)</b>			<b>31</b>	<b>30</b>	<b>185</b>	<b>24</b>	<b>20</b>	<b>4</b>	<b>6 7</b>	<b>0 0 0 0 0</b>

## NEBRASKA &amp; OPPONENT LONG PLAYS &amp; DRIVE INFORMATION

## LONG SEASON PLAYS (20 OR MORE YARDS)

	[-----NEBRASKA-----]				[-----OPPONENT-----]			
	RUSH	PASS	RET	TOT	RUSH	PASS	RET	TOT
vs. Cincinnati	0	1	1	2	1	0	1	2
Akron	3	8	3	14	1	0	2	3
Houston Christian	1	6	3	10	1	0	1	2
Michigan	0	6	2	8	3	0	0	3
Michigan State	1	2	2	5	0	1	0	1
at Maryland	1	3	4	8	1	4	2	7
at Minnesota	0	2	1	3	1	2	1	4
Northwestern	1	1	2	4	2	2	1	5
USC	1	1	2	4	0	2	0	2
at UCLA	0	3	1	4	2	1	2	5
at Penn State	1	3	3	7	2	5	1	8
Iowa	2	0	3	5	2	4	2	8
<b>Totals</b>	<b>11</b>	<b>36</b>	<b>27</b>	<b>74</b>	<b>16</b>	<b>21</b>	<b>13</b>	<b>50</b>

## LONG DRIVE SUPERLATIVES

	NEBRASKA	OPPONENT
Most Yards (Result)	89 vs. Akron (TD)	98, at Minnesota (TD); at PSU (TD)
Most Plays (Result)	16 vs. Cincinnati (FG)	17 vs. Michigan State (TD)
Most Time (Result)	7:51 vs. Cincinnati (FG)	9:46 at UCLA (TD)

## NEBRASKA LONG PLAYS (74; 11 RUNS; 36 PASSES; 27 RETURNS)

YDS	OPPONENT	PLAY	RESULT
95	Northwestern	KOR (Williams)	Touchdown
85	Maryland	KOR (Williams)	1st-10
70	Iowa	Rush (Johnson)	1st-Goal
64	Maryland	Pass (Raiola-Hunter)	Touchdown
62	Houston Christian	Pass (Lateef-Mills)	TD
59	Michigan State	Pass (Raiola-Hunter)	Touchdown
57	Michigan State	PR (Barney)	1st-10
56	UCLA	Pass (Lateef-Johnson)	Touchdown
52	Michigan	Pass (Raiola-Barney)	Touchdown
52	Penn State	Rush (Johnson)	1st-Goal
50	Maryland	Rush (Johnson)	1st-Goal
47	Akron	Rush (Johnson)	Touchdown
45	Michigan State	Pass (Raiola-Barney)	1st-10
43	Minnesota	Pass (Raiola-Clark)	1st-10
41	Akron	Pass (Lateef-Nelson)	1st-10
40	Houston Christian	Pass (Raiola-Key)	1st-10
40	UCLA	Pass (Lateef-Johnson)	Touchdown
40	Penn State	KOR (Barney)	1st-10
39	Akron	PR (Barney)	1st-10
39	Akron	Pass (Raiola-Barney)	1st-10
39	Akron	Pass (Lateef-Mozee)	1st-10
39	Houston Christian	Pass (Raiola-Key)	Touchdown
38	Houston Christian	PR (Mozee)	1st-10
38	Akron	Pass (Raiola-Barney)	1st-10
38	Iowa	PR (Barney)	1st-10
37	Akron	Pass (Raiola-Clark)	Touchdown
36	Akron	Pass (Raiola-Hunter)	1st-10
36	Akron	Rush (Johnson)	1st-10
33	Maryland	Pass (Raiola-Hunter)	1st-10
30	Minnesota	PR (Barney)	1st-10
30	Penn State	Pass (Lateef-Barney)	1st-10
29	Houston Christian	FR (Nwaneri)	Touchdown
29	Northwestern	KOR (Williams)	1st-10
29	Maryland	KOR (Mozee)	1st-10
29	UCLA	Pass (Lateef-Key)	1st-10
28	Penn State	KOR (Barney)	1st-10
28	Houston Christian	KOR (Williams)	1st-10
28	Akron	Rush (Ives)	Touchdown
26	Akron	Pass (Raiola-Hunter)	1st-10
26	Michigan	Pass (Raiola-Barney)	Touchdown
26	Northwestern	Pass (Raiola-Hunter)	1st-10
26	Minnesota	Pass (Raiola-Lindenmeyer)	1st-10
26	Penn State	KOR (Barney)	1st-10
25	Michigan State	Punt Block (Conn)	Touchdown
25	Maryland	KOR (Benning)	1st-10
25	Iowa	Rush (Johnson)	1st-10
25	USC	KOR (Williams)	1st-10
24	Cincinnati	Pass (Raiola-Hunter)	1st-10
24	UCLA	KOR (Barney)	1st-10
23	Michigan State	Rush (Johnson)	Touchdown
23	Akron	KOR (Williams)	1st-10
22	Akron	Pass (Raiola-Lindenmeyer)	1st-10
23	Michigan	Pass (Raiola-Lindenmeyer)	1st-10
23	Michigan	KOR (Mozee)	1st-10
23	Akron	PR (Barney)	1st-10
23	Maryland	KOR (Williams)	1st-10
23	Maryland	Pass (Raiola-Lindenmeyer)	1st-10
23	USC	Pass (Raiola-Lindenmeyer)	1st-10
23	USC	KOR (Williams)	1st-10
23	USC	Rush (Johnson)	1st-10
22	Penn State	Pass (Lateef-Barney)	1st-10
22	Penn State	Pass (Lateef-Johnson)	1st-10
22	Houston Christian	Pass (Raiola-Mills)	1st-10
22	Iowa	KOR (Barney)	1st-10
21	Houston Christian	Pass (Lateef-Ives)	1st-10
21	Cincinnati	KOR (Williams)	1st-10
21	Northwestern	Rush (Mozee)	1st-10
21	Michigan	Pass (Raiola-Key)	1st-10
21	Michigan	Pass (Raiola-Hunter)	1st-10
21	Michigan	Pass (Raiola-Barney)	1st-Goal
20	Houston Christian	Rush (Ives)	1st-10
20	Houston Christian	Pass (Lateef-Williams)	1st-10
20	Michigan	PR (Barney)	1st-10
20	Iowa	KOR (Barney)	1st-10

## OPPONENT LONG PLAYS (50; 16 RUNS; 21 PASSES; 13 RETURNS)

YDS	OPPONENT	PLAY	RESULT
75	Michigan	Run (Haynes)	Touchdown
71	Minnesota	Rush (Taylor)	1st-Goal
67	Maryland	IR (Joyner)	Touchdown
56	Northwestern	Rush (Komolafe)	Touchdown
54	Michigan	Rush (Marshall)	Touchdown
51	Iowa	KOR (Wetjen)	1st-10
50	Penn State	Rush (Allen)	1st-Goal
50	Penn State	Pass (Grunkemeyer-Singleton)	1st-10
45	Houston Christian	Rush (Edwards)	Touchdown
45	UCLA	Pass (Iamaleava to Woods)	Touchdown
43	USC	Pass (Maiava-Richardson)	1st-10
43	Iowa	Pass (Gronowski-Vonnahme)	1st-10
37	Northwestern	Pass (Stone-Wilde)	1st-10
37	Michigan	Run (Underwood)	Touchdown
35	Minnesota	Pass (Lindsey-Smith)	1st-Goal
35	Iowa	Pass (Gronowski-Vonnahme)	Touchdown
34	Iowa	Rush (Moulton)	1st-10
33	Akron	KOR (Hills)	1st-10
32	Houston Christian	KOR (Greens)	1st-10
31	UCLA	KOR (Martin)	1st-10
31	Penn State	Pass (Grunkemeyer-Howard)	1st-10
30	Northwestern	Pass (Stone-Eligon)	1st-10
29	Penn State	Pass (Grunkemeyer-Pena)	1st-10
29	Cincinnati	Rush (Sorsby)	1st-10
29	USC	Pass (Maiava-Hines)	1st-10
29	Iowa	Rush (Gronowski)	1st-10
28	Maryland	Rush (Ray)	Touchdown
28	Penn State	Pass (Grunkemeyer-Ross)	1st-10
28	Penn State	Pass (Grunkemeyer-Hudson)	1st-10
27	Iowa	Pass (Gronowski-Vander Zee)	Touchdown
26	Penn State	Rush (Reynolds)	1st-10
26	Minnesota	KOR (Perich)	1st-10
26	Iowa	Pass (Gronowski-Vander Zee)	Touchdown
25	Akron	Rush (Patrick)	1st-10
25	Maryland	Pass (Washington-Webb)	1st-10
24	Michigan State	Pass (Milivojevic-Tullis)	1st-Goal
22	Akron	KOR (Hills)	1st-10
22	Maryland	Pass (Washington-Knotts)	1st-10
22	Northwestern	KOR (Wagner)	1st-10
21	Maryland	KOR (Cooper)	1st-10
21	Maryland	Pass (Washington-Haughton)	Touchdown
21	UCLA	Rush (Thomas)	1st-10
21	UCLA	Rush (Iamaleava)	1st-10
21	UCLA	KOR (Matthews)	1st-10
21	Penn State	PR (Pena)	1st-10
20	Cincinnati	KOR (Wilson)	1st-10
20	Maryland	Pass (Washington-Fleming)	1st-10
20	Minnesota	Pass (Lindsey-Brockington)	Touchdown
20	Northwestern	Rush (Komolafe)	1st-Goal
20	Iowa	KOR (Wetjen)	1st-10

## GAME-OPENING DRIVES

OPPONENT	[-----NEBRASKA-----]			[-----OPPONENT-----]		
	PTS.	1ST DWN	YDS	PTS.	1ST DWN	YDS
vs. Cincinnati	0	1	12	0	1	11
Akron	7	2	77	0	1	27
Houston Christian	3	3	66	0	0	8
Michigan	0	4	70	0	0	8
Michigan State	7	3	48	0	0	-11
at Maryland	0	3	44	0	2	33
at Minnesota	0	0	1	0	0	8
Northwestern	7	4	69	0	1	14
USC	0	6	75	0	0	7
at UCLA	7	4	61	7	6	75
at Penn State	0	1	69	7	3	98
Iowa	0	0	7	0	0	4

## SECOND-HALF OPENING DRIVES

OPPONENT	[-----NEBRASKA-----]			[-----OPPONENT-----]		
	PTS.	1ST DWN	YDS	PTS.	1ST DWN	YDS
vs. Cincinnati	0	2	32	7	4	57
Akron	7	2	52	0	1	18
Houston Christian	7	4	78	0	0	6
Michigan	0	1	22	0	0	5
Michigan State	0	1	23	7	3	48
at Maryland	0	2	33	7	4	75
at Minnesota	0	2	24	7	6	98
Northwestern	0	1	21	0	2	28
USC	0	0	7	0	0	0
at UCLA	7	4	75	7	3	69
at Penn State	0	2	39	7	4	75
Iowa	0	0	4	0	1	17

## NEBRASKA &amp; OPPONENT SCORING DRIVES, MISCELLANEOUS STATS

## SCORING DRIVES

GAME	SCORING DRIVES		[----TIME-----]		[---PLAYS---]		5 OR LESS	1 OR 0
		TOT	AVG.	TOT	AVG.			
vs. Cincinnati	4	20:34	5:08	43	10.8		1	0
Akron	11	20:56	1:54	53	4.8	7	1	1
Houston Christian	9	23:45	2:38	55	6.1	3	1	1
Michigan	5	18:02	3:36	43	8.6	0	0	0
Michigan State	6	9:15	1:32	24	4.0	4	2	2
at Maryland	6	16:23	2:43	35	5.8	3	1	1
at Minnesota	2	12:10	6:05	21	10.5	0	0	0
Northwestern	4	11:27	2:51	25	6.25	2	1	1
USC	3	16:59	5:39	32	10.7	0	0	0
at UCLA	4	15:19	3:49	28	7.0	1	0	0
at Penn State	2	6:48	3:24	15	7.5	0	0	0
Iowa	4	8:29	2:07	31	7.8	1	0	0
TOTALS	60	180:07	3:00	274	4.6	22	6	6
OPPONENTS	48	184:57	3:51	383	8.0	14	4	4

## PENALTY NUMBERS

	NU PEN.-YDS.	OPP. PEN.-YDS
vs. Cincinnati	3-27	4-20
Akron	6-71	1-5
Houston Christian	4-45	9-70
Michigan	3-9	4-39
Michigan State	6-4	5-45
at Maryland	6-49	8-100
at Minnesota	6-65	3-30
Northwestern	4-39	3-29
USC	4-45	8-49
at UCLA	2-25	4-20
at Penn State	6-58	5-65
Iowa	5-53	4-45
TOTALS (AVG/PENALTY)	55-490 (8.9)	58-517 (8.9)
AVG/GAME	4.6-40.8	4.8-43.1

## NEBRASKA SCORING DRIVES

[----DRIVE-----]						
OPPONENT	PLAYS	YDS	TIME	SCORE	QTR./TIME	PLAY
Cincinnati	11	42	4:51	3-3	2nd/14:56	Cunanan 52-yd. FG
Cincinnati	16	80	7:51	6-3	2nd/5:36	Cunanan 22-yd. FG
Cincinnati	3	24	0:51	13-3	2nd/0:11	Hunter 5-yd. pass from Raiola
Cincinnati	13	67	7:01	20-13	4th/10:36	Key 3-yd. pass from Raiola
Akron	7	77	2:39	7-0	1st/12:17	Johnson 47-yd. rush
Akron	0	0	0:00	9-0	1st/4:44	Safety
Akron	4	4	0:50	12-0	1st/13:56	Cunanan 35-yd. FG
Akron	8	59	3:44	19-0	2nd/8:17	Johnson 4-yd. pass from Raiola
Akron	7	89	3:38	26-0	2nd/2:08	Clark 37-yd. pass from Raiola
Akron	3	31	0:55	33-0	2nd/0:46	Lindenmeyer 10-yd. pass from Raiola
Akron	6	52	1:25	40-0	3rd/10:49	Johnson 6-yd. rush
Akron	4	78	1:30	47-0	3rd/5:58	Key 12-yd. pass from Raiola
Akron	5	74	2:21	54-0	3rd/2:37	Ives 28-yd. rush
Akron	5	51	1:55	61-0	4th/13:01	Nelson 1-yd. rush
Akron	4	43	1:59	68-0	4th/7:31	Lateef 8-yd. rush
Houston Christian	9	66	3:43	3-0	1st/11:12	Cunanan 24-yd. FG
Houston Christian	6	45	2:47	10-0	1st/6:16	Barney 9-yd. pass from Raiola
Houston Christian	3	84	0:50	17-0	1st/3:14	Key 39-yd. pass from Raiola
Houston Christian	9	70	3:42	24-0	2nd/11:34	Johnson 2-yd. rush
Houston Christian	0	0	0:00	31-0	2nd/9:38	Williams 29-yd. fumble return
Houston Christian	10	75	3:48	38-0	2nd/2:52	Johnson 2-yd. rush
Houston Christian	8	78	4:00	45-0	3rd/9:19	Lateef 6-yd. rush
Houston Christian	7	75	3:33	52-7	3rd/4:01	Ives 4-yd. rush
Houston Christian	3	80	1:22	59-7	4th/8:14	Mills 62-yd. pass from Lateef
Michigan	7	31	4:10	3-10	2nd/8:58	Cunanan 39-yd FG
Michigan	7	63	3:57	10-10	2nd/2:01	Barney 26-yd. pass from Raiola
Michigan	7	75	1:51	17-17	2nd/0:00	Barney 52-yd. pass from Raiola
Michigan	12	55	5:44	20-27	4th/14:56	Cunanan 38-yd FG
Michigan	10	75	2:20	27-30	4th/1:34	Haarberg 3-yd. pass from Raiola
Michigan State	9	48	4:14	7-0	1st/9:09	Johnson 2-yd. rush
Michigan State	0	0	0:00	14-0	1st/7:37	Carter 3-yd. punt block return
Michigan State	5	75	1:26	21-21	3rd/1:11	Johnson 21-yd. rush
Michigan State	7	19	2:36	24-21	4th/13:32	Cunanan 27-yd FG
Michigan State	1	59	0:09	31-21	4th/6:45	Hunter 59-yd. pass from Raiola
Michigan State	7	17	0:50	38-21	4th/4:27	Johnson 11-yd. rush
Maryland	1	64	0:12	7-0	1st/7:15	Hunter 64-yd. pass from Raiola
Maryland	10	47	5:43	10-0	2nd/14:55	Cunanan 43-yd. FG
Maryland	2	10	0:46	17-14	2nd/7:27	Lindenmeyer 7-yd. pass from Raiola
Maryland	3	46	0:55	24-14	2nd/5:37	Hunter 12-yd. pass from Raiola
Maryland	12	83	6:15	27-31	4th/7:47	Cunanan 27-yd. FG
Maryland	7	81	2:34	34-31	4th/1:08	Key 3-yd. pass from Raiola
Minnesota	12	70	6:42	3-0	1st/0:00	Cunanan 33-yd. FG
Minnesota	9	69	5:28	6-7	2nd/4:26	Cunanan 30-yd. FG
Northwestern	9	69	4:02	7-0	1st/7:49	Johnson 9-yd. rush
Northwestern	0	0	0:00	14-6	2nd/14:47	Williams 95-yd. kickoff return
Northwestern	3	32	0:58	21-6	3rd/0:58	Hunter 12-yd. pass from Raiola
Northwestern	13	64	6:27	28-21	4th/6:27	Johnson 4-yd. rush
USC	14	75	7:01	7-0	1st/6:29	Key 14-yd. pass from Raiola
USC	8	75	4:25	14-6	2nd/1:37	Johnson 10-yd. rush
USC	10	57	5:33	17-14	4th/12:53	Cunanan 39-yd FG
UCLA	9	61	5:19	7-0	1st/8:00	Barney 2-yd. pass from Lateef
UCLA	4	75	2:13	14-7	2nd/11:01	Johnson 56-yd. pass from Lateef
UCLA	9	60	4:31	21-7	2nd/1:47	Johnson 1-yd. rush
UCLA	6	75	3:16	28-7	3rd/9:58	Johnson 40-yd. pass from Lateef
Penn State	8	48	3:40	3-10	2nd/8:41	Cunanan 31-yd. FG
Penn State	8	59	3:07	10-30	3rd/0:55	Lateef 11-yd. rush
Iowa	4	90	1:47	7-0	1st/10:40	Johnson 1-yd. rush
Iowa	11	62	4:22	10-10	1st/1:13	Cunanan 31-yd. FG
Iowa	6	15	2:20	13-10	2nd/13:53	Cunanan 29-yd. FG
Iowa	10	56	5:14	16-17	2nd/2:53	Cunanan 35-yd. FG

## NEBRASKA POINTS OFF TURNOVERS

GAME	TOs GAINED	TD FG-FGA	PTS.	(NU FUM./LOST, INT)
vs. Cincinnati	2 (1/1 F/L, 1 INT)	1 0-0	7	0 (2/0 F/L, 0 INT)
Akron	1 (2/1 F/L, 0 INT)	1 0-0	7	1 (1/1 F/L, 0 INT)
Houston Christian	2 (4/2 F/L, 0 INT)	1 0-0	7	0 (1/0 F/L, 0 INT)
Michigan	1 (1/1 F/L, 0 INT)	0 1-1	3	1 (0/0 F/L, 1 INT)
Michigan State	3 (1/1 F/L, 2 INT)	0 1-1	3	1 (1/0 F/L, 1 INT)
at Maryland	0 (0/0 F/L, 0 INT)	0 0-0	0	3 (0/0 F/L, 3 INT)
at Minnesota	0 (1/0 F/L, 0 INT)	0 0-0	0	0 (0/0 F/L, 0 INT)
Northwestern	2 (1/0 F/L, 2 INT)	2 0-0	14	2 (1/1, F/L, 1 INT)
USC	1 (0/0 F/L, 1 INT)	0 0-0	0	1 (4/1 F/L, 0 INT)
at UCLA	0 (0/0 F/L, 0 INT)	0 0-0	0	0 (0/0 F/L, 0 INT)
at Penn State	0 (0/0 F/L, 0 INT)	0 0-0	0	0 (1/0 F/L, 0 INT)
Iowa	1 (1/1 F/L, 0 INT)	0 1-1	3	1 (3/1 F/L, 0 INT)
TOTAL	13 (12/7 F/L, 6 INT)	5 3-3	44	10 (14/4 F/L, 6 INT)
OPPONENTS	10 (14/4 F/L, 6 INT)	4 1-1	31	13 (12/7 F/L, 6 INT)

## STARTING FIELD POSITION\*

GAME	NU AVG. START	OPP. AVG. START	NU DIFF.
	(yards/drives/in 20/past 50)	(yards/drives/in 20/past 50)	
vs. Cincinnati	28.7 (287/10/3/1)	24.8 (248/10/3/0)	+ 3.9
Akron	39.6 (554/14/1/3)	22.0 (286/13/3/0)	+17.6
Houston Christian	37.3 (410/11/1/3)	20.2 (222/11/4/0)	+17.1
Michigan	29.1 (378/13/1/1)	32.0 (384/12/1/2)	- 2.9
Michigan State	46.5 (604/13/6/0)	30.2 (393/13/2/2)	+16.3
at Maryland	35.8 (465/13/2/3)	28.3 (311/11/2/1)	+ 7.5
at Minnesota	22.7 (227/10/4/0)	23.1 (208/9/3/0)	- 0.4
Northwestern	33.1 (298/9/1/1)	27.4 (274/10/1/1)	+ 5.7
USC	30.1 (331/11/2/1)	29.0 (319/11/3/1)	+1.1
at UCLA	30.5 (244/8/0/0)	19.1 (134/7/3/0)	+11.4
at Penn State	27.7 (249/9/1/0)	31.7 (285/9/3/2)	-4.0
Iowa	28.4 (284/10/2/1)	35.3 (353/10/0/1)	-6.9
Total	33.1 (4331/131/24/14)	27.1 (3417/126/28/10)	5.9

\*Total not include drives with time of 0:00 (i.e. defensive and special teams touchdowns, end of half turnovers, overtime, etc.)

## OPPONENT SCORING DRIVES

[----DRIVE-----]						
OPPONENT	PLAYS	YDS	TIME	SCORE	QTR./TIME	PLAY
Cincinnati	8	38	4:13	3-0	1st/4:47	Rusnak 45-yd. FG
Cincinnati	10	57	3:32	10-13	3rd/6:53	Sorsby 7-yd. rush
Cincinnati	9	75	3:21	17-20	4th/7:15	Sorsby 1-yd. rush
Houston Christian	4	75	3:33	7-45	3rd/7:34	Edwards 45-yd. rush
Michigan	10	46	3:22	7-0	1st/1:38	Zvada 46-yd. FG
Michigan	1	37	0:06	10-0	1st/0:11	Underwood 37-yd. rush
Michigan	1	75	0:10	17-10	2nd/1:51	Haynes 75-yd. rush
Michigan	8	22	2:32	20-17	3rd/7:43	Zvada 56-yd. FG
Michigan	2	62	0:32	27-17	3rd/5:40	Marshall 54-yd. rush
Michigan	16	77	8:46	30-20	4th/3:54	Zvada 21-yd. FG
Michigan State	17	75	9:45	7-14	2nd/12:52	Velling 2-yd. pass from Milivojevic
Michigan State	11	48	7:00	14-14	3rd/6:08	Chiles 16-yd. rush
Michigan State	7	49	3:24	14-21	3rd/2:37	Chiles 4-yd. rush
Michigan State	7	75	2:26	27-38	4th/2:01	Milivojevic 1-yd. rush
Maryland	8	75	3:23	7-10	2nd/11:38	Ray 28-yd. rush
Maryland	4	33	2:20	14-10	2nd/8:25	Houghton 21-yd. pass from Washington
Maryland	13	66	3:00	17-24	2nd/0:24	O'Haire 37-yd. FG
Maryland	10	75	4:58	24-24	3rd/9:58	Williams 1-yd. rush
Maryland	0	0	0:00	31-24	3rd/6:40	Joyner 67-yd. interception return
Minnesota	4	90	1:34	7-3	2nd/13:20	Lindsey 1-yd. rush
Minnesota	14	98	8:43	14-6	3rd/2:36	Brockington 20-yard pass from Lindsey
Minnesota	6	62	1:36	21-6	4th/12:32	Taylor 1-yd. rush
Minnesota	8	62	4:23	24-6	4th/5:14	Denaburg 30-yd. FG
Northwestern	9	51	4:21	3-7	1st/3:28	Olsen 40-yd FG
Northwestern	15	67	7:43	6-7	2nd/3:01	Olsen 25-yd. FG
Northwestern	9	78	5:08	13-21	3rd/2:25	Komolafe 4-yd. rush
Northwestern	4	80	2:13	21-21	4th/11:16	Komolafe 56-yd. rush
USC	11	74	4:35	3-7	2nd/13:23	Sayen 24-yd. FG
USC	10	53	4:22	6-7	2nd/6:07	Sayeri 49-yd. FG
USC	5	66	1:51	14-14	3rd/3:32	Maiava 16-yd. rush
USC	6	75	2:47	21-14	4th/10:06	Miller 6-yd. rush
UCLA	17	75	9:46	7-7	2nd/13:14	Berger 1-yd. rush
UCLA	4	69	1:39	14-28	3rd/9:58	Woods 45-yd. pass from lamaleava
UCLA	12	96	6:39	21-28	4th/4:54	Frias 9-yd. pass from lamaleava
Penn State	7	98	4:07	7-0	1st/7:22	Rappleveya 7-yd. pass from Grunkemeyer
Penn State	10	82	4:53	10-0	2nd/12:20	Baker 26-yd. FG
Penn State	7	75	4:22	17-3	2nd/4:09	Singleton 4-yd. rush
Penn State	3	14	1:11	24-3	2nd/1:14	Singleton 10-yd. rush
Penn State	8	75	4:53	30-3	3rd/10:07	Allen 3-yd. rush
Penn State	8	87	4:45	37-10	4th/11:10	Allen 13-yd. rush
Iowa	4	6	1:41	3-7	1st/8:49	Stevens 41-yd. FG
Iowa	3	51	1:37	10-7	1st/5:35	Vonnahme 35-yd. pass from Gronowski
Iowa	10	75	5:40	17-13	2nd/8:13	Moulton 3-yd. rush
Iowa	9	75	2:16	24-16	2nd/0:37	Gronowski 1-yd. rush
Iowa	0	0	0:00	26-16	3rd/11:16	Safety
Iowa	7	71	3:51	33-16	3rd/4:47	Gronowski 6-yd. rush
Iowa	9	63	4:34	40-16	4th/13:40	Moulton 1-yd. rush

## INDIVIDUAL CAREER/SEASON SUPERLATIVES

### SEASON AND CAREER, MOST PASSING YARDS

PLAYER	2025	CAREER
Jalyn Gramstad	14 vs. Houston Christian	397-% at Mount Mary, '23
Heinrich Haarberg		199 vs. Michigan, '23
TJ Lateef	205 at UCLA	Same
Dylan Raiola	364 vs. Akron	Same
*-Indicates touchdown pass		%-at Northwestern (Iowa)

### SEASON AND CAREER, LONGEST PASS

2025	CAREER
6 vs. Akron (Jones); vs. HCU (Booth)	69 vs. Keiser, 2022
	72* vs. Purdue, '23 (Lloyd)
62* vs. Houston Christian (Mills)	Same
64* at Maryland (Hunter)	Same

### SEASON AND CAREER, MOST RECEIVING YARDS

PLAYER	2025	CAREER
Jacory Barney Jr.	132 vs. Akron	Same
Janiran Bonner	4 vs. Cincinnati	26 vs. UTEP, '24
Conor Booth	11 vs. Houston Christian	Same
Quinn Clark	43 at Minnesota	Same
Heinrich Haarberg	18 vs. Michigan	Same
Kwinten Ives	36 vs. Houston Christian	Same
Emmett Johnson	103 at UCLA	Same
Nyziah Hunter	125 at Maryland	Same
Jeremiah Jones	6 vs. Akron	None
Dane Key	104 vs. Houston Christian	145-# vs. Ohio, '24
Luke Lindenmeyer	60 vs. Michigan	Same
Roman Mangini		11 vs. UTEP '24
Mac Markway		8-! vs. Grambling, '23
Cortez Mills Jr.	98 vs. Houston Christian	None
Isaiah Mozee	65 vs. Akron	Same
Mekhi Nelson	42 vs. Akron	None
Carter Nelson	8 at Penn State	48 vs. UNI, '24
DJ Singleton	-4 vs. Akron	Same
Keelan Smith	15 vs. Akron	Same
Kenneth Williams	20 vs. Houston Christian	Same
*-Indicates touchdown scored		!-at LSU; #-at Kentucky; \$-at Cal

### SEASON AND CAREER, LONGEST CATCH

2025	CAREER
52* vs. Michigan (Raiola)	Same
	14 vs. UTEP, '24 (Raiola)
6 vs. Houston Christian (Gramstad)	Same
43 at Minnesota (Raiola)	Same
13 vs. HCU (Raiola), at MD (Raiola)	Same
21 vs. Houston Christian (Lateef)	Same
56* at UCLA (Lateef)	Same
64* at Maryland (Raiola)	Same
6 vs. Akron (Gramstad)	None
40 vs. Houston Christian (Raiola)	58-# vs. Clemson, '23
26 at Minnesota (Raiola)	Same
	11 vs. UTEP, '24 (Gramstad)
	8-! vs. Grambling, '23
62 vs. Houston Christian (Lateef)	Same
39 vs. Akron (Lateef)	Same
41 vs. Akron (Lateef)	Same
8 at Penn State (Lateef)	24* vs. UNI, '24 (Raiola)
-4 vs. Akron (Gramstad)	Same
15 vs. Akron (Lateef)	Same
20 vs. Houston Christian (Lateef)	Same

### SEASON AND CAREER, MOST RUSHING YARDS

PLAYER	2025	CAREER
Jacory Barney Jr.	8 vs. Northwestern	66 at Purdue, '24
Janiran Bonner	4 vs. Cincinnati	11 vs. Rutgers, '24
Conor Booth	6 vs. Akron	Same
Izaac Dickey	1 vs. Houston Christian	Same
Vincent Genatone	1 vs. Houston Christian	Same
Jalyn Gramstad		184 at Concordia, '22
Heinrich Haarberg	4 vs. Cincinnati	157 vs. Louisiana Tech, '23
Nyziah Hunter		6-\$ vs. Oregon St., '24
Kwinten Ives	85 vs. Houston Christian	Same
Dane Key		-2-# Iowa, '22
Emmett Johnson	217 vs. Iowa	Same
TJ Lateef	31 at UCLA	Same
Luke Lindenmeyer		-2 at Colorado, '23
Cortez Mills Jr.		None
Isaiah Mozee	28 vs. Northwestern	Same
Carter Nelson		-1 at Iowa, '24
Mekhi Nelson	19 vs. Michigan	Same
Dylan Raiola	13 vs. Akron	31 at Ohio State, '24
Kenneth Williams	15 vs. Akron	Same
*-Indicates touchdown scored;		%-at Northwestern (Iowa); !-at LSU; #-at Kentucky; \$-at Cal;

### SEASON AND CAREER, LONGEST RUN

2025	CAREER
7 vs. Michigan; vs. Northwestern	31 at Purdue, '24
3 vs. Cincinnati	11* vs. Rutgers, '24
4 vs. Akron	Same
1 vs. Houston Christian	Same
1 vs. Houston Christian	Same
	71 at Concordia, '22
2 vs. Cincy; at UCLA; Iowa	72 * vs. Louisiana Tech, '23
	6-\$ vs. Oregon St., '24
28* vs. Akron	Same
	-2-# Iowa, '22
70 vs. Iowa	Same
14 at UCLA	Same
	-1 at Colorado, '23
	None
21 vs. Northwestern	Same
	-1 at Iowa, '24
11 vs. Michigan; Michigan St.	Same
9 vs. Cincinnati	38 at Ohio State, '24
15 vs. Akron	Same



## INDIVIDUAL CAREER/SEASON SUPERLATIVES

### SEASON AND CAREER, MOST TACKLES, TFLS AND SACKS

PLAYER	TACKLES (2025)	CAREER	TFL (2025)	CAREER	SACKS (2025)	CAREER
Caleb Benning	3 vs. Houston Christian	3 vs. BC, '24; HCU		none		none
Michael Booker III	3 vs. Houston Christian	Same		none		none
Jacob Bower	2 at Penn State	Same		none		none
Derek Branch	1 3x, last at UCLA	2 vs. UNI, '24		0.5 vs. UNI, '24		none
Mario Buford		3 vs. UNI, '24		none		none
Marques Buford Jr.	5 vs. Cincinnati	10 at Wisconsin, '23		1.5 at Wisconsin, '23		1.0 vs. Maryland, '23
Jeremiah Charles	3 vs. Houston Christian	2 vs. UCLA; vs. Wis., '24		none		none
Jamir Conn	4 vs. Houston Christian	9-* vs. Youngstown St., '24	0.5 vs. Akron	1.0 at Idaho, '23; at Missouri St., '24		none
Keona Davis	7 at UCLA	Same	1.0 3x, last at UCLA	1.0 4x, last at UCLA	1.0 at UCLA	Same
Ethan Duda	1 vs. Akron; HCU	Same		none		none
Kevin Gallic		1^^ 4x, last vs. URI, '24		none		none
Vincent Genatone		1 vs. Butler-^, '23, Wis, '24		none		none
Jaylen George	1 vs. Akron; HCU; Iowa	6-& vs. Furman '24		2.0-& vs. NDSU, Citadel '24		1.5-& vs. Citadel '24
Mason Goldman	1 vs. Houston Christian	2 vs. UTEP; vs. UNI, '24		1.0 vs. UTEP, '24		1.0 vs. UTEP, '24
Roger Gradney	1 vs. Akron	same		none		none
Rex Guthrie	8 vs. Northwestern; USC	same	1.0 vs. Akron	none		none
Malcolm Hartzog	1 vs. Cincinnati	6 at Colorado, '23; at USC, '24		2.0 at Iowa, '24		none
Blye Hill		4-@ vs. Duquesne, '23		1.0 vs. Merrimack, '23		none
David Hoffken	1 vs. HCU; at PSU	Same		none		none
Elijah Jeudy	3 3x, last vs. NW	3 4x, last vs. Northwestern	1.0 vs. Michigan State	1.0 vs. NW, '23; Rutgers, '24	1.0 vs. Michigan State	same
Christian Jones	9 vs. Iowa	Same		none		none
Donovan Jones	7 vs. MSU; vs. NW	Same	1.0 at Penn State	1.0 vs. BC, '24; at PSU		none
Sua Lefotu	1 vs. Akron; HCU	2 vs. Michigan, '23	0.5 vs. Akron	Same	0.5 vs. Akron	Same
Cameron Lenhardt	3 6x, last vs. Iowa	4 at Michigan State, '23	1.0 vs. Michigan State	2.0 at Colorado, '23	1.0 vs. Michigan State	2.0 at Colorado, '23
Andrew Marshall	5 4x, last at UCLA.	9-%% at Oregon, '24	1.0 3x, last vs. Iowa	1.0 4x, last vs. Iowa		none
Dasan McCullough	4 vs. Cincinnati	8-@@ at Rutgers, '22	2.0 vs. Michigan	2.0-@@ vs. Idaho, '22; Mich	1.0 vs. HCU; Mich	2.0-@@ vs. Idaho, '22
Dawson Merritt	4 vs. Houston Christian	Same	0.5 vs. HCU	Same		none
Willis McGahee IV	2 vs. Houston Christian	4 vs. Boston College, '24	1.0 vs. Akron	1.0 vs. Colorado, '24; Akron		1.0 vs. Colorado, '24
Gabe Moore	1 6x, last vs. Iowa	Same	1.0 vs. Iowa	Same		none
Pierce Mooberry	2 vs. Akron	Same		none		none
Austin Murphy	1 vs. Akron; HCU	Same	1.0 vs. Akron	Same	1.0 vs. Akron	Same
Maverick Noonan	1 vs. Akron	1 vs. UTEP, '24; Akron		1.0 vs. UTEP, '24		none
Williams Nwaneri	6 vs. Cincinnati	Same	1.5 vs. Michigan State	same	1.5 vs. Michigan State	same
Jordan Ochoa	1.0 vs. Akron	Same	0.5 vs. Akron	none	0.5 vs. Akron	none
Kade Pietrzak	4 vs. Akron	Same	2.0 vs. Akron; at MD	none	1.0 at Maryland; USC	none
Dylan Parrott	2 vs. Akron	Same		none		none
Kahmir Prescott	2 vs. Akron	Same		none		none
Justyn Rhett	4 vs. Iowa	Same	0.5 vs. Akron	none		none
Dylan Rogers	4 at UCLA	Same		none		none
Amare Sanders	1 vs. Houston Christian	2 vs. UNI, '24		none		none
Gage Stenger		2 vs. Illinois, '24		none		none
Rahmir Stewart		2 vs. UTEP; vs. UNI, '24		none		none
Vincent Shavers	9 vs. Michigan State	Same	2.0 vs. Michigan State	Same	1.0 vs. USC	1.0 vs. BC, '24; USC
DeShon Singleton	11 at UCLA	Same	2.0 at Penn State	Same	1.0 at Penn State	Same
Larry Tarver Jr.	1 vs. Akron	Same		none		none
Tanner Terch	1 vs. Akron	Same		none		none
Brice Turner	2 vs. Akron	Same		none		none
Riley Van Poppel	3 vs. Northwestern	Same	1.0 vs. HCU	Same	1.0 vs HCU	same
Derek Wacker	2 vs. Houston Christian	Same		none		none
Marques Watson-Trent	11 at Minnesota	16-## South Alabama, '22	1.0 vs. HCU; at PSU	3.0-## vs. ULM, '23	1.0 vs. HCU	1.5-## James Madison '24
Ceyair Wright	4 4x, last at UCLA	6 vs. Ill.; at Ind., '24	0.5 at Md.; at UCLA	1.0 (2x) vs. SJSU-\$, '23; vs. Ill., '24	0.5 at UCLA	1.0 vs. Illinois, '24
Javin Wright	12 at Maryland, at Minn.	Same	3.5 vs. MSU	Same	0.5 vs. MSU	0.5 vs. Iowa, '23; MSU

\$-USC; ^-Montana; @-Saint Francis; %-Missouri &-East Tennessee State; \*-Southern Illinois; !!-Oklahoma; @@-Indiana ##-Georgia Southern; %%-Idaho; ^^--New Hampshire; &&-Georgia

## NEBRASKA STATISTICAL HIGHS AND LOWS

NEBRASKA TOTALS	HIGHS	LOWS
Points Scored	68 vs. Akron	6 at Minnesota
First Downs	31 vs. Akron	13 at Minnesota
Rushing Attempts	40 vs. USC	29 at Minnesota
Rushing Yards	234 vs. Akron	36 at Minnesota
Passes Attempted	42 vs. Cincinnati	15 at UCLA
Passes Completed	33 vs. Cincinnati	9 vs. Iowa
Had Intercepted	3 at Maryland	0 Seven Times, last vs. Iowa
Passing Yards	494 vs. Akron	69 vs. Iowa
Total Plays	78 vs. Cincinnati	54 at Minnesota
Total Yards	728 vs. Akron	213 at Minnesota
Possession Time	39:30 vs. Cincinnati	26:36 vs. Michigan State
Fumbles	4 vs. USC	0 at Maryland; at Minnesota
Fumbles Lost	1 vs. Akron; vs. Northwestern; vs. USC; vs. Iowa	0 Eight times, last at Penn State
Turnovers	3 at Maryland	0 Five times, last at Penn State
Turnover Margin	+2 vs. Cincinnati, Houston Christian; Michigan St.	-3 at Maryland
Penalties	6 vs. Akron; at Minnesota; at Penn State	2 at UCLA
Yards Penalized	71 vs. Akron	9 vs. Michigan
Sacks By-Yards Lost	4-42 vs. Michigan State	0-0 vs. Cincinnati; vs. Northwestern; vs. Iowa
Team Tackles for Loss-Yards	12-60 vs. Michigan State	0-0 vs. Northwestern

### NEBRASKA INDIVIDUAL OFFENSIVE HIGHS

Most Rushing Attempts	29; Emmett Johnson vs. USC; vs. Iowa
Most Net Rushing Yards	217; Emmett Johnson vs. Iowa
Most Rushing TDs	3; Emmett Johnson vs. Michigan State
Longest TD Run	47; Emmett Johnson vs. Akron
Longest Run, No TD	70; Emmett Johnson vs. Iowa
Most Pass Attempts	42; Dylan Raiola vs. Cincinnati
Most Completed Passes	33; Dylan Raiola vs. Cincinnati
Most Passing Yards	364; Dylan Raiola vs. Akron
Most Passing TDs	4; Dylan Raiola vs. Akron, at Maryland
Longest TD Pass	64; Dylan Raiola to Nyziah Hunter at Maryland
Longest Pass, No TD	43; Dylan Raiola to Quinn Clark at Minnesota
Most Pass Receptions	8; Emmett Johnson at Penn State
Most Receiving Yards	132; Jacory Barney vs. Akron
Most TD Receptions	2; Jacory Barney vs. Michigan; Nyziah Hunter at Maryland; Emmett Johnson at UCLA
Most Total Offense Attempts	48; Dylan Raiola vs. Michigan (7 rushes, 41 passes)
Most Total Offense Yards	377; Dylan Raiola vs. Akron
Most All-Purpose Attempts	32; Emmett Johnson vs. Cincinnati
Most All-Purpose Yards	239; Emmett Johnson vs. Iowa
Most Touchdowns Scored	3; Emmett Johnson vs. Akron; at UCLA

### NEBRASKA INDIVIDUAL SPECIAL TEAMS HIGHS

Most Field Goals Attempted	3; Kyle Cunanan vs. Michigan; vs. Iowa
Most Field Goals Made	3; Kyle Cunanan vs. Iowa
Longest Field Goal Made	52; Kyle Cunanan vs. Cincinnati
Longest Field Goal Attempted	52; Kyle Cunanan vs. Cincinnati; vs. USC
Longest Punt Return, TD	None
Longest Punt Return, No TD	57; Jacory Barney vs. Michigan State
Most Punt Return Yardage	87; Jacory Barney vs. Akron
Longest Kickoff Return, TD	95; Kenneth Williams vs. Northwestern
Longest Kickoff Return, No TD	85; Kenneth Williams at Maryland
Most Kickoff Return Yardage	124; Kenneth Williams vs. Northwestern
Longest Blocked Punt, TD	1; Carter Nelson vs. Michigan State
Longest Blocked Field Goal Return	None
Most Punts	5; Archie Wilson at Minnesota
Highest Punting Average	55.5; Archie Wilson vs. Northwestern
Longest Punt	56; Archie Wilson vs. Michigan
Most Blocked Field Goals	None
Most Blocked Punts	1; Jamir Conn vs. Houston Christian; Michigan State
Most Blocked PAT	None

### NEBRASKA INDIVIDUAL DEFENSIVE HIGHS

Most Total Tackles	12; Javin Wright at Minnesota
Most Solo Tackles	9; Javin Wright at Maryland; DeShon Singleton at Penn State
Most Tackles for Loss	3.5; Javin Wright vs. Michigan State
Most Yards Lost	20; Kade Pietrzak at Maryland (2.0 TFL)
Most Quarterback Sacks	1.5; Williams Nwaneri vs. Michigan State (17 yards)
Most Yards Lost	17; Williams Nwaneri vs. Michigan State (1.5 sacks)
Most Pass Breakups	2; Ceyair Wright vs. Michigan; Donovan Jones vs. USC
Most Interceptions	1; DeShon Singleton vs. Michigan State
Longest Interception TD Return	29; Williams Nwaneri vs. Houston Christian
Longest Interception Return, No TD	14; Javin Wright vs. Northwestern
Longest Fumble TD Return	None
Longest Fumble Return, No TD	0; Three times



## OPPONENT STATISTICAL HIGHS AND LOWS

OPPONENT TOTALS	HIGHS	LOWS
Points Scored	40 vs. Iowa	0 vs. Akron
First Downs	21 at UCLA; at Penn State	11 vs. Houston Christian
Rushing Attempts	46 vs. Iowa	30 vs. Cincinnati; vs. Northwestern
Rushing Yards	286 vs. Michigan	67 vs. Michigan State
Passes Attempted	37 at Maryland	16 vs. Iowa
Passes Completed	27 at Maryland	9 vs. Akron; vs. USC; vs. Iowa
Had Intercepted	2 vs. Michigan State; vs. Northwestern	0 Seven times, last vs. Iowa
Passing Yards	249 at Maryland	62 vs. Akron
Total Plays	68 vs. Michigan State	53 vs. Houston Christian
Total Yards	412 at Penn State	160 vs. Houston Christian
Possession Time	33:24 vs. Michigan State	20:30 vs. Cincinnati
Fumbles	4 vs. Houston Christian	0 at Maryland; vs. USC; at UCLA; at Penn State
Fumbles Lost	2 vs. Houston Christian	0 Six times, last at Penn State
Turnovers	3 vs. Michigan State	0 at Maryland; at Minnesota; at Penn State
Turnover Margin	+3 at Maryland	-2 vs. Cincinnati; Houston Christian; Michigan State
Penalties	9 vs. Houston Christian	1 vs. Akron
Yards Penalized	100 at Maryland	5 vs. Akron
Sacks By-Yards Lost	9.0-63 at Minnesota	0-0 vs. Houston Christian
Team Tackles for Loss-Yards	10.0-64 at Minnesota	0.0 vs. Houston Christian; Iowa

### OPPONENT INDIVIDUAL HIGHS

Most Rushing Yards	160; Kaytron Allen (Penn State)
Most Rushing Attempts	25; Kaytron Allen (Penn State)
Most Yards Passing	249; Malik Washington (Maryland)
Most Passing Attempts	37; Malik Washington (Maryland)
Most Pass Completions	27; Malik Washington (Maryland)
Most Pass Receptions	6; Rico Flores (UCLA)
Most Yards Receiving	91; DJ Vonnahme (Iowa)

### OPPONENT INDIVIDUAL LONGEST PLAYS

Rush	75*; Justice Haynes (Michigan)
Pass	50; Ethan Grunkemeyer to Nicholas Singleton (Penn State)
Field Goal	56; Dominic Zvada (Michigan)
Punt Return	21; Trebor Pena (Penn State)
Kickoff Return	51; Kaden Weijen (Iowa)
Fumble Return	1; Cyrus Durham (Akron)
Interception Return	67*; Dontay Joyner (Maryland)
Punt	59; Brady Young (Houston Christian)

\*-Indicates touchdown scored

		<b>GAME 1</b> Aug. 28, 2025 GEHA Field at Arrowhead <b>Attend:</b> 72,884 <b>TV:</b> ESPN
<b>NEBRASKA</b> (1-0)		<b>20</b>
<b>CINCINNATI</b> (0-1)		<b>17</b>

## SCORING BY QUARTERS

Team	1st	2nd	3rd	4th	Total
Nebraska	0	13	0	7	20
Cincinnati	3	0	7	7	17

## SCORING SUMMARY

Qtr.	Time	Team	Scoring Play
1st	04:47	CIN	Rusnak 45 yd FG 8-38-4:13 NEB 0, UC 3
2nd	14:56	NEB	Cunanan 52 yd FG 11-42-4:51 NEB 3, UC 3
2nd	05:36	NEB	Cunanan 22 yd FG 16-80-7:51 NEB 6, UC 3
2ns	00:11	NEB	Hunter 5-yd catch from D.Raiola (Cunanan kick) 3-24-0:51 NEB 13, UC 3
3rd	06:53	CIN	Sorsby 7 yd rush (Rusnak kick) 10-57-3:32 NEB 13, UC 10
4th	10:36	NEB	Key 3-yd catch from Raiola (Cunanan kick) 13-67-7:01 NEB 20, UC 10
4th	07:15	CIN	Sorsby 1 yd rush (Rusnak kick) 9-75-3:21 NEB 20, UC 17

## TEAM STATISTICS

	NEB	UC
FIRST DOWNS	23	16
RUSHES-YARDS (NET)	36-110	30-202
PASSING-YARDS (NET)	243	69
Passes Att-Comp-Int	42-33-0	25-13-1
TOTAL OFFENSE PLAYS-YARDS	78-353	55-271
Fumble Returns-Yards	1-0	0-0
Punt Returns-Yards	2-3	0-0
Kickoff Returns-Yards	2-33	1-20
Interception Returns-Yards	1-0	0-0
Punts (Number-Avg)	4-36.8	4-45.3
Fumbles-Lost	2-0	1-1
Penalties-Yards	3-27	4-20
Possession Time	39:30	20:30
Third-Down Conversions	10-18	3-10
Fourth-Down Conversions	1-2	2-2
Red-Zone Scores-Chances	3-3	2-2
Sacks By: Number-Yards	0-0	3-10

## INDIVIDUAL STATISTICS

**RUSHING: NEB:** Emmett Johnson 25-108; Heinrich Haarberg 2-4; Janiran Bonner 2-4; Mekhi Nelson 1-0; Dylan Raiola 4-1; Isaiah Mozee 1-2; TEAM 1-3. **UC:** Brendan Sorsby 13-96; Tawee Walker 7-53; Evan Pryor 5-29; Cyrus Allen 2-18; Chance Williams 1-5; Manny Covey 1-1

**PASSING: NEB:** Dylan Raiola 33-42-0-243-2. **UC:** Brendan Sorsby 13-25-1-69-0

**RECEIVING: NEB:** Emmett Johnson 7-27; Nyiziah Hunter 6-65; Dane Key 6-51; Luke Lindenmeyer 5-47; Jacory Barney Jr. 5-27; Cortez Mills Jr. 1-13; Quinn Clark 1-7; Janiran Bonner 1-4; Isaiah Mozee 1-2. **UC:** Cyrus Allen 5-41; Joe Royer 3-11; Patrick Gurd 1-6; Caleb Goodie 1-5; Jeff Caldwell 1-5; Evan Pryor 1-5; Tawee Walker 1-4

**INTERCEPTIONS: UC:** None. **NEB** Malcolm Hartzog Jr. 1-0;

**FUMBLES: UC:** Caleb Goodie 1-1. **NEB** Janiran Bonner 1-0; Dylan Raiola 1-0

**TACKLE LEADERS: NEB:** DeShon Singleton 3-4; **UC** Jake Golday 2-10

		<b>GAME 2</b> Sept. 6, 2025 Memorial Stadium <b>Attend:</b> 86,439 <b>TV:</b> BTN
<b>AKRON</b> (0-2)		<b>0</b>
<b>NEBRASKA</b> (2-0)		<b>68</b>

## SCORING BY QUARTERS

Team	1st	2nd	3rd	4th	Total
Akron	0	0	0	0	0
Nebraska	9	24	21	14	68

## SCORING SUMMARY

Qtr.	Time	Team	Scoring Play
1st	12:17	NEB	Johnson 47 yd rush (Cunanan kick) 7-77, 02:39 AKR 0, NEB 7
1st	04:44	NEB	Pietrzak safety 0-0 AKR 0, NEB 9
2nd	13:56	NEB	Cunanan 35 yd FG 4-4, 00:50 AKR 0, NEB 12
2nd	08:17	NEB	Johnson 4 yd pass from Raiola (Cunanan kick) 8-59, 03:44 AKR 0, NEB 19
2nd	02:08	NEB	Clark 37 yd pass from Raiola (Cunanan kick) 7-89, 03:38 AKR 0, NEB 26
2nd	00:46	NEB	Lindenmeyer 10 yd pass from Raiola (Cunanan kick) 3-31, 00:55 AKR 0, NEB 33
3rd	10:49	NEB	Johnson 6 yd rush (Cunanan kick) 6-52, 01:25 AKR 0, NEB 40
3rd	05:58	NEB	Key 12 yd pass from Raiola (Cunanan kick) 4-78, 01:30 AKR 0, NEB 47
3rd	02:37	NEB	Ives 28 yd rush (Cunanan kick) 5-74, 02:21 AKR 0, NEB 54
4th	13:01	NEB	Nelson 1 yd rush (Cunanan kick) 5-51, 01:55 AKR 0, NEB 61
4th	07:31	NEB	Lateef 8 yd rush (Cunanan kick) 4-43, 01:59 AKR 0, NEB 68

## TEAM STATISTICS

	AKRON	NEB
FIRST DOWNS	13	30
RUSHES-YARDS (NET)	36-113	33-234
PASSING-YARDS (NET)	62	494
Passes Att-Comp-Int	23-9-0	40-32-0
TOTAL OFFENSE PLAYS-YARDS	59-175	73-728
Fumble Returns-Yards	1-1	1-0
Punt Returns-Yards	0-0	5-92
Kickoff Returns-Yards	6-125	2-42
Interception Returns-Yards	0-0	0-0
Punts (Number-Avg)	8-37.0	0-0
Fumbles-Lost	2-1	1-1
Penalties-Yards	1-5	6-71
Possession Time	29:50	30:10
Third-Down Conversions	1-14	8-10
Fourth-Down Conversions	1-2	0-1
Red-Zone Scores-Chances	0-1	7-9
Sacks By: Number-Yards	0-0	2-12

## INDIVIDUAL STATISTICS

**RUSHING: AKR:** Sean Patrick 12-64; Jordan Gant 8-31; Marquese Williams 6-24; Ben Finley 3-2; Michael Johnson Jr. 7-8. **NEB:** Emmett Johnson 14-140; Kwinten Ives 4-34; TJ Lateef 2-17; Kenneth Williams 1-15; Dylan Raiola 3-13; Mekhi Nelson 5-11; Conor Booth 2-6; Heinrich Haarberg 1-0; TEAM 1-2

**PASSING: AKR:** Ben Finley 7-21-0-54-0; Michael Johnson Jr. 2-2-0-8-0. **NEB:** Dylan Raiola 24-31-0-364-4; TJ Lateef 6-7-0-128-0; Jalyn Gramstad 2-2-0-2-0.

**RECEIVING: AKR:** Marcel Williams 2-28; Myles Walker 2-0; Cameron Montiero 1-16; Tim Grear Jr. 1-9; Kyan Mason 1-6; Israel Polk 1-4; Conner Cravaack 1-1. **NEB:** Jacory Barney Jr. 7-132; Nyiziah Hunter 4-82; Isaiah Mozee 3-65; Mekhi Nelson 3-52; Luke Lindenmeyer 3-44; Dane Key 3-35; Emmett Johnson 2-7; Quinn Clark 1-37; Keelan Smith 1-15; Heinrich Haarberg 1-9; Kwinten Ives 1-7; Cortez Mills Jr. 1-7; Jeremiah Jones 1-6; DJ Singleton Jr. 1-4

**INTERCEPTIONS: AKR:** None. **NEB** None

**FUMBLES: AKR:** Brandon Hills 1-0, Michael Johnson Jr. 1-1. **NEB** Emmett Johnson 1-1

**TACKLE LEADERS: AKR:** Shammond Cooper 7-2; **NEB** Kade Pietrzak 3-1

		<b>GAME 3</b> Sept. 13, 2025 Memorial Stadium <b>Attend:</b> 86,292 <b>TV:</b> FS1
<b>HOUSTON CHRISTIAN</b> (1-2)		<b>7</b>
<b>NEBRASKA</b> (3-0)		<b>59</b>

## SCORING BY QUARTERS

Team	1st	2nd	3rd	4th	Total
Houston Christian	0	0	7	0	7
Nebraska	17	21	14	7	59

## SCORING SUMMARY

Qtr.	Time	Team	Scoring Play
1st	11:12	NEB	Cunanan 24 yd FG 9-66, 03:43 HCU 0, NEB 3
1st	06:14	NEB	Barney Jr. 9 yd pass from Raiola (Cunanan kick) 6-45, 02:47 HCU 0, NEB 10
1st	03:14	NEB	Key 39 yd pass from Raiola (Cunanan kick) 3-84, 00:50 HCU 0, NEB 17
2nd	11:34	NEB	Johnson 2 yd rush (Cunanan kick) 9-70, 03:42 HCU 0, NEB 24
2nd	09:38	NEB	Nwaneri 29 yd fumble return (Cunanan kick) 01:50 HCU 0, NEB 31
2nd	02:52	NEB	Johnson 4 yd rush (Cunanan kick) 10-75, 03:48 HCU 0, NEB 38
3rd	09:19	NEB	Lateef 6 yd rush (Cunanan kick) 8-78, 04:00 HCU 0, NEB 45
3rd	07:34	HCU	Edwards 45 yd rush (Weinrich kick) 4-75, 01:45 HCU 7, NEB 45
3rd	04:01	NEB	Ives 4 yd rush (Cunanan kick) 7-75, 03:33 HCU 7, NEB 52
4th	08:14	NEB	Mills Jr. 62 yd pass from Lateef (Cunanan kick) 3-80, 01:22 HCU 7, NEB 59

## TEAM STATISTICS

	HCU	NEB
Score	7	59
FIRST DOWNS	11	30
RUSHES-YARDS (NET)	35-93	38-192
PASSING-YARDS (NET)	67	362
Passes Att-Comp-Int	18-11-0	29-23-0
TOTAL OFFENSE PLAYS-YARDS	53-160	67-554
Fumble Returns-Yards	0-0	2-29
Punt Returns-Yards	0-0	1-38
Kickoff Returns-Yards	4-40	1-28
Interception Returns-Yards	0-0	0-0
Punts (Number-Avg)	8-42.3	0-0
Fumbles-Lost	4-2	1-0
Penalties-Yards	9-71	4-45
Possession Time	29:43	30:17
Third-Down Conversions	4-14	5-9
Fourth-Down Conversions	2-2	1-2
Red-Zone Scores-Chances	0-0	6-8
Sacks By: Number-Yards	0-0	3-29

## INDIVIDUAL STATISTICS

**RUSHING: HCU:** Xai'Shaun Edwards 13-82; Darryle Evans 14-39; Maddox Kopp 2-5; Jordan Montanez 1-1; TEAM 1-7; Jake Weir 4-27. **NEB:** Kwinten Ives 12-85; Emmett Johnson 13-78; TJ Lateef 3-15; Dylan Raiola 2-7; Kenneth Williams 4-7; Vincent Genatone 1-1; Izaac Dickey 1-1; Conor Booth 1-0; TEAM 1-2


**PASSING: HCU:** Jake Weir 11-18-0-67-0. **NEB:** Dylan Raiola 15-21-0-222-2; TJ Lateef 5-5-0-126-1; Jalyn Gramstad 3-3-0-14-0.

**RECEIVING: HCU:** Ja'Ryan Wallace 5-31; Deuce McMillan 2-17; Tamarus Gray Jr. 2-13; Adrian Green 1-6; Mason Graham 1-0. **NEB:** Dane Key 4-104; Cortez Mills Jr. 3-98; Isaiah Mozee 3-26; Jacory Barney Jr. 3-22; Kwinten Ives 2-36; Conor Booth 2-11; Emmett Johnson 2-7; Kenneth Williams 1-20; Nyiziah Hunter 1-16; Heinrich Haarberg 1-13; Luke Lindenmeyer 1-9

**INTERCEPTIONS: HCU:** None. **NEB** None

**FUMBLES: HCU:** Team 2-0; Jake Weir 1-1; Jordan Montanez 1-1. **NEB:** Team 1-0

**TACKLE LEADERS: HCU:** Xavier Toliver 7-0; **NEB:** Rex Guthrie 1-5

	<b>GAME 4</b> Sept. 20, 2025 Memorial Stadium <b>Attend:</b> 87,278 <b>TV:</b> CBS
NO. 21/20 <b>MICHIGAN</b> (3-1, 1-0)	<b>30</b>
<b>NEBRASKA</b> (3-1, 0-1)	<b>27</b>

**SCORING BY QUARTERS**

Team	1st	2nd	3rd	4th	Total
#21 Michigan	10	7	10	3	30
Nebraska	0	17	0	10	27

**SCORING SUMMARY**

Qtr.	Time	Team	Scoring Play
1st	01:38	U-M	Zvada 46 yd FG 10-46, 03:22 MICH 3, NEB 0
1st	00:11	U-M	Underwood 37 yd rush (Zvada kick) 1-37, 00:06 MICH 10, NEB 0
2nd	08:58	NEB	Cunanan 39 yd FG 7-31, 04:10 MICH 10, NEB 3
2nd	02:01	NEB	Barney 26 yd pass from Raiola (Cunanan kick) 7-63, 03:57 MICH 10, NEB 10
2nd	01:51	U-M	Haynes 75 yd rush (Zvada kick) 1-75, 00:10 MICH 17, NEB 10
2nd	00:00	NEB	Barney 52 yd pass from Raiola (Cunanan kick) 7-75, 01:51 MICH 17, NEB 17
3rd	07:43	U-M	Zvada 56 yd FG 8-22, 02:32 MICH 20, NEB 17
3rd	05:40	U-M	Marshall 54 yd rush (Zvada kick) 2-62, 00:32 MICH 27, NEB 17
4th	14:56	NEB	Cunanan 38 yd FG 12-55, 05:44 MICH 27, NEB 20
4th	03:54	U-M	Zvada 21 yd FG 16-77, 08:46 MICH 30, NEB 20
4th	01:34	NEB	Haarberg 3 yd pass from Raiola (Cunanan kick) 10-75, 02:20 MICH 30, NEB 27

**TEAM STATISTICS**

	U-M	NEB
FIRST DOWNS	16	24
RUSHES-YARDS (NET)	33-286	31-43
PASSING-YARDS (NET)	105	308
Passes Att-Comp-Int	23-12-0	41-30-1
TOTAL OFFENSE PLAYS-YARDS	56-391	72-351
Fumble Returns-Yards	0-0	1-0
Punt Returns-Yards	1--1	3-21
Kickoff Returns-Yards	1-1	1-23
Interception Returns-Yards	1-0	0-0
Punts (Number-Avg)	4-41.0	4-49.3
Fumbles-Lost	1-1	0-0
Penalties-Yards	5-41	3-9
Possession Time	26:43	33:17
Third-Down Conversions	4-12	2-12
Fourth-Down Conversions	0-0	2-3
Red-Zone Scores-Chances	1-1	3-4
Sacks By: Number-Yards	7-49	1-6

**INDIVIDUAL STATISTICS**

**RUSHING: U-M:** Justice Haynes 17-149; Jordan Marshall 6-80; Bryce Underwood 8-61; TEAM 2--4. **NEB:** Emmett Johnson 19-65; Mekhi Nelson 3-19; Jacory Barney Jr. 1-7; Isaiah Mozee 1-1; Dylan Raiola 7--49


**PASSING: U-M:** Bryce Underwood 12-22-0-105-0; Semaj Morgan 0-1-0-0-0. **NEB:** Dylan Raiola 30-41-1-308-3.

**RECEIVING: U-M:** Donaven McCulley 3-39; Justice Haynes 3-12; Semaj Morgan 2-22; Marlin Klein 2-21; Zack Marshall 1-6; Channing Goodwin 1-5. **NEB:** Luke Lindenmeyer 7-60; Jacory Barney Jr. 6-120; Emmett Johnson 5-32; Dane Key 3-36; Heinrich Haarberg 3-18; Nyzhiah Hunter 2-34; Quinn Clark 1-14; Cortez Mills Jr. 1-10; Mekhi Nelson 1--4; Henry Lutovsky 1--12.

**INTERCEPTIONS: U-M:** Cole Sullivan 1-0. **NEB** None

**FUMBLES: U-M:** Bryce Underwood 1-1. **NEB:** None

**TACKLE LEADERS: U-M:** Ernest Hausmann 6-3 **NEB:** Javin Wright 3-7

	<b>GAME 5</b> Oct. 4, 2025 Memorial Stadium <b>Attend:</b> 86,496 <b>TV:</b> FS1
<b>MICHIGAN ST.</b> (3-2, 0-2)	<b>27</b>
<b>NEBRASKA</b> (4-1, 1-1)	<b>38</b>

**SCORING BY QUARTERS**

Team	1st	2nd	3rd	4th	Total
Michigan St.	0	7	14	6	27
Nebraska	14	0	7	17	38

**SCORING SUMMARY**

Qtr.	Time	Team	Scoring Play
1st	09:09	NEB	Johnson 2 yd rush (Cunanan kick) 9-48, 04:14 MSU 0, NEB 7
1st	07:37	NEB	Nelson 3 yd blocked punt return (K.Cunanan kick) 0-0, 0:00 MSU 0, NEB 14
2nd	12:52	MSU	Velling 2 yd pass from Milivojevic (Connington kick) 17-75, 09:45 MSU 7, NEB 14
3rd	06:08	MSU	Chiles 16 yd rush (Connington kick) 11-48, 07:00 MSU 14, NEB 14
3rd	02:37	MSU	Chiles 4 yd rush (Connington kick) 7-38, 03:24 MSU 21, NEB 14
3rd	01:11	NEB	Johnson 23 yd rush (Cunanan kick) 5-75, 01:26 MSU 21, NEB 21
4th	13:32	NEB	Cunanan 27 yd FG 7-19, 02:36 MSU 21, NEB 24
4th	06:45	NEB	Hunter 59 yd pass from Raiola (Cunanan kick) 1-59, 00:09 MSU 21, NEB 31
4th	04:27	NEB	Johnson 11 yd rush (Cunanan kick) 2-17, 00:50 MSU 21, NEB 38
4th	02:01	MSU	Milivojevic 1 yd rush (pass failed) 7-75, 02:26 MSU 27, NEB 38

**TEAM STATISTICS**

	MSU	NEB
FIRST DOWNS	15	14
RUSHES-YARDS (NET)	38-84	31-67
PASSING-YARDS (NET)	156	194
Passes Att-Comp-Int	30-15-2	24-16-1
TOTAL OFFENSE PLAYS-YARDS	68-240	55-261
Fumble Returns-Yards	0-0	1-0
Punt Returns-Yards	0-0	5-109
Kickoff Returns-Yards	1-2	0-0
Interception Returns-Yards	1-0	2-7
Punts (Number-Avg)	5-40.8	4-30.0
Fumbles-Lost	1-1	1-0
Penalties-Yards	5-45	6-44
Possession Time	33:21	26:39
Third-Down Conversions	2-14	5-13
Fourth-Down Conversions	4-5	0-2
Red-Zone Scores-Chances	4-4	3-3
Sacks By: Number-Yards	7-49	1-6

**INDIVIDUAL STATISTICS**

**RUSHING: MSU:** Makhi Frazier 18-58; Aidan Chiles 13-23; Brandon Tullis 5-4; Alessio Milivojevic 1-1; TEAM 1--2. **NEB:** Emmett Johnson 13-83; Mekhi Nelson 1-11; Isaiah Mozee 3-9; Heinrich Haarberg 1-2; Dylan Raiola 9--17; TEAM 4--21


**PASSING: MSU:** Aidan Chiles 9-23-2-85-0; Alessio Milivojevic 6-7-0-71-1. **NEB:** Dylan Raiola 16-24-1-194-1

**RECEIVING: MSU:** Nick Marsh 4-41; Makhi Frazier 4-17 Jack Velling 3-37; Brandon Tullis 1-24; Evan Boyd 1-14 Chishon McCray 1-14; Omari Kelly 1-9. **NEB:** Emmett Johnson 6-37; Nyzhiah Hunter 4-93; Jacory Barney Jr. 2-47; Cortez Mills Jr. 1-10; Luke Lindenmeyer 1-6; Carter Nelson 1-3; Heinrich Haarberg 1--2

**INTERCEPTIONS: MSU:** Jordan Hall 1-0. **NEB** DeShon Singleton 2-7

**FUMBLES: MSU:** Sam Edwards 1-0. **NEB:** Team 1-0

**TACKLE LEADERS: MSU:** Jordan Hall 5-3 **NEB:** Javin Wright 4-6

	<b>GAME 6</b> Oct. 11, 2025 SECU Stadium <b>Attend:</b> 39,623 <b>TV:</b> BTN
<b>NEBRASKA</b> (5-1, 2-1)	<b>34</b>
<b>MARYLAND</b> (4-2, 1-2)	<b>31</b>

**SCORING BY QUARTERS**

Team	1st	2nd	3rd	4th	Total
Nebraska	7	17	0	10	34
Maryland	0	17	14	0	31

**SCORING SUMMARY**

Qtr.	Time	Team	Scoring Play
1st	07:15	NEB	Hunter 64 yd pass from Raiola (Cunanan kick), 1-64, 00:12 NEB 7, MD 0
2nd	14:55	NEB	Cunanan 43 yd FG 10-47, 05:43 NEB 10, MD 0
2nd	11:32	MD	Ray 28 yd rush (O'Haire kick) 8-75, 03:23 NEB 10, MD 7
2nd	08:25	MD	Haughton Jr. 21 yd pass from Washington (O'Haire kick), 4-33, 02:20 NEB 10, MD 14
2nd	07:27	NEB	Lindenmeyer 7 yd pass from Raiola (Cunanan kick), 2-10, 00:46 NEB 17, MD 14
2nd	05:37	NEB	Hunter 12 yd pass from Raiola (Cunanan kick), 3-46, 00:53 NEB 24, MD 14
2nd	00:24	MD	O'Haire 37 yd FG 13-66, 03:00 NEB 24, MD 17
3rd	09:58	MD	Williams 1 yd rush (O'Haire kick) 10-75, 04:58 NEB 24, MD 24
3rd	06:40	MD	Joyner 67 yd interception return (O'Haire kick) 0-0, 0:00 NEB 24, MD 31
4th	07:47	NEB	Cunanan 27 yd FG 12-83, 06:15 NEB 27, MD 31
4th	1:08	NEB	Key 3 yd pass from Raiola (Cunanan kick) 7-81, 02:34 34-31 NEB 34, MD 31

**TEAM STATISTICS**

	NEB	MD
FIRST DOWNS	23	18
RUSHES-YARDS (NET)	30-193	31-130
PASSING-YARDS (NET)	260	249
Passes Att-Comp-Int	29-20-3	37-27-0
TOTAL OFFENSE PLAYS-YARDS	59-453	68-379
Fumble Returns-Yards	0-0	0-0
Punt Returns-Yards	2-3	0-0
Kickoff Returns-Yards	4-162	2-35
Interception Returns-Yards	0-0	3-73
Punts (Number-Avg)	1-20.0	5-40.8
Fumbles-Lost	0-0	0-0
Penalties-Yards	6-49	8-73
Possession Time	28:33	31:27
Third-Down Conversions	3-7	7-15
Fourth-Down Conversions	0-1	0-2
Red-Zone Scores-Chances	5-5	2-2
Sacks By: Number-Yards	1-14	1-10

**INDIVIDUAL STATISTICS**

**RUSHING: NEB:** Emmett Johnson 21-176; Isaiah Mozee 5-24; TEAM 1--1; Heinrich Haarberg 1--2; Dylan Raiola 2--4. **MD:** Nolan Ray 11-62; DeJuan Williams 10-36; Malik Washington 6-23; Iverson Howard 2-7; Jalil Farooq 1-2

**PASSING: NEB:** Dylan Raiola 20-29-3-260-4. **MD:** Malik Washington 27-37-0-249-1

**RECEIVING: NEB:** Nyzhiah Hunter 5-125; Dane Key 4-43; Jacory Barney Jr. 3-16; Luke Lindenmeyer 2-30; Emmett Johnson 2-20; Isaiah Mozee 2-10; Heinrich Haarberg 1-13 Keelan Smith 1-3. **MD:** Shaleak Knotts 5-62; DeJuan Williams 5-35; Dorian Fleming 5-33; Nolan Ray 4-23; Octavian Smith Jr. 3-35; Kaleb Webb 2-25; Jalil Farooq 2-15; Leon Haughton Jr. 1-21.

**INTERCEPTIONS: MD:** None. **NEB** None

**FUMBLES: MD:** None. **NEB** None

**TACKLE LEADERS: NEB:** Javin Wright 9-3. **MD:** Lavain Scruggs 7-0; Jalen Huskey 6-1; Daniel Wingate 4-3.

	<b>GAME 7</b> Oct. 17, 2025 Huntington Bank Stadium Attend: 48,549 TV: FOX
<b>NO. 25 NEBRASKA</b> (5-2, 2-2)	<b>6</b>
<b>MINNESOTA</b> (5-2, 3-1)	<b>24</b>

## SCORING BY QUARTERS

Team	1st	2nd	3rd	4th	Total
Nebraska	3	3	0	0	6
Minnesota	0	7	7	10	24

## SCORING SUMMARY

Qtr.	Time	Team	Scoring Play
1st	00:00	NEB	Cunanan 33 yd FG 12-70, 06:42 NEB 3, MINN 0
2nd	13:20	MINN	Lindsey 1 yd rush (Denaburg kick), 4-90, 01:34 NEB 3, MINN 7
2nd	04:25	NEB	Cunanan 30 yd FG 9-69, 05:28 NEB 6, MINN 7
3rd	02:36	MINN	Brockington 20 yd pass from Lindsey (Denaburg kick), 14-98, 08:43 NEB 6, MINN 14
4th	12:32	MINN	Taylor 1 yd rush (Denaburg kick) 6-62, 02:48 NEB 6, MINN 21
4th	05:14	MINN	Denaburg 30 yd FG 8-62, 04:23 NEB 6, MINN 24

## TEAM STATISTICS

	NEB	MINN
FIRST DOWNS	13	18
RUSHES-YARDS (NET)	29-36	35-186
PASSING-YARDS (NET)	177	153
Passes Att-Comp-Int	25-17-0	20-16-0
TOTAL OFFENSE PLAYS-YARDS	54-213	55-339
Fumble Returns-Yards	0-0	0-0
Punt Returns-Yards	2-22	1-2
Kickoff Returns-Yards	1-12	2-43
Interception Returns-Yards	0-0	0-0
Punts (Number-Avg)	5-44.6	5-39.6
Fumbles-Lost	0-0	1-0
Penalties-Yards	6-65	3-30
Possession Time	28:01	31:59
Third-Down Conversions	3-12	5-12
Fourth-Down Conversions	0-1	0-0
Red-Zone Scores-Chances	2-2	4-4
Sacks By: Number-Yards	1-2	9-63

## INDIVIDUAL STATISTICS

**RUSHING: NEB:** Emmett Johnson 14-63; Isaiah Mozee 2-7; Dylan Raiola 13-34. **MINN:** Darius Taylor 24-148; Fame Ijeboi 8-34; Cam Davis 1-5; Drake Lindsey 2--1.


**PASSING: NEB:** Dylan Raiola 17-25-0-177-0. **MINN:** Drake Lindsey 16-20-0-153-1.

**RECEIVING: NEB:** Nyzhiah Hunter 5-40; Emmett Johnson 5-37; Luke Lindenmeyer 4-52; Quinn Clark 1-43; Cortez Mills Jr. 1-4; Jacory Barney Jr. 1-1. **MINN:** Darius Taylor 4-16; Jalen Smith 3-59; Lemeke Brockington 2-32; Jameson Geers 2-14; Javon Tracy 2-7; Malachi Coleman 1-15; Logan Loya 1-7; Drew Biber 1-3

**INTERCEPTIONS: NEB** None. **MINN:** None.

**FUMBLES: NEB** None. **MINN:** Team 1-0.

**TACKLE LEADERS: NEB:** Javin Wright 5-7; **MINN** Za'Quan Bryan 5-3

	<b>GAME 8</b> Oct. 25, 2025 Memorial Stadium Attend: 86,401 TV: FS1
<b>NORTHWESTERN</b> (5-3, 3-2)	<b>21</b>
<b>NEBRASKA</b> (6-2, 4-2)	<b>28</b>

## SCORING BY QUARTERS

Team	1st	2nd	3rd	4th	Total
Northwestern	3	3	7	8	21
Nebraska	7	0	14	7	28

## SCORING SUMMARY

Qtr.	Time	Team	Scoring Play
1st	07:49	NEB	Johnson 9 yd rush (Cunanan kick) 9-69, 04:02 NW 0 NEB 7
1st	03:28	NW	Olsen 40 yd FG 9-53, 04:21 NW 3 NEB 7
2nd	03:01	NW	Olsen 25 yd FG 15-67, 07:43 NW 6 NEB 7
3rd	14:47	NEB	Williams 95 yd kickoff return (Cunanan kick) 0-0, 00:00 NW 6 NEB 14
3rd	07:39	NEB	Hunter 12 yd pass from Raiola (Cunanan kick), 3-32, 00:58 NW 6 NEB 21
3rd	02:25	NW	Komolafe 4 yd rush (Olsen kick) 9-78, 05:08 NW 13 NEB 21
4th	11:16	NW	Komolafe 56 yd rush (Eligon II pass from Stone), 4-80, 02:13 NW 21 NEB 21
4th	02:44	NEB	Johnson 4 yd rush (Cunanan kick) 13-64, 06:27 NW 21 NEB 28

## TEAM STATISTICS

	NW	NEB
FIRST DOWNS	18	18
RUSHES-YARDS (NET)	30-172	39-155
PASSING-YARDS (NET)	159	141
Passes Att-Comp-Int	29-15-2	22-16-1
TOTAL OFFENSE PLAYS-YARDS	59-331	61-296
Fumble Returns-Yards	1-0	0-0
Punt Returns-Yards	1-0	0-0
Kickoff Returns-Yards	2-40	3-142
Interception Returns-Yards	1-5	2-14
Punts (Number-Avg)	2-35.5	2-55.5
Fumbles-Lost	1-0	1-1
Penalties-Yards	3-29	4-39
Possession Time	29:57	30:03
Third-Down Conversions	7-15	6-12
Fourth-Down Conversions	1-2	2-3
Red-Zone Scores-Chances	2-2	3-3
Sacks By: Number-Yards	1-9	0-0

## INDIVIDUAL STATISTICS

**RUSHING: NW:** Caleb Komolafe 17-125; Joseph Himon II 8-37; Preston Stone 4-5; Griffin Wilde 1-5. **NEB:** Emmett Johnson 27-124; Isaiah Mozee 3-28; Jacory Barney Jr. 3-8; Heinrich Haarberg 1-1; Dylan Raiola 3--1; TEAM 1--2; Nyzhiah Hunter 1--3.

**PASSING: NW:** Preston Stone 15-29-2-159-0. **NEB:** Dylan Raiola 16-22-1-141-1

**RECEIVING: NW:** Hayden Eligon II 4-48; Joseph Himon II 4-12; Griffin Wilde 3-54; Hunter Welcing 2-29; Drew Wagner 1-12; Lawson Albright 1-4. **NEB:** Nyzhiah Hunter 6-70; Dane Key 3-22; Jacory Barney Jr. 3-13; Emmett Johnson 2-15; Luke Lindenmeyer 1-15; Mekhi Nelson 1-6

**INTERCEPTIONS: NW:** Mac Uihlein 1-5. **NEB** Donovan Jones 1-0; Javin Wright 1-14

**FUMBLES: NW:** Preston Stone 1-0. **NEB** Dylan Raiola 1-1

**TACKLE LEADERS: NW:** Robert Fitzgerald 7-2; **NEB** Rex Guthrie 5-3

	<b>GAME 9</b> Nov. 1, 2025 Memorial Stadium Attend: 86,529 TV: NBC
<b>USC</b> (6-2, 4-1)	<b>21</b>
<b>NEBRASKA</b> (6-3, 3-3)	<b>17</b>

## SCORING BY QUARTERS

Team	1st	2nd	3rd	4th	Total
Southern California	0	6	8	7	21
Nebraska	7	7	0	3	17

## SCORING SUMMARY

Qtr.	Time	Team	Scoring Play
1st	06:29	NEB	Key 14 yd pass from Raiola (Cunanan kick), 14-75, 07:01 USC 0, NEB 7
2nd	13:23	USC	Sayeri 24 yd FG 11-74, 04:35 USC 3, NEB 7
2nd	06:07	USC	Sayeri 49 yd FG 10-53, 04:22 USC 6, NEB 7
2nd	01:37	NEB	Johnson 10 yd rush (Cunanan kick) 8-75, 04:25 USC 6, NEB 14
3rd	03:32	USC	Maiava 16 yd rush (Miller rush) 5-66, 01:51 USC 14, NEB 14
4th	12:53	NEB	Cunanan 39 yd FG 10-57, 05:33 USC 14, NEB 17
4th	10:06	USC	Miller 6 yd rush (Sayeri kick) 6-75, 02:47 USC 21, NEB 17

## TEAM STATISTICS

	USC	NEB
FIRST DOWNS	20	20
RUSHES-YARDS (NET)	38-202	40-188
PASSING-YARDS (NET)	135	98
Passes Att-Comp-Int	23-9-1	22-15-0
TOTAL OFFENSE PLAYS-YARDS	61-337	62-286
Fumble Returns-Yards	1-0	0-0
Punt Returns-Yards	0-0	2-8
Kickoff Returns-Yards	1-11	2-48
Interception Returns-Yards	0-0	1-0
Punts (Number-Avg)	4-39.3	4-37.5
Fumbles-Lost	0-0	4-1
Penalties-Yards	8-49	4-45
Possession Time	27:02	32:58
Third-Down Conversions	6-14	5-12
Fourth-Down Conversions	0-1	0-1
Red-Zone Scores-Chances	3-3	3-3
Sacks By: Number-Yards	1-10	3-21

## INDIVIDUAL STATISTICS

**RUSHING: USC:** King Miller 18-129; Jayden Maiava 11-62; Bryan Jackson 5-20; Harry Dalton III 1-3; TEAM 3--12. **NEB:** Emmett Johnson 29-165; TJ Lateef 6-18; Isaiah Mozee 1-4; Mekhi Nelson 1-2; Dylan Raiola 3--1


**PASSING: USC:** Jayden Maiava 9-23-1-135-0. **NEB:** Dylan Raiola 10-15-0-91-1; TJ Lateef 5-7-0-7-0.

**RECEIVING: USC:** Tanook Hines 2-41; Ja'Kobi Lane 2-22; Makai Lemon 2-18; Lake McRee 2-11; Jaden Richardson 1-43. **NEB:** Nyzhiah Hunter 5-30; Jacory Barney Jr. 3-6; Dane Key 2-23; Luke Lindenmeyer 2-23; Emmett Johnson 2-15; Heinrich Haarberg 1-1.

**INTERCEPTIONS: USC:** None. **NEB** Andrew Marshall 1-10

**FUMBLES: USC:** None. **NEB:** Dylan Raiola 1-1; TJ Lateef 3-0

**TACKLE LEADERS: USC:** Desman Stephens II 5-5; **NEB:** Javin Wright 4-7

		<b>GAME 10</b> Nov. 8, 2025 Rose Bowl Attend: 44,481 TV: FOX
<b>NEBRASKA</b> (7-3, 4-3)		28
<b>UCLA</b> (3-6, 3-3)		21

## SCORING BY QUARTERS

Team	1st	2nd	3rd	4th	Total
Nebraska	7	14	7	0	28
UCLA	0	7	7	7	21

## SCORING SUMMARY

Qtr.	Time	Team	Scoring Play
1st	08:00	NEB	Barney Jr. 2 yd pass from Lateef (Cunanan kick), 9-61, 05:19 NEB 7, UCLA 0
2nd	13:14	UCLA	Berger 1 yd rush (Bhaghani kick) 17-75, 09:46 NEB 7, UCLA 7
2nd	11:01	NEB	Johnson 56 yd pass from Lateef (Cunanan kick), 4-75, 02:13 NEB 14, UCLA 7
2nd	01:47	NEB	Johnson 1 yd rush (Cunanan kick) 9-60, 04:31 NEB 21, UCLA 7
3rd	11:44	NEB	Johnson 40 yd pass from Lateef (Cunanan kick), 6-75, 03:16 NEB 28, UCLA 7
3rd	09:58	UCLA	Woods 45 yd pass from lamaleava (Bhaghani kick) 4-69, 01:39 NEB 28, UCLA 14
4th	04:54	UCLA	Frias II 9 yd pass from lamaleava (Bhaghani kick) 12-96, 06:39 NEB 28, UCLA 21

## TEAM STATISTICS

	NEB	UCLA
FIRST DOWNS	20	21
RUSHES-YARDS (NET)	39-156	37-157
PASSING-YARDS (NET)	205	191
Passes Att-Comp-Int	15-13-0	27-17-0
TOTAL OFFENSE PLAYS-YARDS	54-361	64-348
Fumble Returns-Yards	0-0	0-0
Punt Returns-Yards	1-17	0-0
Kickoff Returns-Yards	1-24	3-64
Interception Returns-Yards	0-0	0-0
Punts (Number-Avg)	2-33.5	2-45.5
Fumbles-Lost	0-0	0-0
Penalties-Yards	2-25	4-20
Possession Time	30:00	30:00
Third-Down Conversions	5-8	8-14
Fourth-Down Conversions	0-0	2-3
Red-Zone Scores-Chances	2-2	2-2
Sacks By: Number-Yards	3-18	0-0

## INDIVIDUAL STATISTICS

**RUSHING: NEB:** Emmett Johnson 28-129; TJ Lateef 5-31; Isaiah Mozee 1-3; Heinrich Haarberg 1-2; TEAM 4--9. **UCLA:** Nico lamaleava 15-86; Jaivian Thomas 12-39; Jalen Berger 5-19; Anthony Woods 4-11; Jacob Busic 1-2

**PASSING: NEB:** TJ Lateef 13-15-0-205-3. **UCLA:** Nico lamaleava 17-25-0-191-2

**RECEIVING: NEB:** Jacory Barney Jr. 4-19; Emmett Johnson 3-103; Dane Key 3-46; Nyzhiah Hunter 3-37. **UCLA:** Rico Flores Jr. 6-52; Anthony Woods 2-49; Mikey Matthews 2-31; Jalen Berger 2-19; Kwazi Gilmer 2-13; Hudson Habermehl 1-11; Anthony Frias II 1-9; Titus Mokiao-Atimalala 1-7

**INTERCEPTIONS: NEB** None **UCLA:** None.

**FUMBLES: NEB** None **UCLA:** None.

**TACKLE LEADERS: NEB:** DeShon Singleton 8-3. **UCLA:** JonJon Vaughns 6-3

		<b>GAME 11</b> Nov. 22, 2025 Beaver Stadium Attend: 105,038 TV: NBC
<b>NEBRASKA</b> (7-4, 4-4)		10
<b>PENN STATE</b> (5-6, 2-6)		37

## SCORING BY QUARTERS

Team	1st	2nd	3rd	4th	Total
Nebraska	0	3	7	0	10
Penn St.	7	16	7	7	37

## SCORING SUMMARY

Qtr.	Time	Team	Scoring Play
1st	07:22	PSU	Rappleyea 4 yd pass from Grunkemeyer (Barker kick), 7-98, 04:07 NEB 0, PSU 7
2nd	12:20	PSU	Barker 26 yd FG 10-82, 04:53 NEB 0, PSU 10
2nd	08:31	NEB	Cunanan 31 yd FG 8-48, 03:40 NEB 3, PSU 10
2nd	04:09	PSU	Singleton 4 yd rush (Barker kick) 7-75, 04:22 NEB 3, PSU 17
2nd	01:14	PSU	Singleton 10 yd rush (Barker kick missed) 3-14, 01:11 NEB 3, PSU 23
3rd	10:07	PSU	Allen 3 yd rush (Barker kick) 8-75, 04:53 NEB 3, PSU 30
3rd	00:55	NEB	Lateef 11 yd rush (Cunanan kick) 7-59, 03:08 NEB 10, PSU 30
4th	11:10	PSU	Allen 13 yd rush (Barker kick), 8-75, 04:45 NEB 10, PSU 37

## TEAM STATISTICS

	NEB	PSU
FIRST DOWNS	17	20
RUSHES-YARDS (NET)	32-131	39-231
PASSING-YARDS (NET)	187	181
Passes Att-Comp-Int	37-21-0	12-11-0
TOTAL OFFENSE PLAYS-YARDS	69-318	51-412
Fumble Returns-Yards	0-0	0-0
Punt Returns-Yards	0-0	1-21
Kickoff Returns-Yards	5-121	0-0
Interception Returns-Yards	0-0	0-0
Punts (Number-Avg)	2-41.5	2-46.0
Fumbles-Lost	1-0	0-0
Penalties-Yards	6-58	5-65
Possession Time	29:38	30:22
Third-Down Conversions	9-18	5-9
Fourth-Down Conversions	1-6	1-1
Red-Zone Scores-Chances	2-4	6-6
Sacks By: Number-Yards	1-9	3-16

## INDIVIDUAL STATISTICS

**RUSHING: NEB:** Emmett Johnson 19-103; TJ Lateef 10-15; Mekhi Nelson 3-13. **PSU:** Kaytron Allen 25-160; Nicholas Singleton 7-44; Luke Reynolds 1-26; Trebor Pena 1-2; Ethan Grunkemeyer 4-2; TEAM 1--3


**PASSING: NEB:** TJ Lateef 21-37-0-187-0. **PSU:** Ethan Grunkemeyer 11-12-0-181-1

**RECEIVING: NEB:** Emmett Johnson 8-48; Jacory Barney Jr. 5-55; Dane Key 4-48; Nyzhiah Hunter 1-19; Carter Nelson 1-8; Cortez Mills Jr. 1-5; Isaiah Mozee 1-4. **PSU:** Trebor Pena 4-47; Nicholas Singleton 3-51; Koby Howard 1-31; Devonte Ross 1-28; Kyron Hudson 1-20; Andrew Rappleyea 1-4.

**INTERCEPTIONS: NEB** None **PSU:** None.

**FUMBLES: NEB** Jacory Barney 1-0 **PSU:** None.

**TACKLE LEADERS: NEB:** DeShon Singleton 9-1. **PSU:** Dominic DeLuca 6-4

		<b>GAME 12</b> Nov. 28, 2025 Memorial Stadium Attend: 86,410 TV: CBS
<b>IOWA</b> (8-4, 6-3)		40
<b>NEBRASKA</b> (7-5, 4-5)		16

## SCORING BY QUARTERS

Team	1st	2nd	3rd	4th	Total
Iowa	10	14	9	7	40
Nebraska	10	6	0	0	16

## SCORING SUMMARY

Qtr.	Time	Team	Scoring Play
1st	10:40	NEB	Johnson 1 yd rush (Cunanan kick) 4-90, 01:47 IOWA 0, NEB 7
1st	08:49	IOWA	Stevens 41 yd FG 4-6, 01:41 IOWA 3, NEB 7
1st	05:35	IOWA	Vonnahme 35 yd pass from Gronowski (Stevens kick), 3-51, 01:37 IOWA 10, NEB 7
1st	01:13	NEB	Cunanan 31 yd FG 11-62, 04:22 IOWA 10, NEB 10
2nd	13:53	NEB	Cunanan 29 yd FG 6-15, 02:20 IOWA 10, NEB 13
2nd	08:13	IOWA	Moulton 3 yd rush (Stevens kick) 10-75, 05:40 IOWA 17, NEB 13
2nd	02:53	NEB	Cunanan 35 yd FG, 0-56, 05:14 IOWA 17, NEB 16
2nd	00:37	IOWA	Gronowski 1 yd rush (Stevens kick) 9-75, 02:16 IOWA 24, NEB 16
3rd	11:16	IOWA	SAFETY 0-0, 0:00 IOWA 26, NEB 16
3rd	04:47	IOWA	Gronowski 6 yd rush (Stevens kick) 7-71, 03:51 IOWA 33, NEB 16
4th	13:40	IOWA	Moulton 1 yd rush (Stevens kick) 9-63, 04:34 IOWA 40, NEB 16

## TEAM STATISTICS

	IOWA	NEB
FIRST DOWNS	18	14
RUSHES-YARDS (NET)	46-213	36-231
PASSING-YARDS (NET)	166	69
Passes Att-Comp-Int	16-9-0	24-9-0
TOTAL OFFENSE PLAYS-YARDS	62-379	60-300
Fumble Returns-Yards	1-0	1-0
Punt Returns-Yards	0-0	2-91
Kickoff Returns-Yards	3-71	5-75
Interception Returns-Yards	0-0	0-0
Punts (Number-Avg)	3-50.7	4-32.0
Fumbles-Lost	1-1	3-1
Penalties-Yards	4-45	5-53
Possession Time	33:20	26:40
Third-Down Conversions	7-12	5-15
Fourth-Down Conversions	1-1	2-3
Red-Zone Scores-Chances	4-4	4-5
Sacks By: Number-Yards	0-0	0-0

## INDIVIDUAL STATISTICS

**RUSHING: IOWA:** Kamari Moulton 18-93; Mark Gronowski 13-64; Nathan McNeil 8-35; Jaziun Patterson 2-12; Terrell Washington Jr. 2-10; Kaden Wetjen 2-1; TEAM 1--2. **NEB:** Emmett Johnson 29-217; Isaiah Mozee 2-9; Mekhi Nelson 1-3; TJ Lateef 1-2; Heinrich Haarberg 2-2; TEAM 1--2

**PASSING: IOWA:** Mark Gronowski 9-16-0-166-1. **NEB:** TJ Lateef 9-24-0-69-0

**RECEIVING: IOWA:** DJ Vonnahme 3-91; Reece Vander Zee 2-53; Sam Phillips 2-12; Dayton Howard 1-9; Zach Ortwerth 1-1. **NEB:** Dane Key 3-16; Emmett Johnson 2-22; Luke Lindenmeyer 2-20; Nyzhiah Hunter 1-6; Jacory Barney Jr. 1-5

**INTERCEPTIONS: IOWA:** None. **NEB** None

**FUMBLES: IOWA:** Team 1-1. **NEB:** Jacory Barney Jr. 1-0, Heinrich Haarberg 1-1

**TACKLE LEADERS: IOWA:** Rashad Godfrey Jr. 6-3 **NEB:** Javin Wright 3-6; Donovan Jones 7-2



# NEBRASKA TEAM BOWL GAME RECORDS

## TOTAL OFFENSE

- » Most Plays ..... 94; 2014 Holiday Bowl vs. USC
- » Most Yards..... 636; 2000 Alamo Bowl vs. Northwestern
- » Fewest Yards ..... 110; 1955 Orange Bowl vs. Duke
- » Best Per-Play Average..... 7.7; 2000 Alamo Bowl vs. Northwestern
- » Most First Downs ..... 31; 2015 Foster Farms Bowl vs. UCLA
- » Fewest First Downs..... 6; 1955 Orange Bowl vs. Duke

## RUSHING

- » Most Attempts ..... 69; 2000 Alamo Bowl vs. Northwestern
- » Most Yards..... 524; 1996 Fiesta Bowl vs. Florida
- » Best Per-Rush Average ..... 7.7; 1996 Fiesta Bowl vs. Florida
- » Fewest Rushing Attempts..... 24; 1966 Orange Bowl vs. Alabama
- » Fewest Rushing Yards ..... 58; 1941 Rose Bowl vs. Stanford
- » Most Touchdowns..... 6; 1996 Fiesta Bowl vs. Florida
- ..... 6; 1998 Orange Bowl vs. Tennessee
- ..... 6; 2000 Alamo Bowl vs. Northwestern

## PASSING

- » Most Attempts ..... 51; 2014 Holiday Bowl vs. USC
- » Fewest Attempts..... 9; 1955 Orange Bowl vs. Duke
- ..... 9; 1964 Orange Bowl vs. Auburn
- » Most Completions ..... 32; 2014 Holiday Bowl vs. USC
- » Fewest Completions ..... 1; 1955 Orange Bowl vs. Duke
- » Most Interceptions Thrown..... 5; 1967 Sugar Bowl vs. Alabama
- » Most Yards..... 381; 2014 Holiday Bowl vs. USC
- » Fewest Yards ..... 16; 1974 Sugar Bowl vs. Florida
- » Most Touchdowns..... 3; 1966 Orange Bowl vs. Alabama
- ..... 3; 1985 Sugar Bowl vs. Louisiana State
- ..... 3; 2000 Alamo Bowl vs. Northwestern
- ..... 3; 2005 Alamo Bowl vs. Michigan
- ..... 3; 2014 Holiday Bowl vs. USC
- » Highest Completion Percentage..... .824 (14-17)
- ..... 1977 Liberty Bowl vs. North Carolina
- » Lowest Completion Percentage ..... .111 (1-9)
- ..... 1955 Orange Bowl vs. Duke

## PUNTING

- » Most Punts ..... 10; 1980 Cotton Bowl vs. Houston
- » Best Average..... 51.5; 2005 Alamo Bowl vs. Michigan

## SCORING

- » Most Points..... 66; 2000 Alamo Bowl vs. Northwestern
- » Most Touchdowns..... 9; 2000 Alamo Bowl vs. Northwestern
- » Largest Margin of Victory ..... 49; 2000 Alamo Bowl vs. Northwestern
- » Largest Margin of Defeat..... 27; 1955 Orange Bowl vs. Duke
- ..... 27; 1967 Sugar Bowl vs. Alabama
- » Most Points in a Loss ..... 42; 2014 Holiday Bowl vs. USC
- » Fewest Points in a Win ..... 13; 1964 Orange Bowl vs. Auburn
- ..... 13; 1974 Sugar Bowl vs. Florida
- » Most Points in a Quarter... 31 (second); 2000 Alamo Bowl vs. Northwestern
- » Fewest Points Scored..... 0; 1992 Orange Bowl vs. Miami

## TURNOVERS

- » Most Fumbles..... 6; 1986 Fiesta Bowl vs. Michigan
- ..... 6; 1984 Orange Bowl vs. Miami
- » Most Fumbles Lost..... 4; 1983 Orange Bowl vs. Louisiana State
- ..... 4; 1966 Orange Bowl vs. Alabama
- » Fewest Fumbles ..... 0; 12 games
- » Most Turnovers (fumbles & interceptions)... 7; 1967 Sugar Bowl vs. Alabama

## INTERCEPTIONS

- » Most Passes Intercepted ..... 6; 1969 Sun Bowl vs. Georgia
- » Most Return Yards..... 68; 1969 Sun Bowl vs. Georgia

## Penalties

- » Most Penalties..... 12; 2010 Holiday Bowl vs. Washington
- » Most Yards Penalized ..... 102; 2010 Holiday Bowl vs. Washington
- » Fewest Penalties ..... 1; 1976 Astro-Bluebonnet Bowl vs. Texas Tech
- » Fewest Yards Penalized 5; 1976 Astro-Bluebonnet Bowl vs. Texas Tech

# NEBRASKA INDIVIDUAL BOWL GAME RECORDS

## TOTAL OFFENSE

- » Most Yards Gained..... 422; Tommy Armstrong Jr., 2014 Holiday Bowl vs. USC
- » Best Per-Play Average ... 16.4; Johnny Rodgers, 1973 Orange Bowl vs. Notre Dame
- » Most TDs Responsible ..... 4; Bob Churchich, 1966 Orange Bowl vs. Alabama
- ..... 4; Craig Sundberg, 1985 Sugar Bowl vs. Louisiana State
- ..... 4; Johnny Rodgers, 1973 Orange Bowl vs. Notre Dame
- ..... 4; Eric Crouch, 2000 Alamo Bowl vs. Northwestern
- ..... 4; Tommy Armstrong Jr., 2014 Holiday Bowl vs. USC

## RUSHING

- » Most Attempts ... 37; Cory Ross, 2003 Alamo Bowl vs. Michigan State
- » Most Yards ... 240; Dan Alexander, 2000 Alamo Bowl vs. Northwestern
- » Best Per-Rush Average .... 12.4; Tommie Frazier, 1996 Fiesta Bowl vs. Florida
- » Longest Rush..... 75; Tommie Frazier, 1996 Fiesta Bowl vs. Florida
- » Most Rushing TDs .... 3; Scott Frost, 1998 Orange Bowl vs. Tennessee
- ..... 3; Johnny Rodgers, 1973 Orange Bowl vs. Notre Dame

## PASSING

- » Most Attempts .... 51; Tommy Armstrong Jr., 2014 Holiday Bowl vs. USC
- » Most Completions..... 32; Tommy Armstrong Jr., 2014 Holiday Bowl vs. USC
- » Most Interceptions Thrown ... 4; David Humm, 1974 Sugar Bowl vs. Florida
- » Most Yards..... 381; Tommy Armstrong Jr., 2014 Holiday Bowl vs. USC
- » Most Touchdowns..... 3; Bob Churchich, 1966 Orange Bowl vs. Alabama
- ..... 3; Craig Sundberg, 1985 Sugar Bowl vs. Louisiana State
- ..... 3; Zac Taylor, 2005 Alamo Bowl vs. Michigan
- ..... 3; Tommy Armstrong Jr., 2014 Holiday Bowl vs. USC
- » Best Percentage ..... .846 (11-13); Tom Sorley, 1977 Liberty Bowl vs. North Carolina
- » Longest TD Pass..... 99; Tommy Armstrong Jr. to Quincy Enunwa, 2014 Gator Bowl vs. Georgia

## RECEIVING

- » Most Receptions .... 8; De'Mornay Pierson-El, 2014 Holiday Bowl vs. USC
- » Most Yards .... 138; Johnny Mitchell, 1991 Citrus Bowl vs. Georgia Tech
- » Most TDs ..... 2; Tony Jeter, 1966 Orange Bowl vs. Alabama
- ..... 2; Todd Frain, 1985 Sugar Bowl vs. Louisiana State
- ..... 2; Matt Davison, 2000 Alamo Bowl vs. Northwestern
- ..... 2; Terrence Nunn, 2005 Alamo Bowl vs. Michigan
- ..... 2; Quincy Enunwa, 2014 Gator Bowl vs. Georgia
- ..... 2; Brandon Reilly, 2016 Music City Bowl vs. Tennessee
- » Longest Reception..... 99; Quincy Enunwa from Tommy Armstrong Jr., 2014 Gator Bowl vs. Georgia

## INTERCEPTIONS

- » Most Interceptions..... 2; Chad Daffer, 1985 Sugar Bowl vs. LSU
- ..... 2; Charles Fryar, 1989 Orange Bowl vs. Miami
- ..... 2; Tyrone Legette, 1992 Orange Bowl vs. Miami
- » Most Return Yards..... 65; Steve Manstedt, 1974 Cotton Bowl vs. Texas
- » Longest Return..... 65; Steve Manstedt, 1974 Cotton Bowl vs. Texas
- » Passes Broken Up ... 5; Zackary Bowman, 2005 Alamo Bowl vs. Michigan

## PUNTING

- » Most Punts ..... 10; Tim Smith, 1980 Cotton Bowl vs. Houston
- » Best Average..... 51.5; Sam Koch, 2005 Alamo Bowl vs. Michigan
- » Longest Punt..... 64; Sam Foltz, 2014 Holiday Bowl vs. USC

## PUNT RETURNS

- » Most Returns..... 8; DeJuan Groce, 2002 Independence Bowl vs. Ole Miss
- » Most Return Yards ... 136; Johnny Rodgers, 1973 Orange Bowl vs. Notre Dame
- » Longest Return ... 77; Johnny Rodgers, 1973 Orange Bowl vs. Notre Dame

## KICKOFF RETURNS

- » Most Returns .... 5; Josh Davis, 2002 Independence Bowl vs. Ole Miss
- ..... 5; Josh Davis, 2002 Rose Bowl vs. Miami
- ..... 5; Damon Benning, 1995 Orange Bowl vs. Miami
- ..... 5; Richard Bell, 1989 Orange Bowl vs. Miami
- » Most Return Yards ..... 130; Frank Solich, 1966 Orange Bowl vs. Alabama
- » Longest Return..... 92; Willie Ross, 1962 Gotham Bowl vs. Miami

## SCORING

- » Most Points ... 24; Johnny Rodgers, 1973 Orange Bowl vs. Notre Dame
- » Most Touchdowns ... 4; Johnny Rodgers, 1973 Orange Bowl vs. Notre Dame
- » Longest TD Play ..... 99; Quincy Enunwa pass from Tommy Armstrong Jr., 2014 Gator Bowl vs. Georgia
- » Most Field Goals ..... 4; Paul Rogers, 1969 Sun Bowl vs. Georgia
- ..... 4; Alex Henery, 2009 Gator Bowl vs. Clemson
- ..... 4; Alex Henery, 2009 Holiday Bowl vs. Arizona
- » Longest Field Goal.... 51; Josh Brown, 2000 Alamo Bowl vs. Northwestern
- » Most PATs..... 9 (of 9 att.); Josh Brown, 2000 Alamo Bowl vs. Northwestern

# NEBRASKA INDIVIDUAL BOWL GAME RECORDS

## SINGLE-GAME TOP PERFORMANCES

### 100-Yard Rushing Games

1. 240 Dan Alexander; 2000 Alamo Bowl vs. Northwestern
2. 206 Ahman Green; 1998 Orange Bowl vs. Tennessee
3. 199 Tommie Frazier; 1996 Fiesta Bowl vs. Florida
4. 165 Lawrence Phillips; 1996 Fiesta Bowl vs. Florida
5. 161 Cory Ross; 2005 Alamo Bowl vs. Michigan
6. 147 Mike Rozier; 1984 Orange Bowl vs. Miami
7. 140 Rex Burkhead; 2013 Capital One Bowl
8. 138 Cory Ross; 2003 Alamo Bowl vs. Michigan State
9. 126 Tony Davis; 1974 Sugar Bowl vs. Florida
10. 125 Quentin Castille; 2009 Gator Bowl vs. Clemson
11. 122 Ameer Abdullah; 2014 Gator Bowl vs. Georgia
12. 118 Rick Berns; 1976 Astro-Bluebonnet Bowl vs. Texas Tech
- 118 Mike Rozier; 1983 Orange Bowl vs. Louisiana State
14. 114 Eric Crouch; 2002 Rose Bowl vs. Miami
15. 108 Dennis Claridge; 1964 Orange Bowl vs. Auburn
- 108 Dan Alexander; 2000 Fiesta Bowl vs. Tennessee
17. 106 Tony Davis; 1974 Cotton Bowl vs. Florida
18. 102 Doug Dubose; 1985 Sugar Bowl vs. LSU

### Passing Yards

1. 381 Tommy Armstrong Jr.; 2014 Holiday Bowl vs. USC
2. 243 Ryker Fyfe; 2016 Music City Bowl vs. Tennessee
3. 236 Joe Ganz; 2009 Gator Bowl vs. Clemson
4. 232 Bob Churchich; 1966 Orange Bowl vs. Alabama
5. 224 Dylan Raiola; 2024 Pinstripe Bowl vs. Boston College
6. 220 Tom Sorley; 1979 Orange Bowl vs. Oklahoma
7. 209 Tom Haase; 1991 Citrus Bowl vs. Georgia Tech
8. 206 Tommie Frazier; 1994 Orange Bowl vs. Florida State
9. 204 Taylor Martinez; 2013 Capital One Bowl vs. Georgia
10. 201 Bob Churchich; 1967 Sugar Bowl vs. Alabama

### Receiving Yards

1. 138 Johnny Mitchell; 1991 Citrus Bowl vs. Georgia Tech (5 receptions)
2. 129 Quincy Enunwa; 2014 Gator Bowl vs. Georgia (4 receptions)
3. 123 Corey Dixon; 1993 Orange Bowl vs. Louisiana State (5 receptions)
- 123 Niles Paul; 2009 Holiday Bowl vs. Arizona (4 receptions)
5. 107 Chuck Malito; 1976 Bluebonnet Bowl vs. Texas Tech (3 receptions)
- 107 Tim McCrady; 1980 Sun Bowl vs. Mississippi State (2 receptions)
7. 102 De'Mornay Pierson-El; 2014 Holiday Bowl vs. USC (8 receptions)
8. 98 Brandon Reilly; 2016 Music City Bowl vs. Tennessee (4 receptions)
9. 96 Todd Peterson; 2009 Gator Bowl vs. Clemson (4 receptions)
10. 91 Terrence Nunn; 2005 Alamo Bowl vs. Michigan (4 receptions)

### Longest Field Goals

1. 51 Josh Brown; 2000 Alamo Bowl vs. Northwestern
2. 50 Paul Rogers; 1969 Sun Bowl vs. Georgia
- 50 Greg Barrios; 1989 Orange Bowl vs. Miami
- 50 Alex Henery; 2009 Holiday Bowl vs. Arizona
5. 48 Alex Henery; 2009 Gator Bowl vs. Clemson
6. 47 Alex Henery; 2009 Holiday Bowl vs. Arizona
7. 46 Pat Smith; 2014 Gator Bowl vs. Georgia
8. 45 Drew Brown; 2016 Music City Bowl vs. Tennessee
9. 43 Rich Sanger; 1974 Cotton Bowl vs. Texas
10. 42 Paul Rogers; 1969 Sun Bowl vs. Georgia
- 42 Dale Klein; 1987 Sugar Bowl vs. Louisiana State

### Leading Scorers

1. 24 Johnny Rodgers; 1973 Orange Bowl vs. Notre Dame
2. 18 Lawrence Phillips; 1996 Fiesta Bowl vs. Florida
- 18 Scott Frost; 1998 Orange Bowl vs. Tennessee
4. 16 Paul Rogers; 1969 Sun Bowl vs. Georgia
5. 15 Alex Henery; 2009 Holiday Bowl vs. Arizona

### Sacks

1. 3 Trev Alberts; 1994 Orange Bowl vs. Florida State (29 yards)
- 3 Dwayne Harris; 1995 Orange Bowl vs. Miami (11 yards)
2. 2 Terrell Farley; 1996 Fiesta Bowl vs. Florida (9 yards)
- 2 Aaron Wills; 2000 Fiesta Bowl vs. Tennessee (8 yards)
- 2 Trevor Johnson; 2002 Independence Bowl vs. Mississippi (19 yards)
- 2 Trevor Johnson; 2003 Alamo Bowl vs. Michigan State (16 yards)
- 2 Demorrio Williams; 2003 Alamo Bowl vs. Michigan State (12 yards)
- 2 Ndamukong Suh; 2009 Gator Bowl vs. Clemson (19 yards)
- 2 Pierre Allen; 2009 Holiday Bowl vs. Arizona (20 yards)
- 2 Lavonte David; 2012 Capital One Bowl vs. South Carolina (14 yards)
- 2 Jason Ankrah; 2014 Gator Bowl vs. Georgia (21 yards)

## ALL-TIME BOWL CAREER LEADERS

### Rushing Yards

1. 357 Rex Burkhead, 2009-12 (four games)
2. 349 Dan Alexander, 1998-2000 (three games)
3. 340 Mike Rozier, 1982-84 (three games)
4. 326 Ahman Green, 1996-98 (three games)
5. 325 Lawrence Phillips, 1994-96 (three games)

**Most Attempts:** 76; Rex Burkhead, 2009-12

### Passing Yards

1. 718 Tommy Armstrong Jr., 2013-16 (three games)
2. 501 Bob Churchich, 1965-67 (three games)
3. 494 Eric Crouch, 1998-2002 (four games)
4. 447 Tommie Frazier, 1993-96 (four games)
5. 373 Taylor Martinez, 2010-13 (three games)

**Most Attempts:** 84, Tommy Armstrong Jr., 2013-16 (three games)

**Most Completions:** 50, Tommy Armstrong Jr., 2013 (three games)

### Receiving Yards

1. 233 Matt Davison, 1998-2000, (three games)
2. 200 Johnny Rodgers, 1971-73 (three games)
3. 195 Johnny Mitchell, 1991-92 (two games)
- 195 Kenny Bell, 2011-14 (four games)
5. 173 Corey Dixon, 1993-94, (two games)

**Most Receptions:** 15, Kenny Bell, 2011-14 (four games)

### Scoring

1. 36 Kris Brown 1996-98 (four games)
2. 32 Josh Brown, 1999-2002 (four games)
3. 30 Johnny Rodgers, 1971-73 (three games)
- 30 Scott Frost, 1996-98 (two games)
- 30 Alex Henery, 2008-10 (three games)

**Touchdowns:** 5, Scott Frost and Johnny Rodgers

# NEBRASKA BOWL GAME RECORDS

## COMBINED RECORDS

- » Most Points..... 87; 2014 Holiday Bowl (USC 45, NU 42)
- » Fewest Points ..... 17; 1965 Cotton Bowl (NU 7, Arkansas 10)
- » Most Touchdowns..... 11; 1996 Fiesta Bowl (NU 8, Florida 3)  
..... 11; 2000 Alamo Bowl (NU 9, Northwestern 2)  
..... 11; 2014 Holiday Bowl (NU 5, USC 6)
- » Fewest Touchdowns..... 2; five times  
..... most recently 2003 Alamo Bowl vs. Michigan State
- » Most Points in Quarter.....  
..... 45 (2nd Qtr.); 2000 Alamo Bowl (NU 31, Northwestern 14)
- » Most Plays ..... 167; 2014 Holiday Bowl (NU 94, USC 73)
- » Most First Downs ..... 50; 2014 Holiday Bowl (NU 28, USC 22)
- » Fewest First Downs..... 22; 1965 Cotton Bowl (NU 11, Arkansas 11)
- » Most Total Offensive Yards..... 1,040; 2014 Holiday Bowl (NU 525, USC 515)
- » Fewest Total Offensive Yards..... 344; 1965 Cotton Bowl (NU 168, Arkansas 176)
- » Most Rushing Yards..... 708; 2000 Alamo Bowl (NU 476, Northwestern 232)
- » Fewest Rushing Yards ..... 129; 2009 Gator Bowl (NU 125, Clemson 4)
- » Most Rushes Attempted ..... 115; 1974 Sugar Bowl (NU 60, Florida 55)
- » Fewest Rushes Attempted..... 59; 2024 Pinstripe Bowl (NU 20, BC 15)
- » Most Passing Yards ..... 702; 2014 Holiday Bowl (NU 381, USC 321)
- » Fewest Passing Yards..... 108; 1955 Orange Bowl (NU 26, Duke 82)
- » Most Passes Attempted..... 90; 2014 Holiday Bowl (NU 51, USC 39)
- » Fewest Passes Attempted ..... 22; 1955 Orange Bowl (NU 9, Duke 13)
- » Most Passes Completed ..... 55; 2014 Holiday Bowl (NU 32, USC 23)
- » Fewest Passes Completed..... 7; 1974 Sugar Bowl (NU 2, Florida 5)
- » Most Touchdown Passes..... 7; 2013 Capital One Bowl (NU 2, Georgia 5)
- » Most Touchdown Rushes..... 7; 1996 Fiesta Bowl (NU 6, Florida 1)  
..... 7; 2000 Alamo Bowl (NU 6, Northwestern 1)
- » Most Interceptions..... 8; 1969 Sun Bowl (NU 2, Georgia 6)
- » Most Fumbles..... 11; 1987 Sugar Bowl (NU 5, Louisiana State 6)
- » Fewest Fumbles ..... 0; 1985 Sugar Bowl vs. Louisiana State
- » Most Fumbles Lost..... 6; 1971 Orange Bowl (NU 3, Louisiana State 3)
- » Most Turnovers ..... 9; 1967 Orange Bowl (NU 7, Alabama 2)  
..... 9; 1971 Orange Bowl (NU 4, Louisiana State 5)
- » Most Penalties..... 21; 1994 Orange Bowl (NU 11, Florida State 10)
- » Fewest Penalties... 3; 1976 Astro-Bluebonnet Bowl (NU 1, Texas Tech 2)  
..... 3; 1967 Sugar Bowl (NU 2, Alabama 1)
- » Most Yards Penalized..... 208; 1987 Sugar Bowl (NU 78, Louisiana State 130)
- » Fewest Yards Penalized..... 26; 1976 Astro-Bluebonnet Bowl (NU 5, Texas Tech 21)

## LONGEST SCORING PLAYS

1. 99 Quincy Enunwa pass from Tommy Armstrong Jr.; 2014 Gator Bowl vs. Georgia
2. 92 Willie Ross kickoff return; 1962 Gotham Bowl vs. Miami
3. 77 Johnny Rodgers punt return; 1972 Orange Bowl vs. Alabama
4. 75 Tommie Frazier run; 1996 Fiesta Bowl vs. Florida
5. 74 Niles Paul pass from Zac Lee; 2009 Holiday Bowl vs. Arizona
6. 71 DeJuan Groce punt return; 2002 Rose Bowl vs. Miami
7. 69 Matt Davison pass from Bobby Newcombe; 2000 Alamo Bowl vs. Northwestern
8. 68 Dennis Claridge run; 1964 Orange Bowl vs. Auburn
9. 65 Jordan Westerkamp pass from Tommy Armstrong Jr.; 2014 Holiday Bowl vs. USC
10. 60 Bobby Newcombe punt return; 2000 Fiesta Bowl vs. Tennessee
- 60 DeJuan Groce punt return; 2002 Independence Bowl vs. Ole Miss
12. 58 Bobby Newcombe pass from Eric Crouch; 2000 Alamo Bowl vs. Northwestern
13. 52 Frosty Anderson pass from Johnny Rodgers; 1973 Orange Bowl vs. Notre Dame
- 52 Tim McCrady pass from Jeff Quinn; 1980 Sun Bowl vs. Miss. State
- 52 Dana Brinson punt return; 1988 Fiesta Bowl vs. Florida State
- 52 Terrence Nunn pass from Zac Taylor; 2005 Alamo Bowl vs. Michigan
17. 50 Johnny Rodgers pass from David Humm; 1973 Orange Bowl vs. Notre Dame
- 50 Derek Brown run; 1991 Citrus Bowl vs. Georgia Tech
- 50 Eric Crouch run; 2000 Alamo Bowl vs. Northwestern

## LONGEST PASSES

1. \*99 Quincy Enunwa from Tommy Armstrong Jr.; 2014 Gator Bowl vs. Georgia
  2. \*74 Niles Paul from Zac Lee; 2009 Holiday Bowl vs. Arizona
  3. \*69 Matt Davison from Bobby Newcombe; 2000 Alamo Bowl vs. Northwestern
  4. \* 65 Jordan Westerkamp pass from Tommy Armstrong Jr.; 2014 Holiday Bowl vs. USC
  5. \*58 Bobby Newcombe from Matt Davison; 2000 Alamo Bowl vs. Northwestern
  - 58 Isaiah Fluellen from Jammal Lord; 2003 Alamo Bowl vs. Michigan St.
  7. 56 Johnny Rodgers from Jerry Tagge; 1972 Orange Bowl vs. Alabama
  - 56 Ben Cotton from Taylor Martinez; 2013 Capital One Bowl vs. Georgia
  9. 55 Tim McCrady from Jeff Quinn; 1980 Sun Bowl vs. Miss. State
  - 10.\*52 Frosty Anderson from Johnny Rodgers; 1973 Orange Bowl vs. Notre Dame
  - \*52 Tim McCrady from Jeff Quinn; 1980 Sun Bowl vs. Miss. State
  - \*52 Terrence Nunn from Zac Taylor; 2005 Alamo Bowl vs. Michigan
  13. \*50 Johnny Rodgers from David Humm; 1973 Orange Bowl vs. Notre Dame
- \* Scoring play

## LONGEST RUSHES

1. \*75 Tommie Frazier; 1996 Fiesta Bowl vs. Florida
  2. \*68 Dennis Claridge; 1964 Orange Bowl vs. Auburn
  3. 66 Jammal Lord; 2003 Alamo Bowl vs. Michigan State
  4. 58 Quentin Castille; 2009 Gator Bowl vs. Clemson
  5. \*50 Derek Brown; 1991 Citrus Bowl vs. Georgia Tech
  - \*50 Eric Crouch; 2000 Alamo Bowl vs. Northwestern
  7. 47 Ahman Green; 1998 Orange Bowl vs. Tennessee
  - 47 Willie Miller; 2000 Fiesta Bowl vs. Tennessee
  9. 45 Harry Wilson; 1965 Cotton Bowl vs. Arkansas
  10. 43 Ahman Green; 1996 Fiesta Bowl vs. Florida
- \* Scoring play

## INTERCEPTION RETURNS FOR TD

1. 42 Michael Booker; 1996 Fiesta Bowl vs. Florida
2. 24 Will Compton; 2013 Capital One Bowl vs. Georgia

## PUNT RETURNS FOR TD

1. 77 Johnny Rodgers; 1972 Orange Bowl vs. Alabama
2. 71 DeJuan Groce; 2002 Rose Bowl vs. Miami
3. 60 Bobby Newcombe; 2000 Fiesta Bowl vs. Tennessee
- 60 DeJuan Groce; 2002 Independence Bowl vs. Ole Miss
5. 52 Dana Brinson; 1988 Fiesta Bowl vs. Florida State

## KICKOFF RETURNS FOR TD

1. 92 Willie Ross; 1962 Gotham Bowl vs. Miami

## FUMBLE RETURNS FOR TD

1. 31 Jason Peter; 1996 Orange Bowl vs. Virginia Tech

# NEBRASKA OPPONENT BOWL GAME RECORDS

## TEAM

### Total Offense

- » Most Plays .....86; Alabama, 1966 Orange Bowl
- » Most Yards.....589; Georgia, 2013 Capital One Bowl
- » Fewest Yards .....109; Arizona, 2009 Holiday Bowl
- » Best Per-Play Average.....8.3; Georgia, 2013 Capital One Bowl
- » Most First Downs .....34; Miami, 1962 Gotham Bowl
- » Fewest First Downs .....6; Arizona, 2009 Holiday Bowl

### Rushing

- » Most Attempts ..... 64; Duke, 1955 Orange Bowl
- » Most Yards.....292; Oklahoma, 1979 Orange Bowl
- » Best Per-Rush Average .....6.1; Northwestern, 2000 Alamo Bowl
- » Fewest Rushing Attempts..... 16; UCLA, 2015 Foster Farms Bowl
- » Fewest Rushing Yards .....-28; Florida, 1996 Fiesta Bowl

### Passing

- » Most Attempts .....51; Florida State, 1988 Fiesta Bowl
- » Most Completions ..... 28; Florida State, 1988 Fiesta Bowl
- » Most Interceptions Thrown..... 6; Georgia, 1969 Sun Bowl
- » Most Yards..... 427; Georgia, 2013 Capital One Bowl
- » Fewest Yards .....46; Arizona, 2009 Holiday Bowl
- » Most Touchdowns..... 5; Florida State, 1990 Fiesta Bowl
- ..... 5; Georgia, 2013 Capital One Bowl
- » Highest Completion Percentage...714 (25-35); Tennessee, 1998 Orange Bowl
- » Lowest Completion Percentage...231 (2-13); Alabama, 1972 Orange Bowl
- » Fewest Attempts.....3; Oklahoma, 1979 Orange Bowl
- » Fewest Completions .....2; Oklahoma, 1979 Orange Bowl

### Interceptions

- » Most Interceptions..... 5; Alabama, 1967 Sugar Bowl
- » Most Return Yards..... 84; Florida, 1974 Sugar Bowl

### Punting

- » Most Punts .....10; Georgia, 1969 Sugar Bowl
- ..... 10; Northwestern, 2000 Alamo Bowl
- » Best Average..... 52.3; Tennessee, 1998 Orange Bowl

### Scoring

- » Most Points..... 45; Georgia Tech, 1991 Citrus Bowl
- .....45; Georgia, 2013 Capital One Bowl
- .....45; USC, 2014 Holiday Bowl
- » Most Touchdowns..... 6; Florida State, 1990 Fiesta Bowl
- ..... 6; Georgia Tech, 1991 Citrus Bowl
- .....6; Georgia, 2013 Capital One Bowl
- .....6; USC, 2014 Holiday Bowl
- » Largest Margin of Victory ..... 27; Duke, 1955 Orange Bowl
- .....27; Alabama, 1967 Sugar Bowl
- » Fewest Points in a Win ..... 10; Arkansas, 1965 Cotton Bowl
- » Most Points in a Quarter..... 27 (second); Miami, 2002 Rose Bowl
- » Fewest Points Scored.....0; Arizona, 2009 Holiday Bowl

### Turnovers

- » Most Fumbles.....7; Houston, 1980 Cotton Bowl
- » Most Fumbles Lost.....4; Mississippi State, 1980 Sun Bowl
- » Fewest Fumbles ..... 0; Nine times
- » Most Turnovers (fumbles & interceptions)....9; Georgia, 1969 Sun Bowl

### Penalties

- » Most Penalties.....13; Florida State, 1990 Fiesta Bowl
- » Most Yards Penalized .....143; Miami, 1992 Orange Bowl
- » Fewest Penalties .....1; Alabama, 1967 Sugar Bowl
- » Fewest Yards Penalized.....15; Alabama, 1967 Sugar Bowl

## INDIVIDUAL

### Total Offense

- » Most Yards Gained....430; Aaron Murray, Georgia, 2013 Capital One Bowl
- » Best Per-Play Average.... 15.9; Peter Tom Willis, Florida St., 1990 Fiesta Bowl
- » Most TDs Responsible...5; Peter Tom Willis, Florida St., 1990 Fiesta Bowl
- ..... 5; Aaron Murray, Georgia, 2013 Capital One Bowl

### Rushing

- » Most Attempts ..... 34; Chris Polk, Washington, 2010 Holiday Bowl
- » Most Yards.....177; Chris Polk, Washington, 2010 Holiday Bowl
- » Best Per-Rush Average .... 10.7; Joshua Dobbs, Tennessee, 2016 Music City Bowl
- » Longest Rush...69; Damien Anderson, Northwestern, 2000 Alamo Bowl
- » Longest Rushing TD .... 69; Damien Anderson, Northwestern, 2000 Alamo Bowl
- » Most Rushing TDs....3; Joshua Dobbs, Tennessee, 2016 Music City Bowl

### Passing

- » Most Attempts ..... 51; Danny McManus, Florida St., 1988 Fiesta Bowl
- » Most Completions...28; Danny McManus, Florida St., 1988 Fiesta Bowl
- » Most Interceptions Thrown.... 5; Paul Gilbert, Georgia, 1969 Sun Bowl
- » Most Yards..... 427; Aaron Murray, Georgia, 2013 Capital One Bowl
- » Most Touchdowns.... 5; Peter Tom Willis, Florida St., 1990 Fiesta Bowl
- ..... 5; Aaron Murray, Georgia, 2013 Capital One Bowl
- » Best Percentage ..696 (16-23) Shawn Jones, Georgia Tech, 1991 Citrus Bowl
- » Longest TD Pass.. 87; Aaron Murray, Georgia, 2013 Capital One Bowl

### Receiving

- » Most Receptions ..... 9; Ray Perkins, Alabama, 1966 Orange Bowl
- ..... 9; Andy Hamilton, LSU, 1971 Orange Bowl
- » Most Yards..... 199; Andre Johnson, Miami, 2002 Rose Bowl
- » Most Touchdowns..... 2; seven players
- ..... (most recent Chris Conley, Georgia, 2013 Capital One Bowl)
- » Longest Reception ....87; Chris Conley, Georgia, 2013 Capital One Bowl
- » Longest TD Reception ...87; Chris Conley, Georgia, 2013 Capital One Bowl

### Interceptions

- » Most Interceptions.....3; Bobby Johns, Alabama, 1967 Sugar Bowl
- » Most Return Yards.....63; Crezdon Butler, Clemson, 2009 Gator Bowl
- » Longest Return.....63; Crezdon Butler, Clemson, 2009 Gator Bowl

### Punting

- » Most Punts .....10; Spike Jones, Georgia, 1969 Sun Bowl
- ..... 10; J.J. Standring, Northwestern, 2000 Alamo Bowl
- » Best Average..... 52.3; Chris Hogue, Tennessee, 1998 Orange Bowl
- » Longest Punt ..... 78; Chris Hogue, Tennessee, 1998 Orange Bowl

### Punt Returns

- » Most Returns ..... 7; Steve Breaston, Michigan, 2005 Alamo Bowl
- » Most Yards Returned ...72; Steve Breaston, Michigan, 2005 Alamo Bowl
- » Longest Return..... 48; Eddie Brown, Miami, 1984 Orange Bowl

### Kickoff Returns

- » Most Returns ..... 6; Reidel Anthony, Florida, 1996 Fiesta Bowl
- » Most Yards Return.....195; Reidel Anthony, Florida, 1996 Fiesta Bowl
- » Longest Return.....98; Adoree Jackson, USC, 2014 Holiday Bowl

### Scoring

- » Most Points..... 18; William Bell, Georgia Tech, 1991 Citrus Bowl
- ..... 18; Billy Taylor, Texas Tech, 1976 Astro-Bluebonnet Bowl
- .....18; Joshua Dobbs, Tennessee, 2016 Music City Bowl
- » Most Touchdowns.....3; William Bell, Georgia Tech, 1991 Citrus Bowl
- ..... 3; Billy Taylor, Texas Tech, 1976 Astro-Bluebonnet Bowl
- .....3; Joshua Dobbs, Tennessee, 2016 Music City Bowl
- » Longest TD.....98; Adoree Jackson (kickoff), USC, 2014 Holiday Bowl
- » Most Field Goals ....4; Scott Bentley, Florida State; 1994 Orange Bowl
- ..... 4; Marshall Morgan, Georgia, 2014 Gator Bowl
- » Longest Field Goal.....49; Juan Bentanzos, LSU, 1983 Orange Bowl
- » Most PATs..... 6; Scott Sisson, Georgia Tech, 1991 Citrus Bowl
- ..... 6; Andre Heidari, USC, 2014 Holiday Bowl

# NEBRASKA'S ALL-TIME BOWL GAMES

## 1941 ROSE BOWL STANFORD - 21 NEBRASKA - 13



Score by Quarters	1	2	3	4	Final
Stanford	7	7	7	0	21
Nebraska	7	6	0	0	13

Statistics	Nebraska	Stanford
First Downs	9	15
Rush Yards	58	202
Pass Yards	85	68
Total Yards	143	270

**Pasadena, Calif., Jan. 1, 1941** - Nebraska was only the third Big Six team to play in a postseason bowl game, but the Cornhuskers made their first bowl trip a memorable one with an invitation to the granddaddy of them all — The Rose Bowl.

Under the warm California sun in Pasadena, Coach Biff Jones' Cornhuskers led Clark Shaughnessy's Stanford Indians twice in the first half, but fell victim to the innovative T-formation, 21-13. The Huskers took a 7-0 lead just six plays after the kickoff when fullback Vike Francis plunged over from the two. Stanford tied the count four plays later when Hugh Gallarneau bolted over from nine yards out.

In the second quarter, the Huskers took the lead again on a 33-yard Herm Rohrig-to-Allen Zikmund pass, but the Indians came back on Frankie Albert's 41-yard TD pass to Gallarneau for a 14-13 halftime lead. A 39-yard TD punt return by Pete Kmetovic iced the game for the Indians in the third quarter. The 92,000 fans on hand made up the largest crowd ever to see Nebraska play until the 2002 Rose Bowl (93,781).

## 1955 ORANGE BOWL DUKE - 34 NEBRASKA - 7



Score by Quarters	1	2	3	4	Final
Duke	0	14	6	14	34
Nebraska	0	0	7	0	7

Statistics	Nebraska	Duke
First Downs	9	23
Rush Yards	84	288
Pass Yards	26	82
Total Yards	110	370

**Miami, Fla., Jan. 1, 1955** - If Nebraska's first bowl bid was a memorable one, its second was one to forget. The 1954 Cornhuskers finished second behind Oklahoma in the Big Seven race and went to Miami under the no-repeat rule.

Making their first bowl appearance in 14 years, Bill Glassford's Cornhuskers trailed Duke's Blue Devils at the half, 14-0, but pulled within 14-7 early in the third quarter after a minus two-yard Duke punt. Halfback Don Comstock scored from the three to cap a 35-yard drive. After that, it was all Duke. Coach Bill Murray's Blue Devils rolled 65 yards to score on their next possession and added two more tallies in the fourth quarter to ice the game, 34-7.

## 1962 GOTHAM BOWL NEBRASKA - 36 MIAMI - 34



Score by Quarters	1	2	3	4	Final
Miami	6	14	7	7	34
Nebraska	6	14	8	8	36

Statistics	Nebraska	Miami
First Downs	12	34
Rush Yards	150	181
Pass Yards	146	321
Total Yards	296	502

**New York, N.Y., Dec. 15, 1962** - Playing under Coach Bob Devaney, Nebraska won its first bowl game in three tries, upsetting Miami and George Mira, 36-34, in the second and last of New York's now-defunct Gotham Bowl. Playing in Yankee Stadium before only 6,166 fans in freezing weather, the Huskers and Hurricanes put on one of the greatest bowl shows ever, trading scores in every quarter.

Willie Ross' one-yard plunge and Bill "Thunder" Thornton's subsequent two-point conversion run gave the Huskers a 36-27 lead just minutes into the fourth quarter. Mira, who passed for 321 yards, led a valiant comeback attempt but was thwarted by a last-minute interception by Husker guard Bob Brown.

## 1965 COTTON BOWL ARKANSAS - 10 NEBRASKA - 7



Score by Quarters	1	2	3	4	Final
Arkansas	3	0	0	7	10
Nebraska	0	7	0	0	7

Statistics	Nebraska	Arkansas
First Downs	11	11
Rush Yards	100	45
Pass Yards	68	131
Total Yards	168	176

**Dallas, Texas, Jan. 1, 1965** - Coach Frank Broyles' Arkansas Razorbacks mounted an 80-yard fourth quarter drive against a previously impregnable Nebraska defense to down the Huskers, 10-7, in NU's first Dallas appearance. The Huskers had led most of the way in one of the greatest defensive battles in bowl history.

Arkansas opened the scoring on a 31-yard Tom McKnelly field goal in the first quarter. Sophomore Harry Wilson then capped a 69-yard Husker march in the second quarter with a one-yard plunge to give Nebraska a 7-3 halftime lead. The Huskers held that lead until Bobby Burnett finished the Arkansas drive with a three-yard TD run with 4:41 left in the game. In the fierce defensive struggle, first downs were even at 11, and the Razorbacks held a slim edge in total offense, 176-168.

## 1964 ORANGE BOWL NEBRASKA - 13 AUBURN - 7



Score by Quarters	1	2	3	4	Final
Auburn	0	0	7	0	7
Nebraska	10	3	0	0	13

Statistics	Nebraska	Auburn
First Downs	11	17
Rush Yards	204	126
Pass Yards	30	157
Total Yards	234	283

**Miami, Fla., Jan. 1, 1964** - Nebraska made its second Orange Bowl trip a happier one than the first with a 13-7 win over Auburn in the 1964 Miami classic. The Huskers evened their bowl record with the win and handed Bob Devaney his second bowl win in as many tries.

Husker quarterback Dennis Claridge broke the game open before most of the 72,647 fans had settled in their seats. On the Huskers' second play from scrimmage, Claridge bolted 68 yards down the sideline to put NU ahead 7-0. At the time, it was the longest TD run in Orange Bowl history. Moments later, Dave Theisen broke another Orange Bowl record with a 31-yard field goal. The record lasted until the second quarter when Theisen booted a 36-yarder to give NU a 13-0 halftime lead.

Auburn quarterback Jimmy Sidle almost brought the Tigers back, but Husker linebacker John Kirby batted a fourth-and-four pass away at the goal line with less than three minutes to go to preserve the win for Nebraska.

## 1966 ORANGE BOWL ALABAMA - 39 NEBRASKA - 28



Score by Quarters	1	2	3	4	Final
Alabama	7	17	8	7	39
Nebraska	0	7	6	15	28

Statistics	Nebraska	Alabama
First Downs	17	29
Rush Yards	145	222
Pass Yards	232	296
Total Yards	377	518

**Miami, Fla., Jan. 1, 1966** - With the national championship riding on the outcome, Coach Bob Devaney's Huskers took on Alabama's Crimson Tide for the first time. Nebraska went into the game 10-0 and ranked third, while Alabama was 8-1-1 and fourth. Earlier in the day, top-ranked Michigan State lost to UCLA in the Rose Bowl and LSU knocked off No. 2 Arkansas in the Cotton Bowl to set up a national title game in the Orange Bowl.

Playing in Nebraska's first night bowl game, 'Bama won the title 39-28. The Tide led 24-7 at the half and the game was never in serious doubt, but led by the passing of Bob Churchich, the Huskers fought back and made the final score respectable.

# NEBRASKA'S ALL-TIME BOWL GAMES

## 1967 SUGAR BOWL

**ALABAMA - 34**  
**NEBRASKA - 7**



Score by Quarters	1	2	3	4	Final
Alabama	17	7	3	7	34
Nebraska	0	0	0	7	7

Statistics	Nebraska	Alabama
First Downs	16	19
Rush Yards	84	157
Pass Yards	213	279
Total Yards	297	436

**New Orleans, La., Jan. 2, 1967** - Never one to duck a challenge, Coach Bob Devaney and his Huskers accepted a bid for a rematch with Alabama and Bear Bryant in the Sugar Bowl. It turned out to be a little too much of a challenge as No. 3 'Bama handed the No. 6 Huskers a 34-7 thumping.

The Tide rolled up a 17-0 first-quarter advantage and led at halftime, 24-0, behind the passing of Kenny Stabler. Sophomore fullback Dick Davis prevented a complete whitewashing with a 15-yard TD catch of a Bob Churchich pass on the first play of the fourth quarter for NU's only score. Churchich sparked again against the Tide, completing 21-of-34 passes for 201 yards. With the defeat, the Huskers became just the second team in NCAA history, behind Alabama, to hold the dubious distinction of having lost in each of the four major bowls.

## 1971 ORANGE BOWL

**NEBRASKA - 17**  
**LSU - 12**



Score by Quarters	1	2	3	4	Final
LSU	0	3	9	0	12
Nebraska	10	0	0	7	17

Statistics	Nebraska	LSU
First Downs	18	20
Rush Yards	132	51
Pass Yards	161	227
Total Yards	293	278

**Miami, Fla., Jan. 1, 1971** - Playing under the lights in Miami's Orange Bowl for the first time in five years, Coach Bob Devaney's Nebraska Cornhuskers won the first of two straight national titles by virtue of a 17-12 win over LSU and some fortunate circumstances.

Earlier in the day, top-ranked Texas was upset by Notre Dame, 24-11, in the Cotton Bowl, and No. 2 Ohio State was shocked by Stanford, 27-17, in the Rose Bowl. That left the door to the title wide open for No. 3 Nebraska. The Huskers responded by building a 10-0 first-quarter lead on a 25-yard field goal by Paul Rogers and a three-yard TD run by Joe Orduna. But a pair of Mark Lumpkin FGs and a 31-yard Buddy Lee-to-Al Coffee TD pass on the last play of the third quarter gave the aroused Tigers a 12-10 lead.

Nebraska showed its grit by driving 67 yards. Quarterback Jerry Tagge stretched the ball over from the one-yard line with 8:50 left, and the Huskers clinched their first national title.

## 1973 ORANGE BOWL

**NEBRASKA - 40**  
**NOTRE DAME - 6**



Score by Quarters	1	2	3	4	Final
Notre Dame	0	0	0	6	6
Nebraska	7	13	20	0	40

Statistics	Nebraska	Notre Dame
First Downs	30	13
Rush Yards	300	104
Pass Yards	260	103
Total Yards	560	207

**Miami, Fla., Jan. 1, 1973** - Heisman Trophy winner Johnny Rodgers went wild, scoring four touchdowns and passing for another, as the Cornhuskers became the first team to win three straight Orange Bowls, romping over Notre Dame, 40-6. In his last game as a Cornhusker, Rodgers was moved to I-back from his usual wingback position, and on the game's first play he took a pitchout for a 13-yard gain. It was a sign of things to come.

"Johnny R" capped his career by scoring on runs of eight, four and five yards and caught the Irish defense by surprise with a 52-yard TD pass to Frosty Anderson in the second quarter. He scored the last of his 50 career TDs (including bowls) when he caught a sideline pass from Dave Humm in the third quarter and scampered 50 yards to payday.

The contest marked the final appearance of Head Coach Bob Devaney on the Husker sideline, as he retired after the season with a 101-20-2 record and two national titles in 11 years at Nebraska.

## 1969 SUN BOWL

**NEBRASKA - 45**  
**GEORGIA - 6**



Score by Quarters	1	2	3	4	Final
Georgia	0	0	0	6	6
Nebraska	18	0	14	13	45

Statistics	Nebraska	Georgia
First Downs	17	11
Rush Yards	190	55
Pass Yards	165	130
Total Yards	355	185

**El Paso, Texas, Dec. 20, 1969** - Golden-toed Paul Rogers booted a Sun Bowl-record four field goals — all in the first quarter — and Coach Bob Devaney's Huskers romped to a 45-6 win over Georgia in the 35th edition of El Paso's Sun Bowl.

Rogers booted FGs of 50, 32, 42 and 37 yards, and sophomore I-back Jeff Kinney added a TD run of 11 yards that gave Nebraska an 18-0 lead at the end of the first quarter, and the Huskers were never threatened. For his record-setting effort, Rogers was named the game's outstanding offensive player. The Big Eight co-champion Cornhuskers rolled up a 355-185 total offense advantage over the outmanned Bulldogs. Dan Schneiss led the Husker rushers with 63 yards, and Van Brownson completed 11-of-18 passes for 109 yards.

After two years away from the bowl scene, Nebraska started an NCAA record run of 35 consecutive bowl appearances for the Huskers (1969-2003) in the Sun Bowl.

## 1972 ORANGE BOWL

**NEBRASKA - 38**  
**ALABAMA - 6**



Score by Quarters	1	2	3	4	Final
Alabama	0	0	6	0	6
Nebraska	14	14	3	7	38

Statistics	Nebraska	Alabama
First Downs	15	16
Rush Yards	183	241
Pass Yards	159	47
Total Yards	342	288

**Miami, Fla., Jan. 1, 1972** - It was supposed to be another "Game of the Century," rivaling Nebraska's 35-31 win over Oklahoma a few weeks earlier. The 12-0 Huskers were No. 1, the 11-0 Alabama Crimson Tide were No. 2, but the Orange Bowl had a dream game for a little less than a quarter.

The Huskers struck early on a two-yard TD run by Jeff Kinney before Johnny Rodgers broke the Tide's back with a 77-yard punt return for a touchdown on the last play of the first quarter. The Huskers added two more scores in the second stanza, and by halftime the Huskers left no doubt about who was No. 1, as Nebraska led 28-0. The Huskers continued to dominate and rolled to a 38-6 win, giving Nebraska a second straight national title and Coach Bob Devaney a satisfying first win in three tries over Alabama Coach Bear Bryant.

## 1974 COTTON BOWL

**NEBRASKA - 19**  
**TEXAS - 3**



Score by Quarters	1	2	3	4	Final
Texas	3	0	0	0	3
Nebraska	0	3	13	3	19

Statistics	Nebraska	Texas
First Downs	21	11
Rush Yards	240	106
Pass Yards	91	90
Total Yards	331	196

**Dallas, Texas, Jan. 1, 1974** - Tom Osborne's Nebraska Cornhuskers broke open a tight contest in the third quarter with a pair of game-breaking plays to chalk up a 19-3 win over the Texas Longhorns. The chilled crowd of 67,500 saw the Big Eight's runner-up and the Southwest Conference champion battle to a 3-3 tie at halftime, thanks to a brilliant Longhorn goal-line stand just before the gun.

But the Huskers were not to be denied and midway through the third quarter, safety Bob Thornton returned a Texas field goal try 41 yards to set up the clinching touchdown. Ritch Bahe got the final 12 yards on a reverse to make it 10-3. Four plays later, John Bell recovered a Texas fumble at the Longhorn 19, and Tony Davis ripped in from the three to make it 16-3. Rich Sanger kicked a 43-yard field goal with 8:09 left to complete the scoring.

Texas had scored first on a 22-yard field goal by Bill Schott in the wake of a Husker fumble, but early in the second quarter, defensive end Steve Manstedt picked up a Roosevelt Leaks fumble in mid-air and raced 65 yards to the eight. But a stiff Longhorn defense forced a 24-yard field goal by Sanger.

# NEBRASKA'S ALL-TIME BOWL GAMES

## 1974 SUGAR BOWL NEBRASKA - 13 FLORIDA - 10



Score by Quarters	1	2	3	4	Final
Florida	7	3	0	0	10
Nebraska	0	0	0	13	13

Statistics	Nebraska	Florida
First Downs	18	13
Rush Yards	304	178
Pass Yards	16	97
Total Yards	320	275

**New Orleans, La., Dec. 31, 1974** - Rallying from a 10-0 deficit, Nebraska scored three times in the fourth quarter to win its sixth straight bowl game with a 13-10 defeat of the Florida Gators.

Florida scored once in the first quarter and kicked a field goal in the second, while holding Nebraska's usually strong offense to 138 total yards.

But in the fourth quarter, Tony Davis, Terry Luck, kicker Mike Coyle and the Blackshirts led Nebraska to victory.

Freshman sensation I-back Monte Anthony scored the Huskers' first touchdown with 13:24 left in the game, when he ran straight up the middle for two yards and a score. Coyle's kick was good, and the Huskers trailed 10-7.

Davis set up Coyle's two deciding field goals with inspired running, as he picked up 126 yards on 17 carries, including the longest run of the game for 40 yards. For his performance, Davis was named the game's most valuable player, an award he also received in the Cotton Bowl the previous year. Coyle tied the score on a 37-yard boot with 7:13 left in the game, and his 39-yard kick gave the Huskers the win.

## 1975 FIESTA BOWL ARIZONA STATE - 17 NEBRASKA - 14



Score by Quarters	1	2	3	4	Final
Arizona State	3	3	0	11	17
Nebraska	0	7	7	0	14

Statistics	Nebraska	Arizona State
First Downs	20	20
Rush Yards	198	162
Pass Yards	90	173
Total Yards	288	335

**Tempe, Ariz., Dec. 26, 1975** - Nebraska's record-tying six-game bowl win streak was snapped by Arizona State in the 1975 Fiesta Bowl, when the Sun Devils edged the Huskers, 17-14, before 51,396 partisan fans on ASU's home field.

The final blow came with 4:50 remaining in the game, when ASU kicker Dan Kush successfully booted a 29-yard field goal, breaking a 14-14 tie and capping a rally from a 14-6 deficit after three quarters.

Fighting to the very end, Nebraska took the ensuing kickoff and drove to the Arizona State 31-yard line with less than two minutes to play. The Huskers' next two plays were incomplete passes, but on third down, quarterback Terry Luck hit fullback Tony Davis with a pass at the ASU 21-yard line. Davis was hit hard by two Arizona State players and fumbled the ball. The Sun Devils recovered, killed the clock and claimed the 17-14 win.

Nebraska ended the 1975 season at 10-2 and ranked No. 9 in the country. The Huskers lost their last two games of the year to Oklahoma, 35-10, and Arizona State, which finished 1-2 in the final AP poll.

## 1976 BLUEBONNET BOWL NEBRASKA - 27 TEXAS TECH - 24



Score by Quarters	1	2	3	4	Final
Texas Tech	3	14	7	0	24
Nebraska	7	7	13	0	27

Statistics	Nebraska	Texas Tech
First Downs	21	24
Rush Yards	164	191
Pass Yards	232	193
Total Yards	396	384

**Houston, Texas, Dec. 31, 1976** - In the most exciting bowl game of the year, Nebraska edged a determined Texas Tech team, 27-24, in the Astro-Bluebonnet Bowl.

Twice Nebraska rallied to overcome 10-point deficits. With Texas Tech ahead 17-7 and time running out in the second quarter, quarterback Vince Ferragamo moved the Cornhuskers 80 yards in less than two minutes to score on a 22-yard touchdown pass to Mark Dufresne. But Texas Tech running back Billy Taylor countered in the third quarter with an eight-yard TD run to open the gap to 24-14.

Once again, the Cornhuskers started to work on the Texas Tech lead. Rick Berns broke around the right end and dashed untouched 18 yards into the end zone to put Nebraska within three. The Huskers took the lead when Ferragamo connected with Chuck Malito for a 23-yard touchdown pass.

Malito's touchdown proved to be the final score, but the game was in doubt until Reg Gast recovered a Red Raider fumble with 1:34 left in the game. The fumble killed a Tech threat and allowed Nebraska to run out the clock.

## 1977 LIBERTY BOWL NEBRASKA - 21 NORTH CAROLINA - 17



Score by Quarters	1	2	3	4	Final
North Carolina	0	14	3	0	17
Nebraska	0	7	0	14	21

Statistics	Nebraska	North Carolina
First Downs	21	17
Rush Yards	206	169
Pass Yards	161	93
Total Yards	367	262

**Memphis, Tenn., Dec. 19, 1977** - Quarterback Randy Garcia came off the bench in the fourth quarter to throw two touchdown passes and rally Nebraska from a 10-point, fourth-quarter deficit to a 21-17 win over North Carolina in the 19th annual Liberty Bowl.

Garcia, who replaced starter Tom Sorley, first hit wingback Curtis Craig, who made a sensational diving catch, for a 10-yard touchdown with 10:51 left to cut the Husker deficit to 17-14. Garcia then threw a 34-yard scoring pass to Tim Smith with 3:16 left in the game to cap a rally that ended UNC's upset hopes.

The Tar Heels drew first blood early in the second quarter on a 12-yard scoring pass from Matt Kupec to tight end Brooks Williams. After the Huskers tied the game at 7-7 on a 15-yard touchdown run by fullback Dodie Donnell, Kupec threw a 10-yard scoring pass to fullback Bob Loomis late in the half for a 14-7 North Carolina lead at intermission.

Carolina appeared to take control at 17-7 late in the third quarter on a 47-yard field goal by Tom Biddle, before Garcia's heroics brought NU back.

## 1979 ORANGE BOWL OKLAHOMA - 31 NEBRASKA - 24



Score by Quarters	1	2	3	4	Final
Oklahoma	7	7	17	0	31
Nebraska	7	0	3	14	24

Statistics	Nebraska	Oklahoma
First Downs	27	17
Rush Yards	217	292
Pass Yards	220	47
Total Yards	437	339

**Miami, Fla., Jan. 1, 1979** - In the first-ever matchup of Big Eight teams in a bowl game, Nebraska just missed duplicating its 17-14 win over Oklahoma several weeks earlier in losing to the Sooners, 31-24.

Nebraska got off to a fast start in trying for an unprecedented double over OU, driving 80 yards in 15 plays after the opening kickoff to take a 7-0 lead on Tom Sorley's 21-yard touchdown pass to Tim Smith. The Huskers then watched the revenge-minded Sooners score 24 unanswered points.

Nebraska's rally started with 9:12 left in the game when I-back Rick Berns capped a 78-yard drive with a one-yard touchdown run that reduced the deficit to 31-17. A little more than a minute later, defensive tackle David Clark recovered quarterback Thomas Lott's fumble at the OU 42, and the Huskers were back in the game. Oklahoma's defense yielded 35 yards to the seven, but stiffened to stop I-back Craig Johnson on a fourth-and-one with 4:24 to go to seal the win. The Huskers did march 58 yards in 10 plays to score on a two-yard pass from Sorley to Junior Miller on the final play of the game.

## 1980 COTTON BOWL HOUSTON - 17 NEBRASKA - 14



Score by Quarters	1	2	3	4	Final
Houston	0	7	0	10	17
Nebraska	7	0	0	7	14

Statistics	Nebraska	Houston
First Downs	13	18
Rush Yards	136	206
Pass Yards	91	119
Total Yards	227	325

**Dallas, Texas, Jan. 1, 1980** - Reserve quarterback Terry Elston threw a six-yard, fourth-down touchdown pass to Eric Herring with just 12 seconds left as Houston handed Nebraska a heartbreaking 17-14 loss in a six-year string of incredible finishes in Husker bowl games.

Before a CBS national audience, the Huskers and Cougars battled tooth-and-nail for a full 60 minutes. The goal-line situation at the end was a fitting finale.

Nebraska struck first as Jarvis Redwine scored on a nine-yard run late in the first period, but Houston responded when Elston scored to knot the game 7-7 at the half.

After a scoreless third period, Southwest Conference champion Houston took its first lead of the game on a 41-yard field goal by Ken Hatfield with 8:25 left. The Huskers then forced a Houston fumble and Jeff Quinn found Jeff Finn for the go-ahead touchdown with 3:56 remaining.

The next 3:44 were all Elston, as the junior accounted for all but 11 yards in the Cougars' winning 66-yard drive, completing 5-of-7 passes for 45 yards, including three for crucial first downs, and rushing three times for 10 yards.

# NEBRASKA'S ALL-TIME BOWL GAMES

## 1980 SUN BOWL NEBRASKA - 31 MISSISSIPPI STATE - 17



Score by Quarters	1	2	3	4	Final
Mississippi State	0	0	3	14	17
Nebraska	7	10	7	7	31

Statistics	Nebraska	Mississippi State
First Downs	16	15
Rush Yards	159	93
Pass Yards	159	102
Total Yards	318	195

**El Paso, Texas, Dec. 27, 1980** - A great passing performance by senior Jeff Quinn and a stout defensive effort enabled Nebraska to enjoy a successful return to the Sun Bowl by downing Mississippi State, 31-17.

The Huskers drew first blood just 2:30 into the game when, on the first play after MSU's Mardye McDole fumbled a Nebraska punt, split end Todd Brown scored on a 23-yard end-around. NU added 10 points in the second quarter on a 22-yard Kevin Seibel field goal and an eight-yard Quinn-to-Jeff Finn pass to take a 17-0 lead into the locker room at halftime.

MSU finally scored in the third quarter on a 47-yard field goal and appeared to be gaining momentum when Husker defensive end Jimmy Williams recovered a fumble at the Bulldog 25 to set up a two-yard touchdown run by Andra Franklin. The Huskers iced the game with a 52-yard Quinn-to-Tim McCrady pass late in the game. For their efforts, Williams and Quinn were named the outstanding players of the 1980 Sun Bowl.

## 1983 ORANGE BOWL NEBRASKA - 21 LSU - 20



Score by Quarters	1	2	3	4	Final
LSU	7	7	3	3	20
Nebraska	7	0	7	7	21

Statistics	Nebraska	LSU
First Downs	22	12
Rush Yards	219	38
Pass Yards	184	173
Total Yards	403	211

**Miami, Fla., Jan. 1, 1983** - Nebraska was its own worst enemy for most of the game, but the Huskers pulled out a 21-20 victory over LSU with a strong second half.

After jumping out to an early 7-0 lead, NU appeared poised for another score following an interception. But Nebraska turned the ball right back over to set up a tying Tiger touchdown. The Huskers then fumbled the ball away at the LSU 15, forced a punt and fumbled it at their own 45 to set up another LSU score. Then NU threw an interception and was thankful to be down only 14-7 at halftime.

The second half did not start out any better, as NU missed a field goal and fumbled again to set up a field goal that gave LSU a 17-7 lead. But down 10 points, the Husker offense came alive, driving 80 yards in 12 plays to score on an 11-yard pass from Turner Gill to Mike Rozier, and going 47 yards in seven plays to regain the lead, 21-17, early in the fourth quarter on a one-yard run by Gill.

Another interception set up an LSU field goal that cut the margin to 21-20. But the Husker offense sealed the win by eating up the final 5:05.

## 1985 SUGAR BOWL NEBRASKA - 28 LSU - 10



Score by Quarters	1	2	3	4	Final
LSU	3	7	0	0	10
Nebraska	0	7	7	14	28

Statistics	Nebraska	LSU
First Downs	23	21
Rush Yards	280	183
Pass Yards	143	221
Total Yards	423	404

**New Orleans, La., Jan. 1, 1985** - Senior quarterback Craig Sundberg closed out his career in grand style, as he led the Huskers back from a 10-0 first-half deficit to a 28-10 win over Louisiana State in the 51st annual Sugar Bowl.

LSU scored on two of its first three possessions to grab the early lead, but after a rocky start, the Sundberg-led NU offense put up 28 unanswered points. Two of the Huskers' four touchdowns were set up by a defense that forced six Tiger turnovers, including five interceptions.

Doug DuBose helped spark Nebraska with a 102-yard rushing effort, but it was Sundberg who provided most of the punch and was named the game's most valuable player. Starting for the first time since arm trouble knocked him out of the starting lineup at midseason, Sundberg completed 10-of-15 passes for 143 yards, threw for three touchdowns and ran for the go-ahead score on a nine-yard sprint 6:46 into the second half. Sundberg's three touchdown passes tied a Nebraska bowl record. Two of those scoring tosses went to tight end Todd Frain, tying another NU bowl mark.

## 1982 ORANGE BOWL CLEMSON - 22 NEBRASKA - 15



Score by Quarters	1	2	3	4	Final
Clemson	6	6	10	0	22
Nebraska	7	0	0	8	15

Statistics	Nebraska	Clemson
First Downs	13	17
Rush Yards	193	155
Pass Yards	63	134
Total Yards	256	289

**Miami, Fla., Jan. 1, 1982** - The battle between top-ranked Clemson and No. 4 Nebraska was for the national title as No. 2 Georgia and No. 3 Alabama lost their bowl games. The dream of a third national title in 12 years was not to be for the Huskers, as their own errors and standout performances by Clemson quarterback Homer Jordan and the Tiger defense gave the South Carolina school its first national title and a 12-0 season with a 22-15 victory.

The Tigers scored first on a 41-yard field goal to take a 3-0 lead, but NU came back and took a 7-3 lead midway through the first quarter on a 25-yard TD pass from I-back Mike Rozier to wingback Anthony Steels.

The opportunistic Tigers then took advantage of Husker errors to score 19 unanswered points and led 22-7 after three periods. Early in the fourth quarter, the Huskers came back on a 26-yard scoring run and a two-point conversion by Roger Craig, cutting the margin to 22-15. But an eighth untimely penalty stopped another promising drive moments later, and the elusive Jordan ate up all but six seconds of the last 5:24.

## 1984 ORANGE BOWL MIAMI - 31 NEBRASKA - 30



Score by Quarters	1	2	3	4	Final
Miami	17	0	14	0	31
Nebraska	0	14	3	13	30

Statistics	Nebraska	Miami
First Downs	25	22
Rush Yards	306	130
Pass Yards	172	300
Total Yards	478	430

**Miami, Fla., Jan. 2, 1984** - In one of the most exciting bowl games ever played, No. 4 Miami overcame two rallies from double-digit deficits from No. 1 Nebraska to win the national championship. The game was decided when strong safety Ken Calhoun knocked Turner Gill's two-point PAT pass out of Jeff Smith's hands with 48 seconds left in the game, preserving a 31-30 home-field win for Miami.

Behind Bernie Kosar, Miami jumped to a quick 17-0 first-quarter lead and never trailed. The Huskers rallied to score two second-quarter touchdowns, then tied the game early in the second half on a Scott Livingston field goal, but Miami scored twice in a five-minute span later in the third period to put the visitors in a 31-17 hole.

Jeff Smith came in for injured Heisman Trophy winner Mike Rozier and rushed for 99 yards and two touchdowns, the second, a 24-yarder on fourth-and-eight, to get the Huskers within 31-30. Coach Tom Osborne eschewed the PAT kick, and a tie that would have assured Nebraska the national title, and decided to go for it all. But, thanks to Calhoun, Gill, Smith and Osborne came up just short.

## 1986 FIESTA BOWL MICHIGAN - 27 NEBRASKA - 23



Score by Quarters	1	2	3	4	Final
Michigan	3	0	24	0	27
Nebraska	0	14	0	9	23

Statistics	Nebraska	Michigan
First Downs	20	16
Rush Yards	304	171
Pass Yards	66	63
Total Yards	370	234

**Tempe, Ariz., Jan. 1, 1986** - After building a 14-3 halftime lead, Nebraska self-destructed in the third quarter and was never able to recover completely in dropping a 27-23 decision to Michigan in the Sunkist Fiesta Bowl.

The Huskers used a pair of second-quarter touchdowns by I-back Doug DuBose to take the lead, but a fumble on the third play of the second half set up a 21-yard Wolverine touchdown drive that cut the NU margin to 14-10. Nebraska fumbled again on the second play after the ensuing kickoff, setting up a 38-yard touchdown drive that put Michigan up for good, 17-14.

Nebraska's next drive stalled after one first down, and the Wolverines blocked Dan Wingard's punt, recovering it at the NU six-yard line. The Nebraska defense held, and a 19-yard Pat Moons field goal made it 20-14 Michigan, 8:18 into the second half. Later in the period, the Maize and Blue took advantage of two pass interference penalties to score another touchdown to build what proved to be an insurmountable 27-14 lead.

# NEBRASKA'S ALL-TIME BOWL GAMES

## 1987 SUGAR BOWL NEBRASKA - 30 LSU - 15



Score by Quarters	1	2	3	4	Final
LSU	7	0	0	8	15
Nebraska	0	10	7	13	30

Statistics	Nebraska	LSU
First Downs	22	10
Rush Yards	242	32
Pass Yards	110	159
Total Yards	352	191

**New Orleans, La., Jan. 1, 1987** - Louisiana State had a 66-yard touchdown drive in the first three minutes of the contest and another 66-yard touchdown drive in the last three minutes of the game. In between, Nebraska dominated the Tigers by running off 30 unanswered points to post a 30-15 win in the USF&G Sugar Bowl, the Huskers' 25th bowl appearance.

Between those two Tiger drives, Nebraska gained 334 yards to LSU's 59, and had a first-down advantage of 22-3. The Huskers made a remarkable recovery from a disheartening loss to Oklahoma at the end of the regular season and posted Nebraska's fourth bowl win over LSU in as many tries and the third in five years.

Steve Taylor became the second Nebraska quarterback in three years to win the Miller-Digby Trophy as the Sugar Bowl MVP. He completed 11-of-19 passes for 110 yards and one touchdown and rushed 20 times for 63 yards and another score. Of Taylor's 173 total offensive yards, 90 came in two drives in which the Huskers went from a 7-3 deficit to a 17-7 lead.

## 1989 ORANGE BOWL MIAMI - 23 NEBRASKA - 3



Score by Quarters	1	2	3	4	Final
Miami	7	13	0	3	23
Nebraska	0	0	3	0	3

Statistics	Nebraska	Miami
First Downs	10	20
Rush Yards	80	69
Pass Yards	55	285
Total Yards	135	354

**Miami, Fla., Jan. 2, 1989** - Second-ranked Miami's quickness, particularly on defense, proved to be too much for No. 6 Nebraska, as the Hurricanes dominated the Huskers, 23-3. Despite the win and a final 11-1 record, the Hurricanes were unable to lay claim to a second straight national title, which went to undefeated Notre Dame.

Although the Nebraska defense held the Miami offense to 354 total-offense yards, nearly 100 yards less than its season average, the Huskers never could get untracked against the Hurricanes' second-ranked defense. After leading the nation in rushing at 382.3 yards per game during the regular season, NU managed only 80 yards rushing against Miami and finished with 10 first downs.

NU needed a career-long 50-yard field goal by Gregg Barrios to capitalize on its only serious scoring threat. Early in the third quarter, Tahaun Lewis picked off a pass and returned it to the Miami 37. But the Huskers had to settle for Barrios' field goal, which prevented Nebraska's first shutout since the 1973 season.

## 1991 CITRUS BOWL GEORGIA TECH - 45 NEBRASKA - 21



Score by Quarters	1	2	3	4	Final
Georgia Tech	7	17	7	14	45
Nebraska	0	14	7	0	21

Statistics	Nebraska	Georgia Tech
First Downs	14	19
Rush Yards	126	190
Pass Yards	209	277
Total Yards	335	467

**Orlando, Fla., Jan. 1, 1991** - Despite a second-quarter rally, Nebraska was unable to overcome a 21-0 deficit as the Huskers fell to undefeated Georgia Tech, 45-21, in the Florida Citrus Bowl. The Yellow Jackets finished 11-0-1 with the victory and edged Colorado for the UPI national title, while the Buffaloes, who had beaten NU, 27-12, in November, claimed the AP crown.

Two freshmen gave Husker fans a ray of hope after Tech took a three-touchdown lead. All-Big Eight tight end Johnny Mitchell hauled in a 30-yard touchdown pass from Tom Haase, then I-back Derek Brown sprinted 50 yards to cut the margin to 21-14 with 5:07 left in the half. But that was as close as Nebraska would get, and running back William Bell's two fourth-quarter touchdowns sealed the Huskers' fate.

Mitchell finished the game with five receptions for an NU bowl record 138 yards, while Brown rushed for 99 yards, and Haase came off the bench to complete 14-of-21 passes for 209 yards and two touchdowns.

## 1988 FIESTA BOWL FLORIDA STATE - 31 NEBRASKA - 28



Score by Quarters	1	2	3	4	Final
Florida State	0	21	3	7	31
Nebraska	14	0	14	0	28

Statistics	Nebraska	Florida State
First Downs	20	26
Rush Yards	242	82
Pass Yards	142	375
Total Yards	384	457

**Tempe, Ariz., Jan. 1, 1988** - Florida State quarterback Danny McManush hit Ronald Lewis with a 15-yard, fourth-down touchdown pass with 3:07 left in the game to give Florida State a 31-28 win over Nebraska. The TD pass capped a 97-yard touchdown drive by the Seminoles, who had taken over at their three-yard line with 6:58 to go when a fumble kept the Huskers from putting the game away.

It was a frustrating day for Nebraska, which jumped to a 14-0 first-quarter lead on a short drive set up by a Richard Bell punt return, and a 52-yard punt return touchdown by Dana Brinson. The Husker defense held FSU to just 82 yards on the ground, including only 28 yards by standout tailback Sammie Smith. But McManush threw for 375 yards, his career high by 100 yards. He was named the offensive player of the game, while Husker tackle Neil Smith earned defensive honors.

Even after Florida State took the late lead, the Huskers almost rallied, but Steve Taylor's 58-yard pass to Morgan Gregory that advanced NU to the Seminole two-yard line was called back because of a penalty.

## 1990 FIESTA BOWL FLORIDA STATE - 41 NEBRASKA - 17



Score by Quarters	1	2	3	4	Final
Florida State	0	21	20	0	41
Nebraska	7	3	0	7	17

Statistics	Nebraska	Florida State
First Downs	18	18
Rush Yards	115	72
Pass Yards	207	422
Total Yards	322	494


**Tempe, Ariz., Jan. 1, 1990** - Fifth-ranked Florida State rode the arm of quarterback Peter Tom Willis and the talents of a bevy of quick, talented receivers to a 41-17 win over No. 6 Nebraska in the 19th Sunbist Fiesta Bowl.

NU had the lead twice in the first half after driving 69 yards for a touchdown on their first possession, and taking a 10-7 lead on a field goal in the second period.

From then on, it was all FSU. The Seminoles scored touchdowns on five of their next seven possessions to build a 41-10 lead at the end of three quarters. In the process, Willis had the best passing day ever against NU in a bowl game, completing 25-of-40 passes for 422 yards and five touchdowns.

For the second straight year, the Huskers faced a bowl opponent that was probably the best team in the nation, but had virtually no hope of winning the national title because of untimely defeats early in the year. FSU lost its first two games in 1989 to Southern Mississippi and Clemson, then roared back to win its last 10, including a 24-10 victory over eventual No. 1 Miami.

## 1992 ORANGE BOWL MIAMI - 22 NEBRASKA - 0



Score by Quarters	1	2	3	4	Final
Miami	13	0	9	0	22
Nebraska	0	0	0	0	0

Statistics	Nebraska	Miami
First Downs	9	25
Rush Yards	82	182
Pass Yards	89	257
Total Yards	171	439

**Miami, Fla., Jan. 1, 1992** - No. 1-ranked Miami, playing on its home field for at least a share of its fourth national title in nine years, used overwhelming team speed and a smothering defense to blank Nebraska, 22-0. It was the Cornhuskers' first shutout defeat in 221 games since the 1973 season.

The win left the Hurricanes 12-0 on the season with a split national title, joining a 12-0 Washington team that beat Nebraska, 36-21, at Lincoln in September. The Hurricanes were No. 1 in the Associated Press poll, while the Huskies claimed the top spot in the USA Today/CNN Coaches poll. It was the second straight year for a split title, and for the second straight year Nebraska, 9-2-1, lost to both teams involved, having been defeated by Colorado and Georgia Tech the previous season.

Miami held Nebraska to 82 rushing yards after the Huskers had won the NCAA rushing title in the regular season at 353.2 yards per game.

# NEBRASKA'S ALL-TIME BOWL GAMES

## 1993 ORANGE BOWL FLORIDA STATE - 27 NEBRASKA - 14



Score by Quarters	1	2	3	4	Final
Florida State	7	13	7	0	27
Nebraska	0	7	0	7	14

Statistics	Nebraska	Florida State
First Downs	13	23
Rush Yards	144	221
Pass Yards	146	215
Total Yards	290	436

**Miami, Fla., Jan. 1, 1993** - The Seminoles scored 20 straight points to open the game and cruised to a 27-14 victory.

Nebraska had missed on two field goal opportunities, while Florida State was good on two attempts. After Nebraska stalled on its first possession of the second half, the Seminoles put together an 85-yard drive to go up 27-7. That would prove to be FSU's last score, as the Husker defense forced the Seminoles to punt on all of their five remaining possessions. Tommie Frazier connected with Gerald Armstrong on a one-yard pass with 10 minutes remaining in the fourth quarter to pull within 13, but two interceptions thwarted the comeback bid.

The No. 11 Huskers turned the ball over three times after leading the nation in turnover margin during the regular season. NU was limited to 144 yards rushing after leading the nation in that category during the regular season.

NU dropped to 9-3 on the season and finished 14th in the final polls, its 24th consecutive year finishing in the AP top 25. FSU finished second to Alabama in the rankings.

## 1995 ORANGE BOWL NEBRASKA - 24 MIAMI - 17



Score by Quarters	1	2	3	4	Final
Miami	10	0	7	0	17
Nebraska	0	7	2	15	24

Statistics	Nebraska	Miami
First Downs	20	14
Rush Yards	199	29
Pass Yards	106	248
Total Yards	305	277

**Miami, Fla., Jan. 1, 1995** - Behind a pair of fourth-quarter touchdown runs by fullback Cory Schlesinger, No. 1 Nebraska defeated third-ranked Miami, 24-17, to capture its first national title since 1971. The title was the first for NU Head Coach Tom Osborne, whose teams fell just short in the 1982, 1984 and 1994 Orange Bowls.

After spotting the Hurricanes a 10-0 advantage at the end of the first quarter, the Huskers trailed 10-7 at half following a second-quarter Brook Berringer 19-yard touchdown pass to Mark Gilman. Miami extended the margin to 17-7 on a 44-yard touchdown pass five plays into the third quarter, but would not score again.

On Miami's next possession, Dwayne Harris sacked Frank Costa for a safety. In the fourth quarter, Schlesinger scored from 15 yards out and NU converted its two-point try to tie the game at 17-17. After forcing a three-and-out on Miami's next possession, Nebraska marched 58 yards on six plays before Schlesinger's 14-yard score gave the Huskers a 24-17 lead. Kareem Moss ended any Hurricane comeback hopes with an interception.

## 1996 ORANGE BOWL NEBRASKA - 41 VIRGINIA TECH - 21



Score by Quarters	1	2	3	4	Final
Virginia Tech	7	7	7	0	21
Nebraska	0	17	14	10	41

Statistics	Nebraska	Virginia Tech
First Downs	25	22
Rush Yards	279	193
Pass Yards	136	214
Total Yards	415	407

**Miami, Fla., Dec. 31, 1996** - Nebraska used strong performances from I-back Damon Benning and quarterback Scott Frost to down 10th-ranked Virginia Tech, 41-21.

The sixth-ranked Huskers picked up their third straight bowl victory, as Benning rushed for 95 yards and scored on touchdown runs of 33 and six yards.

The Hokies led 7-0 after the first quarter, before Nebraska scored 17 straight points. Kris Brown's 25-yard field goal cut the Hokie lead to 7-3, before Scott Frost scored on a five-yard touchdown run. The NU defense pushed the margin to 17-7 after Jason Peter recovered a fumble and raced 31 yards for a touchdown.

Jim Druckenmiller threw a pair of touchdown passes to close the gap to 24-21 midway through the third quarter before NU scored the final 17 points. Benning scored on a six-yard run, while Brown added a 37-yard field goal before a 22-yard touchdown run by Frost with three minutes left clinched the victory.

## 1994 ORANGE BOWL FLORIDA STATE - 18 NEBRASKA - 16



Score by Quarters	1	2	3	4	Final
Florida State	0	6	9	3	18
Nebraska	0	7	0	9	16

Statistics	Nebraska	Florida State
First Downs	20	22
Rush Yards	183	47
Pass Yards	206	286
Total Yards	389	333

**Miami, Fla., Jan. 1, 1994** - Nebraska came up just short against Florida State, losing 18-16 in the final seconds of the national title game. NU entered the game ranked first in the coaches poll, while FSU was No. 1 in the AP poll.

Nebraska had a punt return for a touchdown called back, but the Huskers still led 7-6 at the half on the strength of a Tommie Frazier 34-yard touchdown pass to Reggie Baul. In the third quarter, FSU scored on a one-yard TD run and followed with a 39-yard field goal for a 15-7 lead. NU answered when Lawrence Phillips scored from 12 yards out on the first play of the fourth quarter to make it 15-13.

Late in the fourth quarter, Frazier sprinted down to the FSU 4, setting up a Byron Bennett 27-yard field goal that put NU on top 16-15 with 1:16 remaining. FSU Heisman Trophy winner Charlie Ward then led the Seminoles downfield, and Scott Bentley kicked a 22-yard field goal with 21 seconds left to give FSU an 18-16 lead.

Frazier came right back and hit Trumane Bell for a 29-yard gain and the Huskers were able to call timeout with one second remaining to set up a game-winning 45-yard field goal attempt that sailed wide left.

## 1996 FIESTA BOWL NEBRASKA - 62 FLORIDA - 24



Score by Quarters	1	2	3	4	Final
Florida	10	0	8	6	24
Nebraska	6	29	14	13	62

Statistics	Nebraska	Florida
First Downs	27	15
Rush Yards	524	-28
Pass Yards	105	297
Total Yards	629	269

**Tempe, Ariz., Jan. 2, 1996** - In one of the greatest performances in college football history, top-ranked Nebraska became only the second team ever to post perfect back-to-back national championship seasons with a 62-24 victory over No. 2 Florida. The 38-point margin was the second largest in a No. 1 vs. No. 2 showdown.

The Huskers trailed 10-6 at the end of the first period before striking for 29 unanswered points in the second quarter. Lawrence Phillips' 42-yard score gave NU a 13-10 advantage. Jamel Williams then sacked Danny Wuerffel for a safety and NU added an Ahman Green touchdown run on the ensuing possession. After Kris Brown's field goal made it 25-10, Michael Booker intercepted a Wuerffel pass and returned it 42 yards for a touchdown, giving the Huskers a 32-10 cushion. Brown's second field goal of the quarter extended the lead to 35-10 at halftime.

Tommie Frazier scored on a pair of long touchdowns in the second half - including a 75-yard TD run - to finish with 199 yards rushing. NU rushed for an NCAA bowl-record 524 yards in the performance and held Florida to minus-28 yards on the ground.

## 1998 ORANGE BOWL NEBRASKA - 42 TENNESSEE - 17



Score by Quarters	1	2	3	4	Final
Tennessee	0	3	6	8	17
Nebraska	7	7	21	7	42

Statistics	Nebraska	Tennessee
First Downs	30	16
Rush Yards	409	128
Pass Yards	125	187
Total Yards	534	315

**Miami, Fla., Jan. 2, 1998** - Nebraska sent Tom Osborne out on top in his final game as head coach, as the Huskers defeated Tennessee, 42-17, giving Coach Osborne his third undefeated national championship season in four years.

In a showdown between two of the top offenses in the nation, the Husker defense would steal the spotlight early, forcing a pair of Vol turnovers that led directly to touchdowns. Ahman Green opened the scoring from one yard out, before Shevin Wiggins' 10-yard TD run.

Leading 14-3 at halftime, Nebraska exploded for 21 points in the third quarter. The Huskers used a strong ground game to take control in the decisive quarter. Frost opened the period with touchdown runs of one and 11 yards, before Green scored from 22 yards out. Frost then added a nine-yard TD run in the fourth quarter to put NU in front 42-10.

Green rushed for an Orange Bowl-record 206 yards and two touchdowns, including 159 yards in the third quarter alone. Overshadowed in the offensive effort was a defense that held UT quarterback Peyton Manning to a season-low 134 yards in the air and forced three turnovers.

# NEBRASKA'S ALL-TIME BOWL GAMES

## 1998 HOLIDAY BOWL ARIZONA - 23 NEBRASKA - 20



Score by Quarters	1	2	3	4	Final
Arizona	6	3	0	14	23
Nebraska	0	13	0	7	20

Statistics	Nebraska	Arizona
First Downs	12	16
Rush Yards	87	107
Pass Yards	193	158
Total Yards	280	265

**San Diego, Calif., Dec. 30, 1998** - Kelvin Eafon's one-yard touchdown run with 6:08 remaining lifted fifth-ranked Arizona to a 23-20 victory over No. 14 Nebraska, ending the Huskers' four-game bowl winning streak.

In a wild fourth quarter that saw three lead changes, the Huskers rallied from a 16-13 deficit as Eric Crouch connected with Tracey Wistrom for a four-yard touchdown to give the Huskers a 20-16 lead with 10:55 remaining.

Arizona came right back on its next possession, driving 68 yards on nine plays, capped by Eafon's touchdown. NU had a final opportunity to regain the lead, driving to the UA 46-yard line before an Arizona interception.

NU erased a 9-0 deficit to lead 13-9 at the half thanks to two Arizona turnovers. Loran Kaiser's fumble recovery set up a 25-yard field goal by Kris Brown. On the Huskers' next possession, Crouch found wingback Shevin Wiggins for a 44-yard touchdown that gave the Huskers a 10-9 advantage. On the ensuing kickoff, Billy Legate forced a Wildcat fumble deep in UA territory, leading to Brown's second field goal of the half as time expired.

## 2000 FIESTA BOWL NEBRASKA - 31 TENNESSEE - 21



Score by Quarters	1	2	3	4	Final
Tennessee	0	7	7	7	21
Nebraska	14	3	7	7	31

Statistics	Nebraska	Tennessee
First Downs	23	17
Rush Yards	321	44
Pass Yards	148	267
Total Yards	469	311

**Tempe, Ariz., Jan. 2, 2000** - No. 3 Nebraska defeated No. 6 Tennessee, 31-21, to finish the season 12-1 and ranked No. 2 in the AP poll.

NU jumped out to a 14-0 first-quarter lead, scoring on a Dan Alexander seven-yard touchdown run and on a 60-yard punt return by Bobby Newcombe. A Josh Brown 31-yard field goal and a UT touchdown in the final seconds of the half gave the Huskers a 17-7 halftime advantage.

After the Vols closed to within 17-14 early in the third quarter, the Huskers responded by marching 96 yards in nine plays. Fullback Willie Miller set up the touchdown with a career-long 47-yard run. NU scored on the next play, as Eric Crouch connected with Aaron Golliday for a 13-yard touchdown pass to give the Huskers a 24-14 lead.

NU put the game out of reach with a 10-play, 99-yard drive, capped by Correll Buckhalter's two-yard touchdown run. Alexander rushed for 108 yards against the nation's seventh-best rush defense. In the final game for Defensive Coordinator Charlie McBride, the Blackshirts held the Vols to just 44 yards rushing and forced two interceptions.

## 2000 ALAMO BOWL NEBRASKA - 66 NORTHWESTERN - 17



Score by Quarters	1	2	3	4	Final
Northwestern	3	14	0	0	17
Nebraska	7	31	21	7	66

Statistics	Nebraska	Northwestern
First Downs	28	14
Rush Yards	476	232
Pass Yards	160	151
Total Yards	636	383

**San Antonio, Texas, Dec. 30, 2000** - Nebraska scored an NU and NCAA bowl record 66 points while dominating Big Ten co-champion Northwestern, 66-17.

Trailing 10-7 early in the second quarter, the Huskers exploded for an NCAA bowl-record tying 31-point second quarter. Overall, NU outscored Northwestern 59-7 after the Wildcats took their only lead of the game.

Eric Crouch opened NU's second-quarter scoring with a 50-yard touchdown run. NU then scored 24 straight before Northwestern's Damien Anderson ran for a 69-yard score. Bobby Newcombe's 58-yard touchdown reception gave NU a 38-17 halftime lead.

A 21-point third quarter, including Matt Davison's 69-yard touchdown reception for Newcombe, put NU ahead 59-17. Place-kicker Josh Brown tied the NCAA bowl record for extra-point kick attempts (9) and extra-point kicks made (9). Dan Alexander ran for an NU bowl-record 240 rushing yards. As a team, the Huskers had an Alamo Bowl-record 476 rushing yards.

## 2002 ROSE BOWL MIAMI - 37 NEBRASKA - 14



Score by Quarters	1	2	3	4	Final
Miami	7	27	0	3	37
Nebraska	0	0	7	7	14

Statistics	Nebraska	Miami
First Downs	16	18
Rush Yards	197	110
Pass Yards	62	362
Total Yards	259	472

**Pasadena, Calif., Jan. 3, 2002** - Playing in front of a sellout partisan Nebraska crowd, the Huskers fell to Miami 37-14 in the BCS national championship game.

Miami came out strong from the start and gained 472 yards of total offense, including 362 yards passing by quarterback Ken Dorsey. The victory capped Miami's perfect 12-0 campaign under first-year head coach Larry Coker. The 11-2 Huskers were held to a season-low 259 yards, including 197 on the ground.

The Hurricanes opened the scoring, capitalizing on a trio of first-half Husker turnovers. Miami converted the miscues into 14 points, helping the Hurricanes build a 34-point halftime lead.

Fullback Judd Davies got Nebraska on the board late in the third quarter with a 16-yard TD run to cut the lead to 34-7. The Huskers closed to within 20 points after DeJuan Groce returned a Miami punt 71 yards for a touchdown with more than 14 minutes remaining. Miami's Todd Sievers kicked a 37-yard field goal to account for the final 37-14 margin.

## 2002 INDEPENDENCE BOWL MISSISSIPPI - 27 NEBRASKA - 23



Score by Quarters	1	2	3	4	Final
Mississippi	0	14	10	3	27
Nebraska	3	14	3	3	23

Statistics	Nebraska	Mississippi
First Downs	17	20
Rush Yards	266	52
Pass Yards	93	313
Total Yards	359	365

**Shreveport, La., Dec. 27, 2002** - DeJuan Groce tied an NCAA record with his fourth punt return touchdown of the season, but the Huskers fell to Ole Miss, 27-23, in a loss that left NU with a 7-7 record, ending its streak of winning seasons at 40 straight. The loss also snapped the Huskers' 11-game bowl winning streak against teams from the Southeastern Conference.

Nebraska jumped to a 10-0 lead in the game's first 17 minutes, as Josh Brown connected on a 29-yard field goal before Jammal Lord found Matt Herian for a 41-yard second-quarter touchdown.

Eli Manning cut NU's lead to 10-7 with an 11-yard touchdown pass to Kerry Johnson before Groce's punt return put the Huskers up 17-7. Toward Sanford scored from one yard out to pull the Rebels within three at the half.

In the second half, Nebraska managed just 97 total yards and two field goals. The teams exchanged field goals before Sanford's second one-yard scoring run gave the Rebels a 24-20 edge. Ole Miss added another field goal with 4:38 remaining after NU had cut the lead to 24-23.

## 2003 ALAMO BOWL NEBRASKA - 17 MICHIGAN STATE - 3



Score by Quarters	1	2	3	4	Final
Michigan State	3	0	0	0	3
Nebraska	3	14	0	0	17

Statistics	Nebraska	Michigan State
First Downs	20	13
Rush Yards	229	45
Pass Yards	160	156
Total Yards	389	174

**San Antonio, Texas, Dec. 29, 2003** - Behind a stifling defense, No. 22 Nebraska picked up its 10th victory of the year with a 17-3 win over Michigan State.

Under Interim Head Coach Bo Pelini, the Blackshirts recorded five sacks and intercepted three passes to hold the Spartans to three points, equaling the lowest point total ever by a Husker bowl opponent.

NU held MSU without a touchdown and just 174 total yards, more than 200 yards below its season average. While the Blackshirts kept MSU in check, Cory Ross did the offensive damage, rushing for 138 yards and two touchdowns on a school-record 37 carries. Ross scored on TD runs of 2 and 6 yards, as NU built a 14-point halftime lead that would hold up after a scoreless second half.

The Husker defense forced its first turnover when Daniel Bullocks intercepted Jeff Smoker at the NU 36-yard line. The Huskers quickly took advantage, as Ross scored the first of two second-quarter touchdowns, giving the Huskers a 10-3 lead they would not relinquish.

# NEBRASKA'S ALL-TIME BOWL GAMES

## 2005 ALAMO BOWL NEBRASKA - 32 MICHIGAN - 28



Score by Quarters	1	2	3	4	Final
Michigan	7	7	7	7	28
Nebraska	7	7	3	15	32

Statistics	Nebraska	Michigan
First Downs	16	23
Rush Yards	151	130
Pass Yards	167	270
Total Yards	318	400

**San Antonio, Texas, Dec. 28, 2005** - Nebraska produced its greatest bowl comeback in school history, overcoming a 28-17 deficit with less than nine minutes left on its way to a thrilling 32-28 victory over No. 20 Michigan.


Nebraska jumped out to a 7-0 lead after a 52-yard touchdown pass from Zac Taylor to Terrence Nunn. Michigan answered with a pair of Chad Henne touchdown passes, before Taylor responded with another strike to Nate Swift to tie the game at the half.

Jordan Congdon kicked his school-record 19th field goal of the season to give NU a 17-14 lead midway through the third quarter, before Henne threw for a touchdown and ran for another score to put the Wolverines in front by 11.

Cory Ross, who earned MVP honors after rushing for 161 yards on 28 carries, led NU back with a 31-yard touchdown burst with 8:08 left. Taylor then hit Todd Peterson for the two-point conversion to trim Michigan's lead to 28-25. Following a Michigan fumble, Taylor hit Nunn with the game-winning 13-yard touchdown strike with 4:29 remaining.

The game's final play was a series of laterals that covered 62 yards and went all the way down to the NU 13.

## 2009 GATOR BOWL NEBRASKA - 26 CLEMSON - 21



Score by Quarters	1	2	3	4	Final
Clemson	0	14	7	0	21
Nebraska	0	3	20	3	26

Statistics	Nebraska	Clemson
First Downs	14	14
Rush Yards	125	4
Pass Yards	236	206
Total Yards	361	210

**Jacksonville, Fla., Jan. 1, 2009** - Nebraska scored 16 unanswered points to rally from an 11-point halftime deficit and post a 26-21 win over Clemson.

All 21 Clemson points came off turnovers, as the Blackshirts held the Tigers to just 210 total yards, including only four yards rushing on 26 attempts. Clemson scored first when DeAndre McDaniels found the end zone on a 28-yard fumble recovery. NU answered with an Alex Henery field goal before an interception set Clemson up for a 25-yard touchdown pass with 19 seconds remaining in the first half.

On the first drive of the third quarter, Joe Ganz found Nate Swift for a 17-yard touchdown pass to close the gap to four. Following a fumbled punt, Clemson took over near midfield and completed a 41-yard touchdown pass to put the Tigers on top 21-10.

Ganz then found Todd Peterson for a 19-yard touchdown midway through the third quarter to open the run of 16 unanswered points. Henery secured the win by booting three field goals over the final 20 minutes.

Ganz, the game's MVP, completed 19-of-36 passes and threw for a Nebraska bowl-record 236 yards in the win.

## 2010 HOLIDAY BOWL WASHINGTON - 19 NEBRASKA - 7



Score by Quarters	1	2	3	4	Final
Nebraska	0	7	0	0	7
Washington	10	0	7	2	19

Statistics	Nebraska	Washington
First Downs	14	21
Rush Yards	91	268
Pass Yards	98	72
Total Yards	189	340

**San Diego, Calif., Dec. 30, 2010** - Nebraska struggled to find its offensive rhythm against an inspired Washington defense in a 19-7 loss to the Huskies in the Bridgepoint Education Holiday Bowl at Qualcomm Stadium.

With the loss, the Huskers finished with a 10-4 mark for the second straight season.

NU managed just 91 rushing yards as a team, led by Rex Burkhead's 39 yards on 12 carries and Roy Helu's 34 yards on 11 carries. Helu closed his career as NU's No. 4 all-time leading rusher with 3,404 yards, including 1,245 in 2010.

Chris Polk led the way for the Huskies with 177 yards on 34 carries. The Huskies amassed 268 yards on the ground to overcome another struggle in the air for Jake Locker against the Blackshirt secondary. Locker finished just 5-of-16 passing for 56 yards.

Along with the strong running performance, the Huskies got help from the Huskers who committed 12 penalties for 102 yards, as well as turning the ball over twice on one fumble and one interception.

## 2007 COTTON BOWL AUBURN - 17 NEBRASKA - 14



Score by Quarters	1	2	3	4	Final
Auburn	7	7	3	0	17
Nebraska	7	7	0	0	14

Statistics	Nebraska	Auburn
First Downs	17	12
Rush Yards	104	67
Pass Yards	126	111
Total Yards	230	178

**Dallas, Texas, Jan. 1, 2007** - In a classic defensive struggle, No. 10 Auburn managed the only points of the second half on a 42-yard John Vaughn third-quarter field goal to defeat No. 22 Nebraska, 17-14. The Huskers fell to the Tigers despite surrendering just 178 total yards, as both Auburn touchdowns came in the first half on drives of less than 15 yards following NU turnovers.

Nebraska was in position to tie or win the game late in the fourth quarter after senior linebacker Stewart Bradley recovered an Auburn fumble at the Tiger 42 with 5:24 remaining. The Huskers drove to the Auburn 27 before facing a fourth-and-11 at the 30. NU elected to go for it, but Zac Taylor's pass fell incomplete. NU's field goal attempt would have been from 47 yards out and the longest Husker field goal of the 2006 season was just 40 yards.

Nebraska scored on its opening possession, going 80 yards in 15 plays capped by Nate Swift's 13-yard scoring reception. Brandon Jackson reeled off a 20-yard run to tie the game with nine minutes to play in the first half. Vaughn posted the winning points in the third quarter, handing NU its fourth loss to a top-10 team on the year.

## 2009 HOLIDAY BOWL NEBRASKA - 33 ARIZONA - 0



Score by Quarters	1	2	3	4	Final
Arizona	0	0	0	0	0
Nebraska	10	13	10	0	33

Statistics	Nebraska	Arizona
First Downs	19	6
Rush Yards	223	63
Pass Yards	173	46
Total Yards	396	109

**San Diego, Calif., Dec. 30, 2009** - In one of Nebraska's most dominant bowl performances in history, the No. 20 Cornhuskers registered their first-ever bowl shutout with a 33-0 whitewashing of Arizona in the 2009 Pacific Life Holiday Bowl at Qualcomm Stadium. It was also the first bowl shutout in Big 12 Conference history.

NU notched its first 10-win season since 2003, while the 33-point victory marked its largest bowl-game margin since a 66-17 win over Northwestern in the 2000 Alamo Bowl.

Led by All-American defensive tackle Ndamukong Suh and Holiday Bowl Defensive MVP Matt O'Hanlon, the Blackshirts' performance was near perfection, surrendering just 109 total yards. The only serious Wildcat threat came on the final drive, when they produced 72 of their 109 yards.

An efficient and balanced offense led by Offensive MVP Niles Paul finished with 396 total yards, including 223 rushing yards and 173 passing yards. Paul had four receptions for 123 yards, including an NU bowl-record 74-yard touchdown catch. He finished the night with 237 all-purpose yards, while fellow junior Alex Henery went 4-for-4 on field goals.

## 2012 CAPITAL ONE BOWL SOUTH CAROLINA - 30 NEBRASKA - 13



Score by Quarters	1	2	3	4	Final
Nebraska	13	0	0	0	13
South Carolina	9	7	0	14	30

Statistics	Nebraska	South Carolina
First Downs	17	16
Rush Yards	137	121
Pass Yards	116	230
Total Yards	253	351

**Orlando, Fla., Jan. 1, 2012** - No. 20 Nebraska jumped to a 13-9 lead at the end of the first quarter, but No. 9 South Carolina scored the game's final 21 points in the Huskers' 30-13 loss in the Capital One Bowl at Florida Citrus Bowl Stadium.

Nebraska ended its 2011 season with a 9-4 overall record, its fourth consecutive nine-win season.

Nebraska scored first when Taylor Martinez hit Kenny Bell on a 30-yard touchdown strike just over three minutes into the game. Brett Maher's extra-point attempt was then blocked and scooped up by South Carolina's Stephon Gilmore, who raced the other way for a two-point return.

USC used that momentum to take the lead on a Connor Shaw touchdown run on the ensuing drive before NU answered with its second straight touchdown, an Ameer Abdullah 1-yard run to go ahead 13-9. The Huskers held that lead before Martinez threw an interception with 38 seconds left in the half. Alshon Jeffery then caught a 51-yard hail mary touchdown pass on the final play of the half.

Nebraska was unable to recover from the deflating end to the first half, as USC scored two fourth-quarter touchdowns while limiting NU to 64 yards in the second half.

# NEBRASKA'S ALL-TIME BOWL GAMES

## 2013 CAPITAL ONE BOWL GEORGIA - 45 NEBRASKA - 31



Score by Quarters	1	2	3	4	Final
Nebraska	14	10	7	0	31
Georgia	16	7	8	14	45

Statistics	Nebraska	Georgia
First Downs	26	23
Rush Yards	239	162
Pass Yards	204	427
Total Yards	443	589

**Orlando, Fla., Jan. 1, 2013** - No. 16 Nebraska hung tough with No. 7 Georgia for three quarters, but a pair of Bulldog touchdown passes in the fourth quarter provided the margin in the Huskers' 45-31 loss in the Capital One Bowl. Nebraska ended its 2012 campaign with a 10-4 overall record that included a 7-1 Big Ten mark and a Legends Division title. Georgia, the SEC runner-up, finished with a 12-2 overall mark.

Senior I-back Rex Burkhead led the Huskers with 140 yards and a touchdown on 25 carries, while adding four receptions for 39 yards and another score in his final game as a Husker.

Burkhead, who produced his 14th 100-yard rushing performance, closed his career with 3,329 yards at No. 5 on Nebraska's all-time rushing list. He also became the 10th player in NU history with 30 career rushing touchdowns. Burkhead's 357 rushing yards on 76 attempts in four bowl games are both Nebraska records.

Taylor Martinez added 46 yards on the ground to push his season rushing total past 1,000 yards. He finished with 1,019 rushing yards in 2012 as just the fourth Husker quarterback to produce a 1,000-yard campaign.

## 2014 HOLIDAY BOWL USC - 45 NEBRASKA - 42



Score by Quarters	1	2	3	4	Final
Nebraska	17	0	17	8	42
USC	10	14	21	0	45

Statistics	Nebraska	USC
First Downs	28	22
Rush Yards	144	194
Pass Yards	381	321
Total Yards	525	515

**San Diego, Calif., Dec. 27, 2014** - In a high-scoring shootout between two of college football's most storied programs, Tommy Armstrong Jr. racked up 422 yards of total offense, but Nebraska came up short on its final two drives of the fourth quarter in a 45-42 loss to No. 24 USC in the National University Holiday Bowl on Saturday night at Qualcomm Stadium.

Both teams finished their seasons with 9-4 records, while teaming up for 1,040 yards of total offense in the game. Nebraska finished with 525 total yards, including 379 passing and 146 rushing, while the Trojans managed 515 yards, including 321 through the air and 194 on the ground.

Armstrong, Nebraska's sophomore quarterback completed a career-high 32-of-51 passes for a career-best 381 yards and three touchdowns setting NU bowl records for yardage, completions and attempts, but his Hail Mary attempt on the game's final play was batted to the ground to seal the USC victory. Armstrong added 41 rushing yards on 12 carries, including a 15-yard touchdown run on fourth down midway through the fourth quarter. He followed up his scoring run with a two-point conversion pass to Kenny Bell to cut the USC lead to 45-42 after the Huskers trailed 45-27 late in the third quarter.

## 2016 MUSIC CITY BOWL TENNESSEE - 38 NEBRASKA - 24



Score by Quarters	1	2	3	4	Final
Nebraska	0	7	7	10	24
Tennessee	0	21	3	14	38

Statistics	Nebraska	Tennessee
First Downs	18	25
Rush Yards	61	230
Pass Yards	257	291
Total Yards	318	521

**Nashville, Tenn., Dec. 30, 2016** - Nebraska fell behind 14-0 midway through the first half and was not able to recover in a 38-24 loss to Tennessee in the Franklin American Mortgage Music City Bowl at Nissan Stadium.

Tennessee quarterback Josh Dobbs completed 23-of-38 passes for 291 yards and a touchdown, while adding 11 carries for 118 yards and a Music City Bowl-record three rushing touchdowns. Dobbs finished with 409 total yards and four scores to pace the Vols. Nebraska's Ryker Fyfe, who drew the start in place of injured four-year starting quarterback Tommy Armstrong Jr. for the Huskers, answered with 243 yards on 17-of-36 passing. Fyfe threw a pair of touchdown passes to senior receiver Brandon Reilly, who finished with four catches for 98 yards.

Nebraska got a strong effort from running back Devine Ozigbo, who finished with seven carries for 66 yards, but managed just 61 rushing yards as a team on 28 carries. The Huskers produced just 318 yards of total offense, while Tennessee piled up 521 total yards, including 230 rushing yards.

## 2014 GATOR BOWL NEBRASKA - 24 GEORGIA - 19



Score by Quarters	1	2	3	4	Final
Nebraska	0	10	14	0	24
Georgia	0	9	3	7	19

Statistics	Nebraska	Georgia
First Downs	14	22
Rush Yards	144	96
Pass Yards	163	320
Total Yards	307	416

**Jacksonville, Fla., Jan. 1, 2014** - Heroic efforts by Blackshirt defenders and the longest play from scrimmage in Nebraska football history sent a determined bunch of Husker seniors out with a dramatic 24-19 victory over No. 22 Georgia in the TaxSlayer.com Gator Bowl at EverBank Field on New Year's Day.

Nebraska, which secured its sixth consecutive nine-win season under Coach Bo Pelini, finished the 2013 campaign with a 9-4 record. Georgia closed its season at 8-5.

Senior wide receiver Quincy Enunwa capped one of the top receiving careers in school history with a career-high 129 yards on four receptions to earn TaxSlayer.com Gator Bowl MVP honors.

Enunwa hauled in a pair of touchdown passes on the day, including a decisive 99-yard catch from sophomore quarterback Tommy Armstrong Jr. on 3rd-and-14 midway through the third quarter.

The game-winning pass play was the longest play from scrimmage in Nebraska football and Gator Bowl history. The play was set up after Armstrong fumbled a shotgun snap on second down and managed to recover it just inches outside the NU end zone to save the Big Red from a safety that would have trimmed the Husker lead to 17-14.

## 2015 FOSTER FARMS BOWL NEBRASKA - 37 UCLA - 29



Score by Quarters	1	2	3	4	Final
UCLA	7	14	0	8	29
Nebraska	7	14	9	7	37

Statistics	Nebraska	UCLA
First Downs	31	17
Rush Yards	326	67
Pass Yards	174	319
Total Yards	500	386

**Santa Clara, Calif., Dec. 26, 2015** - Nebraska rolled for a season-high 326 rushing yards and 500 yards of total offense to ground UCLA's high-powered passing attack and claim a 37-29 win over the Bruins in the Foster Farms Bowl on Saturday night.

Nebraska stuck with a smash-mouth game plan all night, scoring 30 unanswered points after falling behind 21-7 in the second quarter at Levi's Stadium. Quarterback Tommy Armstrong Jr. accounted for 250 yards of total offense, including 76 rushing yards on 10 carries with one touchdown. He was also efficient through the air, completing 12-of-19 passes for 174 yards and another score to earn offensive MVP honors in the game.

The Big Red notched its sixth win of the season to finish 6-7 with wins in three of their last four games, beginning with handing Michigan State its only loss of the season. Six of Nebraska's losses were by one possession and the first five were by a total of just 13 points. UCLA ended its season 8-5.

## 2024 PINSTRIPE BOWL NEBRASKA - 20 BOSTON COLLEGE - 15



Score by Quarters	1	2	3	4	Final
Nebraska	0	13	7	0	20
Boston College	0	2	0	13	15

Statistics	Nebraska	Boston College
First Downs	21	20
Rush Yards	131	47
Pass Yards	232	301
Total Yards	363	348

**Bronx, N.Y., Dec. 28, 2024** - In a defensive battle, Nebraska built a sizeable lead then withstood a late Boston College rally for a 20-15 Pinstripe Bowl victory at Yankee Stadium. The win marked Nebraska's first bowl victory in nine years.

After a scoreless first quarter, Rahmir Johnson and Kwinten Ives each scored a rushing touchdown in the second quarter. Following Ives' touchdown, Boston College blocked the extra point and returned it for two points as NU led 13-2 at the half. Emmett Johnson caught a 13-yard touchdown pass on fourth down to give the Huskers a 20-2 lead late in the third quarter.

The Boston College offense scored its first points with a 64-yard touchdown drive that cut the lead to 20-8 with 6:11 remaining. A blocked punt following Nebraska's next possession set up a two-yard touchdown as the Eagles trimmed the deficit to 20-15. But Nebraska was able to run out the clock on its next possession.

Johnson, a New York native, was named MVP after rushing nine times for 60 yards. Dylan Raiola completed 22-of-30 passes and his 224 passing yards were the fifth-most in Nebraska's bowl history.



# NEBRASKA'S BOWL GAME HISTORY

## APPEARANCES BY SEASON

YEAR	BOWL	OPP. (RANK)	RESULT
1941	Rose	Stanford (7/2)	L, 13-21
1955	<b>Orange</b>	<b>Duke (--/14)</b>	<b>L, 7-34</b>
1962	Gotham	Miami (--/--)	W, 36-34
1964	<b>Orange</b>	<b>Auburn (6/5)</b>	<b>W, 13-7</b>
1965	Cotton	Arkansas (6/2)	L, 7-10#
1966	<b>Orange</b>	<b>Alabama (3/4)</b>	<b>L, 28-39#</b>
1967	Sugar	Alabama (6/3)	L, 7-34
1969	Sun	Georgia (14/--)	W, 45-6
1971	<b>Orange</b>	<b>Louisiana State (3/5)</b>	<b>W, 17-12#</b>
1972	<b>Orange</b>	<b>Alabama (1/2)</b>	<b>W, 38-6#</b>
1973	<b>Orange</b>	<b>Notre Dame (9/12)</b>	<b>W, 40-6</b>
1974	Cotton	Texas (12/8)	W, 19-3
1974	Sugar	Florida (8/18)	W, 13-10
1975	Fiesta	Arizona State (6/7)	L, 14-17
1976	Astro-BB	Texas Tech (13/9)	W, 27-24
1977	Liberty	North Carolina (12/14)	W, 21-17
1979	<b>Orange</b>	<b>Oklahoma (6/4)</b>	<b>L, 24-31</b>
1980	Cotton	Houston (7/8)	L, 14-17
1980	Sun	Mississippi State (8/17)	W, 31-17
1982	<b>Orange</b>	<b>Clemson (4/1)</b>	<b>L, 15-22#</b>
1983	<b>Orange</b>	<b>Louisiana State (3/13)</b>	<b>W, 21-20</b>
1984	<b>Orange</b>	<b>Miami (1/5)</b>	<b>L, 30-31#</b>
1985	Sugar	Louisiana State (4/12)	W, 28-10
1986	Fiesta	Michigan (7/5)	L, 23-27
1987	Sugar	Louisiana State (6/5)	W, 30-15
1988	Fiesta	Florida State (5/3)	L, 28-31
1989	<b>Orange</b>	<b>Miami (6/2)</b>	<b>L, 3-23</b>
1990	Fiesta	Florida State (6/5)	L, 17-41
1991	Citrus (Capital One)	Georgia Tech (19/2)	L, 21-45#
1992	<b>Orange</b>	<b>Miami (11/1)</b>	<b>L, 0-22#</b>
1993	<b>Orange</b>	<b>Florida State (11/3)</b>	<b>L, 14-27</b>
1994	<b>Orange</b>	<b>Florida State (2/1)</b>	<b>L, 16-18#</b>
1995	<b>Orange</b>	<b>Miami (1/3)</b>	<b>W, 24-17#</b>
1996	<b>Fiesta</b>	<b>Florida (1/2)</b>	<b>W, 62-24#</b>
1996	Orange	Virginia Tech (6/10)	W, 41-21
1998	<b>Orange</b>	<b>Tennessee (2/3)</b>	<b>W, 42-17#</b>
1998	Holiday	Arizona (14/5)	L, 20-23
2000	<b>Fiesta</b>	<b>Tennessee (3/6)</b>	<b>W, 31-21</b>
2000	Alamo	Northwestern (9/18)	W, 66-17
2002	Rose	Miami (4/1)	L, 14-37#
2002	Independence	Ole Miss (--/--)	L, 23-27
2003	Alamo	Michigan State (22/--)	W, 17-3
2005	Alamo	Michigan (--/20)	W, 32-28
2007	Cotton	Auburn (22/10)	L, 14-17
2009	Gator	Clemson (--/--)	W, 26-21
2009	Holiday	Arizona (20/22)	W, 33-0
2010	Holiday	Washington (18/--)	L, 7-19
2012	Capital One	South Carolina (20/9)	L, 13-30
2013	Capital One	Georgia (16/7)	L, 31-45
2014	Gator	Georgia (--/22)	W, 24-19
2014	Holiday	USC (25/24)	L, 42-45
2015	Foster Farms	UCLA (--/--)	W, 37-29
2016	Music City	Tennessee (24/--)	L, 24-38
2024	Pinstripe	Boston College (--/--)	W, 20-15

# National Championship Game for at least one of the two teams  
**Bold** denotes NU conference champion teams.

## APPEARANCES BY BOWL GAME

YEAR	BOWL	OPP. (RANK)	RESULT
1955	<b>Orange</b>	<b>Duke (--/14)</b>	<b>L, 7-34</b>
1964	<b>Orange</b>	<b>Auburn (6/5)</b>	<b>W, 13-7</b>
1966	<b>Orange</b>	<b>Alabama (3/4)</b>	<b>L, 28-39#</b>
1971	<b>Orange</b>	<b>Louisiana State (3/5)</b>	<b>W, 17-12#</b>
1972	<b>Orange</b>	<b>Alabama (1/2)</b>	<b>W, 38-6#</b>
1973	<b>Orange</b>	<b>Notre Dame (9/12)</b>	<b>W, 40-6</b>
1979	<b>Orange</b>	<b>Oklahoma (6/4)</b>	<b>L, 24-31</b>
1982	<b>Orange</b>	<b>Clemson (4/1)</b>	<b>L, 15-22#</b>
1983	<b>Orange</b>	<b>Louisiana State (3/13)</b>	<b>W, 21-20</b>
1984	<b>Orange</b>	<b>Miami (1/5)</b>	<b>L, 30-31#</b>
1989	<b>Orange</b>	<b>Miami (6/2)</b>	<b>L, 3-23</b>
1992	<b>Orange</b>	<b>Miami (11/1)</b>	<b>L, 0-22#</b>
1993	<b>Orange</b>	<b>Florida State (11/3)</b>	<b>L, 14-27</b>
1994	<b>Orange</b>	<b>Florida State (2/1)</b>	<b>L, 16-18#</b>
1995	<b>Orange</b>	<b>Miami (1/3)</b>	<b>W, 24-17#</b>
1996	Orange	Virginia Tech (6/10)	W, 41-21
1998	<b>Orange</b>	<b>Tennessee (2/3)</b>	<b>W, 42-17#</b>
1975	Fiesta	Arizona State (6/7)	L, 14-17
1986	Fiesta	Michigan (7/5)	L, 23-27
1988	Fiesta	Florida State (5/3)	L, 28-31
1990	Fiesta	Florida State (6/5)	L, 17-41
1996	<b>Fiesta</b>	<b>Florida (1/2)</b>	<b>W, 62-24#</b>
2000	<b>Fiesta</b>	<b>Tennessee (3/6)</b>	<b>W, 31-21</b>
1965	Cotton	Arkansas (6/2)	L, 7-10#
1974	Cotton	Texas (12/8)	W, 19-3
1980	Cotton	Houston (7/8)	L, 14-17
2007	Cotton	Auburn (22/10)	L, 14-17
1998	Holiday	Arizona (14/5)	L, 20-23
2009	Holiday	Arizona (22/20)	W, 33-0
2010	Holiday	Washington (18/--)	L, 7-19
2014	Holiday	USC (25/24)	L, 42-45
1967	Sugar	Alabama (6/3)	L, 7-34
1974	Sugar	Florida (8/18)	W, 13-10
1985	Sugar	Louisiana State (4/12)	W, 28-10
1987	Sugar	Louisiana State (6/5)	W, 30-15
2000	Alamo	Northwestern (9/18)	W, 66-17
2003	Alamo	Michigan State (22/--)	W, 17-3
2005	Alamo	Michigan (--/20)	W, 32-28
2012	Capital One	South Carolina (20/9)	L, 13-30
2013	Capital One	Georgia (16/7)	L, 31-45
1991	Citrus (Capital One)	Georgia Tech (19/2)	L, 21-45#
2009	Gator	Clemson (--/--)	W, 26-21
2014	Gator	Georgia (--/22)	W, 24-19
1941	Rose	Stanford (7/2)	L, 13-21
2002	Rose	Miami (4/1)	L, 14-37#
1969	Sun	Georgia (14/--)	W, 45-6
1980	Sun	Mississippi State (8/17)	W, 31-17
1976	Astro-BB	Texas Tech (13/9)	W, 27-24
1962	Gotham	Miami (--/--)	W, 36-34
2015	Foster Farms	UCLA (--/--)	W, 37-29
2002	Independence	Ole Miss (--/--)	L, 23-27
1977	Liberty	North Carolina (12/14)	W, 21-17
2016	Music City	Tennessee (24/--)	L, 24-38
2024	Pinstripe	Boston College (--/--)	W, 20-15

# National Championship Game for at least one of the two teams  
**Bold** denotes NU conference champion teams.

# NEBRASKA'S BOWL SUPERLATIVES

## RECORD BY BOWL GAME

Orange Bowl .....	8-9
Fiesta Bowl .....	2-4
Sugar Bowl .....	3-1
Cotton Bowl .....	1-3
Alamo Bowl .....	3-0
Capital One/Citrus Bowl .....	0-3
Sun Bowl .....	2-0
Gator Bowl .....	2-0
Rose Bowl .....	0-2
Holiday Bowl .....	1-3
Liberty Bowl .....	1-0
Astro-Bluebonnet Bowl .....	1-0
Gotham Bowl .....	1-0
Foster Farms Bowl .....	1-0
Independence Bowl .....	0-1
Music City .....	0-1
Pinstripe Bowl .....	1-0

## BOWL RECORD VS. CONFERENCES\*

vs. SEC .....	14-9
vs. ACC .....	6-12
vs. Big Ten .....	4-3
vs. Big 12 .....	2-3
vs. Notre Dame .....	1-0

\*based on current conference affiliation

## BOWL RECORD WHEN....

Out-rushing opponent .....	24-14
Out-passing opponent .....	12-7
Out-gaining opponent .....	23-7
Getting out-rushed .....	3-13
Getting out-passed .....	15-20
Getting out-gained .....	4-20
Leading at the half .....	16-7
Trailing at the half .....	7-18
Tied at the half .....	4-2
Scoring first .....	16-9
Scoring less than 20 points .....	5-15
Scoring 20 or more points .....	22-11
Game is decided by five points or less .....	10-11
Game is decided by 10 points or less .....	14-13
Game decided by more than 14 points .....	14-9
Playing a top-5 team .....	7-17
Playing a top-10 team .....	11-22
Playing a top-25 team .....	21-23

## NEBRASKA'S BEST BOWL STREAKS

Consecutive wins .....	6
Consecutive losses .....	7
Consecutive appearances .....	35
Consecutive January bowl appearances .....	17

## NCAA RANKINGS

### All-Time Bowl Appearances\*

Rk.	Team	Streak
1.	Alabama	73
2.	Georgia	61
	Texas	61
4.	Oklahoma	58
	Tennessee	58
6.	USC	57
7.	LSU	56
	Ohio State	56
9.	<b>Nebraska</b>	<b>55</b>

\*Includes only one postseason game per year

### All-Time Consecutive Bowl Appearances

Rk.	Team	Streak
1.	<b>Nebraska (1969-2003)</b>	<b>35</b>
2.	Michigan (1975-2007)	33
3.	Georgia (1997-present)	28
4.	Virginia Tech (1993-2019)	27
5.	Alabama (1959-83)	25
6.	Florida State (1982-2005)	26

