



# NEBRASKA BASKETBALL

## 2025-26 GAME NOTES



### GAME #20

OPPONENT: AT MINNESOTA  
DATE: SAT., JAN. 24  
TIPOFF: 11 A.M. (CENTRAL)  
LOCATION: MINNEAPOLIS, MINN.  
ARENA: WILLIAMS ARENA

### GAME AT A GLANCE



**No. 7/7 Nebraska Cornhuskers**  
2025-026 Record:..... 19-0, 8-0 B1G  
Head Coach: ..... Fred Hoiberg  
Record at Nebraska: ... 103-108 (7th year)  
Career Record:..... 218-164 (12th year)



**Huskers Radio Network**  
Play-by-Play: ..... Kent Pavelka  
Analyst:..... Jeff Smith



**Minnesota Golden Gophers**  
2025-26 Record:..... 10-9, 3-5 B1G  
Head Coach: ..... Niko Medved  
Record at School:..... 10-9 (1st year)  
Career Record:..... 232-181 (13th year)



**FS1**  
Play-by-Play: ..... Cory Provus  
Analyst:..... Phil Martelli  
*also available on Fox Sports app*

### 2025-26 SCHEDULE

Date	AP Rk.	Opponent	TV/Online	Time
Nov. 3	-	West Georgia	B1G+	W, 86-53
Nov. 8	-	Florida International	B1G+	W, 96-66
Nov. 11	-	Maryland-Eastern Shore	B1G+	W, 69-50
Nov. 15	-	vs. Oklahoma (Sioux Falls)	BTN	W, 105-99
Nov. 20	-	vs. New Mexico (Kansas City)	Peacock	W, 84-72
Nov. 21	-/RV	vs. Kansas State (Kansas City)	Peacock	W, 86-85
Nov. 25	RV/-	Winthrop	BTN	W, 80-73
Nov. 29	RV/-	South Carolina Upstate	B1G+	W, 72-63
Dec. 7	RV/-	Creighton	FS1	W, 71-50
Dec. 10	23/RV	Wisconsin *	BTN	W, 90-60
Dec. 13	23/13	at No. 13 Illinois *	Peacock	W, 83-80
Dec. 21	15/-	North Dakota	BTN	W, 78-55
Dec. 30	13/-	New Hampshire	BTN	W, 86-55
Jan. 2	13/9	Michigan State *	Peacock	W, 58-56
Jan. 5	10/-	at Ohio State *	FS1	W, 72-69
Jan. 10	10/RV	at Indiana *	BTN	W, 83-77
Jan. 13	8/-	Oregon *	BTN	W, 90-55
Jan. 17	8/-	at Northwestern *	BTN	W, 77-58
Jan. 21	7/-	Washington *	BTN	W, 76-66
Jan. 24	7/-	at Minnesota *	FS1	11 a.m.
Jan. 27		at Michigan *	Peacock	6 p.m.
Feb. 1		Illinois *	FS1	3 p.m.
Feb. 7		at Rutgers *	BTN	11 a.m.
Feb. 10		Purdue *	FS1	6 p.m.
Feb. 14		Northwestern *	BTN	Noon
Feb. 17		at Iowa *	BTN	8 p.m.
Feb. 21		Penn State *	BTN	1 p.m.
Feb. 25		Maryland *	BTN	6 p.m.
Feb. 28		at USC *	BTN	3 p.m.
March 3		at UCLA *	FS1	10 p.m.
March 8		Iowa *	FOX	4 p.m.
March 10-15		at Big Ten Tournament (Chicago)	TBD	TBD

\*-Big Ten Conference Game; Home games are in red and bold

### ON THE AIR

**Radio:** Saturday's game will be carried on the Huskers Radio Network with Kent Pavelka and Jeff Smith on the call, including KLIN (1400 AM) in Lincoln, KCRO (660 AM) and KIBM (1490 AM) in Omaha and KRVN (880 AM) in Lexington. The pregame show begins an hour before tipoff and will also be available on Huskers.com and the Huskers app.

**TV/Online:** Saturday's game will be broadcast on BTN with Cory Provus and Phil Martelli on the call. It will also be available online on the FOX Sports and FOX Sports 1 apps.

## NO. 7 HUSKERS TRAVEL TO MINNESOTA ON SATURDAY

The No. 7/7 (AP/Coaches) Nebraska men's basketball team looks for its 20th win of the season Saturday morning, as the Huskers travel to Minnesota. Tipoff from Williams Arena in Minneapolis is set for 11 a.m. and the game will be carried nationally on BTN and broadcast on the Huskers Radio Network, as well as on Huskers.com and on the official Huskers app.

The Huskers (19-0, 8-0 B1G) are coming off 76-66 win against Washington Wednesday evening. Nebraska shot 51 percent from the field and placed four in double figures, led by Pryce Sandfort's game-high 23 points. Sandfort had eight points in a 13-2 first-half run that helped NU build a 13-point lead, and the Huskers were in control the remainder of the contest. Sam Hoiberg added 14 points, seven rebounds and four assists while Rienk Mast (12) and Jamarques Lawrence (11) also finished in double figures.

Sandfort has been on a tear as of late, as the 6-foot-7 junior wing is averaging 24.3 points per game on 59 percent shooting, including 57 percent from 3-point range, over the last three contests. He enters the weekend leading the Big Ten in 3-pointers (64) and 3-point percentage (.418).

The Huskers, whose 19-0 start is the best in program history, are a program-best seventh in this week's AP poll and bidding for their first 9-0 conference start in conference play since the 1965-66 season.

No.	Wins	Year
1.	19-0	2025-26
2.	10-0	1977-78
3.	9-0	1915-16

Minnesota (10-8, 3-5 B1G) comes off an 82-74 overtime loss at Ohio State on Tuesday evening. The Gophers had two shots in the final seconds of regulation to win before going to overtime. Jaylen Crocker-Johnson led Minnesota with 26 points and eight rebounds while Cade Tyson added 15 points and five boards. Tyson has been one of the Big Ten's top newcomers, averaging a team-high 20.5 ppg. Minnesota has been in its share of close games, as four of its last five games have been decided by three points or less or gone to overtime.

**2010-11** Nebraska is first team since Ohio State in 2010-11 to start 19-0 or better, as the Buckeyes started 24-0 that season. NU has won 23 straight, the longest win streak by a B1G team since 2010-11.

### 2025-26 ROSTER AT A GLANCE

No	Name	Pos.	Ht.	Wt.	Yr.	Hometown	Previous School	GP/GS	MPG	PPG	RPG	APG	BPG	SPG
0	Connor Essegian	G	6-4	205	Sr.	Fort Wayne, Ind.	Wisconsin	7/0	14.0	5.4	1.3	0.9	0.0	0.3
1	#-Sam Hoiberg	G	6-0	180	Sr.	Lincoln, Neb.	Pius X HS	19/19	8.7	29.8	5.1	4.0	0.1	2.0
2	Kendall Blue	G	6-6	200	Sr.	Woodbury, Minn.	St. Thomas	12/0	0.6	4.3	0.4	0.3	0.0	0.0
5	Braden Frager	F	6-7	215	RFr.	Lincoln, Neb.	Lincoln Southwest HS	19/1	12.2	22.4	3.9	0.9	0.1	0.6
6	Will Cooper	F	6-6	215	So	Omaha, Neb.	Air Force	0/0						
7	Justin Bolis	F	6-8	225	So.	Lincoln, Neb.	Southeast CC	10/0	0.2	1.7	0.4	0.1	0.1	0.0
9	#-Berke Büyüktuncel	F	6-10	244	Jr.	Bursa, Türkiye	UCLA	18/18	7.4	24.0	6.1	2.2	0.9	0.8
10	#-Jamarques Lawrence	G	6-3	185	Sr.	Plainfield, N.J.	Rhode Island	19/19	10.1	26.7	2.4	3.6	0.0	0.9
11	Quentin Rhymes	G	6-6	192	Fr.	Phoenix, Ariz.	Hillcrest Prep	0/0						
13	Ugnius Jaruševičius	F	6-11	245	Sr.	Alytus, Lithuania	Central Michigan	1/0	11.0	7.0	2.0	0.0	2.0	0.0
15	Jared Garcia	F	6-8	235	Sr.	Houston, Texas	Tulsa	17/0	3.7	9.0	2.5	0.4	0.5	0.1
21	#-Pryce Sandfort	F	6-7	210	Jr.	Waukee, Iowa	Iowa	19/19	17.0	31.1	4.3	2.1	0.1	1.1
31	Cale Jacobsen	G	6-4	195	Jr.	Ashland, Neb.	Ashland-Greenwood	19/0	4.1	19.7	2.9	1.6	0.3	0.9
33	Leo Curtis	F	7-2	245	Fr.	Reykjavik, Iceland	CATS [Mass.] Academy	10/0	1.7	3.8	0.8	0.2	0.1	0.1
35	Henry Burt	F	6-7	235	Jr.	Omaha, Neb.	Elkhorn South HS	0/0						
51	#-Rienk Mast	F	6-10	250	Sr.	Groningen, Netherlands	Bradley	19/19	14.9	28.1	6.0	3.0	0.4	0.5

#-Starters last game

2024-25 NEBRASKA BASKETBALL ROSTER

No.	VL	Name	Pos.	Ht.	Wt.	Yr.	Hometown	Previous School	X	Instagram
0	*	Connor Essegian	G	6-4	205	Sr.	Fort Wayne, Ind.	Wisconsin	@CESsegian	connoressegian
1	***	Sam Hoiberg	G	6-0	180	Sr.	Lincoln, Neb.	Pius X HS	@samhoiberg	samhoiberg
2		Kendall Blue	G	6-6	200	Sr.	Woodbury, Minn.	St. Thomas	@Kendallblue9	Kendallblue_
5		Braden Frager	F	6-7	215	RFr.	Lincoln, Neb.	Southwest HS	@Braden_Frager	braden_frager
6		Will Cooper	F	6-6	215	So	Omaha, Neb.	Air Force	@WillCoop33	
7		Justin Bolis	F	6-8	225	So.	Lincoln, Neb.	Southeast CC	@JustinBolis	justinbolis
9	*	Berke Büyüktüncel	F	6-10	244	So.	Bursa, Türkiye	UCLA		berkebuyuktuncel
10	**	Jamarques Lawrence	G	6-3	185	Sr.	Plainfield, N.J.	Rhode Island	@Lawrence10_	jaayswishh
11		Quentin Rhymes	G	6-6	192	Fr.	Phoenix, Ariz.	Hillcrest [Ariz.] Prep	@QuentinRhymes	qrhymess
13		Ugnius Jaruševičius	F	6-11	245	Sr.	Alytus, Lithuania	Central Michigan		ugniusj21
15		Jared Garcia	F	6-8	235	Sr.	Houston, Texas	Tulsa		one5chino
21		Pryce Sandfort	F	6-7	210	Jr.	Waukee, Iowa	Iowa	@pryclesandfort	pryclesandfort
31	**	Cale Jacobsen	G	6-4	195	Jr.	Ashland, Neb.	Ashland-Greenwood HS	@calejacobsen_	calejacobsen_
33		Leo Curtis	F	7-2	245	Fr.	Reykjavik, Iceland	CATS [Mass.] Academy	@LeoCurt1s	leocurt1s
35	**	Henry Burt	F	6-7	235	Jr.	Omaha, Neb.	Elkhorn South HS	@HenryBurt15	henryburt0
51	*	Rienk Mast	F	6-10	250	Sr.	Groningen, Netherlands	Bradley		rienk_mast

2025-26 NEBRASKA BASKETBALL COACHING STAFF

Head Coach

Fred Hoiberg, seventh season (Iowa State, 1995)

Assistant Coaches

Nate Loenser, fifth season (Iowa State, 2002)

Ernie Zeigler, fourth season (Cleary, 1994)

Pat Monaghan, first season (Lewis, 2006)

Padyn Borders, first season (Nebraska, 2022)

Support Staff

General Manager:	Luca Virgilio
Director of Men's Basketball Strength & Conditioning:	Kurt Joseph
Assistant Director of Basketball Operations:	Sheryl Burbach
Director of Player Development:	Emmanuel Tommy
Video Coordinator:	Michael Bania
Analytics Coordinator:	Justin Moore
Graduate Managers	Braden Grant, Charlie Hoiberg and Satchel Stern
Athletic Trainer:	Andrew McCabe
Team Nutritionist:	Jake Blattner
Sports Psychologist:	Elise Nelson
NAPL Director:	Matt Thome
Equipment Manager:	Pat Norris

PRONUNCIATION GUIDE

Name	Pronunciation
Berke Büyüktüncel	BEAR-keh buh-YOOK-toon-jell
Leo Curtis	LAY-o
Connor Essegian	eh-SEE-jin
Braden Frager	FRAY-gurr
Ugnius Jarusevicius	OOOG-niss YARE-rue-SHEHH-vih-CHUSS
Jamarques Lawrence	juh-MAR-kiss
Nate Loenser	Len-zer
Rienk Mast	RINK
Pryce Sandfort	Sand-Fort
Ernie Zeigler	Zig-ler

HUSKERS RADIO NETWORK



KENT PAVELKA

- Is in his 39th season of calling Husker men's basketball
- Called NU basketball for two stretches from 1974-1996 before returning to play-by-play duties full time in 2006-07
- Called his 1,000th Husker basketball game in 2018-19
- Six-time Nebraska Sportscaster of the Year who was inducted into the Nebraska Broadcasters Hall of Fame in 2019



JEFF SMITH

- Is in his first season on the broadcast team after serving as a high school and college coach
- Was an assistant coach at Nebraska from 1988 until 1995 under Danny Nee, helping the Huskers to six postseason appearances, including a school-record four straight NAAs (1991-94)
- Also coached at Eastern Washington and Peru State
- Spent 20 seasons at Lincoln Southeast High School, leading the program to a 324-153 record with 13 state tournament berths and two state championship final appearances in 20 seasons.

City	Station	Frequency
Ainsworth	KBRB	1400 AM
Ainsworth	KBRB	106.3 FM
Aurora	KRGY	97.3 FM
Beatrice	KWBE	1450 AM
Broken Bow	KBBN	95.3 FM
Chadron	KCSR	610 AM
Columbus	KJSK	900 AM
Columbus	KKOT	93.5 FM
Fairbury	KGMT	1310 AM
Falls City	KTNC	1230 AM
Falls City	KTNC	107.1 FM
Fremont	KHUB	1340 AM
Fremont	KFMT	105.5 FM
Gibbon	KMTY	97.7 FM
Gordon	KSDZ	95.5 FM
Grand Island	KRGI	1430 AM
Hastings	KHAS	1230 AM
Hastings/Kearney	KICS/KXPN	1450/1460 AM
Hay Springs	KBPY	107.7 FM
Holdrege	KUVR	1380 AM
Holdrege	KUVR	96.9 FM
Imperial	KADL	102.9 FM
Kearney	KGFW	1340 AM
Kearney	KGFW	96.1 FM
Kearney	KQKY	105.9 FM
Lexington	KAMI	1580 AM
Lexington	KRVN	880 AM
Lincoln	KLIN	1400 AM
Lincoln	KLIN	99.3 FM
McCook	KZMC	102.1 FM
McCook	KIOD	105.3 FM
McCook	KSWN	93.9 FM
Nebraska City	KNCY	1600 AM
Norfolk	KNEN	94.7 FM
North Platte	KODY	1240 AM
North Platte	KXNP	103.5 FM
North Platte	KHAQ	98.5 FM
Omaha	KCRO	660 AM
Omaha	KIBM	1490 AM
O'Neill	KBRX	102.9 FM
Scottsbluff	KNEB	94.1 FM
Scottsbluff	KNEB	960 AM
Sidney	KSID	98.7 FM
Superior	KRFS	1600 AM
Superior	KRFS	103.9 FM
Terrytown	KOLT	690 AM
Valentine	KVSH	940 AM
Valentine	KDJL	99.5 FM

Also available nationwide on Huskers.com and the Huskers App.

PROBABLE STARTERS (BASED ON LAST GAME)



#1 SAM HOIBERG | G | SR. | 6-0 | 180 | LINCOLN, NEB.

2025-26 Averages: PPG: 8.7 | RPG: 5.1 | APG: 4.0 | SPG: 1.9

**Worth Noting:** Senior is third nationally in assist-to-turnover ratio (5.4-to-1) and second in B1G in steals per game...Has eight double-figure games in 2025-26, including 14 points, seven boards and four assists vs. Washington...Averaging 12.3 ppg over NU's last three games...Eight games of 5+ assists and seven games of 7+ rebounds this year...Finished with eight points, nine caroms, four assists and two steals at OSU...Had a career-high 10 rebounds, eight points and three steals vs. New Hampshire...Keyed NU's win over Creighton with 15 points and five assists...Totaled 13 points on 6-of-6 shooting, four assists and three steals while hitting the go-ahead free throw with 0.6 seconds vs. K-State...Tied or set career highs in points (18), rebounds (seven) and steals (four) vs. UMES.

Career Bests: Pts: 18 | Reb: 10 | Ast: 7 | Stl: 6 | Bl: 1 (11x)



#10 JAMARQUES LAWRENCE | G | SR. | 6-3 | 185 | PLAINFIELD, N.J.

2025-26 Averages: PPG: 10.1 | RPG: 2.4 | APG: 3.6

**Worth Noting:** Started all 19 games after playing at Rhode Island last year...Nine double-figure efforts in 2025-26...Totaled 11 points, four assists and a pair of steals against Washington...Scored a career-high 27 points along with season highs in both steals (three) and rebounds (five) at Indiana...Finished with 12 points and three assists vs. No. 9 Michigan State...Had 14 points, including the go-ahead 3-pointer with 0.2 seconds left, and six assists at Illinois...Totaled 21 points and four assists vs. New Mexico...Averaged 9.9 rpg and 2.5 apg while starting 31 games at URI last season...Played in all 34 games (23 starts) at NU in 2023-24, averaging 6.9 ppg, 3.1 rpg and 2.5 apg...Starred at Roselle (N.J.) Catholic, earning all-state honors by averaging 15.9 ppg, 5.0 rpg and 3.5 apg.

Career Bests (includes URI): Pts: 27 | Reb: 9 | Ast: 7 (3x) | Bl: 1 (7x) | St: 4 (2x)



#21 PRYCE SANDFORT | F | JR. | 6-7 | 210 | WAUKEE, IOWA

2025-26 Averages: PPG: 17.0 | RPG: 4.3 | APG: 2.1 | SPG: 1.1

**Worth Noting:** Has 16 double-figure games, including eight 20-point games...Is 11th in B1G in scoring and tops the conference in 3-pointers per game (3.4/gm) and 3-point percentage (.418)...Led NU with 23 points vs. Washington...Topped NU with 28 points, including a career-high seven 3-pointers, vs. Oregon...B1G co-Player of the Week on Dec. 15 (23.0 ppg, 64% shooting) after NU's wins over Wisconsin and at Illinois...Poured in a career-high 32 points, including 26 first-half points, at Illinois...Totaled 28 points and a career-high seven assists vs. OU...Two-year performer at Iowa who played in 65 games...Averaged 8.8 ppg on 49% shooting, including 40% from 3-point range, in 2024-25...Recorded his first career double-double in PBA against NU last season (16 points/11 caroms)...Iowa Mr. Basketball in 2023 at Waukee Northwest (24.9 ppg, 11.0 rpg, 2.8 apg, 2.7 bpg, 1.7 spg).

Career Bests (includes Iowa): Pts: 32 | Reb: 11 | Ast: 7 | Stl: 3 | Bl: 2 (2x)



#9 BERKE BÜYÜKTÜNEL | F | SO. | 6-10 | 240 | BURSA, TÜRKIYE

2025-26 Averages: PPG: 7.4 | RPG: 6.1 | APG: 2.2 | BPG: 0.9

**Worth Noting:** Versatile forward who plays both frontcourt spots...Finished with eight points, seven boards and two assists vs. Washington...Had 14 points, four boards, two assists and two steals in 22 minutes vs. New Hampshire...Posted fourth triple-double in school history with 12 points, 11 rebounds and a career-high 10 assists vs. North Dakota...Totaled 14 points, five boards and two blocked shots vs. Wisconsin...Grabbed a career-high 13 rebounds vs. Creighton...Tied his career high with 16 points vs. Oklahoma...Averaged 6.0 points and a team-high 5.5 rebounds per game in 2024-25...Played in 26 games at UCLA in 2023-24...No. 36 player in the class of 2023 by 24/7 Sports...Led Türkiye to a third-place finish at the FIBA U19 World Cup and was named to the "All-Star Five" at the event, as he averaged 11.4 ppg, 8.3 rpg and 3.7 apg.

Career Bests (includes UCLA): Pts: 16 (2x) | Reb: 13 | Ast: 10 | Stl: 4 | Bl: 3 (2x)



#51 RIENK MAST | F | SR. | 6-10 | 250 | GRONINGEN, NETHERLANDS

2025-26 Averages: PPG: 14.9 | RPG: 6.0 | APG: 2.9

**Worth Noting:** Third-team midseason All-American by the Sporting News...29 career double-doubles and is among NCAA active leaders in points and rebounds...15 double-figure games, including three 20-point games...Had 12 points, three rebounds and four assists vs. Washington...Led NU with 19 points, including six 3-pointers, and grabbed seven boards vs. No. 9 MSU...Collected double-doubles vs. Wisconsin, FIU and West Georgia...Season-high 31 points, including 7-of-10 from 3-point range, vs. Winthrop...Named to Hall of Fame Classic All-Tournament team...Totaled 26 points, including 5-of-7 from 3-point range, and six boards vs. Oklahoma...Had his first career triple-double vs. FIU with 18 points, 12 rebounds and 10 assists...Career-high 34 points vs. OSU in 2024...First-team All-MVC honors in '22-23, leading Bradley in scoring (13.8 ppg) & rebounding (8.0 rpg).

Career Bests (includes Bradley): Pts: 34 | Reb: 17 | Ast: 10 | Stl: 3 (3x) | Bl: 3 (2x)

NATIONAL POLLS

ASSOCIATED PRESS (JAN. 19)

No	Team (1st)	Record	Points	Prev.
1	Arizona (61)	18-0	1525	1
2	UConn	18-1	1419	3
3	Michigan	16-1	1377	4
4	Purdue	17-1	1318	5
5	Duke	17-1	1296	6
6	Houston	17-1	1217	7
7	Nebraska	18-0	1207	8
8	Gonzaga	19-1	1103	9
9	Iowa State	16-2	1001	2
10	Michigan State	16-2	998	12
11	Illinois	15-3	893	13
12	Texas Tech	14-4	805	15
13	BYU	16-2	791	11
14	Virginia	16-2	713	16
15	Vanderbilt	16-2	656	10
16	Florida	13-5	651	19
17	Alabama	13-5	571	18
18	Clemson	16-3	449	22
19	Kansas	13-5	305	NR
20	Arkansas	13-5	298	17
21	Georgia	15-3	263	21
22	North Carolina	14-4	220	14
23	Louisville	13-5	195	20
24	Saint Louis	17-1	187	NR
25	Miami (Ohio)	19-0	99	NR

Others receiving votes: Wisconsin 64, St. John's 64, Iowa 30, Kentucky 27, Tennessee 20, Utah St. 15, UCF 14, Miami 10, George Mason 10, Saint Mary's 5, SMU 3, Villanova 3, Texas A&M 2, NC State 1.

USA TODAY COACHES (JAN. 19)

No	Team (1st)	Record	Points	Prev.
1	Arizona (31)	18-0	775	1
2	Michigan	16-1	710	3
3	UConn	18-1	693	4
4	Purdue	17-1	665	5
5	Duke	17-1	653	6
6	Houston	17-1	629	7
7	Nebraska	18-0	598	10
8	Gonzaga	19-1	581	9
9	Iowa State	16-2	497	2
10	Michigan State	16-2	489	12
11	Illinois	15-3	447	13
12	Texas Tech	14-4	418	14
13	BYU	16-2	412	11
14	Vanderbilt	16-2	352	8
15	Virginia	16-2	350	16
16	Florida	13-5	284	20
17	Alabama	13-5	275	18
18	Clemson	16-3	262	21
19	Kansas	13-5	181	25
20	Arkansas	13-5	173	17
21	Louisville	13-5	117	19
22	Georgia	15-3	110	22
23	Saint Louis	17-1	100	NR
24	North Carolina	14-4	90	15
25	St. John's	13-5	54	NR

Others receiving votes: Iowa 52; Wisconsin 20; Miami (OH) 19; Utah State 14; Villanova 10; Tennessee 10; Saint Mary's 9; Miami (FL) 8; Texas A&M 5; Kentucky 5; SMU 4; Seton Hall 2; UCF 1; George Mason 1;

Team	B1G	Pct.	Overall	Pct.
Nebraska	8-0	1.000	19-0	1.000
Illinois	7-1	.875	16-3	.842
Michigan	7-1	.875	17-1	.944
Michigan State	7-1	.875	17-2	.895
Purdue	7-1	.875	17-2	.895
Wisconsin	7-2	.750	14-5	.737
Ohio State	5-3	.625	13-5	.722
UCLA	5-3	.625	13-6	.684
Iowa	4-4	.500	14-5	.737
Indiana	3-5	.375	12-7	.632
Minnesota	3-5	.375	10-9	.526
USC	3-5	.375	14-5	.737
Rutgers	2-6	.250	9-10	.474
Washington	2-6	.250	10-9	.526
Maryland	1-7	.125	8-11	.421
Northwestern	1-7	.125	9-10	.474
Oregon	1-7	.125	8-11	.421
Penn State	0-8	.000	9-10	.473

Upcoming Schedule and Results

Date	Matchup	Time/Result
Jan. 17	Ohio State 86, UCLA 74*	
Jan. 17	Illinois 77, Minnesota 67*	
Jan. 17	Iowa 74, Indiana 57*	
Jan. 17	Wisconsin 96, Rutgers 87*	
Jan. 17	Nebraska 77, Northwestern 58*	
Jan. 17	Michigan 81, at Oregon 71*	
Jan. 17	Purdue 69, USC 64*	
Jan. 17	Michigan State 80, Washington 63*	
Jan. 18	Maryland 96, Penn State 73 *	
Jan. 20	Ohio State 82, Minnesota 74 (OT) *	
Jan. 20	Michigan 86, Indiana 72 *	
Jan. 20	Iowa 68, Rutgers 62 *	
Jan. 20	Michigan State 68, Oregon 62*	
Jan. 20	UCLA 69, Purdue 67*	
Jan. 21	Illinois 89, Maryland 70*	
Jan. 21	Nebraska 76, Washington 66*	
Jan. 21	Northwestern 74 at USC 68	
Jan. 22	Wisconsin 98, Penn State 71 *	
Jan. 23	Indiana at Rutgers*	5 p.m.
Jan. 23	Ohio State at Michigan*	7 p.m.
Jan. 24	Maryland at Michigan State*	11 a.m.
Jan. 24	Nebraska at Minnesota*	11 a.m.
Jan. 24	Illinois at Purdue*	2 p.m.
Jan. 24	Northwestern at UCLA*	5 p.m.
Jan. 25	Oregon at Washington*	2 p.m.
Jan. 25	USC at Wisconsin*	3 p.m.
Jan. 26	Penn State at Ohio State*	6 p.m.
Jan. 27	Michigan State at Rutgers*	5:30 p.m.
Jan. 27	Nebraska at Michigan*	6 p.m.
Jan. 27	Purdue at Indiana*	8 p.m.
Jan. 28	USC at Iowa*	6 p.m.
Jan. 28	Minnesota at Wisconsin*	8 p.m.
Jan. 28	UCLA at Oregon*	10 p.m.
Jan. 29	Washington at Illinois*	8 p.m.
Jan. 29	Penn State at Northwestern*	7 p.m.
Jan. 30	Michigan at Michigan State*	7 p.m.
Jan. 31	Ohio State at Wisconsin*	1 p.m.
Jan. 31	Indiana at UCLA*	4 p.m.
Jan. 31	Rutgers at USC*	6 p.m.
Jan. 31	Washington at Northwestern*	7 p.m.

BY THE NUMBERS

**Nebraska Cornhuskers**  
2025-26 Team Statistics (Record: 19-0, 8-0 Big Ten)

Category	Neb.	OPP
SCORING	1542	1242
Points per game	81.2	65.4
Scoring margin	+15.8	-
FIELD GOALS-ATT	542-1139	443-1134
Field goal pct	.476	.391
3 POINT FG-ATT	208-584	171-559
3-point FG pct	.356	.306
3-pt FG made per game	10.9	9.0
FREE THROWS-ATT	250-331	185-259
Free throw pct	.755	.714
F-Throws made per game	13.2	9.7
REBOUNDS	690	657
Rebounds per game	36.3	34.6
Rebounding margin	+1.7	-
ASSISTS	347	255
Assists per game	18.3	13.4
TURNOVERS	171	246
Turnovers per game	9.0	12.9
Turnover margin	+3.9	-
Assist/turnover ratio	2.0	1.0
STEALS	132	91
Steals per game	6.9	4.8
BLOCKS	48	48
Blocks per game	2.5	2.5

**Minnesota Golden Gophers**  
2025-26 Team Statistics (Record: 10-9, 3-5 Big Ten)

Category	Minn	OPP
Scoring	1384	1294
Points per game	72.8	68.1
Scoring margin	+4.7	-
Field goals-att	466-1026	453-1068
Field goal pct	.454	.424
3 point fg-att	149-454	147-437
3-point FG pct	.328	.336
3-pt FG made per game	7.8	7.7
Free throws-att	303-434	241-337
Free throw pct	.698	.715
F-Throws made per game	15.9	12.7
Rebounds	649	627
Rebounds per game	34.2	33.0
Rebounding margin	+1.2	-
Assists	344	255
Assists per game	18.1	13.4
Turnovers	205	219
Turnovers per game	10.8	11.5
Turnover margin	+0.7	-
Assist/turnover ratio	1.7	1.2
Steals	135	108
Steals per game	7.1	5.7
Blocks	56	68
Blocks per game	2.9	3.6

ABOUT MINNESOTA

Minnesota returns home with a 10-9 mark after Tuesday's overtime loss at Ohio State. With almost an entirely new roster, the Gophers went 7-4 in non-conference play and split their two December games, highlighted by a win over then-No. 22 Indiana on Dec. 3. Since a three-point win over No. 19 Iowa on Jan. 6, Minnesota has lost four straight games, including last-second losses to Wisconsin and USC and an OT loss at Ohio State.

Niko Medved is in his first season running the Gopher program. He spent the last seven seasons at Colorado State, guiding the Rams to three NCAA berths in the last four years. Last year, CSU went 26-10 before falling to Maryland in the final seconds of the second round of the NCAA Tournament. Medved, who graduated from Minnesota, was an assistant for the Gophers in 2006-07, where he was an assistant under Don Monson and Jim Molinari. Medved then worked for Tim Miles at Colorado State before taking the Furman job in 2013. He spent four seasons at Furman and one at Drake before moving to CSU.

The Gophers are led by Cade Tyson, as the North Carolina transfer is averaging 20.5 ppg on 50 percent shooting and 5.5 rebounds per game. Jaylen Crocker-Johnson, who came with Medved from CSU, is at 14.2 ppg and leads the Gophers with 6.8 rebounds per outing.

**Series History:** Nebraska and Minnesota will meet for the 88th time on Saturday, which is the most between the Huskers and any other Big Ten member. It is NU's longest-running series in the Big Ten, dating back to February of 1902. The Gophers lead the all-time series, 60-27, while the Huskers have won 12 of the past 20 meetings dating back to March of 2013. The home team has won 17 of the past 20 meetings on campus dating back to 2012, with NU posting wins in Minneapolis in 2019 and 2023 and the Gophers earning in Lincoln last season. Prior to joining the Big Ten in 2011-12, NU and Minnesota met in non-conference action every year from 1995 until 2004 after not playing for 16 years. Saturday's game is the only meeting of the 2025-26 season.

SERIES AT A GLANCE

- All-time: Minnesota leads, 60-27
- In Lincoln: Nebraska leads, 18-12  
At Pinnacle Bank Arena: Nebraska leads, 9-1
  - In Minneapolis: Minnesota leads 43-10  
At Williams Arena: Minnesota leads 24-6
  - In Hilo, Hawaii: Nebraska leads 1-0
  - In Big Ten Conference games: Nebraska leads, 10-9
  - In Big Ten Tournament games: Minnesota leads, 1-0
- Note: Minnesota vacated wins vs. NU in 1995, 1996 & 1998

Husker-Gopher Superlatives

- Most consecutive wins (year ended): Nebraska 4 (2021-23); Minnesota 17 (1937-58)
- Most points scored: Nebraska, 96, at Hilo, Hawaii, Nov. 26, 1995; Minnesota, 107, at Minneapolis, Minn., March 8, 2020
- Highest combined score: 182, Minnesota 107, Nebraska 75, at Minneapolis, Minn., March 8, 2020
- Biggest winning margin: Nebraska, 29, at Lincoln, Neb., Dec. 8, 2002; Minnesota, 42, at Minneapolis, Minn., Feb. 15, 1902

SERIES HISTORY

Date	Site	Rk.	Result	Neb.	Minn.
2-5-12	H	-/-	L	61	69
3-3-12	A	-/-	L	69	81
1-29-13	A	-/23	L	65	84
3-6-13	H	-/-	W	53	51
1-26-14	H	-/-	W	82	78
1-20-15	H	-/-	W	52	49
1-31-15	A	-/-	L	42	60
1-12-16	H	-/-	W	84	59
3-2-17	A	-/-	L	73	88
12-5-17	H	-/14	W	78	68
2-5-18	A	-/-	W	91	85
12-5-18	A	24/-	L	78	85
2-13-19	H	-/-	W	62	61
3-8-20	A	-/-	L	75	107
2-8-21	A	-/-	L	61	79
2-27-21	H	-/-	W	78	74
2-9-22	H	-/-	W	78	65
1-7-23	A	-/-	W (OT)	81	79
2-25-13	H	-/-	W	78	67
3-8-23	N	-/-	L	75	78
12-6-23	A	-/-	L	65	76
2-25-24	H	-/-	W	73	55
3-1-25	H	-/-	L	65	67

^later vacated

CAREER TOTALS VS. MINNESOTA

Player	GP-GS	Min-Avg	FG-FGA	Pct	3FG-FGA	Pct	FT-FTA	Pct	Off	Def	Tot	Avg	PF	A	TO	Blk	Stl	Pts	Avg
Jarusevicius	1-1	28-28.0	5-8	0.625	3-3	1.000	4-7	0.571	1	3	4	4.0	4	0	1	0	0	17	17.0
Lawrence	4-3	125-31.3	17-34	0.500	11-21	0.524	5-12	0.417	2	15	17	4.3	9	5	13	0	2	50	12.5
Essegian	4-1	87-21.8	12-30	0.400	5-13	0.385	6-7	0.857	2	14	16	4.0	4	0	5	1	2	35	8.8
Mast	2-2	59-29.5	5-19	0.263	0-5	0.000	4-5	0.800	4	7	11	5.5	4	5	1	1	1	14	7.0
Hoiberg	5-1	102-20.4	6-13	0.462	0-4	0.000	5-5	1.000	3	10	13	2.6	9	8	2	0	8	17	3.4
Büyüktuncel	1-1	18-18.0	1-6	0.167	0-2	0.000	0-0	#DIV/0!	3	2	5	5.0	1	1	0	0	0	2	2.0
Sandfort	3-0	33-11.0	1-9	0.111	1-3	0.333	0-0	#DIV/0!	2	3	5	1.7	4	3	0	1	0	3	1.0
Jacobsen	1-0	0-0.0	0-0	#DIV/0!	0-0	#DIV/0!	0-0	#DIV/0!	0	0	0	0.0	1	0	0	0	0	0	0.0

**Last Season:** Brennan Rigsby's 3-pointer with 4.1 seconds remaining lifted Minnesota to a 67-65 win over Nebraska on March 1, 2025. Nebraska had erased a 19-point second-half deficit and took a 65-64 lead on Juwan Gary's putback with 9.7 seconds left, but the Gophers got the ball up quickly and found Rigsby on the wing for his game winner. Nebraska had one final shot, but Andrew Morgan's 3-point attempt was off the mark, allowing Minnesota to pick up its first win in Lincoln since 2012. Rigsby led Minnesota with 20 points off the bench on 7-of-8 shooting, including 5-of-6 from 3-point range, as the Golden Gophers shot 51 percent, including 10-of-21 from 3-point range. Gary and Brice Williams had 21 points apiece for the Huskers.

Minnesota Probable Starters

No.	Name	Yr.	Pos.	Ht.	Wt.	G/GS	2025-26 Stats	PPG	RPG	Other
6	Langston Reynolds	Sr.	G	6-4	215	19/12	10.8	4.3	4.2	apg
1	Isaac Asuma	So.	G	6-3	205	19/19	10.6	4.4	4.3	apg
10	Cade Tyson	Sr	G/F	6-7	195	19/19	20.5	5.5	2.6	apg
3	Bobby Durkin	Jr.	F	6-7	200	19/11	8.1	2.9	1.7	apg
5	Jaylen Crocker-Johnson	Jr.	F	6-8	240	19/19	14.2	6.8	1.0	bpg

HUSKERS EARN BEST RANKING IN SCHOOL HISTORY

- The Huskers continued climbing the polls on Jan. 19, moving to seventh in both the AP and Coaches polls.
- The No. 7 ranking is the highest NU has ever been ranked. NU was ranked eighth last week and on Feb. 21, 1966.
- Prior to this season, the 1965-66 season was the only other season where Nebraska was ranked in the top 10. NU spent four straight weeks in the poll (Feb. 7-28) in 1965-66, reaching eighth on Feb. 21, 1966. That season, the Huskers went 20-5, including 12-2 in the Big Eight to finish second to Kansas, but did not advance to postseason play. That Kansas team that won the Big Eight lost to eventual NCAA Champion Texas Western, 81-80, in double overtime in the Midwest Regional Final.
- The Huskers improved to 47-22 (.681) all-time when ranked in the AP poll following the win at Northwestern.
- Prior to its 2025-26 poll debut on Dec. 8, the Huskers had not been ranked in the AP poll since Dec. 31, 2018.
- Nebraska has been ranked in each of the past six polls, including the last three weeks in the top 10.

WORTH NOTING

- NU enters Saturday as one of three remaining unbeaten teams in Division I, joining Arizona and Miami (Ohio). Arizona hosts West Virginia on Saturday while Miami (Ohio) is off until hosting UMass on Jan. 27.
- The Huskers are looking for their 24th straight win on Saturday. The 23-game win streak matches Michigan State, which won 23 games spanning the end of their 1999-2000 NCAA Championship season and the start of the 2000-01 season. Over the last 30 years, the only Big Ten teams with longer win streaks are Illinois (29, 2004-05) and Ohio State (24, 2010-11).
- According to BTN Research, Nebraska's 19-0 start is the best by a Big Ten team since Ohio State opened 2010-11 season with 24 straight wins.
- Nebraska is looking for its fifth straight conference road win, a feat last achieved in 1965-66, when the Huskers won five straight Big Eight Conference road games between Jan. 4-Feb. 9, 1966 (at Iowa State, at Kansas State, at Oklahoma State, at Oklahoma and at Missouri).
- Nebraska is seeking its 20th win of the season on Saturday. A win against the Golden Gophers would give the Huskers three consecutive 20-win seasons for the first time in program history.
- Nebraska's 8-0 Big Ten start is the program's best conference start of the Big Ten era (2011-12 to present). A win at Minnesota would give NU a 9-0 conference mark for the first time since opening the 1965-66 season with a 10-0 Big Eight mark.
- Nebraska is eighth in the NET rankings released on Jan. 22 following the win over Washington. The Huskers are one of five Big Ten teams in the top 11 of the NET (No. 1 Michigan, No. 5 Purdue, No. 8 Nebraska, No. 9 Illinois, No. 11 Michigan State).
- As of Jan. 22, Nebraska's six Quad 1 wins ties for second nationally with Purdue and Arizona. Duke (eight) is the only team with more Quad 1 wins. NU is also 11-0 in the first two quads, as the 11 wins trails only Michigan (12) nationally.
- The Huskers have one Minnesota native on the roster in senior guard Kendall Blue. The Woodbury, Minn., native spent his first three seasons at St. Thomas, where he totaled more than 1,000 career points. In addition, his mother, Lisa Lissimore, played for a season at Minnesota.

No.	Year	Record
1.	1965-66	10-0
2.	2025-26	8-0
3.	1948-49	5-0

No.	Conf	Top 50 NET	Top 25 NET
2.	SEC	11	6
1.	Big Ten	10	6
3.	ACC	9	3
4	Big 12	8	6
5.	Big East	5	2

2025-26 MISC. STATS

TEAM LEADERS

**Double-Figure Scoring Games:** Mast (15); Sandfort (16); Frager (13); Lawrence (9); Buyuktuncel (5); Hoiberg (8); Jacobsen (3); Essegian (2); Garcia (1)

**10+ Rebounding Games:** Mast (3); Buyuktuncel (2); Hoiberg (1)

**10+ Assist Games:** Mast (1); Buyuktuncel (1)

**Double-Doubles:** Mast (3); Buyuktuncel (1)

**Triple-Doubles:** Mast (1); Buyuktuncel (1)

**20-Point Games:** Sandfort (8); Mast (4); Frager (4); Lawrence (2)

**30-Point Games:** Mast (1); Sandfort (1)

**40-Point Games:** N/A

**Games Leading NU in Scoring:** Sandfort (10); Frager (3); Lawrence (2); Mast (4)

**Games Leading NU in Rebounding:** Mast (7); Hoiberg (5); Jacobsen (1); Frager (1); Buyuktuncel (4); Sandfort (2); Garcia (1)

**Games Leading NU in Assists:** Lawrence (6); Mast (3); Hoiberg (11); Sandfort (2); Buyuktuncel (2); Jacobsen (1)

**Games Leading NU in Blocks:** Curtis (1); Buyuktuncel (7); Hoiberg (1); Frager (1); Garcia (5); Jacobsen (1); Jarusevicius (1); Mast (3)

**Games Leading NU in Steals:** Hoiberg (11); Jacobsen (5); Frager (3); Garcia (1); Sandfort (4); Buyuktuncel (3); Mast (1); Lawrence (4)

HUSKER DOUBLE-DOUBLES IN 2025-26

Player	Opponent	Totals
Mast	West Georgia	10 pts/11 reb
Mast	FIU	18 pts/12 reb/10 ast
Mast	Wisconsin	17 pts/10 reb
Buyuktuncel	North Dakota	12 pts/11 reb/10 ast

HUSKER DOUBLE-DOUBLES CHART (2025-26 ROSTER)

Player	2025-26	at Neb	Career*
Mast	3	9	29
Blue	0	0	2
Jarusevicius	0	0	8
Sandfort	0	0	1
Garcia	0	0	1
Buyuktuncel	1	1	1
<b>Totals</b>	<b>4</b>	<b>10</b>	<b>42</b>

\*Includes previous schools

2025-26 KILLSHOTS (22)

Run	Opponent	Time (Half)
17-0	USC Upstate	4:31-0:03 (1st)
16-0	West Georgia	2:43 (1st) - 16:22 (2nd)
15-0	vs. Kansas State	16:09-13:21 (1st)
14-0	FIU	1:46 (1st)-17:55 (2nd)
13-0	Creighton	17:05-11:33 (1st)
13-0	at Indiana	14:10-11:08 (2nd)
12-0	West Georgia	11:00-8:48 (2nd)
12-0	New Hampshire	8:34-5:07 (2nd)
12-0	at Ohio State	11:41-8:18 (1st)
11-0	Oregon	1:07 (1st) -17:48 (2nd)
11-0	Northwestern	11:01-7:24 (2nd)
11-0	at Illinois	17:25-13:59 (1st)
11-0	FIU	16:33-12:58 (1st)
11-0	FIU	15:56-14:24 (2nd)
11-0	vs. Oklahoma	14:19-12:15 (2nd)
11-0	Wisconsin	10:44-8:28 (2nd)
11-0	New Hampshire	17:43-13:13 (2nd)
10-0	Indiana	8:03-5:11 (2nd)
10-0	West Georgia	16:00-12:35 (2nd)
10-0	UMES	16:00-13:22 (2nd)
10-0	Wisconsin	3:07 (1st) -19:44 (2nd)
10-0	Michigan State	14:27-9:31 (2nd)

KILLSHOTS CONCEDED (5)

.778

Nebraska is 7-2 in its last nine Big Ten road games dating back to last season following Saturday's win at Northwestern. The Huskers have also won their last 11 games away from Lincoln since March 31, 2025.

2025-26 MBB QUICK FACTS

Location ..... Lincoln, Neb.  
 Founded ..... 1869  
 Enrollment ..... 23,954 (fall 2025)  
 Nickname ..... Cornhuskers, Huskers  
 Colors ..... Scarlet & Cream  
 Affiliation ..... NCAA Division I  
 Conference ..... Big Ten  
 Home Arena ..... Pinnacle Bank Arena  
 Capacity/Year Opened ..... 15,000/2013  
 University of Nebraska President ..... Dr. Jeffrey P. Gold  
 Interim Chancellor ..... Katherine S. Ankerson  
 Director of Athletics ..... Troy Dannen  
 Athletic Dept. Phone ..... (402) 472-4224  
 Assistant A.D./Ticketing ..... Holly Adam  
 Ticket Office Phone ..... (402) 472-3111 or 1-800-8BIGRED  
 Website ..... Huskers.com

BASKETBALL HISTORY

First year of basketball ..... 1896-97  
 Regular-season conference titles (last) ..... 7 (1950)  
 Postseason conference titles (last) ..... 1 (1994)  
 All-time postseason appearances ..... 28  
 All-time postseason record ..... 28-26  
 NCAA Appearances (last) ..... 8 (2024)  
 NIT Appearances (last) ..... 19 (2019)  
 College Basketball Crown Appearances ..... 1 (2025)

BASKETBALL STAFF

Head Coach ..... Fred Hoiberg (7th season)  
 Alma Mater (Year) ..... Iowa State (1995)  
 Assistant Coaches ..... Padyn Borders (1st season)  
 ..... Nate Loenser (5th season)  
 ..... Pat Monaghan (1st season)  
 ..... Ernie Zeigler (4th season)  
 Director of Men's BB Strength and Conditioning .... Kurt Joseph  
 General Manager ..... Luca Virgilio  
 Asst. Director of Operations ..... Sheryl Burbach  
 Director of Player Development ..... Emmanuel Tommy  
 Coordinator of Analytics ..... Justin Moore  
 Video Coordinator ..... Michael Bania  
 Graduate Managers ..... Braden Grant, Charlie Hoiberg, Satchel Stern  
 Athletic Trainer ..... Andrew McCabe  
 Equipment Manager ..... Pat Norris

2024-25 TEAM INFORMATION

2024-25 Record ..... 21-14 (10-6 H, 5-7 A, 6-1 N)  
 Big Ten Record (Finish) ..... 7-13 (t-12th)  
 Big Ten Championship ..... None  
 Postseason ..... CBC, 4-0  
 ..... def. Arizona State, 86-78; def. Georgetown, 81-69  
 ..... def. Boise State, 79-69; def. UCF, 77-66  
 Starters Returning/Lost ..... 2/4  
 Lettermen Returning/Lost ..... 5/8  
 Redshirts ..... 3/1  
 Newcomers ..... 8

COMMUNICATIONS INFORMATION

Sr. Associate A.D./Communications ..... Keith Mann  
 Office Phone ..... (402) 472-2263  
 Assistant A.D./MBB Contact ..... Shamus McKnight  
 Office/Cell Phone ..... (402) 472-7772 / (402) 540-0268  
 E-Mail ..... smcknight@huskers.com  
 Press Row Phone ..... (402) 904-5925  
 Communications Mailing Address ..... 800 Stadium Drive  
 ..... Lincoln, NE 68588-0123

MEDIA SITE

Additional media resources, including a digital media guide, and headshots are available at our media site. For a link, contact Men's Basketball Contact Shamus McKnight at smcknight@huskers.com

5.4

Sam Hoiberg is third in the nation in assist-to-turnover ratio (min. 3 assists per game) at 5.4-to-1 as of Jan. 22. Over the last 10 games dating back to Dec. 10, Hoiberg has 40 assists and just six turnovers in 307:35 of game actio and an impressive 3.1-1 steal-to-turnover ratio in that span.

8

With 129 career steals, Sam Hoiberg is now eight away from tying Benny Parker (137, 2013-16) and Larry Florence (137, 1997-2000) for 10th on NU's career steals list.

• Nebraska comes into the Minnesota game with 23 straight wins, breaking the school record for consecutive wins. The 23 straight wins shattered the mark of 14 set two other times (1912-13 and 1990-91). It is the longest active streak in the nation and dates back to the first round of the 2025 College Basketball Crown. Before the current win streak, NU's longest streak under Fred Hoiberg was a seven-game streak to start the 2023-24 season. The win over MSU on Jan. 2 is the only time in the 23-game win streak that NU was held under 1.00 points per possession.

Longest Win Streaks in School History

No.	Season	Win Streak	Date Started	Date Ended
1.	2024-25/25-26	22 games	3-31-2025	present
2.	1990-91	14 games	11-28-1990	1-22-1991
	1911-12/12-13	14 games	1-27-1912	1-25-1913
4.	1919-20/20-21	13 games	2-6-1920	1-3-1921
	1897-98/1900-01	13 games	2-22-1898	1901**

• Since the start of the 2023-24 season, NU is 63-25 (.715) while the 63 wins ties for fourth among Big Ten teams in that span (Purdue-75; Michigan State and Illinois-66; Nebraska and Wisconsin-63).

• Nebraska is now 2-0 against ranked foes this season following the win over No. 9 Michigan State on Jan. 2. Since March 1, 2022, the Huskers are now 11-11 in the last 22 games against ranked teams, including 5-2 against top-10 teams. Prior to that, NU had lost 24 straight against ranked teams dating back to the 2019 Big Ten Tournament. After Minnesota, the Huskers travel to No. 3 Michigan (Tuesday) and host No. 11 Illinois (Feb. 1).

• The Huskers lead the Big Ten and rank 13th nationally with 10.9 3-pointers made per game as of Jan. 22. It is on pace to break NU's single-season record (9.54 in 2001-02) and Big Ten record (10.4 by Penn State in 2022-23). NU led the Big Ten with 9.4 3-pointers per game in 2023-24, the fifth time a Hoiberg-coached team led the conference in 3-pointers per game.

• Nebraska has made 10-or-more 3-pointers 13 times this season, including 17 against both Oregon and FIU and 15 vs. Oklahoma. The 17 3-pointers was one shy of the school mark of 18 set against Kansas in 2002.

• The seven 3-pointers by Braden Frager and Pryce Sandfort vs. Oregon on Jan. 13 marked the first time in school history that NU has had multiple players hit 3-pointers in a game. According to Stathead, it was the third Big Ten game since 2010-11 where multiple players hit seven or more 3-pointers in a game.

• Nebraska is averaging 81.2 ppg, which is the Huskers' highest scoring average after 18 games since the 1995-96 season (86.4 ppg). The 1995-96 team marked the last time Nebraska averaged 80.0 ppg in a season and one of just six teams in school history to average 80.0+ ppg. Nebraska's highest season average under Hoiberg is 77.7 ppg in 2024-25.

• NU's team 2.03-to-1 assist-to-turnover ratio ranks third nationally as of Jan. 19. It is on track to shatter the school mark of 1.81 set in 1984-85. The Big Ten has the top three teams nationally in that category (Purdue-1st; Northwestern-2nd). Only two teams (Gonzaga in 2024-25; Iowa in 2020-21) in the last 10 season have finished the year with a 2.00-to-1 assist-to-turnover ratio.

• Nebraska enters the Minnesota game ranked fourth in the Big Ten and 16th nationally with 18.3 assists per game. It is an increase of 4.5 assists per game from last season. Nebraska's highest assist per game total under Hoiberg is 15.3 per game in 2023-24.

• Nebraska has been stout defensively, ranking third in the Big Ten and 13th nationally in field goal percentage defense (.390). The Huskers are also 20th nationally in scoring defense, allowing just 65.4 ppg.

• The Huskers have held 12 of their 19 opponents to under 1.0 points per possession. Over the last three-plus seasons, NU is 52-3 (.945) when holding foes to under 1.00 PPP and 54-5 when holding opponents to under 70 points. Nebraska has improved its KenPom defensive efficiency in each of the past three seasons and is on track to continue that trend in 2025-26.

• The Huskers have excelled in close games this season, going 4-0 in games decided by one possession, including three times in Big Ten play. Last year, NU was 0-6 in games decided by one possession.

Program Turnaround

Years	Record (Pct.)
2019-20 to 2022-23 (4 years)	40-83 (.325)
2023-24 to present (2+ years)	63-25 (.715)

Ranked Foe Turnaround

Date	Record (Pct.)
1/1/20 to 3/1/22	0-23 (.000)
3/1/22 to present	11-11 (.500)

Most 3-Pointers Per Game

No.	3/Gm	Year
-	10.94	2025-26
1.	9.54	2001-02
2.	9.38	2023-24
3.	8.44	2020-21
4.	7.91	2019-20
5.	7.87	2006-07

Highest PPG in School History

No.	PPG	Year
1.	87.6	1990-91
2.	87.3	1993-94
-	81.2	2025-26
3.	80.7	1989-90
4.	80.5	1991-92
	80.5	1992-93

Highest Assist-to-Turnover Ratios

No.	Ratio	Year
-	2.03	2025-26
1.	1.81	1984-85
2.	1.64	1985-86
3.	1.38	2023-24
4.	1.34	1983-84

KenPom Adjusted Defense

Year	Adj D.	NCAA Rk.
2021-22	102.9	178th
2022-23	98.8	69th
2023-24	98.7	43rd
2024-25	97.7	41st
2025-26	96.4	12th

54.2

Nebraska's top four scorers (Rienk Mast, Pryce Sandfort, Braden Frager and Jamarques Lawrence) are combining for 54.2 points per game. None of them were in the Husker lineup last season.

1,012

Rienk Mast now has 1,012 career rebounds and is one of only three active players with at least 1,000 career rebounds, joining Notre Dame's Carson Towt and Gonzaga's Graham Ike on that list.

• The Huskers posted their third double-digit comeback of the season against Indiana on Jan. 10, overcoming a 16-point second-half deficit (also 16 vs. Oklahoma and 12 vs. USC Upstate). It marked the 12th time under Hoiberg NU has overcome a double-digit deficit, including seven times in the last two seasons.

• As of Jan. 22, there have been 20 triple-doubles in Division I basketball this season while NU is the only school with multiple players recording a triple double. Over the last seven seasons, only five schools - NU (2025-26), Iowa State (2023-24), Western Kentucky (2021-22), Portland (2021-22) and Utah (2019-20) - have had multiple players record triple-doubles in the same year.

• NU has 22 double-digit scoring runs this season, which is tied for eighth nationally according to EvanMiya.com as of Jan. 22. It is tied for second among Big Ten teams with Purdue, trailing only Michigan (28).

• Mast (1,680 points, 1012 rebounds) is one of two active Division I players with at least 1,600 points and 1,000 rebounds as of Jan. 19, joining Gonzaga's Graham Ike (2,261 points, 1,042 rebounds).

• Nebraska Head Coach Fred Hoiberg spent two seasons with the Minnesota Timberwolves (2003-05) before joining the Timberwolves front office for five seasons (2005-10). Hoiberg helped the Timberwolves to 58 wins and the Western Conference Finals in 2003-04. In his final season, he led the NBA in 3-point percentage (.483).

Husker Triple Doubles					
Name	Opp.	Date	Pts.	Reb.	Asst.
Berke Buyuktuncel	UND	12/21/25	12	11	10
Rienk Mast	FIU	11/9/25	18	12	10
Dalano Banton	Doane	12/17/20	13	11	10
Cam Mack	Purdue	12/15/19	11	10	12

**WASHINGTON RECAP**

The No. 7 Nebraska men's basketball team used an early run to take control in a 76-66 win over Washington 76-66 on Jan. 21. Pryce Sandfort paced the Huskers with 23 points for his third-straight 20-point game and eighth of the season. Sam Hoiberg added 14 points along with four assists and seven rebounds, while Rienk Mast (12) and Jamarques Lawrence (11) also reached double figures for NU. As a team, NU shot 50.9 percent from the field, including 11-of-29 from 3-point range, marking the third straight game NU shot 50 percent or better.

Mast helped the Huskers take control during a back-and-forth start to the game, scoring all seven of his first-half points in a three-minute span, as Nebraska built a 19-13 lead. Washington pulled to within 19-17 before Sandfort scored eight of his 10 first-half points in a 13-2 run that gave the Huskers a 32-19 lead with 6:30 left. The Huskies eventually pulled to within 36-28 with just over three minutes left, but Hoiberg closed the half on a 5-0 run to extend NU's lead to 41-28 at the break. Hannes Steinbach, who fished with 21 points and 12 rebounds, worked to get Washington back into the game in the second half, but three-pointers from Sandfort and Mast grew the lead to 61-44 with 10:41 remaining.

**NOTES FROM THE WASHINGTON GAME**

- Nebraska improved to 19-0 to continue the best start in program history. The Huskers also extended the nation's longest winning streak to 23 consecutive games, which is also a school record.
- NU is now 8-0 in Big Ten play, its best conference start since the 1965-66 season (10-0).
- The Huskers have now posted 11 double-digit victories this season, including nine double-digit wins in 12 home games.
- Pryce Sandfort scored a game-high 23 points, his third consecutive game with 20 or more points. Sandfort has eight 20-point efforts this season and nine in his career. Sandfort was 4-of-7 from the 3-point line, and he has now made 16-of-28 3-pointers over the last three games (57.1 percent).
- Sam Hoiberg scored 14 points, the second-highest total of his career in a Big Ten Conference game, one shy of the 15 points he scored at Maryland in 2023. He also tied for team highs in rebounds (seven) and assists (four).
- Nebraska has 18 assists and just eight turnovers, the fourth straight game with eight or fewer assists.

**RETURN OF MAST ANCHORS HUSKER POST**

The biggest addition of the offseason is the healthy return of Rienk Mast to the Husker lineup. On Jan. 14, he was named a third-team midseason All-American by the Sporting News

- Mast averages 14.9 points per game on 48 percent shooting along with 6.0 rebounds and 2.9 assists per game.
- Mast has reached double figures 15 times this season, including four 20-point efforts.
- His effort led NU to a win over No. 9 Michigan State with 19 points, including six 3-pointers, and seven rebounds.
- He had a season-high 31 points, including 7-of-10 from 3-point range, vs. Winthrop on Nov. 27. His seven 3-pointers were one off the school record and the most by a Husker since 2021.
- Mast earned a spot on the Hall of Fame Classic All-Tournament team by averaging 18.5 ppg in NU's two wins. Mast had 20 points, four rebounds and three assists in the 86-85 win over Kansas State.
- Mast became the third Husker to record a triple double against FIU on Nov. 8, finishing with 18 points, 12 rebounds and 10 assists. He joined Cam Mack (2019), Dalano Banton (2020) and Berke Buyuktuncel (2025) as the

Mast Among NCAA Division I Active Leaders (as of 1/19)	
Category	No. (NCAA Rank)
Rebounds	1,012 (3rd)
Points	1,680 (16th)
Games Played	139 (13th)
Double-Doubles	29 (9th)

**WHAT'S NEW A PBA IN 2025-26**

Fans will see a number of upgrades at Pinnacle Bank Arena this season, as ASM Global and PBA completed \$10 million in capital improvements to help continue a first-class experience for fans and teams earlier this fall.

- Center court features a new center hung scoreboard. The 37' 6" tall by 32' 6" wide scoreboard features a resolution of 29.9 million pixels. For comparison, the previous board had 6.5 million pixels. The board has fully integrated video screen capability, including the underbelly.
- A new 900 feet ribbon board was added inside the arena, expanding from 2' 7" tall to 3' 1" tall. The resolution doubled from 1.3 million pixels to 2.6 million pixels.
- The arena wi-fi network was upgraded throughout the PBA. The access points went from 250 to 600, tripling coverage and improving performance 5x, as a new 10 GB fiber pipe was added. Access points are in the seating areas with each access point supporting 70 seats.
- Other arena enhancements in 2025 include new LED lighting enhancements on the roof and in the concourses, along with new seats in the suite area around the arena.

**ATTENDANCE AT PINNACLE BANK ARENA**

Year	Average	NCAA Rank
2013-14 (1st year of PBA)	15,419	13th
2014-15	15,569	10th
2015-16	15,430	11th
2016-17	15,427	11th
2017-18	15,494	11th
2018-19	15,341	10th
2019-20	15,605	11th
2020-21*	NA	NA
2021-22	15,283	10th
2022-23	13,221	22nd
2023-24	14,597	15th
2024-25	14,964	13th
2025-26	14,385	16th

\*-No fans allowed because of COVID-19

**RECORD AT PINNACLE BANK ARENA**

Season	Wins	Losses	Pct.
2013-14	15	1	.938
2014-15	10	6	.625
2015-16	10	8	.556
2016-17	8	8	.500
2017-18	16	1	.941
2018-19	13	5	.722
2019-20	5	11	.313
2020-21	6	9	.400
2021-22	7	11	.368
2022-23	11	4	.733
2023-24	18	1	.947
2024-25	10	6	.625
2025-26	12	0	1.000
<b>Totals</b>	<b>141</b>	<b>72</b>	<b>.662</b>

**TOP-10 PBA CROWDS**

No.	Attend.	Opponent	Date
1.	15,998	Wisconsin	March 9, 2014
2.	15,991	Penn State	Feb. 25, 2018
3.	15,987	Tennessee-Martin	Nov. 28, 2014
4.	15,978	Northwestern	March 1, 2014
5.	15,960	Iowa	Feb. 25, 2022
6.	15,952	Iowa	Jan. 27, 2018
7.	15,950	Creighton	Dec. 8, 2018
8.	15,949	Arkansas State	Dec. 14, 2013
9.	15,946	South Dakota State	Nov. 15, 2019
10	15,945	Minnesota	Jan. 26, 2014

80+

Nebraska is 49-10 (.827) under Fred Hoiberg when scoring 80 or more points, including a 40-7 mark over the last three-plus seasons. Of those seven losses since the start of 2022-23, four came in overtime.

2025-26 HONOR ROLL

Team Honors

- Hall of Fame Classic Champions
- Andy Katz's Team of the Week (Dec. 15)
- Field of 68 Team of the Week (Dec. 15)

Braden Frager

- Hall of Fame Classic MVP
- Hall of Fame Classic All-Tournament Team
- Big Ten Freshman of the Week (Nov. 24)
- Big Ten Freshman of the Week (Dec. 22)
- Big Ten Freshman of the Week (Jan. 19)

Rienk Mast

- Third-Team Midseason All-American (Sporting News)
- Hall of Fame Classic All-Tournament Team
- Kareem Abdul-Jabbar Center of the Year Top 20 Preseason Watch List

Pryce Sandfort

- Dick Vitale's National Player of the Week (Dec. 15)
- Big Ten Co-Player of the Week (Dec. 15)

FALL SIGNEES

HUSKERS ANNOUNCE SIGNINGS OF RICE AND LANIER

Nebraska men's basketball coach Fred Hoiberg announced Nov. 11 that high school seniors Colin Rice (Waukee, Iowa) and Jacob Lanier (Maumelle, Ark.) have signed to play basketball at the University of Nebraska beginning next fall. Both Rice and Lanier are ranked among the top 100 seniors in the country and are rated as four-star prospects by many of the major recruiting services.

Name	Pos	Ht.	Wt.	Hometown (High School)
Colin Rice	F	6-8	200	Waukee, Iowa (Northwest)
Jacob Lanier	G	6-6	192	Maumelle, Ark. (Parkview Magnet)

Rice is a 6-foot-8, 200-pound forward who plays for Coach Brett Watson at Waukee Northwest High School. He is a four-star prospect who is ranked No. 69 in the class by Rivals, No. 76 by 247Sports and No. 91 by ESPN. As a junior, Rice led Waukee Northwest to a 23-4 record and a runner-up finish in Class 4A, averaging 12.5 points, 7.2 rebounds, 2.6 assists, 1.6 blocks and 1.3 steals per game while shooting 37.8 percent from 3-point range. He garnered 4A all-tournament team accolades after averaging 18.7 points and 11.3 rebounds over three tournament games, including 18 points and 15 rebounds in the 4A championship game. He played for Martin Borthers on the AAU circuit, earning first-team UA Rise honors by averaging 19.1 points, 7.3 rebounds and 2.3 assists per game in 16 games this summer. He was the MVP of Session 3 when he averaged 23.6 ppg while hitting on 42.3 percent from 3-point range. He was also selected for the 2025 NBPA Top 100 Camp.

Lanier returns to his home state for his senior season as he plays for Parkview Magnet School and Coach Jason Harrison. He is a top-100 recruit by ESPN, 247Sports and Rivals, which ranked him as the No. 2 player in the state of Arkansas. A four-star recruit by ESPN and 247 Sports, he opened his senior year with a 34-point, seven-rebound effort last weekend. Lanier finished his junior season at DME Academy, helping the school win the Sunshine Independent Athletic Association State championship in 2025. Lanier began his high school career at Maumelle High School, earning all-state honors as a freshman and sophomore, as he averaged 15 points and seven rebounds per game as a freshman. He played for Gulf Coast Blue Chips on the UAA Circuit this spring, earning first-team honors for the circuit as he averaged 17.4 points, 4.1 rebounds, 2.1 assists and 1.5 steals per game. Lanier was the MVP of the 2024 Pangos All American Camp Top 30 all-star game and attended the 2024 USA Basketball Men's Junior National Team April minicamp.

four Huskers in school history with triple doubles.

- In 2023-24, Mast averaged 11.3 ppg and led Nebraska in both rebounds (7.5 rpg) & assists (3.0 apg), becoming the third player in school history to lead the team in both assists and rebounds in the same season.
- His six double-doubles in 2023-24 were the most by a Husker since Aleks Maric had 15 during the 2007-08 season.

- For his college career, Mast is a three-time all-conference pick, as he was also a two-time All-Missouri Valley selection at Bradley in 2022 and 2023.
- He had the best game of his career against Ohio State on Jan. 23, 2024, setting a career high with 34 points, including six 3-pointers while adding 10 rebounds. It marked the first 30-point, 10-rebound game by a Husker since 2008. Mast, Aleks Maric and Eric Piatkowski are the only Huskers with 30-point, 10-rebound games since 1990.

PRYCE HAS BEEN RIGHT

Pryce Sandfort has been one of the top transfers in the Big Ten this season. The 6-foot-7 junior wing averages 17.0 points, 4.2 rebounds and 2.1 assists per game.

- He comes into the Minnesota game ranked 11th in the Big Ten in scoring and first in both 3-pointers per game (3.4) and 3-point percentage (.418).
- Over the last three games, he is averaging 24.3 ppg on splits of .585/.571/.900.
- Sandfort has a team-high eight 20-point games, including a career-high 32 points in a win at No. 13 Illinois and 28 against Oklahoma and Oregon.
- His 64 3-pointers this season puts him sixth 3-pointers shy of 10th place on NU's single-season list (70, Jaron Boone, 1994-95).
- Sandfort has five games with at least five 3-pointers, including a career-high seven 3-pointers against Oregon on Jan. 17. His seven 3-pointers fell one shy of the school record.

- He was named Big Ten Co-Player of the Week on Dec. 15 as he averaged 23.0 ppg on 64 percent shooting in wins over Wisconsin and Illinois.
- Sandfort is making a similar leap that his brother Payton made between his second and third collegiate seasons. The elder Sandfort saw his scoring average jump from 10.3 to 16.4 while also averaging more than two more rebounds per game as a junior.

FRAGER MAKING CASE FOR BIG TEN'S BEST SIXTH MAN

Braden Frager has been one of the biggest surprises in the Big Ten this season. The 6-foot-7 redshirt freshman has emerged as one of NU's top threats, averaging 12.2 points per game on 54 shooting on the season and 4.1 rebounds per game. He played just four minutes in Wednesday's win over Washington because of an ankle sprain.

- He is currently second among Big Ten reserves in scoring and one of five Big Ten reserves averaging double figures.
- He earned Big Ten Freshman of the Week for the third time this season on Jan. 21, averaging 21.5 points per game in wins over Oregon and Northwestern. He shot 59 percent from the floor and 50 percent from 3-point range in helping NU to a 2-0 week
- Frager had a 22-point, four-rebound effort at Northwestern on Jan. 20, his fourth 20-point effort of the year. No player nationally has more 20-point games off the bench this season.
- In the win over Oregon, he totaled a career-high 23 points, including 7-of-11 from 3-point range. His seven 3-pointers tied a freshman record for 3-pointers in a game (Cary Cochran, 1999 at TCU).
- Frager is one of eight power conference players - including three from the Big Ten - with at least three 20-point games off the bench this season (West Georgia-22, New Mexico-20, Oregon-23; Northwestern-20).
- Over his previous four games before Washington, Frager was averaging 17.3 points per game on 58 percent shooting and 4.3 rebounds per outing.
- He ranks third among all Big Ten freshmen in scoring and is the only Big Ten freshmen averaging double figures while starting under 50 percent of their team's games.
- With his three Big Ten Freshman-of-the-Week honors, he is just the third Husker player in the Big Ten era (2011-12 to present) to earn multiple weekly honors. He earned his first one in November after taking home MVP honors at the Hall of Fame Classic, averaging 18.0 points and 7.0 caroms per game in wins over New Mexico and Kansas State. His second one came in December when he had 17 points and four rebounds vs. North Dakota.
- With the Huskers enjoying one of the best seasons in school history, Frager's contributions remind long-time Husker fans of the role that Eric Piatkowski had on the 1990-91 team that won a school-record 26 games.

Piatkowski, like Frager, redshirted his first season before taking on the sixth man role the following season.

- In the Big Ten era, only one Husker freshman finished the season averaging double figures - Bryce McGowens in 2021-22 (16.8 ppg) - while only seven Husker freshmen in school history have finished the year averaging double figures.

Season	2024-25	2025-26
MPG	22.4	31.0
PPG	8.8	17.0
FG Pct.	.488	.485
RPG	2.9	4.2
APG	1.3	2.1
20+ games	1	8

Category	No.	Big Ten Rk.
Scoring	17.0	11th
3-Pt. Pct	.418	1st
3-Pt/Gm	3.4	1st

No.	Name (Year)	PPG
1.	Bryce McGowens (2021-22)	16.8
2.	Joe McCray (2004-05)	15.5
3.	Jerry Fort (1972-73)	14.5
4.	Dave Hoppen (1982-83)	13.9
-	<b>Braden Frager (2025-26)</b>	<b>12.2</b>
5.	Jake Muhleisen (2001-02)	11.7

Category	PPG	RPG	FG Pct.	3Pt Pct
Piatkowski (1990-91)	10.9	3.7	.465	.346
Frager (2025-26)	<b>12.2</b>	<b>3.9</b>	<b>.537</b>	<b>.373</b>

**2** Sam Hoiberg is one of two players nationally at 6-0 or under averaging at least five rebounds per game this season, joining Keon Thompson (Stephen F. Austin). Hoiberg grabbed a game-high seven rebounds in each of NU's last two contests.

**THE ULTIMATE GLUE GUY**

One of the leaders of the Husker program, Sam Hoiberg has been the glue for the Huskers' success in 2025-26. The fifth-year senior is setting career highs across the board, averaging 8.7 points on 54 percent shooting, 5.1 rebounds, 4.0 assists and 1.9 steals per game.

• He is the only Big Ten player and one of three power conference players nationally (Duke's Cameron Boozer and SMU's B.J. Edwards) averaging 4.75 rebounds, 3.75 assists and 1.75 steals per game as of Jan. 22.

• Nebraska is 52-14 (.787) over the past three-plus seasons when he plays at least 20 minutes.

• At the halfway point of the season, Hoiberg is third nationally in assist-to-turnover ratio (5.4-to-1) and is on pace to smash the school record for best assist-to-turnover ratio, which was set by Brian Carr (3.0-to-1) in 1985-86. Only four players have finished the season with better than a 2.5-to-1 assist-to-turnover ratio.

• Hoiberg is averaging 12.3 ppg on 67 percent shooting and 4.7 assists per game over NU's last three games.

• Hoiberg has eight double-figure games this season, most recently a 14-point, seven-rebound, four-assist effort in the win over Washington

• He nabbed a career-high six steals - the most by a Husker since 2017- along with 11 points and five assists vs. Oregon on Jan. 13.

• Hoiberg keyed the win over Creighton with 15 points and six assists while his free throw with 0.6 seconds left provided the margin in NU's 86-85 win over Kansas State. Hoiberg went a perfect 6-of-6 from the field against the Wildcats. Sam enjoyed a career night vs. UMES on Nov. 11, setting career bests with 18 points and seven rebounds.

• He became Nebraska's most recent graduate, as he received his degree in media and sports communications on Dec. 20. Hoiberg joins Rienk Mast (who has both undergraduate and graduate degrees), Cale Jacobsen and Jared Garcia as graduates on the 2025-26 Husker roster.

Highest Assist to Turnover Ratio			
No	Player	Ratio	Year
-	<b>Sam Hoiberg</b>	<b>5.42</b>	<b>2025-26</b>
1.	Brian Carr	3.05	1985-86
2.	Jamar Johnson	2.73	1993-94
3.	Brian Carr	2.58	1984-85
4.	Jack Moore	2.54	1981-82
5.	Charles Richrdson Jr.	2.52	2006-07

*min. 2.5 assists per game*

Making the Most of Senior Seasons				
Category	PPG	RPG	APG	SPG
Fred (ISU, '94-95)	19.9	5.6	2.2	1.1
Sam (NEB, '25-26)	8.4	5.0	4.0	2.0

**LAWRENCE IS BACK AND BETTER THAN EVER**

Jamarques Lawrence returned to Nebraska after spending last season at Rhode Island and is enjoying his best season at the college level. He has started all 19 games and averaging career highs in scoring (10.1 ppg) and assists (3.6 apg) while shooting 39 percent from 3-point range.

• Over the Huskers' last nine games dating back to Dec. 13, he is averaging 11.8 points per game, including six double-figure efforts, and 3.3 assists per game with a 2.7-to-1 assist-to-turnover ratio.

• Lawrence put together the best game of his career in NU's comeback at Indiana, finishing with a career-high 27 points, including 5-of-8 from 3-point range, along with season highs in rebounds (five) and steals (three).

• His biggest moment of the season capped NU's win at No. 13 Illinois on Dec. 13, as he hit a game-winning 3-pointer with 0.2 seconds remaining to cap a 14-point effort. It marked NU's first buzzer-beater win since 2018.

• He posted his first 20-point game as a Husker against New Mexico on Nov. 20, with a then-career-high 21 points, including four 3-pointers, and four assists.

**BENCH SUPPORT**

Nebraska has received outstanding play from its bench, averaging 22.7 ppg through the first 19 contests.

• The Huskers have gotten 18 double-figure efforts from their bench (Braden Frager-12; Cale Jacobsen-3; Connor Essegian-2; Jared Garcia-1).

• In the win at Ohio State on Jan. 5, Nebraska enjoyed a 22-0 advantage in bench points and outscored Oregon, 37-7 in bench points on Jan. 13

• Nebraska got a season-high 46 points from its bench in the wins over both West Georgia and FIU.

• Frager's 23 points off the bench vs. Oregon on Jan. 13 tied for the second-highest output by a Husker reserve in Fred Hoiberg's six-plus seasons at Nebraska.

**HOME SWEET HOME**

The Huskers have made Pinnacle Bank Arena a formidable home court in recent seasons under Fred Hoiberg. In 2024-25, NU was 10-6 at home with six wins coming by double figures and is an impressive 51-11 (.822) over the last three-plus seasons following the win over Washington on Jan. 21.

• NU has ranked in the top-15 nationally in attendance 10 times since Pinnacle Bank Arena opened in 2013-14, most recently 13th in 2024-25. NU ranks 16th nationally while five of the six remaining Big Ten home games this season are already sold out.

**HUSKERS IN THE PROS**

**NBA/G League**

Player (Years at NU)	League
Bryce McGowens (2022)	New Orleans Pelicans
Dalano Banton (2020-21)	NBA G League
Isaiah Roby (2017-19)	NBA G League
Trey McGowens (2021-22)	NBA G League
Josiah Allick (2024)	NBA G League
Brice Williams (2024-25)	NBA G League

**Overseas**

Player (Years at NU)	Country
Sek Henry (2007-10)	Mexico
Caleb Walker (2011-12)	Italy
Jorge Brian Diaz (2010-12)	Puerto Rico
Terran Petteway (2014-15)	Greece
Shavon Shields (2013-16)	Italy
Tai Webster (2014-17)	New Zealand
Evan Taylor (2017-18)	Germany
Jack McVeigh (2016-18)	Australia
Glynn Watson Jr. (2016-19)	France
James Palmer Jr. (2018-19)	Turkey
Matej Kavaz (2020)	France
Thorir Thorbjarnarson (2018-21)	Iceland
Shamiel Stevenson (2010-21)	Slovakia
Alonzo Verge Jr. (2022)	Germany
Trey McGowens (2021-22)	Hungary
Lat Mayen (2021-22)	Australia
Derrick Walker (2021-23)	Israel
Sam Griesel (2023)	Germany
Keisei Tominaga (2022-24)	Japan
Rollie Worster (2025)	Denmark
Juwan Gary (2023-25)	Belgium

**HOIBERG'S HUSKER TIES**

While Fred Hoiberg grew up in Ames and played his high school (Ames High School) and college basketball (Iowa State) there, he was born in Lincoln and has numerous ties to the city and to the University of Nebraska.

• Fred's father (Eric) and mother (Karen) both earned their undergraduate degrees from Nebraska in 1966.

In fact, Eric earned his undergraduate degree, Master's degree, and Ph.D. in sociology from the university.

• His maternal grandfather was former Husker basketball coach Jerry Bush. Known as the "Big Bear of the Coliseum," Bush guided NU from 1955 to 1963, and directed two of the greatest upsets ever – a 43-41 victory over No. 4 Kansas and Wilt Chamberlain, and a 55-48 victory over No. 1 Kansas State and Olympian Bob Boozer during the 1957-58 campaign.

• His paternal grandfather (Otto) received his Master's Degree and Ph.D from Nebraska. He joined the faculty of the University of Nebraska in 1948, where he taught sociology and served as director of the community development program in the University of Nebraska Extension Division.

**ESSEGIAN SIDELINED**

Nebraska will be without one of its top 3-point threats, as Connor Essegian suffered a season-ending ankle injury vs. Winthrop on Nov. 25.

Essegian played in NU's first seven games and averaged 5.4 ppg, including a pair of double-figure efforts. Last season, he was one of the Big Ten's top sixth men, averaging 10.7 points per game, including a team-high 78 3-pointers. His 78 3-pointers were the most by a Huskers since 2018-19.

**3** Braden Frager's three Big Ten Freshman of the Week awards is second only to Bryce McGowens (8 in 2021-22) among Huskers during the Big Ten era.

# NEBRASKA HEAD COACH FRED HOIBERG

## NEBRASKA (2019-PRESENT)

- Hired as Nebraska's 28th men's basketball coach on March 30, 2019, a position his grandfather (Jerry Bush) held for nine seasons from 1954 to 1963.
- Became the second Husker coach to post consecutive 20-win seasons, as the 2024-25 Huskers won 21 games and won the inaugural College Basketball Crown
- Guided Nebraska to the 2024 Diamond Head Classic title, the Huskers' first MTE title since 2000.
- Named Jim Phalen National Coach of the Year and shared Big Ten Coach-of-the-Year honors (coaches and media) in 2024.
- Coached Nebraska to a third-place finish in the Big Ten in 2023-24, the highest conference finish by NU since 1992-93.
- Guided Nebraska to its first NCAA Tournament appearance since 2014.
- Led Nebraska to its fourth win over a No. 1 team in school history and first time since 1982 (1/9/24 vs. No. 1 Purdue).
- Is the only coach in school history with two road wins against top-10 teams.
- Guided Nebraska to three consecutive road wins over ranked opponents (No. 23 Ohio State and No. 10 Wisconsin in 2021-22 and No. 7 Creighton in 2022-23) for the first time in school history.
- Had NBA Draft Picks in both 2021 (Dalano Banton) and 2022 (Bryce McGowens) and has produced 12 players who have reached the NBA.



## CHICAGO BULLS (2015-18)

- Coached the Chicago Bulls for three-plus seasons, posting a 115-155 record.
- Became just the fifth coach in franchise history to post a winning record in his debut season.
- Took the Bulls to the 2017 NBA Playoffs where they won the first two games against the top-seeded Boston Celtics, as the Bulls were the first No. 8 seed to take a 2-0 lead against a No. 1 seed since 1993.
- Was the fifth coach in NBA history to have each of his first two career playoff victories come on the road.



## IOWA STATE (2010-15)

- Served as head coach at his alma mater for five seasons, posting a 115-56 record, which is the top winning percentage in school history (.673).
- Led the Cyclones to four straight NCAA Tournament appearances - a program record - while his 115 wins were the most in a five-year stretch in school history.
- Guided Iowa State to back-to-back Big 12 Tournament titles in 2014 and 2015.
- Produced four All-Americans, 12 All-Big 12 honorees and 10 players who played in the NBA.
- Named Big 12 Coach of the Year in 2012, as the Cyclones went from three conference wins to 12 in one season.
- Won 28 games and reached the NCAA Sweet 16 in 2014.
- Led the Big 12 in scoring offense in two of his last four seasons and topped the conference in 3-pointers four times in five years.



## MINNESOTA TIMBERWOLVES (2005-10)

- Served as Vice President of Basketball Operations in 2009-10, overseeing the day-to-day operations of basketball programs including college and pro scouting, salary cap management and NBA Draft preparations.
- Was the Assistant General Manager for three seasons, helping the Timberwolves orchestrate a draft-day trade for five-time all-star Kevin Love in 2008.

## AS AN NBA PLAYER (1995-2005)

- Spent 10 years in the NBA with the Indiana Pacers (four seasons), Chicago Bulls (four seasons) and Minnesota Timberwolves (two seasons) after being selected in the second round of the 1995 NBA Draft.
- Was a member of three NBA Playoff Teams, including a Timberwolves team that reached the 2004 Western Conference Finals.
- Shot 40 percent from 3-point range during his career and led the NBA in 3-point shooting in his final season (48.3, 2004-05).
- Ended his NBA career abruptly at the age of 33 after undergoing open-heart surgery to repair an aneurysm in his aortic root.



## AS A PLAYER AT IOWA STATE (1991-95)

- Started all four seasons at Iowa State, averaging 15.8 points, 6.9 rebounds, 2.8 assists and 1.6 steals per game in his collegiate career.
- His No. 32 was retired by Iowa State in 1997 and he is a member of the Iowa State Hall of Fame.
- Garnered third-team All-America honors as a senior in 1994-95, averaging 19.9 points per game to help the Cyclones win a then-school-record 23 games and was named Big Eight Co-Male Athlete of the Year in 1995.
- Two-time Academic All-American who was inducted into the CSC Academic Hall of Fame in 2016.

## FRED HOIBERG'S COLLEGIATE COACHING RECORD

Year	School	Overall Record	Pct.	Conf. Record	Pct	Conf. Finish	Postseason
2010-11	Iowa State	16-16	.500	3-13	.188	12th	None
2011-12	Iowa State	23-11	.676	12-6	.677	T-3rd	NCAA Third Round
2012-13	Iowa State	23-12	.657	11-7	.611	T-4th	NCAA Third Round
2013-14	Iowa State	28-8	.778	11-7	.611	T-3rd	NCAA Sweet 16
2014-15	Iowa State	25-9	.735	12-6	.677	T-2nd	NCAA Second Round
2019-20	Nebraska	7-25	.219	2-18	.100	14th	None
2020-21	Nebraska	7-20	.259	3-16	.158	14th	None
2021-22	Nebraska	10-22	.313	4-16	.200	T-13th	None
2022-23	Nebraska	16-16	.500	9-11	.450	T-11th	None
2023-24	Nebraska	23-11	.676	12-8	.600	T-3rd	NCAA First Round
2024-25	Nebraska	21-14	.600	7-13	.350	T-12th	College Basketball Crown Champs.
2025-26	Nebraska	19-0	1.000	8-0	1.000		
<b>Totals</b>	<b>12th Season</b>	<b>218-164</b>	<b>.571</b>	<b>94-121</b>	<b>.435</b>		

# THE LAST TIME...

## Nebraska Team

Ranked in the top 5 (AP Poll) .....	Never Happened
Ranked in the top 10 (AP Poll) .....	Jan. 19, 2026 (No. 7)
Ranked in the top 20 (AP Poll) .....	Jan. 19, 2026 (No. 7)
Ranked in the top 25 (AP Poll) .....	Jan. 19, 2026 (No. 7)
Ranked in the top 25 (USA Today Coaches Poll) .....	Jan. 19, 2026 (No. 7)
Played AP Poll No. 1 ranked team .....	def. No. 1 Purdue (88-72), 1/9/2024
Defeated AP Poll No. 1 ranked team .....	def. No. 1 Purdue (88-72), 1/9/2024
Played AP Poll No. 2 ranked team .....	lost at No. 2 Michigan (47-62), 1/9/13
Defeated AP Poll No. 2 ranked team .....	vs. No. 2 Oklahoma State (85-69), 2/5/1992
Played Team Ranked 1-5 by AP .....	def. No. 1 Purdue (88-72), 1/9/2024
Defeated Team Ranked 1-5 by AP .....	def. No. 1 Purdue (88-72), 1/9/2024
Played Team Ranked 6-10 by AP .....	won vs. No. 9 Michigan State (58-56), 1/2/2025
Defeated Team Ranked 6-10 by AP .....	vs. No. 9 Michigan State (58-56), 1/2/2025
Defeated Team Ranked 11-25 by AP .....	at No. 13 Illinois (83-80), 12/13/2025
Defeated Team Ranked 1-10 by AP on Road .....	at No. 7 Creighton (63-53), 12/4/2022
Defeated Ranked Team by AP on Road .....	at No. 13 Illinois (83-80), 12/13/2025
Scored 100 or more points .....	105; vs. Oklahoma, 11/15/2025
Scored 90 or more points .....	90; vs. Oregon, 1/13/2025
Scored 80 or more points .....	90; vs. Oregon, 1/13/2025
Scored less than 50 points .....	46; Michigan, 2/24/2025
Scored less than 40 points .....	38; at Oregon, 12/15/2012
Shot 75% from the field .....	.750; vs. Nebraska-Omaha (42-56), 1/25/1988 \$
Shot 70% from the field .....	.723; vs. UNC Wilmington (34-47), 12/5/1997
Shot 60% from the field .....	.612; Indiana (30-49), 12/13/2024
Made 50 or more free throws .....	Never Happened
Made 40 or more free throws .....	43; vs. Texas (43-59), 1/3/1996 -\$
Made 30 or more free throws .....	37; vs. UTSA (37-50), 12/20/2017
Made 25 or more free throws .....	27; vs. New Hampshire (27-35), 12/30/2025
Attempted 60 or more free throws .....	60; vs. Kansas State (36-60), 1/11/1954 -\$
Attempted 50 or more free throws .....	50; vs. UTSA (37-50), 12/20/2017
Attempted 40 or more free throws .....	50; vs. UTSA (37-50), 12/20/2017
Attempted 30 or more free throws .....	35; vs. New Hampshire (27-35), 12/30/2025
Shot 100% from the foul line (min 10 att.) .....	1.000; at Illinois (14-14), 2/4/2024
Shot 95% from the foul line (min 10 att.) .....	1.000; at Illinois (14-14), 2/4/2024
Shot 90% from the foul line (min 10 att.) .....	.900; vs. Winthrop (9-10), 11/25/2025
Shot 90% from the foul line (min 20 att.) .....	.917; vs. Texas A&M (NCAA) (22-24), 3/22/2024
Made 20 or more 3-pointers .....	Never Happened
Made 15 or more 3-pointers .....	17; vs. Oregon (17-36), 1/13/2026
Made 10 or more 3-pointers .....	10; Washington (11-29), 1/20/2026
Made 0 3-pointers .....	0; vs. Jacksonville State (0-5), 12/18/2012
Held Opponent to 0 3-pointers .....	0; Southeastern Louisiana, 11/22/2015
Attempted 40 or more 3-pointers .....	41; vs. Nevada (9-41), 11/26/2020 \$
Attempted 30 or more 3-pointers .....	36; vs. Oregon (17-36), 1/13/2026
Attempted 20 or more 3-pointers .....	29; Washington (11-29), 1/20/2026
Shot 75% from 3-point range (min. 10 att.) .....	.750; vs. UT-Pan American (9-12), 12/2/2009 -\$
Shot 60% from 3-point range (min. 20 att.) .....	.632; Purdue (14-23), 1/9/24
Shot 60% from 3-point range (min. 10 att.) .....	.632; vs. Boise State (12-19), 4/5/2025
Shot 50% from 3-point range (min. 20 att.) .....	.556; vs. Oklahoma (15-27), 11/15/2025
Shot 50% from 3-point range (min. 10 att.) .....	.556; vs. Oklahoma (15-27), 11/15/2025
Had 60 or more rebounds .....	60; Oral Roberts, 12/22/1999
Had 50 or more rebounds .....	50; South Carolina State, 12/29/2023
Had 30 or more assists .....	35; Northeastern Illinois, 12/21/1994
Had 25 or more assists .....	29; FIU, 11/8/2025
Had 20 or more assists .....	20; Oregon, 1/13/2026
Had 15 or more assists .....	18; Washington, 1/17/2026
Had 20 or more steals .....	23; vs. Texas Tech, 3/4/1999 -\$
Had 15 or more steals .....	15; Indiana, 1/3/2024
Had 10 or more steals .....	11; Oregon, 1/13/2026
Had 15 or more blocked shots .....	15; vs. Coppin State, Dec. 6, 1996 -\$
Had 10 or more blocked shots .....	14; at Northwestern, 1/2/2018
Had 30 or more turnovers .....	31; at Creighton, 12/11/2005
Had 20 or more turnovers .....	20; South Carolina State, 12/29/2023
Had 5 or less turnovers .....	5; at Northwestern, 1/17/2026

## Nebraska Player...

Had 20 or more points: .....	23; Pryce Sandfort vs. Washington, 1/21/2026
Had 25 or more points: .....	28; Pryce Sandfort vs. Oregon, 1/13/2026
Had 30 or more points: .....	32; Pryce Sandfort at Illinois, 12/13/2025
Had 40 or more points: .....	43; Brice Williams at Ohio State, 3/4/25
Had 20 or more points in a half: .....	26; Pryce Sandfort (1st) at Illinois, 12/13/2025
Had 20 or more points in overtime(s): .....	22; Brice Williams (1st and 2nd OT) at Ohio State, 3/4/2025
Had No Player in Double Figures: .....	vs. Ohio State, 1/21/2012
Had Five Players with 10 or more points .....	vs. Wisconsin, 12/10/2025
..... Mast (17); Frager (15); Sandfort (14); Buyuktuncel (11); Hoiberg (12)	
Had Six Players with 10 or more points .....	North Dakota, 12/20/2023
..... Wilcher (16); Lawrence (14); Tomnaga (14); Williams (12); Gary (12); Allick (10)	
Two Huskers with 20 or more points, same game: .....	at Northwestern, 1/17/2026
..... Pryce Sandfort (22); Braden Frager (20)	
Two Huskers with 25 or more points, same game: .....	vs. Oklahoma, 11/15/2025
..... Pryce Sandfort (28); Rienk Mast (26)	
Three Huskers with 20 or more points, same game: .....	vs. UCF, 4/6/2025
..... Brice Williams (21); Connor Essegian (21); Juwan Gary (20)	
Two Huskers with 30 or more points, same game: .....	vs. Oregon, 11/25/1995
..... Tyronn Lue (30) & Jaron Boone (30) - only time in school history	
Had 10 or more rebounds: .....	10; Sam Hoiberg vs. New Hampshire, 12/30/2025
Had 15 or more rebounds: .....	18; Juwan Gary at Kansas State, 12/17/2023
Had 20 or more rebounds: .....	21; Kimani Ffriend vs. Oral Roberts, 12/22/1999
Had 25 or more rebounds: .....	26; Bill Johnson vs. Iowa State, 1/4/1954 -\$
Two Huskers with 10 or more rebounds, same game: .....	at Kansas State, 12/17/2023
..... (Juwan Gary-18; Rienk Mast-12)	
Three Huskers with 10 or more rebounds, same game: .....	vs. Texas Tech, 1/19/2000
..... (Steffon Bradford 16; Kimani Ffriend 12; Louis Truscott 11)	
Had 5 or more 3-pointers: .....	5; Pryce Sandfort at Northwestern (5-10), 1/13/2026
Had 6 or more 3-pointers: .....	7; Pryce Sandfort (7-11); Braden Frager (7-11) vs. Oregon, 1/13/2026
Had 7 or more 3-pointers: .....	7; Pryce Sandfort (7-11); Braden Frager (7-11) vs. Oregon, 1/13/2026
Had 8 or more 3-pointers: .....	8; Cary Cochran, vs. Baylor (8-13), 2/27/2002 -\$
Had 5 or more assists: .....	5; Sam Hoiberg vs. Oregon, 1/13/2026
Had 10 or more assists: .....	10; Berke Buyuktuncel vs. North Dakota, 12/21/2025
Had 15 or more assists: .....	15; Charles Richardson vs. Rutgers, 12/2/2006
Had 18 or more assists: .....	18; Brian Carr, at Evansville, 1/3/1985 -\$
Had 5 or more blocked shots: .....	5; Isaiah Roby vs. Northwestern, 2/16/2019
Had 6 or more blocked shots: .....	6; Isaiah Roby vs. Eastern Illinois, 11/11/2017
Had 7 or more blocked shots: .....	7; John Turek vs. Colorado, 3/2/2005
Had 9 or more blocked shots: .....	9; Mikki Moore vs. Coppin State, 12/6/1996 -\$
Had 10 or more blocked shots: .....	Never Happened
Had 5 or more steals: .....	6; Sam Hoiberg vs. Oregon, 1/13/2026
Had 6 or more steals: .....	6; Sam Hoiberg vs. Oregon, 1/13/2026
Had 7 or more steals: .....	7; Brandon Richardson at Ohio State, 1/3/2012
Had 8 or more steals: .....	8; Cookie Belcher vs. Oklahoma St., 2/7/2001 -\$
Had 10 or more steals: .....	Never Happened
Had Triple-Double (Points/Rebounds/Assists): .....	Berke Buyuktuncel, UND, 12/21/2025, 12/11/10
Had Double-Double (Points/Rebounds): .....	Berke Buyuktuncel, (12 pts/11 reb/10 asst.), North Dakota, 12/21/2025
Had Double-Double (Points/Assists): .....	Berke Buyuktuncel, (12 pts/11 reb/10 asst.), North Dakota, 12/21/2025
Had Double-Double (Points/Steals): .....	Never Happened
Had Double-Double (Points/Blocks): .....	Never Happened
Had Two Players with Double-Doubles: .....	Josiah Allick (10 pts./12 reb.) and Juwan Gary (15 pts./11 reb.) vs. Rutgers, 3/3/2024

\$ - School Record - # - Tied School record  
As of 1/22/2026

# 2025-26 RADIO/TV ROSTER




0 | CONNOR  
ESSEGIAN  
Sr. | G | 6-4 | 205




1 | SAM  
HOIBERG  
Sr. | G | 6-0 | 180



2 | KENDALL  
BLUE  
Sr. | G | 6-6 | 200



5 | BRADEN  
FRAGER  
Rfr. | F | 6-7 | 215



6 | WILL  
COOPER  
So. | F | 6-6 | 215



7 | JUSTIN  
BOLIS  
So. | F | 6-8 | 225




9 | BERKE  
BÜYÜKTÜNCEL  
Jr. | F | 6-10 | 244



10 | JAMARQUES  
LAWRENCE  
Sr. | G | 6-3 | 185




11 | QUENTIN  
RHYMES  
Fr. | G | 6-6 | 192




13 | UGNIUS  
JARUŠEVIČIUS  
Sr. | F | 6-11 | 245



15 | JARED  
GARCIA  
Sr. | F | 6-8 | 235



21 | PRYCE  
SANDFORT  
Jr. | F | 6-7 | 210



31 | CALE  
JACOBSEN  
Jr. | G | 6-4 | 195



33 | LEO  
CURTIS  
Fr. | F | 7-2 | 245



35 | HENRY  
BURT  
Jr. | F | 6-7 | 235



51 | RIENK  
MAST  
Sr. | F | 6-10 | 250



FRED HOIBERG  
Head Coach



PADYN BORDERS  
Assistant Coach/  
Recruiting  
Coordinator



NATE LOENSER  
Assistant Coach



PAT MONAGHAN  
Assistant Coach



ERNIE ZEIGLER  
Assistant Coach



LUCA VIRGILIO  
General Manager



KURT JOSEPH  
Director of Men's  
Basketball Strength &  
Conditioning



EMMANUEL  
TOMMY  
Director of Player  
Development



MICHAEL BANIA  
Video  
Coordinator



JUSTIN MOORE  
Coordinator of  
Analytics



SHERYL BURBACH  
Assistant Director of  
Basketball Operations




ANDREW MCCABE  
Athletic Trainer




PAT NORRIS  
Equipment Manager



JAKE BLATTNER  
Performance  
Nutrition Coordinator



MATT THOME  
NAPL Director



BRADEN GRANT  
Graduate Manager



CHARLIE HOIBERG  
Graduate Manager



SATCHEL STERN  
Graduate Manager



BROADCAST NOTES

2025-26 RECORD

19-0/8-0 Big Ten

LAST GAME

Jan. 21 Washington ..... 8 p.m. (BTN)

UPCOMING GAMES

Jan. 24 at Minnesota ..... 11 a.m. (FS1)
Jan. 27 at Michigan ... 6 p.m. (Peacock)
Feb. 1 Illinois ..... 3 p.m. (FS1)

HEAD COACH

Fred Hoiberg (Iowa St., 1995)
Nebraska: 102-108/7th
Career: 217-164/12th

ASSISTANT COACHES

Nate Loenser, 4th season
Ernie Zeigler, 3rd season
Pat Monaghan, 1st season
Padyrn Borders 1st season

2025-26 SCHEDULE

NOV
3 West Georgia ..... W, 86-53
8 FIU ..... W, 96-66
11 Md.-Eastern Shore ..... W, 69-50
at Sanford Pentagon (Sioux Falls)
15 vs. Oklahoma ..... W, 105-99
Hall of Fame Classic (KC)
20 vs. New Mexico ..... W, 84-72
21 vs. Kansas State ..... W, 86-85
25 Winthrop ..... W, 80-73
29 USC Upstate ..... W, 72-63

DEC

7 Creighton ..... W, 71-50
10 Wisconsin \* ..... W, 90-60
13 at No. 13 Illinois \* ..... W, 83-80
21 North Dakota ..... W, 78-55
30 New Hampshire ..... W, 86-55

JAN

2 No. 9 Mich. State \* ..... W, 58-56
5 at Ohio State \* ..... W, 72-69
10 at Indiana \* ..... W, 83-77
13 Oregon \* ..... W, 90-55
17 at Northwestern \* ..... W, 77-58
21 Washington \* ..... W,
24 at Minnesota \* ..... 11 a.m.
27 at Michigan \* ..... 6 p.m.

FEB

1 Illinois \* ..... 3 p.m.
7 at Rutgers \* ..... 11 a.m.
10 Purdue \* ..... 6 p.m.
14 Northwestern \* ..... Noon
17 at Iowa \* ..... 8 p.m.
21 Penn State \* ..... 1 p.m.
25 Maryland \* ..... 6 p.m.
28 at USC \* ..... 3 p.m.

MARCH

3 at UCLA \* ..... 10 p.m.
8 Iowa \* ..... 4 p.m.

\*Big Ten Game;
All times listed at central

Table with columns for player name, jersey number, position, stats (GP/GS, PPG, RPG, APG, SPG, FG%, 3PT%, FT%), last game, career highlights, and career highs. Rows include Connor Essegian, Sam Hoiberg, Kendall Blue, Braden Frager, Will Cooper, Justin Bolis, Berke Buyuktuncel, Jamarques Lawrence, Quentin Rhymes, Ugnius Jarusevicius, Jared Garcia, Pryce Sandfort, Cale Jacobsen, Leo Curtis, Henry Burt, and Rienk Mast.

2025-26 GAME BY GAME

Team	FG-FGA	Pct.	3FG-3FGA	Pct.	FT-FTA	Pct.	O-D	Reb.	PF	A	TO	B	S	Pts.	W/L
West Georgia	19-65	.292	4-24	.167	11-13	.846	12-25	37	21	8	12	4	7	53	
at Nebraska	30-64	.469	10-32	.313	16-25	.640	15-34	49	14	20	9	1	7	86	W
FIU	28-71	.394	6-23	.261	4-6	.667	17-23	40	13	13	20	5	9	66	
at Nebraska	37-67	.562	17-34	.500	5-6	.883	9-27	36	10	29	15	4	11	96	W
UMES	18-58	.310	7-22	.318	7-9	.778	10-27	37	15	9	16	3	2	50	
at Nebraska	24-61	.393	6-32	.188	15-18	.833	11-29	40	10	14	7	4	10	69	W
Oklahoma	33-63	.524	14-37	.378	19-21	.905	9-21	30	23	18	10	2	3	99	
vs. Nebraska	34-59	.576	15-27	.556	22-28	.786	8-22	30	18	20	5	0	4	105	W
New Mexico	26-67	.388	13-44	.295	7-11	.636	8-28	36	19	16	11	2	11	72	W
vs. Nebraska	27-57	.474	13-35	.371	17-25	.680	5-33	38	16	20	18	0	6	84	
Kansas State	27-62	.435	12-35	.343	19-22	.864	9-23	32	17	19	13	2	5	85	
vs. Nebraska	33-61	.541	8-32	.250	12-20	.600	8-24	32	17	16	12	0	6	86	W
Winthrop	26-69	.377	13-42	.310	8-13	.615	17-31	48	15	15	11	5	3	73	
at Nebraska	29-69	.420	13-38	.342	9-10	.900	10-28	38	12	22	5	5	7	80	W
USC Ustate	24-66	.364	12-35	.343	3-8	.375	9-27	36	18	11	11	3	9	63	
at Nebraska	25-60	.417	8-30	.267	14-18	.778	10-35	45	12	15	13	5	8	72	W
Creighton	16-52	.308	8-33	.242	10-17	.588	9-26	35	19	9	12	3	2	50	
at Nebraska	24-55	.436	10-27	.370	13-20	.650	8-31	39	14	11	8	2q	7	71	W
Wisconsin	22-64	.344	7-32	.219	9-11	.818	11-21	32	18	14	11	1	4	60	
at No. 23 Nebraska	33-61	.541	11-30	.367	13-15	.867	8-30	38	13	20	10	6	4	90	W
at No. 13 Illinois	28-58	.483	10-29	.345	14-20	.600	13-21	34	9	18	8	4	2	80	
No. 23 Nebraska	32-62	.516	12-26	.462	7-8	.875	8-19	27	21	20	6	2	6	83	W
North Dakota	19-57	.333	10-29	.345	7-9	.778	6-24	30	20	13	12	1	6	55	
at No. 15 Nebraska	28-62	.452	6-27	.222	16-19	.842	11-31	42	11	22	6	2	5	78	W
New Hampshire	18-56	.321	8-32	.250	11-17	.647	12-21	33	24	9	16	1	8	55	
at No. 13 Nebraska	27-59	.458	5-23	.271	27-35	.771	16-28	44	13	17	10	4	8	86	W
No. 9 Michigan State	17-50	.340	10-28	.357	12-16	.750	11-34	45	14	12	19	4	5	56	
at No. 13 Nebraska	18-57	.315	13-37	.351	9-13	.692	8-23	31	16	15	8	5	4	58	W
at Ohio State	26-57	.456	9-26	.346	8-13	.615	4-25	29	14	13	8	2	4	69	
No. 10 Nebraska	25-57	.439	8-29	.276	14-17	.824	8-30	12	12	12	12	1	5	72	W
at Indiana	26-56	.464	11-30	.367	14-17	.824	10-21	31	15	16	14	0	4	77	
No. 10 Nebraska	29-60	.483	14-34	.412	11-14	.786	9-22	31	12	18	8	0	9	83	W
Oregon	20-48	.417	6-23	.261	9-17	.529	7-22	29	14	11	16	0	3	55	
No. 8 Nebraska	32-60	.533	17-36	.472	9-11	.818	8-26	34	14	20	6	3	11	90	W
at Northwestern	23-54	.426	5-14	.357	7-10	.700	9-21	30	12	15	11	3	1	58	
No. 8 Nebraska	27-53	.509	11-26	.423	12-15	.800	6-22	28	12	18	5	3	7	77	W
Washington	27-61	.443	6-21	.286	6-10	.600	10-23	33	13	14	8	3	3	66	
No. 7 Nebraska	28-55	.509	11-29	.379	9-12	.750	4-27	31	13	18	8	1	4	76	W

## 2025-26 SUPERLATIVES

## NEBRASKA TEAM GAME HIGHS

POINTS	105	vs Oklahoma (11/15/25)
	96	FIU (11/08/25)
	90	OREGON (01/13/26)
	90	WISCONSIN (12/10/25)
FIELD GOALS MADE	37	FIU (11/08/25)
	34	vs Oklahoma (11/15/25)
FIELD GOAL ATTEMPTS	69	WINTHROP (11/25/25)
	67	FIU (11/08/25)
FIELD GOAL PERCENTAGE	.576 (34-59)	vs Oklahoma (11/15/25)
	.552 (37-67)	FIU (11/08/25)
3 PT FIELD GOALS MADE	17	OREGON (01/13/26)
	17	FIU (11/08/25)
3 PT FG ATTEMPTS	38	WINTHROP (11/25/25)
	37	MICHIGAN ST. (01/02/26)
3 PT FG PERCENTAGE	.556 (15-27)	vs Oklahoma (11/15/25)
	.500 (17-34)	FIU (11/08/25)
FREE THROWS MADE	27	NEW HAMPSHIRE (12/30/25)
	22	vs Oklahoma (11/15/25)
FREE THROW ATTEMPTS	35	NEW HAMPSHIRE (12/30/25)
	28	vs Oklahoma (11/15/25)
FREE THROW PERCENTAGE	.900 (9-10)	WINTHROP (11/25/25)
	.875 (7-8)	at Illinois (12/13/25)
REBOUNDS	49	WEST GA. (11/03/25)
	45	USC UPSTATE (11/29/25)
ASSISTS	29	FIU (11/08/25)
	22	NORTH DAKOTA (12/21/25)
	22	WINTHROP (11/25/25)
STEALS	11	OREGON (01/13/26)
	11	FIU (11/08/25)
BLOCKED SHOTS	6	WISCONSIN (12/10/25)
	5	MICHIGAN ST. (01/02/26)
	5	USC UPSTATE (11/29/25)
	5	WINTHROP (11/25/25)
TURNOVERS	18	vs New Mexico (11/20/25)
	15	FIU (11/08/25)
FOULS	21	at Illinois (12/13/25)
	18	vs Oklahoma (11/15/25)

## OPPONENT TEAM GAME HIGHS

POINTS	99	vs Oklahoma (11/15/25)
	85	vs Kansas St. (11/21/25)
	80	at Illinois (12/13/25)
FIELD GOALS MADE	33	vs Oklahoma (11/15/25)
	28	at Illinois (12/13/25)
	28	FIU (11/08/25)
FIELD GOAL ATTEMPTS	71	FIU (11/08/25)
	69	WINTHROP (11/25/25)
FIELD GOAL PERCENTAGE	.524 (33-63)	vs Oklahoma (11/15/25)
	.483 (28-58)	at Illinois (12/13/25)
3 PT FIELD GOALS MADE	14	vs Oklahoma (11/15/25)
	13	WINTHROP (11/25/25)
	13	vs New Mexico (11/20/25)
3 PT FG ATTEMPTS	44	vs New Mexico (11/20/25)
	42	WINTHROP (11/25/25)
3 PT FG PERCENTAGE	.378 (14-37)	vs Oklahoma (11/15/25)
	.367 (11-30)	at Indiana (01/10/26)
FREE THROWS MADE	19	vs Kansas St. (11/21/25)
	19	vs Oklahoma (11/15/25)
FREE THROW ATTEMPTS	22	vs Kansas St. (11/21/25)
	21	vs Oklahoma (11/15/25)
FREE THROW PERCENTAGE	.905 (19-21)	vs Oklahoma (11/15/25)
	.864 (19-22)	vs Kansas St. (11/21/25)
REBOUNDS	48	WINTHROP (11/25/25)
	45	MICHIGAN ST. (01/02/26)
ASSISTS	19	vs Kansas St. (11/21/25)
	18	at Illinois (12/13/25)
	18	vs New Mexico (11/20/25)
	18	vs Oklahoma (11/15/25)
STEALS	11	vs New Mexico (11/20/25)
	9	USC UPSTATE (11/29/25)
	9	FIU (11/08/25)
BLOCKED SHOTS	5	WINTHROP (11/25/25)
	5	FIU (11/08/25)
TURNOVERS	21	MICHIGAN ST. (01/02/26)
	20	FIU (11/08/25)
FOULS	24	NEW HAMPSHIRE (12/30/25)
	23	vs Oklahoma (11/15/25)

## NEBRASKA TEAM GAME LOWS

POINTS	58	MICHIGAN ST. (01/02/26)
	69	UMES (11/11/25)
	71	CREIGHTON (12/07/25)
FIELD GOALS MADE	18	MICHIGAN ST. (01/02/26)
	24	UMES (11/11/25)
	24	CREIGHTON (12/07/25)
FIELD GOAL ATTEMPTS	53	at Northwestern (01/17/26)
	55	CREIGHTON (12/07/25)
	55	WASHINGTON (01/21/26)
FIELD GOAL PERCENTAGE	.316 (18-57)	MICHIGAN ST. (01/02/26)
	.393 (24-61)	UMES (11/11/25)
3 PT FIELD GOALS MADE	5	NEW HAMPSHIRE (12/30/25)
	6	UMES (11/11/25)
	6	NORTH DAKOTA (12/21/25)
3 PT FG ATTEMPTS	23	NEW HAMPSHIRE (12/30/25)
	26	at Illinois (12/13/25)
	26	at Northwestern (01/17/26)
3 PT FG PERCENTAGE	.188 (6-32)	UMES (11/11/25)
	.217 (5-23)	NEW HAMPSHIRE (12/30/25)
FREE THROWS MADE	5	FIU (11/08/25)
	7	at Illinois (12/13/25)
FREE THROW ATTEMPTS	8	FIU (11/08/25)
	8	at Illinois (12/13/25)
FREE THROW PERCENTAGE	.600 (12-20)	vs Kansas St. (11/21/25)
	.625 (5-8)	FIU (11/08/25)
REBOUNDS	27	at Illinois (12/13/25)
	28	at Northwestern (01/17/26)
ASSISTS	11	CREIGHTON (12/07/25)
	12	at Ohio St. (01/05/26)
STEALS	4	vs Oklahoma (11/15/25)
	4	WISCONSIN (12/10/25)
	4	WASHINGTON (01/21/26)
BLOCKED SHOTS	0	Four times
TURNOVERS	5	vs Oklahoma (11/15/25)
	5	WINTHROP (11/25/25)
	5	at Northwestern (01/17/26)
FOULS	10	FIU (11/08/25)
	10	UMES (11/11/25)

## OPPONENT TEAM GAME LOWS

POINTS	50	UMES (11/11/25)
	50	CREIGHTON (12/07/25)
	53	WEST GA. (11/03/25)
FIELD GOALS MADE	16	CREIGHTON (12/07/25)
	17	MICHIGAN ST. (01/02/26)
FIELD GOAL ATTEMPTS	48	OREGON (01/13/26)
	50	MICHIGAN ST. (01/02/26)
FIELD GOAL PERCENTAGE	.292 (19-65)	WEST GA. (11/03/25)
	.308 (16-52)	CREIGHTON (12/07/25)
3 PT FIELD GOALS MADE	4	WEST GA. (11/03/25)
	5	at Northwestern (01/17/26)
3 PT FG ATTEMPTS	14	at Northwestern (01/17/26)
	21	WASHINGTON (01/21/26)
3 PT FG PERCENTAGE	.167 (4-24)	WEST GA. (11/03/25)
	.219 (7-32)	WISCONSIN (12/10/25)
FREE THROWS MADE	3	USC UPSTATE (11/29/25)
	4	FIU (11/08/25)
FREE THROW ATTEMPTS	6	FIU (11/08/25)
	8	USC UPSTATE (11/29/25)
FREE THROW PERCENTAGE	.375 (3-8)	USC UPSTATE (11/29/25)
	.529 (9-17)	OREGON (01/13/26)
REBOUNDS	29	at Ohio St. (01/05/26)
	29	OREGON (01/13/26)
ASSISTS	8	WEST GA. (11/03/25)
	9	UMES (11/11/25)
	9	CREIGHTON (12/07/25)
	9	NEW HAMPSHIRE (12/30/25)
STEALS	1	at Northwestern (01/17/26)
	2	UMES (11/11/25)
	2	CREIGHTON (12/07/25)
	2	at Illinois (12/13/25)
BLOCKED SHOTS	0	at Indiana (01/10/26)
	0	OREGON (01/13/26)
TURNOVERS	8	at Illinois (12/13/25)
	8	at Ohio St. (01/05/26)
	8	WASHINGTON (01/21/26)
FOULS	9	at Illinois (12/13/25)
	12	at Northwestern (01/17/26)

2025-26 SUPERLATIVES

WON/LOSS MARGIN

	1	2	3	4	5	6	7	8	9	10	11	12	13	14	15	16	17	18	19	20	+20
Husker Wins	1	1	2	0	0	2	1	0	1	1	0	1	0	0	0	0	0	0	2	0	7
Husker Losses	0	0	0	0	0	0	0	0	0	0	0	0	0	0	0	0	0	0	0	0	0

2025-26 INDIVIDUAL GAME HIGHS

Points	32	Sandfort, Pryce at Illinois (12/13/25)
	31	Mast,Rienk vs Winthrop (11/25/25)
	28	Sandfort, Pryce vs Oregon (01/13/26)
	28	Sandfort, Pryce vs Oklahoma (11/15/25)
	27	Lawrence, Jamarques at Indiana (01/10/26)
Field Goals Made	12	Sandfort, Pryce at Illinois (12/13/25)
	11	Mast,Rienk vs Winthrop (11/25/25)
Field Goal Att.	18	Sandfort, Pryce at Illinois (12/13/25)
	18	Mast,Rienk vs Winthrop (11/25/25)
	18	Sandfort, Pryce vs Oklahoma (11/15/25)
FG Pct (min 5 made)	1.000 (6-6)	Hoiberg,Sam vs Kansas St. (11/21/25)
	.833 (5-6)	Hoiberg,Sam vs Oregon (01/13/26)
3-Point FG Made	7	Sandfort, Pryce vs Oregon (01/13/26)
	7	Frager,Braden vs Oregon (01/13/26)
	7	Mast,Rienk vs Winthrop (11/25/25)
3-Point FG Att.	14	Sandfort, Pryce vs Kansas St. (11/21/25)
	13	Mast,Rienk vs Michigan St. (01/02/26)
3-Pt FG Pct (min 2 made)	1.000 (2-2)	Buyuktuncel,Berke at Indiana (01/10/26)
	1.000 (2-2)	Buyuktuncel,Berke vs Wisconsin (12/10/25)
Free Throws Made	8	Mast,Rienk vs Kansas St. (11/21/25)
	7	Frager,Braden vs New Hampshire (12/30/25)
	7	Frager,Braden vs North Dakota (12/21/25)
Free Throw Att.	10	Mast,Rienk vs Kansas St. (11/21/25)
	8	Lawrence, Jamarques at Indiana (01/10/26)
	8	Frager,Braden vs New Hampshire (12/30/25)
	8	Frager,Braden vs North Dakota (12/21/25)
	8	Buyuktuncel,Berke vs Creighton (12/07/25)
FT Pct (min 3 made)	1.000 (6-6)	Lawrence, Jamarques at Ohio St. (01/05/26)
	1.000 (6-6)	Hoiberg,Sam vs Oklahoma (11/15/25)
	1.000 (5-5)	Lawrence, Jamarques vs Michigan St. (01/02/26)
	1.000 (5-5)	Buyuktuncel,Berke vs New Hampshire (12/30/25)
	1.000 (5-5)	Mast,Rienk vs Creighton (12/07/25)
	1.000 (4-4)	Mast,Rienk vs New Hampshire (12/30/25)
	1.000 (4-4)	Frager,Braden vs Wisconsin (12/10/25)
	1.000 (4-4)	Buyuktuncel,Berke vs Wisconsin (12/10/25)
	1.000 (4-4)	Sandfort, Pryce vs Oklahoma (11/15/25)
	1.000 (4-4)	Curtis,Leo vs UMES (11/11/25)
Rebounds	13	Buyuktuncel,Berke vs Creighton (12/07/25)
	12	Mast,Rienk vs FIU (11/08/25)
Assists	10	Buyuktuncel,Berke vs North Dakota (12/21/25)
	10	Mast,Rienk vs FIU (11/08/25)
Steals	6	Hoiberg,Sam vs Oregon (01/13/26)
	5	Jacobsen, Cale vs USC Upstate (11/29/25)
Blocked Shots	3	Garcia, Jared vs Oregon (01/13/26)
	3	Mast,Rienk vs Michigan St. (01/02/26)
	3	Buyuktuncel,Berke vs UMES (11/11/25)
Turnovers	5	Mast,Rienk vs USC Upstate (11/29/25)
	5	Mast,Rienk vs New Mexico (11/20/25)
Fouls	5	Sandfort, Pryce vs Michigan St. (01/02/26)
	5	Jacobsen, Cale vs FIU (11/08/25)
Minutes	37	Sandfort, Pryce at Northwestern (01/17/26)
	37	Sandfort, Pryce at Indiana (01/10/26)
	37	Lawrence, Jamarques at Indiana (01/10/26)

2025-26 OPPONENT INDIVIDUAL GAME HIGHS

Points	32	Lamar Wilkerson at Indiana (01/10/26)
	27	PJ Haggerty vs Kansas St. (11/21/25)
	27	Nijel Pack vs Oklahoma (11/15/25)
	26	Abdi Bashir Jr. vs Kansas St. (11/21/25)
	22	Nick Martinelli at Northwestern (01/17/26)
	22	John Mobley Jr. at Ohio St. (01/05/26)
Field Goals Made	11	PJ Haggerty vs Kansas St. (11/21/25)
	10	Nijel Pack vs Oklahoma (11/15/25)
Field Goal Att.	22	Karmani Gregory vs USC Upstate (11/29/25)
	21	PJ Haggerty vs Kansas St. (11/21/25)
FG Pct (min 5 made)	.857 (6-7)	Hamed Olayinka vs FIU (11/08/25)
	.833 (5-6)	Tomislav Buljan vs New Mexico (11/20/25)
3-Point FG Made	7	Abdi Bashir Jr. vs Kansas St. (11/21/25)
	6	Karmani Gregory vs USC Upstate (11/29/25)
	6	Jake Hall vs New Mexico (11/20/25)
	6	Nijel Pack vs Oklahoma (11/15/25)
3-Point FG Att.	17	Karmani Gregory vs USC Upstate (11/29/25)
	15	Abdi Bashir Jr. vs Kansas St. (11/21/25)
	15	Jake Hall vs New Mexico (11/20/25)
3-Pt FG Pct (min 2 made)	1.000 (2-2)	Hannes Steinbach vs Washington (01/21/26)
	1.000 (2-2)	Luke Haupt vs New Mexico (11/20/25)
	1.000 (2-2)	Joseph Locandro vs UMES (11/11/25)
Free Throws Made	10	Jeremy Fears Jr. vs Michigan St. (01/02/26)
	9	Lamar Wilkerson at Indiana (01/10/26)
Free Throw Att.	10	Jeremy Fears Jr. vs Michigan St. (01/02/26)
	9	Lamar Wilkerson at Indiana (01/10/26)
	9	Kylan Boswell at Illinois (12/13/25)
FT Pct (min 3 made)	1.000 (10-10)	Jeremy Fears Jr. vs Michigan St. (01/02/26)
	1.000 (9-9)	Lamar Wilkerson at Indiana (01/10/26)
	1.000 (5-5)	Abdi Bashir Jr. vs Kansas St. (11/21/25)
	1.000 (5-5)	Derrion Reid vs Oklahoma (11/15/25)
	1.000 (4-4)	Kijan Robinson vs New Hampshire (12/30/25)
	1.000 (4-4)	John Blackwell vs Wisconsin (12/10/25)
	1.000 (4-4)	Xzayvier Brown vs Oklahoma (11/15/25)
	1.000 (4-4)	Shelton Williams-Dry vs West Ga. (11/03/25)
	1.000 (3-3)	Wei Lin vs Oregon (01/13/26)
	1.000 (3-3)	Andrej Stojakovic at Illinois (12/13/25)
	1.000 (3-3)	Keaton Wagler at Illinois (12/13/25)
	1.000 (3-3)	Levi Beckwith vs UMES (11/11/25)
Rebounds	13	Carson Cooper vs Michigan St. (01/02/26)
	12	Hannes Steinbach vs Washington (01/21/26)
Assists	10	Keaton Wagler at Illinois (12/13/25)
	7	Bruce Thornton at Ohio St. (01/05/26)
	7	Jeremy Fears Jr. vs Michigan St. (01/02/26)
	7	PJ Haggerty vs Kansas St. (11/21/25)
Steals	4	Isaiah Skinner vs USC Upstate (11/29/25)
	3	Daive Poser vs New Hampshire (12/30/25)
	3	John Blackwell vs Wisconsin (12/10/25)
	3	Carmelo Adkins vs USC Upstate (11/29/25)
	3	Uriah Tenette vs New Mexico (11/20/25)
	3	Brady Hardewig vs West Ga. (11/03/25)
Blocked Shots	3	Eric Dibami vs FIU (11/08/25)
	3	Kenneth Chime vs West Ga. (11/03/25)
Turnovers	4	Jayden Reid at Northwestern (01/17/26)
	4	Carson Cooper vs Michigan St. (01/02/26)
	4	Jeremy Fears Jr. vs Michigan St. (01/02/26)
	4	Comeh Emuobor vs New Hampshire (12/30/25)
	4	R.J. Kennedy vs New Hampshire (12/30/25)
	4	Greyson Uelmen vs North Dakota (12/21/25)
	4	PJ Haggerty vs Kansas St. (11/21/25)
	4	Antonio Chol vs New Mexico (11/20/25)
	4	Corey Stephenson vs FIU (11/08/25)
	4	Julian Mackey vs FIU (11/08/25)
	4	Ashton Williamson vs FIU (11/08/25)
Fouls	5	George Natsvlishvili vs North Dakota (12/21/25)
	5	Logan Duncomb vs Winthrop (11/25/25)
	5	Chris Howell vs New Mexico (11/20/25)
	5	Uriah Tenette vs New Mexico (11/20/25)
	5	Nijel Pack vs Oklahoma (11/15/25)

2025-26 HUSKER LINEUPS

No.	Starting Lineup	Record
1.	Buyuktuncel, Hoiberg, Lawrence, Mast, Sandfort	18-0
1.	Frager, Hoiberg, Lawrence, Mast, Sandfort	1-0

## 2025-26 GAME RECAPS

(-----Nebraska Individual Leaders-----)

Date	Opponent	Result	Record (BIG)	Attend.	Points	Rebounds	Assists	Steals
11/3	West Georgia	W, 86-53	1-0 (0-0)	13,555	Frager (22)	Mast (11)	Lawrence (6)	Hoiberg, Jacobsen, Frager (2)
11/8	FIU	W, 96-66	2-0 (0-0)	14,023	Sandfort (20)	Mast (12)	Mast (10)	Four players (2)
11/11	UMES	W, 69-50	3-0 (0-0)	13,553	Sandfort (19)	Hoiberg (7)	Hoiberg (4)	Hoiberg (4)
11/15	vs. Oklahoma	W, 105-99	4-0 (0-0)	3,463	Sandfort (28)	Mast, Jacobsen (6)	Sandfort (7)	Jacobsen (2)
11/20	vs. New Mexico	W, 84-72	5-0 (0-0)	5,278	Lawrence (21)	Frager (8)	Hoiberg (6)	Hoiberg (2)
11/21	vs. Kansas State	W, 86-85	6-0 (0-0)	6,743	Sandfort (21)	Buyuktuncel (8)	Lawrence (5)	Hoiberg (3)
11/25	Winthrop	W, 80-73	7-0 (0-0)	13,973	Mast (31)	Sandfort (8)	Hoiberg (6)	Hoiberg (4)
11/29	USC Upstate	W, 72-63	8-0 (0-0)	14,107	Sandfort (20)	Sandfort (9)	Sandfort (4)	Jacobsen (5)
12/7	Creighton	W, 71-50	9-0 (0-0)	15,256	Mast (20)	Buyuktuncel (13)	Hoiberg (5)	Sandfort (3)
12/10	Wisconsin	W, 90-60	10-0 (1-0)	13,831	Mast (17)	Mast (10)	Lawrence (7)	Four players (1)
12/13	at No. 13 Illinois	W, 83-80	11-0 (2-0)	15,286	Sandfort (32)	Mast (7)	Lawrence, Hoiberg (6)	Buyuktuncel (3)
12/21	North Dakota	W, 78-55	12-0 (2-0)	14,519	Frager (17)	Buyuktuncel (11)	Buyuktuncel (10)	Five players (1)
12/30	New Hampshire	W, 86-55	13-0 (2-0)	14,497	Sandfort (19)	Hoiberg (10)	Mast (5)	Hoiberg (3)
1/2	No. 9 Michigan State	W, 58-56	14-0 (3-0)	14,841	Mast (19)	Mast (7)	Hoiberg (5)	Frager (4)
1/5	at Ohio State	W, 72-69	15-0 (4-0)	10,362	Frager (15)	Hoiberg (9)	Hoiberg (4)	Sandfort, Hoiberg (2)
1/10	at Indiana	W, 82-77	16-0 (5-0)	13,407	Lawrence (27)	Mast (6)	Hoiberg (5)	Hoiberg, Lawrence (3)
1/13	Oregon	W, 90-55	17-0 (6-0)	15,163	Sandfort (28)	Garcia (5)	Hoiberg (5)	Hoiberg (6)
1/17	at Northwestern	W, 77-58	18-0 (7-0)	5,783	Sandfort (22)	Hoiberg (7)	Four players (4)	Lawrence (3)
1/21	Washington	W, 76-66	19-0 (8-0)	15,203	Sandfort (23)	Hoiberg, Buyuktuncel (7)	Mast, Hoiberg, Lawrence (4)	Lawrence (2)

GAME BY GAME STARTERS

Opponent	Date	Result	Guard	Guard	Guard/Forward	Forward	Forward
West Georgia	11/3	W	Lawrence	Hoiberg	Sandfort	Buyuktuncel	Mast
FIU	11/8	W	Lawrence	Hoiberg	Sandfort	Buyuktuncel	Mast
Maryland-Eastern Shore	11/11	W	Lawrence	Hoiberg	Sandfort	Buyuktuncel	Mast
vs. Oklahoma	11/15	W	Lawrence	Hoiberg	Sandfort	Buyuktuncel	Mast
vs. New Mexico	11/20	W	Lawrence	Hoiberg	Sandfort	Buyuktuncel	Mast
vs. Kansas State	11/21	W	Lawrence	Hoiberg	Sandfort	Buyuktuncel	Mast
Winthrop	11/25	W	Lawrence	Hoiberg	Sandfort	Fragar	Mast
USC Upstate	11/29	W	Lawrence	Hoiberg	Sandfort	Buyuktuncel	Mast
Creighton	12/7	W	Lawrence	Hoiberg	Sandfort	Buyuktuncel	Mast
Wisconsin	12/10	W	Lawrence	Hoiberg	Sandfort	Buyuktuncel	Mast
at No. 13 Illinois	12/13	W	Lawrence	Hoiberg	Sandfort	Buyuktuncel	Mast
North Dakota	12/21	W	Lawrence	Hoiberg	Sandfort	Buyuktuncel	Mast
New Hampshire	12/30	W	Lawrence	Hoiberg	Sandfort	Buyuktuncel	Mast
No. 9 Michigan State	1/2	W	Lawrence	Hoiberg	Sandfort	Buyuktuncel	Mast
at Ohio State	1/5	W	Lawrence	Hoiberg	Sandfort	Buyuktuncel	Mast
at Indiana	1/10	W	Lawrence	Hoiberg	Sandfort	Buyuktuncel	Mast
Oregon	1/13	W	Lawrence	Hoiberg	Sandfort	Buyuktuncel	Mast
at Northwestern	1/17	W	Lawrence	Hoiberg	Sandfort	Buyuktuncel	Mast
Washington	1/21	W	Lawrence	Hoiberg	Sandfort	Buyuktuncel	Mast

THE LAST TIME...

Nebraska...	A Nebraska Opponent...
Scored 100 or more points.....105; vs. Oklahoma, 11/15/25	116; at Ohio State, 3/4/25
Scored 90 or more points.....90; vs. Oregon, 1/13/26	99; vs. Oklahoma, 11/15/25
Scored 41 to 50 points.....46; Michigan, 2/24/25	50; Creighton, 12/7/25
Scored 40 or fewer points .....38; at Oregon, 12/15/12	38; Southwest Minnesota State, 12/28/18
Shot 70% from the field......723; vs. UNC Wilmington 12/5/97 (34-47)	.723; Kansas, 2/2/85 (34-47)
Shot 60% from the field......612; vs. Indiana, 12/13/24 (30-49)	.607; at Penn State, 2/19/25 (34-56)
Shot 90% from the free throw line (Min 10 attempts)......941; Maryland, 2/13/25 (16-17)	.929; at Penn State, 2/19/24 (13-14)
Made 10, 3-Point Field Goals .....17; Oregon, 1/13/26 (17-36)	11; at Indiana, 1/10/26 (11-30)
Had 60 rebounds.....60; vs. Oral Roberts, 12/22/99	70; at NC State, 12/1/21
Had 50 rebounds.....50; South Carolina State, 12/29/23	50; Michigan, 2/24/25
Had 30 assists .....35; vs. Northeastern Illinois, 12/21/94	32; at Purdue, 1/12/25
Had 15 steals .....15; Indiana, 1/3/24	16; at Creighton, 12/11/2020
Had 10 blocked shots .....14; at Northwestern, 1/2/18	11; at NC State, 12/1/21
Had 10 or fewer turnovers .....5; at Northwestern, 1/17/26	8; at Illinois, 12/13/25
Had 20 or more turnovers.....20; South Carolina State, 12/29/23	20; vs. FIU, 11/8/25
Had three players with 20 points .....vs. UCF, 4/6/25	at Ohio State, 3/5/24
.....(Essegian-21; Williams-21; Gary-20)	(Thornton-29; Parrish-22; Royal-22; Mobley Jr.-20)
Had three players with 10 rebounds .....vs. Texas Tech, 1/19/00	at Kansas, 1/9/02
.....(Bradford 16, Ffriend 12, Truscott 11)	(Collision 13, Gooden 12, Simien 10)
Had five players reach double-figure points.....vs. Oklahoma, 11/15/25	vs. Oklahoma, 11/15/25
.....(Sandfort-28; Mast-26; Buyuktuncel-16; Lawrence-14; Jacobsen-10)	(Pack-27; Brown-20; Davis-17; Reid-11; Forsythe-10; Atak-10)
Had a player score 40 points .....43; Brice Williams at Ohio State, 4/3/25	40; Terrence Shannon Jr., Illinois, 3/16/2024
Had a player score 30 points .....32; Pryce Sandfort at Illinois, 12/13/25	30; Lamar Wilkinson, Indiana, 1/10/26
Had a player grab 15 rebounds .....18; Juwan Gary at Kansas State, 12/17/2023	16; Julian Reese, Maryland, 1/27/24
Had a player dish out 10 assists.....10; Berke Buyuktuncel vs. North Dakota, 12/21/25	10; Keaton Wagler, at Illinois, 12/13/25
Had a player collect five steals .....6; Sam Hoiberg vs. Oregon, 1/13/26	6; Ace Baldwin Jr., at Penn State, 2/19/23
Had a player block five shots.....5; Isaiah Roby vs. Maryland, 2/6/18	7; Zach Edey, Purdue, 12/10/2022
Had a player with a triple double .....12 pt/11 reb/10 asst.; Berke Buyuktuncel vs. UND, 12/21/25	12 pt/11 reb./10 asst.; Trayce Jackson-Davis, Indiana, 12/7/22

SPECIALTY STATS

MISC. REVIEW

Nebraska Record When:	All (W)	All(L)	H(W)	H(L)	A (W)	A (L)	Nebraska Record When:	All (W)	All(L)	H(W)	H(L)	A (W)	A (L)
Ahead at Halftime	13	0	9	0	4	0	Rebounds are Even	2	0	0	0	2	0
Behind at Halftime	4	0	2	0	2	0	Committing More TOs than Opp	3	0	1	0	2	0
Tied at Halftime	2	0	1	0	1	0	Committing Fewer TOs than Opp	16	0	11	0	5	0
Bench Outscores Opponent's	12	0	8	0	4	0	Turnovers are Even	0	0	0	0	0	0
Opponent Bench Outscores NU	7	0	4	0	3	0	Leading with 5:00 left	17	0	11	0	6	0
Bench scoring is even	0	0	0	0	0	0	Trailing with 5:00 left	2	0	1	0	1	0
Shooting 50% or Better	8	0	4	0	4	0	Tied with 5:00 left	0	0	0	0	0	0
Shooting Under 50%	11	0	8	0	3	0	In Overtime	0	0	0	0	0	0
Opp. Shoots 50% or Better	1	0	0	0	1	0	Scoring 80 or more points	11	0	6	0	5	0
Opp. Shoots Under 50%	18	0	12	0	6	0	Scoring 61 to 79 points	7	0	5	0	2	0
Outshooting Opponent (pct.)	17	0	11	0	6	0	Scoring 60 or fewer points	1	0	1	0	0	0
Outshot by Opponent (pct.)	2	0	1	0	1	0	Allowing 80 or more points	4	0	1	0	3	0
Shooting is even	0	0	0	0	0	0	Allowing 61 to 79 points	7	0	4	0	3	0
Outrebounding Opponent	9	0	7	0	2	0	Allowing 60 or fewer points	8	0	7	0	1	0
Outrebounded by Opponent	8	0	5	0	3	0							

MISC. TOTALS

Biggest margin of victory .....	35, Oregon (1/13)	Largest halftime lead surrendered in loss .....	NA
Biggest margin of defeat .....	NA	Largest lead at any time .....	39, FIU (11/8); Oregon (1/13)
Largest deficit overcome in win.....	16, vs. Oklahoma (11/15); at Indiana (1/10)	Largest deficit at any time .....	16, vs. Oklahoma (11/15); at Indiana (1/10)
Largest halftime deficit overcome in win .....	9, at Indiana (1/10)	Largest runs without opponent scoring .....	17, USC Upstate (4:31- 0:03, 1st)
Largest lead surrendered in loss.....	NA	Largest opponent run without NU scoring.....	13, at Illinois (4:32 (1st)-19:00 (2nd)

SPECIALTY STATS

Opponent	NU-Opp Paint	NU-Opp off TO	NU-Opp 2nd Ch.	NU-Opp Bench	Largest Lead	Largest Deficit	Tip	1st Sub(s)
West Georgia	38-26	12-10	19-13	46-11	38 (2nd, 5:16)	6 (1st, 16:11)	L	Jacobsen
FIU	34-38	30-10	12-14	46-26	39 (2nd, 11:05)	1 (1st, 17:27)	L	Essegian, Frager, Jacobsen
Maryland-Eastern Shore	36-16	12-4	12-5	16-38	31 (2nd, 11:52)	-	L	Frager
vs. Oklahoma	38-29	17-8	4-13	13-22	11 (2nd, 2:43)	16 (1st, 6:43)	L	Essegian
vs. New Mexico	28-26	20-14	5-8	27-22	20 (1st, 8:33)	-	W	Jacobsen
vs. Kansas State	48-24	24-18	11-13	20-8	15 (1st, 9:44)	5 (2nd, 7:21)	L	Frager, Jacobsen
Winthrop	32-22	10-7	10-12	21-32	13 (2nd, 5:35)	4 (1st, 2:37)	L	Garcia, Jacobsen
USC Upstate	34-12	11-6	10-8	25-17	16 (2nd, 1:29)	12 (1st, 10:33)	L	Frager Jacobsen
Creighton	24-12	10-6	8-8	9-25	27 (2nd, 2:29)	-	L	Frager
Wisconsin	44-24	13-9	10-7	9-28	33 (2nd, 6:56)	5 (1st, 18:33)	L	Frager
at No. 13 Illinois	34-34	8-8	9-19	10-15	14 (1st, 6:31)	2 (1st, 17:41)	W	Frager, Jacobsen, Garcia
North Dakota	40-16	15-2	6-0	24-23	25 (2nd, 0:50)	9 (1st, 13:27)	L	Frager
New Hampshire	42-12	19-5	22-7	30-24	34 (2nd, 2:33)	5 (1st, 9:59)	W	Frager
No. 9 Michigan State	10-10	6-11	7-9	10-3	9 (2nd, 9:31)	4 (1st, 10:08)	L	Frager
at Ohio State	32-30	8-17	6-2	22-0	14 (1st, 8:31)	3 (2nd, 8:38)	L	Frager, Jacobsen
at Indiana	26-24	11-6	9-13	18-19	9 (2nd, 3:41)	16 (2nd, 17:42)	L	Frager, Jacobsen
Oregon	30-26	23-4	11-6	37-7	39 (2nd, 2:31)	3 (1st, 15:23)	L	Frager
at Northwestern	28-24	12-5	10-8	22-13	19 (2nd, 7:42)	3 (1st, 18:12)	L	Frager
Washington	26-40	10-7	4-11	8-19	18 (2nd, 14:45)	2 (1st, 19:38)	L	Frager

# CONNOR ESSEGIAN

SENIOR • GUARD • 6-4 • 205 • FORT WAYNE, IND. • WISCONSIN

Pronounced eh-SEE-jin



## 2025-26 HONORS

- Armenian National Team (2025)

- Senior who suffered a season-ending injury to his right ankle in the second half of the Nov. 25 win over Winthrop
- Played in seven games, averaging 5.4 ppg including eight 3-pointers, and is 71 points shy of 1,000 for his career
- Reached double figures twice in 2025-26, including 13 points on 5-of-8 shooting, including a trio of 3-pointers, in the win over FIU
- Totaled 12 points in 18 minutes off the bench in NU's win over West Georgia
- Represented Armenia this past June, averaging 16.0 points, 4.5 rebounds and 2.0 steals per game in a two-game sweep of Costa Rica in LA
- Played in all 34 games in his first season at NU in 2024-25 after transferring from Wisconsin and averaged 10.7 points and 2.8 rebounds per game
- Was among the Big Ten leaders in 3-pointers (2.2/gm, ninth) & 3-point percentage (.377, 11th) while his 78 3-pointers tied for sixth in NU history
- Posted 17 double-figure games in 2024-25, including a career-high 29 points, including six 3-pointers, against South Dakota
- Played in 33 games at UW in 2023-24, averaging 3.2 points per game, as the Badgers went 22-14 & reached the NCAA Tournament.
- Named to Big Ten All-Freshman team in 2022-23, as he played in all 35 games and averaged 11.7 points and 3.7 rebounds per game
- Set a Wisconsin school record for a freshman with 69 3-pointers while he was 10th in the Big Ten in 3-pointers per game and shot nearly 36 percent from beyond the arc
- Totaled 2,526 points at Central Noble High School to finish 10th all-time in the state of Indiana in scoring
- Led Central Noble to the state title game as a senior and was a finalist for Mr. Basketball (26.5 ppg, 6.4 rpg and 2.3 apg)
- Majors in journalism with a emphasis on digital media
- His grandfather's cousin was Chuck Essegian, who played baseball and football at Stanford before playing in the Major Leagues

## CAREER STATS

SEASON	TEAM	GP-GS	MIN/AVG	Field Goals		3-Point		F-Throws		Rebounds				Scoring						
				FG-FGA	FG%	3FG-3FGA	3FG%	FT-FTA	FT%	OFF	DEF	TOT	AVG	PF-FO	A	TO	BLK	STL	PTS	AVG
2022-23	Wisc	35-19	959/27.4	133-329	.404	69-192	.359	76-86	.884	24	107	131	3.7	60-0	26	36	1	19	411	11.7
2023-24	Wisc	33-0	242/7.3	37-96	.385	20-66	.303	10-11	.909	2	25	27	0.8	24-0	8	12	0	4	104	3.2
2024-25	Nebr	35-3	786/22.4	125-308	.406	78-207	.377	48-60	.800	8	90	98	2.8	36-0	38	33	3	17	376	10.7
2025-26	Nebr	7-0	98/14.1	14-44	.318	8-31	.258	2-4	.500	2	7	9	1.3	6-0	6	5	0	2	38	5.4
<b>TOTAL FOR Nebr</b>		<b>42-3</b>	<b>884/21.0</b>	<b>139-352</b>	<b>.395</b>	<b>86-238</b>	<b>.361</b>	<b>50-64</b>	<b>.781</b>	<b>10</b>	<b>97</b>	<b>107</b>	<b>2.5</b>	<b>42-0</b>	<b>44</b>	<b>38</b>	<b>3</b>	<b>19</b>	<b>414</b>	<b>9.9</b>
<b>TOTAL</b>		<b>110-22</b>	<b>2084/18.9</b>	<b>309-777</b>	<b>.398</b>	<b>175-496</b>	<b>.353</b>	<b>136-161</b>	<b>.845</b>	<b>36</b>	<b>229</b>	<b>265</b>	<b>2.4</b>	<b>126-0</b>	<b>78</b>	<b>86</b>	<b>4</b>	<b>42</b>	<b>929</b>	<b>8.4</b>

## MISC. STATS

Category	2025-26	Career*
10+ Points	2	44
20+ Points	0	7
30+ Points	0	0
40+ Points	0	0
Double-Doubles	0	1
10+ Rebounds	0	1
10+ Assists	0	0
Led NU in Scoring	0	7
Led NU in Reb.	0	2
Led NU in Assists	0	1

\*Includes Wisconsin

## 2025-26 GAME BY GAME

Opponent	Date	GS	MIN	Total		3-Pointers		Free throws		Rebounds				PF A TO BLK STL PTS AVG						
				FG-FGA	PCT	3FG-3FGA	PCT	FT-FTA	PCT	OFF	DEF	TOT	AVG	PF	A	TO	BLK	STL	PTS	AVG
West Ga.	11/03/2025		18:18	5-12	.417	1-7	.143	1-2	.500	0	1	1	1.0	1	0	0	0	0	12	12.0
FIU	11/08/2025		20:14	5-8	.625	3-5	.600	0-0	.000	0	0	0	0.5	1	1	0	0	0	13	12.5
UMES	11/11/2025		14:22	0-5	.000	0-3	.000	0-0	.000	1	2	3	1.3	0	0	0	0	2	0	8.3
vs Oklahoma	11/15/2025		11:27	1-4	.250	1-3	.333	0-0	.000	0	2	2	1.5	1	0	0	0	0	3	7.0
vs New Mexico	11/20/2025		15:04	2-7	.286	2-6	.333	1-2	.500	0	0	0	1.2	0	3	2	0	0	7	7.0
vs Kansas St.	11/21/2025		07:48	0-2	.000	0-2	.000	0-0	.000	0	1	1	1.2	1	0	2	0	0	0	5.8
Winthrop	11/25/2025		11:08	1-6	.167	1-5	.200	0-0	.000	1	1	2	1.3	2	2	1	0	0	3	5.4
<b>Totals</b>		<b>0</b>	<b>98:21</b>	<b>14-44</b>	<b>.318</b>	<b>8-31</b>	<b>.258</b>	<b>2-4</b>	<b>.500</b>	<b>2</b>	<b>7</b>	<b>9</b>	<b>1.3</b>	<b>6</b>	<b>6</b>	<b>5</b>	<b>0</b>	<b>2</b>	<b>38</b>	<b>5.4</b>

## Player Averages

Games Played	Minutes/game	Points/game	FG Pct	3FG Pct	FT Pct	Rebounds/game	Assists/game	Turnovers/game	Assist/Turnover ratio	Steals/game	Blocks/game
7	14.1	5.4	31.8	25.8	50.0	1.3	0.9	0.7	1.2	0.3	0.0

## SEASON/CAREER HIGHS

- Points**
  - Season: 13, vs. FIU (11/8/25)
  - College Career: 29, South Dakota (11/27/24)
- Rebounds**
  - Season: 3, vs. UMES (11/11/25)
  - College Career: 11, at Indiana (1/14/23)
- Field Goals**
  - Season: 5, Two times (last, 11/8/25)
  - College Career: 10, Two times (last, 11/27/24)
- 3-Point Field Goals**
  - Season: 3 vs. FIU (11/8/25)
  - College Career: 6, Three times (last, 12/30/24)
- Free Throws**
  - Season: 1 vs. West Georgia (11/3/25)
  - College Career: 10, at Michigan (2/14/23)
- Free Throw Attempts**
  - Season: 2 vs. West Georgia (11/3/25)
  - College Career: 9, Three times (last, 11/22/24)
- Assists**
  - Season: 3 vs. New Mexico (11/20/25)
  - College Career: 5, South Dakota (11/27/24)
- Steals**
  - Season: 2, vs. UMES (11/11/25)
  - College Career: 2, Eight times (last, 11/11/25)
- Blocks**
  - Season:
  - College Career: 1, Four Times (last, 3/9/25)
- Minutes Played**
  - Season: 20:14 vs. FIU (11/8/25)
  - College Career: 39:15, at Nebraska (2/11/23)

# SAM HOIBERG

SENIOR • GUARD • 6-0 • 180 • LINCOLN, NEB. • PIUS X



1

## 2025-26 HONORS

- December 2025 graduate

- Big Ten All-Defensive Team candidate who has played in 109 career games, including every game in each of the past three seasons
- Leads NU in steals (1.9 spg) and assists (4.0) while ranking third nationally in assist-to-turnover ratio (5.4-to-1) as of Jan. 22
- Has been in double figures in each of the last three games, including 14 points, seven rebounds and four assists vs. Washington
- Reached double figures with 11 points and added seven rebounds and five assists in the win at Northwestern
- Nabbed a career high six steals - the most by a Husker since 2017 - and had 11 points and five assists in 32 minutes vs. Oregon
- Finished with five points, five assists and three steals in the comeback win at Indiana
- Topped NU in rebounds (nine), assists (four) and steals (two) and had eight points in the win at Ohio State
- Had five assists, four rebounds and four points in the win over No. 9 Michigan State
- Nearly posted his first career double-double vs. New Hampshire with eight points, a career-high 10 rebounds and three steals
- Finished with 15 points, four rebounds and four assists against North Dakota
- Totaled seven points, six assists and five rebounds in the win at No. 13 Illinois
- Totaled 12 points on 5-of-7 shooting and had two assists in the win over Wisconsin
- Posted his third double-figure game with 15 points and five assists in NU's 71-50 win over Creighton
- Finished with 13 points on 6-of-6 shooting and added three steals while hitting the game-winning free throw with 0.6 seconds left vs. K-State
- Had a career-high 18 points on 7-of-10 shooting and tied career bests in rebounds (seven) and steals (four) vs. UMES
- Averaged 3.9 points, 2.4 rebounds, 1.9 assists and a team-high 1.4 steals per game, as he finished 11th in the B1G in steals in 2024-25
- Dished out a career-high seven assists without a turnover and added two steals and three boards in the College Basketball Crown title game vs. UCF
- Played in all 34 games in 2023-24, averaging 3.4 points, 2.9 rebounds and 1.7 assists per game while posting a 2.5-to-1 assist-to-turnover ratio
- Played in 21 contests in 2022-23 and was one of NU's top guards off the bench as he averaged 4.1 points per game on 55 percent shooting
- Garnered honorable-mention all-state honors as a senior, averaging 14.9 points, 4.2 rebounds and 3.8 assists at Lincoln Pius X High School in 2020-21, helping the school to an 18-4 record and a berth in the Class A (largest class) state tournament
- Graduated in December of 2025 with a degree in sports communications and is two-time academic all-district selection (2024 and 2025)
- Is the son of NU Head Coach Fred Hoiberg, who played collegiately at Iowa State and in the NBA for a decade, while his oldest brother, Jack, played at both Michigan State (2017-21) and Texas Arlington (2021-22) and works in the San Antonio Spurs organization in the video department

## CAREER STATS

SEASON TEAM	GP-GS	MIN/AVG	Field Goals		3-Point		F-Throws		Rebounds				Scoring						
			FG-FGA	FG%	3FG-3FGA	3FG%	FT-FTA	FT%	OFF	DEF	TOT	AVG	PF-FO	A	TO	BLK	STL	PTS	AVG
2022-23 Nebr	21-1	267/12.7	27-49	.551	9-22	.409	23-28	.821	8	30	38	1.8	19-0	7	8	1	13	86	4.1
2023-24 Nebr	34-0	669/19.7	37-98	.378	15-49	.306	26-38	.684	19	79	98	2.9	67-0	59	24	3	31	115	3.4
2024-25 Nebr	35-15	816/23.3	46-106	.434	20-56	.357	24-28	.857	11	68	79	2.3	70-3	65	34	5	48	136	3.9
2025-26 Nebr	19-19	565/29.7	63-117	.538	16-42	.381	24-33	.727	17	80	97	5.1	40-0	76	14	2	37	166	8.7
<b>TOTAL</b>	<b>109-35</b>	<b>2317/21.3</b>	<b>173-370</b>	<b>.468</b>	<b>60-169</b>	<b>.355</b>	<b>97-127</b>	<b>.764</b>	<b>55</b>	<b>257</b>	<b>312</b>	<b>2.9</b>	<b>196-3</b>	<b>207</b>	<b>80</b>	<b>11</b>	<b>129</b>	<b>503</b>	<b>4.6</b>

## MISC. STATS

Category	2024-25	Career
10+ Points	8	13
20+ Points	0	0
30+ Points	0	0
40+ Points	0	0
Double-Doubles	0	0
10+ Rebounds	1	1
10+ Assists	0	0
Led NU in Scoring	0	1
Led NU in Reb.	4	10
Led NU in Assists	11	18

## SEASON/CAREER HIGHS

<b>Points</b>	
Season:	18, vs. UMES (11/11/25)
College Career:	Same
<b>Rebounds</b>	
Season:	10, vs. New Hampshire (12/30/25)
College Career:	Same
<b>Field Goals</b>	
Season:	7, vs. UMES (11/11/25)
College Career:	Same
<b>3-Point Field Goals</b>	
Season:	2, Four times (last, 1/21/26)
College Career:	3, at Maryland (1/28/23)
<b>Free Throws</b>	
Season:	6, vs. Oklahoma (11/15/25)
College Career:	Same
<b>Free Throw Attempts</b>	
Season:	6, vs. Oklahoma (11/15/25)
College Career:	6, Three times, (last, 11/15/25)
<b>Assists</b>	
Season:	6, Three times (last, 11/25/25)
College Career:	7, UCF (4/6/25)
<b>Steals</b>	
Season:	6, vs. Oregon, 1/13/26
College Career:	Same
<b>Blocks</b>	
Season:	1, two times (last, 11/29/25)
College Career:	1, 11 times (last, 11/29/25)
<b>Minutes Played</b>	
Season:	35:14, at Ohio State (1/5/26)
College Career:	37:01, Maryland (2/19/23)

## 2025-26 GAME BY GAME

Opponent	Date	GS	MIN	Total		3-Pointers		Free throws		Rebounds				PF	A	TO	BLK	STL	PTS	AVG	
				FG-FGA	PCT	3FG-3FGA	PCT	FT-FTA	PCT	OFF	DEF	TOT	AVG								
West Ga.	11/03/2025	*	22:48	2-4	.500	1-1	1.000	0-0	.000	1	6	7	7.0	2	3	1	0	2	5	5.0	
FIU	11/08/2025	*	24:24	0-3	.000	0-1	.000	0-0	.000	2	3	5	6.0	0	6	1	1	2	0	2.5	
UMES	11/11/2025	*	32:09	7-10	.700	2-4	.500	2-2	1.000	0	7	7	6.3	0	4	0	0	4	18	7.7	
vs Oklahoma	11/15/2025	*	27:28	1-3	.333	0-1	.000	6-6	1.000	0	4	4	5.8	2	1	0	0	0	8	7.8	
vs New Mexico	11/20/2025	*	31:28	2-5	.400	1-3	.333	1-2	.500	0	7	7	6.0	1	6	1	0	2	6	7.4	
vs Kansas St.	11/21/2025	*	30:50	6-6	1.000	0-0	.000	1-4	.250	1	2	3	5.5	3	4	1	0	3	13	8.3	
Winthrop	11/25/2025	*	30:59	1-2	.500	0-1	.000	0-0	.000	0	6	6	5.6	3	6	1	0	4	2	7.4	
USC Upstate	11/29/2025	*	26:24	1-5	.200	0-1	.000	1-1	1.000	0	2	2	5.1	2	1	2	1	0	3	6.9	
Creighton	12/07/2025	*	31:03	6-10	.600	2-4	.500	1-3	.333	0	3	3	4.9	1	5	1	0	1	15	7.8	
Wisconsin	12/10/2025	*	25:17	5-7	.714	1-2	.500	1-2	.500	0	1	1	4.5	4	2	0	0	1	12	8.2	
at Illinois	12/13/2025	*	30:16	3-6	.500	1-1	1.000	0-0	.000	1	4	5	4.5	4	6	0	0	0	7	8.1	
North Dakota	12/21/2025	*	31:55	6-11	.545	1-4	.250	2-2	1.000	0	4	4	4.5	4	4	0	0	1	15	8.7	
New Hampshire	12/30/2025	*	27:14	3-6	.500	0-2	.000	2-2	1.000	4	6	10	4.9	0	1	1	0	3	8	8.6	
Michigan St.	01/02/2026	*	31:42	1-5	.200	0-2	.000	2-2	1.000	1	3	4	4.9	3	5	0	0	1	4	8.3	
at Ohio St.	01/05/2026	*	35:14	3-7	.429	2-4	.500	0-1	.000	3	6	9	5.1	2	4	1	0	2	8	8.3	
at Indiana	01/10/2026	*	24:48	2-6	.333	1-4	.250	0-0	.000	1	2	3	5.0	3	5	2	0	3	5	8.1	
Oregon	01/13/2026	*	31:41	5-6	.833	1-2	.500	0-0	.000	0	3	3	4.9	1	5	0	0	6	11	8.2	
at Northwestern	01/17/2026	*	35:42	3-6	.500	1-1	1.000	5-6	.833	1	6	7	5.0	3	4	0	0	1	12	8.4	
Washington	01/21/2026	*	33:46	6-9	.667	2-4	.500	0-0	.000	2	5	7	5.1	2	4	2	0	1	14	8.7	
<b>Totals</b>			<b>19</b>	<b>565:08</b>	<b>63-117</b>	<b>.538</b>	<b>16-42</b>	<b>.381</b>	<b>24-33</b>	<b>.727</b>	<b>17</b>	<b>80</b>	<b>97</b>	<b>5.1</b>	<b>40</b>	<b>76</b>	<b>14</b>	<b>2</b>	<b>37</b>	<b>166</b>	<b>8.7</b>

## Player Averages

Games Played	Minutes/ game	Points/ game	FG Pct	3FG Pct	FT Pct	Rebounds/ game	Assists/ game	Turnovers/ game	Assist/Turnover ratio	Steals/ game	Blocks/ game
19	29.7	8.7	53.8	38.1	72.7	5.1	4.0	0.7	5.4	1.9	0.1

# KENDALL BLUE

SENIOR • GUARD • 6-6 • 200 • WOODBURY, MINN. • ST. THOMAS



2025-26 HONORS

- Senior transfer who can play either backcourt spot after spending his first three seasons at St. Thomas (Minn.)
- Has played in 12 contests and had three points in seven minutes in the win over Wisconsin
- Came off the bench and had four points and two rebounds in six minutes vs. UMES
- Had two assists in 11 minutes off the bench against FIU
- Totaled 1,013 career points in three seasons for the Tommies, averaging double figures in each of his final two seasons and starting 89 of 100 games
- Dished out two assists and grabbed two rebounds in 9:36 of action in the win over West Georgia
- Started all 34 games in 2024-25, averaging 12.3 points, 4.4 rebounds, 2.4 assists and 1.0 steal per game, as St. Thomas went 24-10
- Finished in the top 15 of the Summit League in assists (13th), rebounding (13th) and steals (13th).
- Posted a double-double at Oklahoma State, when he finished with 18 points, including 4-of-7 from 3-point range, and a season-high 11 rebounds.
- Second-team all-metro performer at East View High School, averaging 19.2 ppg, 8.0 rpg and 4.0 apg as a senior to lead team to state semis in 2022
- Childhood friend of Husker running back Emmett Johnson, as the two were AAU basketball teammates
- Mother (Lisa) played collegiately at Minnesota and Grand View College, where she is a member of the school's Hall of Fame while his father (Dennis) played college football at Akron

## MISC. STATS

Category	2025-26	Career*
10+ Points	0	54
20+ Points	0	5
30+ Points	0	0
40+ Points	0	0
Double-Doubles	0	2
10+ Rebounds	0	4
10+ Assists	0	0
Led NU in Scoring	0	0
Led NU in Reb.	6	0
Led NU in Assists	0	0

\*-Includes St. Thomas

## SEASON/CAREER HIGHS

<b>Points</b>	
Season:	4, vs. UMES (11/11/25)
College Career:	22, Three times (last, 3/1/25)
<b>Rebounds</b>	
Season:	2, Two times (last, 11/11/25)
College Career:	11, Two times (last, 11/10/24)
<b>Field Goals</b>	
Season:	2, vs. UMES (11/11/25)
College Career:	8, Five times (last, 3/8/25)
<b>3-Point Field Goals</b>	
Season:	1, vs. Wisconsin (12/10/25)
College Career:	6, vs. Portland State (11/19/23)
<b>Free Throws</b>	
Season:	2, vs. UMES (11/11/25)
College Career:	5, Four times (last, 2/15/25)
<b>Free Throw Attempts</b>	
Season:	2, vs. UMES (11/11/25)
College Career:	7, at Oral Roberts (1/13/24)
<b>Assists</b>	
Season:	2, Two times (last, 11/8/25)
College Career:	5, Seven times (last, 2/27/25)
<b>Steals</b>	
Season:	
College Career:	4, Kansas City (2/3/24)
<b>Blocks</b>	
Season:	
College Career:	3, Milwaukee (12/6/23)
<b>Minutes Played</b>	
Season:	11:05 vs. FIU (11/8/25)
College Career:	37:09, at UC Riverside (12/29/24)

## CAREER STATS

SEASON	TEAM	GP-GS	MIN/AVG	Field Goals		3-Point		F-Throws		Rebounds				Scoring						
				FG-FGA	FG%	3FG-3FGA	3FG%	FT-FTA	FT%	OFF	DEF	TOT	AVG	PF-FO	A	TO	BLK	STL	PTS	AVG
2022-23	UST	33-22	805/24.4	90-211	.427	36-112	.321	28-36	.778	13	95	108	3.3	57-0	49	42	14	21	244	7.4
2023-24	UST	33-33	929/28.2	134-270	.496	40-125	.320	43-65	.662	14	122	136	4.1	38-0	54	33	10	25	351	10.6
2024-25	UST	34-34	922/27.1	157-308	.510	55-132	.417	49-67	.731	11	140	151	4.4	49-0	82	56	15	34	418	12.3
2025-26	Nebr	12-0	52/4.4	2-9	.222	1-5	.200	2-2	1.000	0	5	5	0.4	5-0	4	6	0	0	7	0.6
<b>TOTAL FOR Nebr</b>		<b>12-0</b>	<b>52/4.4</b>	<b>2-9</b>	<b>.222</b>	<b>1-5</b>	<b>.200</b>	<b>2-2</b>	<b>1.000</b>	<b>0</b>	<b>5</b>	<b>5</b>	<b>0.4</b>	<b>5-0</b>	<b>4</b>	<b>6</b>	<b>0</b>	<b>0</b>	<b>7</b>	<b>0.6</b>
<b>TOTAL</b>		<b>112-89</b>	<b>2709/24.2</b>	<b>383-798</b>	<b>.480</b>	<b>132-374</b>	<b>.353</b>	<b>122-170</b>	<b>.718</b>	<b>38</b>	<b>362</b>	<b>400</b>	<b>3.6</b>	<b>149-0</b>	<b>189</b>	<b>137</b>	<b>39</b>	<b>80</b>	<b>1020</b>	<b>9.1</b>

## 2025-26 GAME BY GAME

Opponent	Date	GS	MIN	Total		3-Pointers		Free throws		Rebounds				PF A TO BLK STL PTS AVG						
				FG-FGA	PCT	3FG-3FGA	PCT	FT-FTA	PCT	OFF	DEF	TOT	AVG	PF	A	TO	BLK	STL	PTS	AVG
West Ga.	11/03/2025		09:36	0-2	.000	0-1	.000	0-0	.000	0	2	2	2.0	1	2	1	0	0	0	0.0
FIU	11/08/2025		11:05	0-1	.000	0-1	.000	0-0	.000	0	0	0	1.0	2	2	3	0	0	0	0.0
UMES	11/11/2025		05:56	1-2	.500	0-1	.000	2-2	1.000	0	2	2	1.3	0	0	1	0	0	4	1.3
USC Upstate	11/29/2025		03:46	0-0	.000	0-0	.000	0-0	.000	0	0	0	1.0	0	0	0	0	0	0	1.0
Creighton	12/07/2025		01:07	0-1	.000	0-1	.000	0-0	.000	0	0	0	0.8	0	0	0	0	0	0	0.8
Wisconsin	12/10/2025		06:36	1-1	1.000	1-1	1.000	0-0	.000	0	0	0	0.7	1	0	0	0	0	3	1.2
at Illinois	12/13/2025		01:24	0-0	.000	0-0	.000	0-0	.000	0	0	0	0.6	0	0	0	0	0	0	1.0
North Dakota	12/21/2025		01:18	0-0	.000	0-0	.000	0-0	.000	0	0	0	0.5	0	0	0	0	0	0	0.9
New Hampshire	12/30/2025		04:17	0-0	.000	0-0	.000	0-0	.000	0	0	0	0.4	0	0	1	0	0	0	0.8
Oregon	01/13/2026		04:41	0-1	.000	0-0	.000	0-0	.000	0	0	0	0.4	1	0	0	0	0	0	0.7
at Northwestern	01/17/2026		01:19	0-1	.000	0-0	.000	0-0	.000	0	1	1	0.5	0	0	0	0	0	0	0.6
Washington	01/21/2026		01:17	0-0	.000	0-0	.000	0-0	.000	0	0	0	0.4	0	0	0	0	0	0	0.6
<b>Totals</b>			<b>0 52:22</b>	<b>2-9</b>	<b>.222</b>	<b>1-5</b>	<b>.200</b>	<b>2-2</b>	<b>1.000</b>	<b>0</b>	<b>5</b>	<b>5</b>	<b>0.4</b>	<b>5</b>	<b>4</b>	<b>6</b>	<b>0</b>	<b>0</b>	<b>7</b>	<b>0.6</b>

## Player Averages

Games Played	Minutes/game	Points/game	FG Pct	3FG Pct	FT Pct	Rebounds/game	Assists/game	Turnovers/game	Assist/Turnover ratio	Steals/game	Blocks/game
12	4.4	0.6	22.2	20.0	100.0	0.4	0.3	0.5	0.7	0.0	0.0

# BRADEN FRAGER

REDSHIRT FRESHMAN • FORWARD • 6-7 • 215 • LINCOLN, NEB. • SOUTHWEST HIGH SCHOOL

Pronounced FRAY-gurr



5

## 2025-26 HONORS

- Hall of Fame Classic MVP
- Hall of Fame Classic All-Tournament Team
- Big Ten Freshman of the Week (Jan. 19)
- Big Ten Freshman of the Week (Dec. 22)
- Big Ten Freshman of the Week (Nov. 24)

- Redshirt freshman who provides shooting and athleticism off the bench and is a two-time Big Ten Freshman of the Week
- Has reached double figures 12 times and is averaging 12.2 ppg while shooting 54 percent from the floor
- Played just four minutes against Washington after suffering an ankle injury
- Earned his third Big Ten Freshman-of-the-Week award on Jan. 19 after averaging 21.5 ppg and 3.5 rpg in wins over Oregon and at Northwestern
- Posted his second straight 20-point game at Northwestern with 20 points on 8-of-14 shooting and four rebounds
- Poured in a career high 23 points vs. Oregon, including 7-of-11 from 3-point range, for his second 20-point game of the year
- Scored all 11 of his points in the second half in the comeback win at Indiana
- Paced NU with 15 points, including seven in the final 2:18, on 6-of-9 shooting while adding six rebounds off the bench at Ohio State
- Had nine points and five rebounds while tying or setting career bests in assists (three) and steals (four) vs. No. 9 Michigan State
- Led NU with 17 points, including 7-of-8 from the foul line, and four rebounds in the win over North Dakota to earn Big Ten Freshman of the Week
- Played one of his best games of the year with 15 points, six rebounds and three assists in the win over Wisconsin
- Made his first career start against Winthrop, finishing with 11 points, six rebounds and two assists in NU's 80-73 win
- Named MVP of the Hall of Fame Classic as he averaged 18.0 ppg on 72 percent shooting and 7.0 rpg in wins over New Mexico and Kansas State
- Finished with 16 points on 7-of-10 shooting and added six rebounds in 20 minutes vs. Kansas State in the title game
- Totaled 20 points, including 4-of-5 from 3-point range, and grabbed a season-high eight rebounds vs. New Mexico
- Made the most of his Husker debut with 22 points on 8-of-11 shooting and added five boards and two steals vs. West Georgia
- His 22 points vs. West Georgia marked the third-highest scoring effort by a freshman in his Husker debut
- Was a three-year performer at Lincoln Southwest High School before reclassifying to the class of 2024 and redshirted his first season at Nebraska
- Three-star recruit by On3, 247Sports and Rivals, Frager was ranked among the top-200 players in the country before he reclassified
- Two-time honorable-mention all-state performer by the Lincoln Journal Star who averaged 18.3 ppg, 7.0 rpg, 1.2 apg and 1.2 spg in 2023-24
- Played for the ETG Midwest AAU program for Coach Ryan Reeder, averaging 15.0 ppg during his final season of AAU basketball

## CAREER STATS

SEASON TEAM	GP-GS	MIN/AVG	FG-FGA	FG%	3FG-3FGA	3FG%	FT-FTA	FT%	OFF DEF TOT	AVG	PF-FO	A	TO	BLK	STL	PTS	AVG		
2025-26 Nebr	19-1	425/22.4	80-149	.537	31-83	.373	40-48	.833	20	55	75	3.9	25-0	17	14	2	11	231	12.2
<b>TOTAL</b>	<b>19-1</b>	<b>425/22.4</b>	<b>80-149</b>	<b>.537</b>	<b>31-83</b>	<b>.373</b>	<b>40-48</b>	<b>.833</b>	<b>20</b>	<b>55</b>	<b>75</b>	<b>3.9</b>	<b>25-0</b>	<b>17</b>	<b>14</b>	<b>2</b>	<b>11</b>	<b>231</b>	<b>12.2</b>

## MISC. STATS

Category	2025-26	Career*
10+ Points	13	13
20+ Points	4	4
30+ Points	0	0
40+ Points	0	0
Double-Doubles	0	0
10+ Rebounds	0	0
10+ Assists	0	0
Led NU in Scoring	3	3
Led NU in Reb.	0	0
Led NU in Assists	0	0

## SEASON/CAREER HIGHS

<b>Points</b>	
Season:	23, vs. Oregon (1/13/26)
College Career:	Same
<b>Rebounds</b>	
Season:	8, vs New Mexico (11/20/25)
College Career:	Same
<b>Field Goals</b>	
Season:	8, Three times (last, 1/17/26)
College Career:	Same
<b>3-Point Field Goals</b>	
Season:	7, vs. Oregon (1/13/26)
College Career:	Same
<b>Free Throws</b>	
Season:	7, Two times (last, 12/30/25)
College Career:	Same
<b>Free Throw Attempts</b>	
Season:	8, Two times (last, 12/30/25)
College Career:	Same
<b>Assists</b>	
Season:	3, Two times (last, 1/2/26)
College Career:	Same
<b>Steals</b>	
Season:	4, Michigan State (1/2/26)
College Career:	Same
<b>Blocks</b>	
Season:	1, Two times (last, 11/29/25)
College Career:	Same
<b>Minutes Played</b>	
Season:	32:34, at Northwestern (1/17/26)
College Career:	Same

## 2025-26 GAME BY GAME

Opponent	Date	GS	MIN	Total		3-Pointers		Free throws		Rebounds				PF	A	TO	BLK	STL	PTS	AVG	
				FG-FGA	PCT	3FG-3FGA	PCT	FT-FTA	PCT	OFF	DEF	TOT	AVG								
West Ga.	11/03/2025		21:58	8-11	.727	2-5	.400	4-5	.800	2	3	5	5.0	2	2	1	0	2	22	22.0	
FIU	11/08/2025		21:58	6-10	.600	3-6	.500	0-0	.000	0	0	0	2.5	0	0	1	1	0	15	18.5	
UMES	11/11/2025		18:14	1-5	.200	0-4	.000	0-0	.000	3	2	5	3.3	0	2	0	0	0	2	13.0	
vs Oklahoma	11/15/2025		07:44	0-0	.000	0-0	.000	0-0	.000	0	1	1	2.8	2	0	0	0	0	0	9.8	
vs New Mexico	11/20/2025		26:47	6-8	.750	4-6	.667	4-5	.800	0	8	8	3.8	1	0	1	0	0	20	11.8	
vs Kansas St.	11/21/2025		20:22	7-10	.700	2-5	.400	0-0	.000	1	5	6	4.2	4	0	1	0	1	16	12.5	
Winthrop	11/25/2025 *		30:38	4-13	.308	1-7	.143	2-2	1.000	2	4	6	4.4	0	2	0	0	0	11	12.3	
USC Upstate	11/29/2025		24:30	3-7	.429	2-6	.333	3-4	.750	1	4	5	4.5	1	0	4	1	0	11	12.1	
Creighton	12/07/2025		20:45	2-6	.333	1-2	.500	2-3	.667	0	1	1	4.1	2	0	1	0	0	7	11.6	
Wisconsin	12/10/2025		29:30	4-10	.400	3-7	.429	4-4	1.000	2	4	6	4.3	1	3	1	0	1	15	11.9	
at Illinois	12/13/2025		13:24	0-1	.000	0-1	.000	0-0	.000	1	1	2	4.1	2	0	1	0	0	0	10.8	
North Dakota	12/21/2025		27:04	5-8	.625	0-2	.000	7-8	.875	1	3	4	4.1	1	1	1	0	0	17	11.3	
New Hampshire	12/30/2025		22:30	4-6	.667	0-2	.000	7-8	.875	1	2	3	4.0	1	1	1	0	0	15	11.6	
Michigan St.	01/02/2026		29:34	3-8	.375	3-5	.600	0-0	.000	1	4	5	4.1	3	3	0	0	4	9	11.4	
at Ohio St.	01/05/2026		24:18	6-9	.667	0-2	.000	3-4	.750	2	4	6	4.2	2	2	1	0	0	15	11.7	
at Indiana	01/10/2026		19:30	4-9	.444	1-5	.200	2-2	1.000	2	2	4	4.2	2	0	0	0	1	11	11.6	
Oregon	01/13/2026		29:55	8-13	.615	7-11	.636	0-1	.000	0	3	3	4.1	0	1	0	0	1	23	12.3	
at Northwestern	01/17/2026		32:34	8-14	.571	2-7	.286	2-2	1.000	1	3	4	4.1	1	0	0	0	0	20	12.7	
Washington	01/21/2026		04:08	1-1	1.000	0-0	.000	0-0	.000	0	1	1	3.9	0	0	0	0	1	2	12.2	
<b>Totals</b>			<b>1</b>	<b>425:23</b>	<b>80-149</b>	<b>.537</b>	<b>31-83</b>	<b>.373</b>	<b>40-48</b>	<b>.833</b>	<b>20</b>	<b>55</b>	<b>75</b>	<b>3.9</b>	<b>25</b>	<b>17</b>	<b>14</b>	<b>2</b>	<b>11</b>	<b>231</b>	<b>12.2</b>

## Player Averages

Games Played	Minutes/game	Points/game	FG Pct	3FG Pct	FT Pct	Rebounds/game	Assists/game	Turnovers/game	Assist/Turnover ratio	Steals/game	Blocks/game
19	22.4	12.2	53.7	37.3	83.3	3.9	0.9	0.7	1.2	0.6	0.1

# WILL COOPER

SOPHOMORE • FORWARD • 6-6 • 215 • OMAHA, NEB. • AIR FORCE ACADEMY



6

2025-26 HONORS

- Sophomore transfer who adds shooting and frontcourt depth after transferring from the Air Force Academy
- Played in 21 contests for Air Force in 2024-25, averaging 5.3 points per game while shooting 37 percent from 3-point range
- Averaged 11.8 ppg over the final six contests at Air Force, highlighted by a 21-point effort against Fresno State and a 16-point outburst against NCAA Tournament qualifier Utah State
- Scored a career-high 21 points, including 6-of-12 shooting from 3-point range, against Fresno State
- Played four seasons at Millard South High School and averaged 16.2 ppg and 7.2 rpg as a senior but played just five games because of an injury and just eight games as a junior
- Attended Fred Hoiberg Basketball Camps during his high school career

## CAREER STATS

SEASON	TEAM	GP-GS	MIN/AVG	Field Goals		3-Point		F-Throws		Rebounds				Scoring							
				FG-FGA	FG%	3FG-3FGA	3FG%	FT-FTA	FT%	OFF	DEF	TOT	AVG	PF	FO	A	TO	BLK	STL	PTS	AVG
2024-25	USAFA	21-0	318/15.1	37-82	.451	20-53	.377	18-22	.818	7	30	37	1.8	37-1	8	25	8	3	112	5.3	
<b>TOTAL FOR Nebr</b>		<b>0-0</b>	<b>0/0.0</b>	<b>0-0</b>	<b>.000</b>	<b>0-0</b>	<b>.000</b>	<b>0-0</b>	<b>.000</b>	<b>0</b>	<b>0</b>	<b>0</b>	<b>0.0</b>	<b>0-0</b>	<b>0</b>	<b>0</b>	<b>0</b>	<b>0</b>	<b>0</b>	<b>0</b>	<b>0</b>
<b>TOTAL</b>		<b>21-0</b>	<b>318/15.1</b>	<b>37-82</b>	<b>.451</b>	<b>20-53</b>	<b>.377</b>	<b>18-22</b>	<b>.818</b>	<b>7</b>	<b>30</b>	<b>37</b>	<b>1.8</b>	<b>37-1</b>	<b>8</b>	<b>25</b>	<b>8</b>	<b>3</b>	<b>112</b>	<b>5.3</b>	

## MISC. STATS

Category	2025-26	Career*
10+ Points	0	4
20+ Points	0	1
30+ Points	0	0
40+ Points	0	0
Double-Doubles	0	0
10+ Rebounds	0	0
10+ Assists	0	0
Led NU in Scoring	0	0
Led NU in Reb.	0	0
Led NU in Assists	0	0

\*Includes Air Force

## 2025-26 GAME BY GAME

## SEASON/CAREER HIGHS

<b>Points</b>	
Season:	21, Fresno State (2/22/05)
College Career:	21, Fresno State (2/22/05)
<b>Rebounds</b>	
Season:	5, Wright State (11/30/24)
College Career:	5, Wright State (11/30/24)
<b>Field Goals</b>	
Season:	6, Fresno State (2/22/05)
College Career:	6, Fresno State (2/22/05)
<b>3-Point Field Goals</b>	
Season:	6, Fresno State (2/22/05)
College Career:	6, Fresno State (2/22/05)
<b>Free Throws</b>	
Season:	3, Two times (last, 3/1/25)
College Career:	3, Two times (last, 3/1/25)
<b>Free Throw Attempts</b>	
Season:	4, at San Diego St. (1/8/25)
College Career:	4, at San Diego St. (1/8/25)
<b>Assists</b>	
Season:	1, Eight times (last, 3/12/25)
College Career:	1, Eight times (last, 3/12/25)
<b>Steals</b>	
Season:	1, Three times (last, 2/18/25)
College Career:	1, Three times (last, 2/18/25)
<b>Blocks</b>	
Season:	2, vs. UNLV (3/12/25)
College Career:	2, vs. UNLV (3/12/25)
<b>Minutes Played</b>	
Season:	31:21, Fresno State (2/22/05)
College Career:	31:21, Fresno State (2/22/05)

# JUSTIN BOLIS

SOPHOMORE • FORWARD • 6-8 • 225 • LINCOLN, NEB. • SOUTHEAST COMMUNITY COLLEGE



## 2025-26 HONORS

- Lincoln native who provides frontcourt depth and has bulked up to 225 pounds for the 2025-26 season
- Has appeared in 10 contests off the bench in limited duty
- Grabbed a rebound in 3:35 of action in the win over Oregon
- Grabbed two rebounds in the final minute in the win over Creighton
- Had an assist in 2:23 of action against FIU
- Had two points and a rebound in 3:10 of action against West Georgia
- Redshirted during his first season at Nebraska after playing at Southeast (Neb.) Community College in Lincoln
- Spent the 2023-24 season at Southeast Community College, averaging 15.5 ppg and 8.7 rpg while shooting 38 percent from 3-point range
- Totaled 11 double-doubles en route to being named to the Nebraska Community College Athletic All-Conference Team
- Played at Lincoln High School for Coach Dan Noble, as he averaged nine points and six rebounds per game as a senior after missing his junior season with an Achilles tear
- Played AAU basketball with the Lincoln Supreme and Coach Zach Tharanet

## CAREER STATS

SEASON	TEAM	GP-GS	MIN/AVG	Field Goals		3-Point		F-Throws		Rebounds				Scoring						
				FG-FGA	FG%	3FG-3FGA	3FG%	FT-FTA	FT%	OFF	DEF	TOT	AVG	PF	FO	A	TO	BLK	STL	PTS
2025-26	Nebr	10-0	17/1.7	0-1	.000	0-0	.000	2-4	.500	0	4	4	0.4	2-0	1	0	1	0	2	0.2
<b>TOTAL</b>		<b>10-0</b>	<b>17/1.7</b>	<b>0-1</b>	<b>.000</b>	<b>0-0</b>	<b>.000</b>	<b>2-4</b>	<b>.500</b>	<b>0</b>	<b>4</b>	<b>4</b>	<b>0.4</b>	<b>2-0</b>	<b>1</b>	<b>0</b>	<b>1</b>	<b>0</b>	<b>2</b>	<b>0.2</b>

## MISC. STATS

Category	2024-25	Career
10+ Points	0	0
20+ Points	0	0
30+ Points	0	0
40+ Points	0	0
Double-Doubles	0	0
10+ Rebounds	0	0
10+ Assists	0	0
Led NU in Scoring	0	0
Led NU in Reb.	0	0
Led NU in Assists	0	0

## SEASON/CAREER HIGHS

<b>Points</b>	Season: 2 vs. West Georgia (11/3/25)
<b>Rebounds</b>	Season: 2, vs. Creighton (12/7/25)
<b>Field Goals</b>	Season: 2 vs. West Georgia (11/3/25)
<b>3-Point Field Goals</b>	Season: 4 vs. West Georgia (11/3/25)
<b>Free Throws</b>	Season: 1 vs. FIU (11/8/25)
<b>Assists</b>	Season: 3:10 vs. West Georgia (11/3/25)
<b>Steals</b>	
<b>Blocks</b>	
<b>Minutes Played</b>	

## 2025-26 GAME BY GAME

Opponent	Date	GS	MIN	Total		3-Pointers		Free throws		Rebounds				PF	A	TO	BLK	STL	PTS	AVG
				FG-FGA	PCT	3FG-3FGA	PCT	FT-FTA	PCT	OFF	DEF	TOT	AVG							
West Ga.	11/03/2025		03:10	0-0	.000	0-0	.000	2-4	.500	0	1	1	1.0	0	0	0	0	0	2	2.0
FIU	11/08/2025		02:23	0-0	.000	0-0	.000	0-0	.000	0	0	0	0.5	0	1	0	0	0	0	1.0
UMES	11/11/2025		01:07	0-0	.000	0-0	.000	0-0	.000	0	0	0	0.3	1	0	0	0	0	0	0.7
Winthrop	11/25/2025		00:01	0-0	.000	0-0	.000	0-0	.000	0	0	0	0.3	0	0	0	0	0	0	0.5
Creighton	12/07/2025		01:07	0-0	.000	0-0	.000	0-0	.000	0	2	2	0.6	0	0	0	0	0	0	0.4
Wisconsin	12/10/2025		01:46	0-0	.000	0-0	.000	0-0	.000	0	0	0	0.5	1	0	0	1	0	0	0.3
North Dakota	12/21/2025		01:18	0-0	.000	0-0	.000	0-0	.000	0	0	0	0.4	0	0	0	0	0	0	0.3
New Hampshire	12/30/2025		01:36	0-0	.000	0-0	.000	0-0	.000	0	0	0	0.4	0	0	0	0	0	0	0.3
Oregon	01/13/2026		03:35	0-1	.000	0-0	.000	0-0	.000	0	1	1	0.4	0	0	0	0	0	0	0.2
Washington	01/21/2026		01:17	0-0	.000	0-0	.000	0-0	.000	0	0	0	0.4	0	0	0	0	0	0	0.2
<b>Totals</b>		<b>0</b>	<b>17:20</b>	<b>0-1</b>	<b>.000</b>	<b>0-0</b>	<b>.000</b>	<b>2-4</b>	<b>.500</b>	<b>0</b>	<b>4</b>	<b>4</b>	<b>0.4</b>	<b>2</b>	<b>1</b>	<b>0</b>	<b>1</b>	<b>0</b>	<b>2</b>	<b>0.2</b>

## Player Averages

Games Played	Minutes/ game	Points/ game	FG Pct	3FG Pct	FT Pct	Rebounds/ game	Assists/ game	Turnovers/ game	Assist/Turnover ratio	Steals/ game	Blocks/ game
10	1.7	0.2	0.0	0.0	50.0	0.4	0.1	0.0	1.0	0.0	0.1

# BERKE BÜYÜKTUNCEL

JUNIOR • FORWARD • 6-10 • 244 • BURSA, TÜRKIYE • UCLA

Pronounced BEAR-keh buh-YOOK-toon-jell



9

## 2025-26 HONORS

- Recorded fourth triple-double in school history (12/21/25)

- Returning frontcourt starter who is healthy after battling through several injuries in 2024-25
- Worked to reshape his body in the offseason, dropping nearly 20 pounds and has improved his numbers across the board
- Was impactful in the win over Washington with eight points, seven boards and three assists in 27 minutes
- Filled the stat sheet at Northwestern with four points, five boards, four assists, two steals and two blocks vs. Northwestern
- Finished with eight points, including 2-of-2 from 3-point range, four rebounds and four assists at Indiana
- Totaled eight points and grabbed seven rebounds in 22 minutes in the win at Ohio State
- Reached double figures for the third time in the last four games with 14 points, four rebounds and two steals vs. New Hampshire
- Recorded the fourth triple-double in school history against North Dakota with 12 points, 11 rebounds and a career-high 10 assists
- Shined in the win over Wisconsin with 14 points, five rebounds and two blocked shots in 19 minutes of work
- Grabbed a career-high 13 rebounds - the most by a Husker this season - in NU's win over Creighton
- Led NU with eight rebounds and added five points vs. Kansas State but sprained his ankle and missed the Winthrop game
- Matched his career high with 16 points on 5-of-7 shooting and added four rebounds in the win over Oklahoma
- Played in 31 games, including 28 starts in 2024-25, averaging 6.0 points, 5.5 rebounds and 1.4 assists per game
- Reached double figures five times, including career-high 16 points on 6-of-8 shooting, including 3-of-4 from 3-point range, vs. Oregon State
- Recorded a then-career-high 15 points while adding three blocks and three steals vs. St. Mary's, becoming the first Husker to have at least 15 points, three blocks and three steals in a game since Aleks Maric in 2007
- Played in 26 games, including eight starts, at UCLA in 2023-24, averaging 4.9 ppg and 2.7 rpg with two double-figure games
- Rated the No. 36 player in the class of 2023 by 24/7 Sports, while he was rated by ESPN.com as the No. 2 international player to enter college basketball in 2023-24
- Made his Turkish senior national team debut at age 18 at the 2023 World Cup qualifier and has played at several levels for the national program
- Led Türkiye to a third-place finish at the FIBA U19 World Cup, including an 84-70 win over the United States in the third-place game and was named to the "All-Star Five" at the event, as he averaged 11.4 points, 8.3 rebounds and 3.7 assists per game in seven games

## CAREER STATS

SEASON	TEAM	GP-GS	MIN/AVG	Field Goals		3-Point		F-Throws		Rebounds				Scoring						
				FG-FGA	FG%	3FG-3FGA	3FG%	FT-FTA	FT%	OFF	DEF	TOT	AVG	PF-FO	A	TO	BLK	STL	PTS	AVG
2023-24	UCLA	26-8	425/16.3	40-104	.385	11-37	.297	27-43	.628	24	41	65	2.5	58-1	11	22	9	4	118	4.5
2024-25	Nebr	31-28	703/22.7	69-172	.401	23-83	.277	26-40	.650	43	126	169	5.5	74-2	43	38	20	25	187	6.0
2025-26	Nebr	18-18	433/24.0	48-102	.471	8-34	.235	30-44	.682	37	73	110	6.1	32-0	39	22	17	15	134	7.4
<b>TOTAL FOR Nebr</b>		<b>49-46</b>	<b>1136/23.2</b>	<b>117-274</b>	<b>.427</b>	<b>31-117</b>	<b>.265</b>	<b>56-84</b>	<b>.667</b>	<b>80</b>	<b>199</b>	<b>279</b>	<b>5.7</b>	<b>106-2</b>	<b>82</b>	<b>60</b>	<b>37</b>	<b>40</b>	<b>321</b>	<b>6.6</b>
<b>TOTAL</b>		<b>75-54</b>	<b>1560/20.8</b>	<b>157-378</b>	<b>.415</b>	<b>42-154</b>	<b>.273</b>	<b>83-127</b>	<b>.654</b>	<b>104</b>	<b>240</b>	<b>344</b>	<b>4.6</b>	<b>164-3</b>	<b>93</b>	<b>82</b>	<b>46</b>	<b>44</b>	<b>439</b>	<b>5.9</b>

## MISC. STATS

Category	2025-26	Career*
10+ Points	5	12
20+ Points	0	0
30+ Points	0	0
40+ Points	0	0
Double-Doubles	1	1
Triple-Doubles	1	1
10+ Rebounds	0	0
10+ Assists	0	0
Led NU in Scoring	0	0
Led NU in Reb.	4	13
Led NU in Assists	2	3

\*-includes UCLA

## SEASON/CAREER HIGHS

<b>Points</b>	Season: 16, vs. Oklahoma (11/15/25)
College Career:	16, Two times (last, 11/15/25)
<b>Rebounds</b>	Season: 13, vs. Creighton (12/7/25)
College Career:	Same
<b>Field Goals</b>	Season: 5, Two times (last, 12/21/25)
College Career:	6, vs. Oregon State (12/25/24)
<b>3-Point Field Goals</b>	Season: 2, Two times (last, 1/10/26)
College Career:	3, Two times (last, 2/9/25)
<b>Free Throws</b>	Season: 5, Two times (last, 12/30/25)
College Career:	5, Three times (last, 11/15/25)
<b>Free Throw Attempts</b>	Season: 8, vs. Creighton (12/7/25)
College Career:	9, Chaminade (11/21/23)
<b>Assists</b>	Season: 10, North Dakota (12/21/25)
College Career:	Same
<b>Steals</b>	Season: 3, at Illinois (12/13/25)
College Career:	4, at Purdue (1/12/24)
<b>Blocks</b>	Season: 3, vs. UMES (11/11/25)
College Career:	3, Two times (last, 11/17/24)
<b>Minutes Played</b>	Season: 31:59, vs. Oklahoma (11/15/25)
College Career:	32:21, Washington (1/14/24)

## 2025-26 GAME BY GAME

Opponent	Date	GS	MIN	Total		3-Pointers		Free throws		Rebounds				PF	A	TO	BLK	STL	PTS	AVG	
				FG-FGA	PCT	3FG-3FGA	PCT	FT-FTA	PCT	OFF	DEF	TOT	AVG								
West Ga.	11/03/2025	*	22:10	2-5	.400	0-1	.000	0-0	.000	2	5	7	7.0	0	3	0	0	0	4	4.0	
FIU	11/08/2025	*	20:00	4-7	.571	1-3	.333	2-4	.500	1	2	3	5.0	0	3	2	1	1	11	7.5	
UMES	11/11/2025	*	24:16	2-8	.250	0-3	.000	4-5	.800	1	5	6	5.3	2	1	2	3	1	8	7.7	
vs Oklahoma	11/15/2025	*	31:59	5-7	.714	1-1	1.000	5-6	.833	1	3	4	5.0	4	1	0	0	0	16	9.8	
vs New Mexico	11/20/2025	*	21:14	2-4	.500	0-2	.000	1-2	.500	3	4	7	5.4	4	1	2	0	1	5	8.8	
vs Kansas St.	11/21/2025	*	21:25	2-9	.222	0-5	.000	1-2	.500	3	5	8	5.8	0	0	3	0	0	5	8.2	
USC Upstate	11/29/2025	*	20:07	2-6	.333	0-3	.000	0-0	.000	3	4	7	6.0	1	1	1	2	0	4	7.6	
Creighton	12/07/2025	*	28:43	1-6	.167	0-2	.000	4-8	.500	3	10	13	6.9	2	0	0	1	1	6	7.4	
Wisconsin	12/10/2025	*	19:02	4-5	.800	2-2	1.000	4-4	1.000	2	3	5	6.7	1	1	1	2	1	14	8.1	
at Illinois	12/13/2025	*	26:25	1-4	.250	0-1	.000	1-2	.500	1	2	3	6.3	4	1	0	2	3	3	7.6	
North Dakota	12/21/2025	*	27:23	5-7	.714	1-3	.333	1-2	.500	4	7	11	6.7	2	10	1	1	1	12	8.0	
New Hampshire	12/30/2025	*	21:36	4-7	.571	1-2	.500	5-5	1.000	2	2	4	6.5	2	2	1	1	2	14	8.5	
Michigan St.	01/02/2026	*	23:33	0-4	.000	0-2	.000	0-0	.000	1	4	5	6.4	0	1	1	2	2	0	7.8	
at Ohio St.	01/05/2026	*	21:50	4-4	1.000	0-0	.000	0-0	.000	2	5	7	6.4	2	1	2	0	0	8	7.9	
at Indiana	01/10/2026	*	24:52	3-5	.600	2-2	1.000	0-0	.000	2	2	4	6.3	2	4	3	0	0	8	7.9	
Oregon	01/13/2026	*	22:38	1-4	.250	0-1	.000	2-2	1.000	3	1	4	6.1	1	2	0	0	0	4	7.6	
at Northwestern	01/17/2026	*	27:39	2-4	.500	0-0	.000	0-2	.000	1	4	5	6.1	3	4	1	2	2	4	7.4	
Washington	01/21/2026	*	27:40	4-6	.667	0-1	.000	0-0	.000	2	5	7	6.1	2	3	2	0	0	8	7.4	
<b>Totals</b>			<b>18</b>	<b>432:32</b>	<b>48-102</b>	<b>.471</b>	<b>8-34</b>	<b>.235</b>	<b>30-44</b>	<b>.682</b>	<b>37</b>	<b>73</b>	<b>110</b>	<b>6.1</b>	<b>32</b>	<b>39</b>	<b>22</b>	<b>17</b>	<b>15</b>	<b>134</b>	<b>7.4</b>

## Player Averages

Games Played	Minutes/game	Points/game	FG Pct	3FG Pct	FT Pct	Rebounds/game	Assists/game	Turnovers/game	Assist/Turnover ratio	Steals/game	Blocks/game
18	24.0	7.4	47.1	23.5	68.2	6.1	2.2	1.2	1.8	0.8	0.9

# JAMARQUES LAWRENCE

SENIOR • GUARD • 6-3 • 185 • PLAINFIELD, N.J. • RHODE ISLAND

Pronounced juh-MAR-kiss

- Senior guard whose experience and pace keys Nebraska's offensive attack, as he previously played at NU from 2022-24 (62 GP/35 starts)
- Averaging 10.1 points and a career-high 3.6 assists per game while shooting 44 percent from the field and 38 percent from 3-point range
- Reached double figures in the win over Washington with 11 points, four assists and a pair of steals
- Totaled eight points and four rebounds while leading NU in both assists (four) and steals (three) at Northwestern
- Poured in a career high 27 points on 8-of-13 shooting (5-8 from 3) at Indiana, while adding five boards, three assists and three steals
- Reached double figures for the seventh time this year with 11 points and a season-high four rebounds in the win at Ohio State
- Finished with 14 points and three assists in NU's 58-56 win over No. 9 Michigan State
- Totaled 14 points, four rebounds and three assists in the win over North Dakota
- Had 11 of his 14 points in the second half at No. 13 Illinois, including the game-winning 3-pointer with 0.2 seconds left while chipping in six assists
- Matched his career high with seven assists and chipped in six points in 26 minutes vs. Wisconsin
- Set a career high with 21 points on 6-of-9 shooting and added three rebounds and three assists vs. New Mexico
- Scored all 14 of his points in the second half, including a trio of 3-pointers, and added four assists in NU's comeback win over Oklahoma
- Tied a career high with five 3-pointers as he totaled 18 points and six assists in the win over West Georgia
- Spent the 2024-25 season at Rhode Island, where he started all 31 games and averaged 9.9 points, 2.5 assists and 1.8 rebounds per game.
- Paced the Rams with 59 3-pointers and shot 39 percent from 3-point range and 87 percent from the foul line
- Began his career at Nebraska where he played in 62 games, including 35 starts, over two seasons (2022-23, 2023-24)
- Started first 23 games at point guard before moving to a sixth man role in 2023-24, as he averaged 6.9 ppg and 2.5 apg in helping Nebraska win 23 games and reach the NCAA Tournament
- Enjoyed his best game as a Husker at Indiana in 2024 with 19 points, including 5-of-5 from 3-point range, six rebounds and five assists
- Played in 28 games, including 12 starts, as a true freshman, averaging 5.7 points per game while shooting 37 percent from 3-point range.
- Starred at Roselle (N.J.) Catholic, helping the school to a 29-3 record, a state title and a top-10 national finish in 2021-22
- Earned first-team all-state honors as a senior, averaging 15.9 points, 5.0 rebounds and 3.5 assists per game



## 2025-26 HONORS

## MISC. STATS

Category	2025-26	Career
10+ Points	9	39
20+ Points	2	3
30+ Points	0	0
40+ Points	0	0
Double-Doubles	0	0
10+ Rebounds	0	0
10+ Assists	0	0
Led NU in Scoring	2	3
Led NU in Rebounding	0	3
Led NU in Assists	6	18

\*-Includes Rhode Island

## SEASON/CAREER HIGHS

<b>Points</b>	
Season:	27, at Indiana (1/10/26)
College Career:	Same
<b>Rebounds</b>	
Season:	5, at Indiana (1/10/26)
College Career:	9, Penn State (2/5/23)
<b>Field Goals</b>	
Season:	8, at Indiana (1/10/26)
College Career:	Same
<b>3-Point Field Goals</b>	
Season:	5, Two times (last, 1/10/26)
College Career:	5, Five times (last, 1/10/26)
<b>Free Throws</b>	
Season:	5, Two times (last, 1/10/26)
College Career:	7, vs Franklin Pierce (11/12/24)
<b>Free Throw Attempts</b>	
Season:	8, at Indiana (1/10/26)
College Career:	8, Two times (last, 1/10/26)
<b>Assists</b>	
Season:	7, vs. Wisconsin (12/10/25)
College Career:	7, Three times (last, 12/10/25)
<b>Steals</b>	
Season:	3, Two times (last, 1/17/26)
College Career:	4, Two times (last, 2/12/25)
<b>Blocks</b>	
Season:	None
College Career:	1, Seven times (last, 12/7/24)
<b>Minutes Played</b>	
Season:	36:32, at Indiana (1/10/26)
College Career:	44:02, at Brown (12/10/24)

## CAREER STATS

SEASON	TEAM	GP-GS	MIN/AVG	Field Goals		3-Point		F-Throws		Rebounds				Scoring						
				FG-FGA	FG%	3FG-3FGA	3FG%	FT-FTA	FT%	OFF	DEF	TOT	AVG	PF-FO	A	TO	BLK	STL	PTS	AVG
2022-23	Nebr	28-12	506/18.1	50-123	.407	28-75	.373	12-31	.387	8	53	61	2.2	41-0	28	30	4	11	140	5.0
2023-24	Nebr	34-23	799/23.5	81-193	.420	36-101	.356	37-48	.771	9	97	106	3.1	70-0	86	69	1	27	235	6.9
2024-25	URI	31-31	892/28.8	100-239	.418	59-151	.391	48-55	.873	7	48	55	1.8	74-2	76	65	2	26	307	9.9
2025-26	Nebr	19-19	509/26.8	62-140	.443	33-86	.384	35-45	.778	5	40	45	2.4	44-0	69	33	0	17	192	10.1
<b>TOTAL FOR Nebr</b>		<b>81-54</b>	<b>1814/22.4</b>	<b>193-456</b>	<b>.423</b>	<b>97-262</b>	<b>.370</b>	<b>84-124</b>	<b>.677</b>	<b>22</b>	<b>190</b>	<b>212</b>	<b>2.6</b>	<b>155-0</b>	<b>183</b>	<b>132</b>	<b>5</b>	<b>55</b>	<b>567</b>	<b>7.0</b>
<b>TOTAL</b>		<b>112-85</b>	<b>2706/24.2</b>	<b>293-695</b>	<b>.422</b>	<b>156-413</b>	<b>.378</b>	<b>132-179</b>	<b>.737</b>	<b>29</b>	<b>238</b>	<b>267</b>	<b>2.4</b>	<b>229-2</b>	<b>259</b>	<b>197</b>	<b>7</b>	<b>81</b>	<b>874</b>	<b>7.8</b>

## 2025-26 GAME BY GAME

Opponent	Date	GS	MIN	Total		3-Pointers		Free throws		Rebounds				PF				PTS	AVG		
				FG-FGA	PCT	3FG-3FGA	PCT	FT-FTA	PCT	OFF	DEF	TOT	AVG	PF	A	TO	BLK			STL	
West Ga.	11/03/2025	*	26:11	6-10	.600	5-8	.625	1-2	.500	0	2	2	2.0	1	6	1	0	1	18	18.0	
FIU	11/08/2025	*	16:14	0-3	.000	0-1	.000	1-2	.500	0	2	2	2.0	2	2	3	0	1	1	9.5	
UMES	11/11/2025	*	18:12	1-3	.333	0-2	.000	0-0	.000	1	2	3	2.3	2	2	3	0	2	2	7.0	
vs Oklahoma	11/15/2025	*	26:02	5-8	.625	3-5	.600	1-2	.500	0	1	1	2.0	3	4	3	0	0	14	8.8	
vs New Mexico	11/20/2025	*	29:49	6-9	.667	4-7	.571	5-7	.714	0	3	3	2.2	3	4	3	0	1	21	11.2	
vs Kansas St.	11/21/2025	*	32:58	3-5	.600	1-3	.333	0-0	.000	0	1	1	2.0	3	5	2	0	0	7	10.5	
Winthrop	11/25/2025	*	25:47	2-6	.333	1-3	.333	0-0	.000	0	1	1	1.9	2	4	1	0	0	5	9.7	
USC Upstate	11/29/2025	*	22:41	2-6	.333	1-4	.250	0-0	.000	0	2	2	1.9	4	2	0	0	1	5	9.1	
Creighton	12/07/2025	*	27:19	3-8	.375	2-6	.333	0-0	.000	0	3	3	2.0	4	3	2	0	1	8	9.0	
Wisconsin	12/10/2025	*	26:08	2-7	.286	1-4	.250	0-0	.000	0	1	1	1.9	2	7	4	0	0	5	8.6	
at Illinois	12/13/2025	*	31:14	5-8	.625	2-4	.500	2-2	1.000	0	3	3	2.0	3	6	1	0	1	14	9.1	
North Dakota	12/21/2025	*	32:00	5-14	.357	2-7	.286	1-2	.500	0	4	4	2.2	1	3	0	0	1	13	9.4	
New Hampshire	12/30/2025	*	20:52	1-6	.167	0-2	.000	3-4	.750	0	1	1	2.1	3	3	1	0	0	5	9.1	
Michigan St.	01/02/2026	*	32:38	3-8	.375	1-4	.250	5-5	1.000	0	2	2	2.1	1	3	3	0	0	12	9.3	
at Ohio St.	01/05/2026	*	25:33	2-6	.333	1-4	.250	6-6	1.000	0	4	4	2.2	4	0	2	0	0	11	9.4	
at Indiana	01/10/2026	*	36:32	8-13	.615	5-8	.625	6-8	.750	2	3	5	2.4	0	3	1	0	3	27	10.5	
Oregon	01/13/2026	*	26:21	2-7	.286	0-4	.000	1-1	1.000	0	1	1	2.3	1	4	0	0	0	5	10.2	
at Northwestern	01/17/2026	*	22:09	3-6	.500	2-4	.500	0-0	.000	2	2	4	2.4	2	4	2	0	3	8	10.1	
Washington	01/21/2026	*	30:16	3-7	.429	2-6	.333	3-4	.750	0	2	2	2.4	3	4	1	0	2	11	10.1	
<b>Totals</b>			<b>19</b>	<b>508:56</b>	<b>62-140</b>	<b>.443</b>	<b>33-86</b>	<b>.384</b>	<b>35-45</b>	<b>.778</b>	<b>5</b>	<b>40</b>	<b>45</b>	<b>2.4</b>	<b>44</b>	<b>69</b>	<b>33</b>	<b>0</b>	<b>17</b>	<b>192</b>	<b>10.1</b>

## Player Averages

Games Played	Minutes/game	Points/game	FG Pct	3FG Pct	FT Pct	Rebounds/game	Assists/game	Turnovers/game	Assist/Turnover ratio	Steals/game	Blocks/game
19	26.8	10.1	44.3	38.4	77.8	2.4	3.6	1.7	2.1	0.9	0.0



# QUENTIN RHYMES

FRESHMAN • GUARD • 6-6 • 192 • PHOENIX, ARIZ. • HILLCREST PREP

- Athletic freshman who provides size and three-level scoring ability in the backcourt
- Was a stat stuffer at national power Hillcrest Prep in Arizona, averaging 22.4 points, 7.8 rebounds, 4.1 assists and 2.1 steals per game in helping the school to a 28-6 record in 2024-25
- Second-team all-state performer who shot 41 percent from 3-point range in his prep school season
- Was the No. 108 player nationally in the 247Sports Composite ranking and the No. 5 player in the state of Arizona while On3 had him ranked No. 118 nationally and the sixth-ranked prospect in the state in 2025
- Played with the Las Vegas Knicks on the PRO16/NXT League circuit, averaging 17.5 points, six rebounds and five assists per game, highlighted by a 40-point effort.
- Father (Wayne) played college basketball at Portland State and Colorado-Colorado Springs before playing professionally overseas

11

## 2025-26 HONORS

## CAREER STATS

## MISC. STATS

Category	2025-26	Career
10+ Points	0	0
20+ Points	0	0
30+ Points	0	0
40+ Points	0	0
Double-Doubles	0	0
10+ Rebounds	0	0
10+ Assists	0	0
Led NU in Scoring	0	0
Led NU in Reb.	0	0
Led NU in Assists	0	0

\*-includes Rutgers

## 2025-26 GAME BY GAME

## SEASON/CAREER HIGHS

**Points**

Season:

Career:

**Rebounds**

Season:

Career:

**Field Goals**

Season:

Career:

**3-Point Field Goals**

Season:

Career:

**Free Throws**

Season:

Career:

**Free Throw Attempts**

Season:

Career:

**Assists**

Season:

Career:

**Steals**

Season:

Career:

**Blocks**

Season:

Career:

**Minutes Played**

Season:

Career:

# UGNIUS JARUŠEVIČIUS

SENIOR • FORWARD • 6-11 • 245 • ALYTUS, LITHUANIA • CENTRAL MICHIGAN

*Pronounced OOOG-niss YARE-rue-SHEHH-vih-CHUSS*



13

## 2025-26 HONORS

- Ugnius Jarusevicius comes to NU after earning all-conference honors at Central Michigan, and goes by the nickname Uggy (pronounced Oogie)
- Missed NU's first 12 games with a back injury before making his debut against New Hampshire, as he had seven points, two rebounds and two blocked shots in 10:31
- Garnered first team All-Mid American Conference honors at Central Michigan, averaging 16.2 points and 7.3 rebounds per game in 2024-25, ranking in the top five of the MAC in both scoring and rebounding
- Led the MAC with eight double-doubles while also shooting 31 percent from 3-point range at 6-foot-11
- He reached double figures 23 times, including eight games with at least 20 points. His season was highlighted by a 32-point, 10-rebound effort against both Akron and Kent State.
- Closed the season with 11 straight double-figure scoring games, including both 30-point games and three other 20-point performances.
- Spent his first two seasons at Cal State Bakersfield
- Was a member of the Lithuanian National Team youth system for four years, helping Lithuania to a runner-up finish at the FIBA Under-20 European Championship in 2022.
- His father (Mindaugas) played for the Lithuanian National Team in the late 1990s and played professionally in the LKL for over a decade

## MISC. STATS

Category	2024-25	Career*
10+ Points	0	30
20+ Points	0	8
30+ Points	0	0
40+ Points	0	0
Double-Doubles	0	8
10+ Rebounds	0	8
10+ Assists	0	0
Led NU in Scoring	0	0
Led NU in Reb.	0	0
Led NU in Assists	0	0

\*- Includes Central Michigan and Cal State Bakersfield

## CAREER STATS

SEASON	TEAM	GP-GS	MIN/AVG	Field Goals		3-Point		F-Throws		Rebounds				Scoring						
				FG-FGA	FG%	3FG-3FGA	3FG%	FT-FTA	FT%	OFF	DEF	TOT	AVG	PF-FO	A	TO	BLK	STL	PTS	AVG
2022-23	CSUB	18-1	237/13.2	33-80	.413	5-13	.385	9-12	.750	23	28	51	2.8	24-0	3	12	7	3	80	4.4
2023-24	CSUB	25-0	289/11.5	51-120	.425	3-22	.136	33-43	.767	19	35	54	2.2	46-1	7	15	5	12	138	5.5
2024-25	CMU	26-24	693/26.7	139-259	.537	22-71	.310	122-170	.718	60	129	189	7.3	76-3	15	40	17	15	422	16.2
2025-26	Nebr	1-0	11/10.5	3-3	1.000	1-1	1.000	0-1	.000	0	2	2	2.0	1-0	0	2	2	0	7	7.0
<b>TOTAL FOR Nebr</b>		<b>1-0</b>	<b>11/10.5</b>	<b>3-3</b>	<b>1.000</b>	<b>1-1</b>	<b>1.000</b>	<b>0-1</b>	<b>.000</b>	<b>0</b>	<b>2</b>	<b>2</b>	<b>2.0</b>	<b>1-0</b>	<b>0</b>	<b>2</b>	<b>2</b>	<b>0</b>	<b>7</b>	<b>7.0</b>
<b>TOTAL</b>		<b>70-25</b>	<b>1229/17.6</b>	<b>226-462</b>	<b>.489</b>	<b>31-107</b>	<b>.290</b>	<b>164-226</b>	<b>.726</b>	<b>102</b>	<b>194</b>	<b>296</b>	<b>4.2</b>	<b>147-4</b>	<b>25</b>	<b>69</b>	<b>31</b>	<b>30</b>	<b>647</b>	<b>9.2</b>

## 2025-26 GAME BY GAME

Opponent	Date	GS	MIN	Total		3-Pointers		Free throws		Rebounds				PF	A	TO	BLK	STL	PTS	AVG
				FG-FGA	PCT	3FG-3FGA	PCT	FT-FTA	PCT	OFF	DEF	TOT	AVG							
New Hampshire	12/30/2025		10:31	3-3	1.000	1-1	1.000	0-1	.000	0	2	2	2.0	1	0	2	2	0	7	7.0
<b>Totals</b>		<b>0</b>	<b>10:31</b>	<b>3-3</b>	<b>1.000</b>	<b>1-1</b>	<b>1.000</b>	<b>0-1</b>	<b>.000</b>	<b>0</b>	<b>2</b>	<b>2</b>	<b>2.0</b>	<b>1</b>	<b>0</b>	<b>2</b>	<b>2</b>	<b>0</b>	<b>7</b>	<b>7.0</b>

## Player Averages

Games Played	Minutes/game	Points/game	FG Pct	3FG Pct	FT Pct	Rebounds/game	Assists/game	Turnovers/game	Assist/Turnover ratio	Steals/game	Blocks/game
1	10.5	7.0	100.0	100.0	0.0	2.0	0.0	2.0	0.0	0.0	2.0

## SEASON/CAREER HIGHS

<b>Points</b>	
Season:	7, vs. New Hampshire (12/30/25)
College Career:	32, Two times (last, 2/15/25)
<b>Rebounds</b>	
Season:	2, vs. New Hampshire (12/30/25)
College Career:	14, Two times (last, 2/8/25)
<b>Field Goals</b>	
Season:	3, vs. New Hampshire (12/30/25)
College Career:	10, Three times (last, 2/28/25)
<b>3-Point Field Goals</b>	
Season:	1, vs. New Hampshire (12/30/25)
College Career:	3, Two times (last, 2/15/25)
<b>Free Throws</b>	
Season:	
College Career:	12, at Kent State (2/11/25)
<b>Free Throw Attempts</b>	
Season:	1, vs. New Hampshire (12/30/25)
College Career:	16, at Ohio (02/18/25)
<b>Assists</b>	
Season:	
College Career:	4, Bowling Green (2/1/25)
<b>Steals</b>	
Season:	
College Career:	3, Eastern Michigan (1/14/25)
<b>Blocks</b>	
Season:	2, vs. New Hampshire (12/30/25)
College Career:	2, Eight times (last, 12/30/25)
<b>Minutes Played</b>	
Season:	10:31, vs. New Hampshire (12/30/25)
College Career:	38:55, at Kent State (2/11/25)

# JARED GARCIA

SENIOR • FORWARD • 6-8 • 235 • HOUSTON, TEXAS • TULSA



15

## 2025-26 HONORS

- Sixth-year senior who spent the last two seasons at Tulsa and also played at Salt Lake City CC and Charlotte
- Is one of the Huskers' first frontcourt reserves off the bench and provides size and rebounding
- Tallied five points and five rebounds in 11 minutes in the win against Washington
- Finished with five points and team bests in rebounds (five) and blocked shots (three) in just 10 minutes vs. Oregon
- Totaled five points and five rebounds in 15 minutes off the bench against New Hampshire
- Keyed NU's win at No. 13 with 10 points, all in the final 7:09, after Illinois cut a 14-point lead to 66-63, and four rebounds in 13 minutes
- Played one of his best game of the season against Wisconsin with eight points, three rebounds and two assists in 13 minutes off the bench
- Made a big impact in NU's win over Winthrop with seven points, two rebounds and a pair of blocked shots in 11 minutes of work
- Scored seven points and grabbed a season-high six rebounds in 15 minutes of work against FIU
- Originally was going to redshirt 2024-25 at Tulsa following knee surgery, but returned to action after the NCAA ruling in December of 2024 that gave junior college players an additional year of eligibility
- Returned to action in January and averaged a career-high 9.6 points and 4.2 rebounds per game in 18 contests off the bench at Tulsa
- Totaled nine double-figure games, including a pair of 20-point outings, highlighted by a season-high 22 points, including 5-of-6 from 3-point range, in 21 minutes against Wichita State and 20 points on 7-of-10 shooting in a win over Temple in the AAC Tournament.
- Started all 31 games in his first season at Tulsa in 2023-25, averaging 9.4 points and a team-best 6.0 rebounds per game, as he was sixth in the AAC with 1.4 blocks per game and was 14th in the conference in rebounding
- Began his college career at Charlotte for two years (2020-21 and 2021-22) where he was a teammate with former NU All-Big Ten guard Brice Williams
- Earned his undergraduate degree in organizational studies at Tulsa in May of 2025 and is currently in NU's master's degree program where he hopes to study strategic innovation and entrepreneurship

## CAREER STATS

SEASON	TEAM	GP-GS	MIN/AVG	Field Goals		3-Point		F-Throws		Rebounds				Scoring						
				FG-FGA	FG%	3FG-3FGA	3FG%	FT-FTA	FT%	OFF	DEF	TOT	AVG	PF-FO	A	TO	BLK	STL	PTS	AVG
2020-21	CLT	21-0	212/10.1	26-64	.406	8-25	.320	13-19	.684	15	39	54	2.6	29-0	6	16	7	3	73	3.5
2021-22	CLT	19-0	139/7.3	18-41	.439	2-7	.286	6-9	.667	6	17	23	1.2	20-0	11	12	4	0	44	2.3
2023-24	Tulsa	31-31	702/22.6	102-243	.420	38-117	.325	49-63	.778	47	140	187	6.0	74-0	27	48	42	14	291	9.4
2024-25	Tulsa	17-0	294/17.3	60-129	.465	14-48	.292	30-47	.638	14	57	71	4.2	34-1	15	20	12	4	164	9.6
2025-26	Nebr	17-0	151/8.9	19-53	.358	6-28	.214	19-24	.792	4	38	42	2.5	13-0	7	9	9	2	63	3.7
<b>TOTAL FOR Nebr</b>		<b>17-0</b>	<b>151/8.9</b>	<b>19-53</b>	<b>.358</b>	<b>6-28</b>	<b>.214</b>	<b>19-24</b>	<b>.792</b>	<b>4</b>	<b>38</b>	<b>42</b>	<b>2.5</b>	<b>13-0</b>	<b>7</b>	<b>9</b>	<b>9</b>	<b>2</b>	<b>63</b>	<b>3.7</b>
<b>TOTAL</b>		<b>105-31</b>	<b>1498/14.3</b>	<b>225-530</b>	<b>.425</b>	<b>68-225</b>	<b>.302</b>	<b>117-162</b>	<b>.722</b>	<b>86</b>	<b>291</b>	<b>377</b>	<b>3.6</b>	<b>170-1</b>	<b>66</b>	<b>105</b>	<b>74</b>	<b>23</b>	<b>635</b>	<b>6.0</b>

## MISC. STATS

Category	2024-25	Career*
10+ Points	1	23
20+ Points	0	4
30+ Points	0	0
40+ Points	0	0
Double-Doubles	0	1
10+ Rebounds	0	4
10+ Assists	0	0
Led NU in Scoring	0	0
Led NU in Reb.	1	1
Led NU in Assists	0	0

\*- includes Tulsa and Charlotte

## SEASON/CAREER HIGHS

<b>Points</b>	10, at Illinois (12/13/25)
<b>Season:</b>	10, at Illinois (12/13/25)
<b>College Career:</b>	24, Charlotte (2/24/24)
<b>Rebounds</b>	6 vs. FIU (11/8/25)
<b>Season:</b>	6 vs. FIU (11/8/25)
<b>College Career:</b>	11, Two times (last, 2/22/05)
<b>Field Goals</b>	4, at Illinois (12/13/25)
<b>Season:</b>	4, at Illinois (12/13/25)
<b>College Career:</b>	10, Charlotte (2/24/24)
<b>3-Point Field Goals</b>	1, Three times (last, 11/29/25)
<b>Season:</b>	1, Three times (last, 11/29/25)
<b>College Career:</b>	5, Wichita State (1/26/25)
<b>Free Throws</b>	4, vs. Wisconsin (12/10/25)
<b>Season:</b>	4, vs. Wisconsin (12/10/25)
<b>College Career:</b>	6, Two times (last, 12/22/23)
<b>Free Throw Attempts</b>	5, vs. Wisconsin (12/10/25)
<b>Season:</b>	5, vs. Wisconsin (12/10/25)
<b>College Career:</b>	7, at Little Rock (11/25/23)
<b>Assists</b>	4, at Northwestern (1/17/25)
<b>Season:</b>	4, at Northwestern (1/17/25)
<b>College Career:</b>	Same
<b>Steals</b>	2 vs. FIU (11/8/25)
<b>Season:</b>	2 vs. FIU (11/8/25)
<b>College Career:</b>	2, Three times (last, 11/8/25)
<b>Blocks</b>	3, Oregon (1/13/26)
<b>Season:</b>	3, Oregon (1/13/26)
<b>College Career:</b>	5, at Rice (1/27/24)
<b>Minutes Played</b>	15:01 vs. FIU (11/8/25)
<b>Season:</b>	15:01 vs. FIU (11/8/25)
<b>College Career:</b>	34:15, at UALR (11/25/23)

## 2025-26 GAME BY GAME

Opponent	Date	GS	MIN	Total		3-Pointers		Free throws		Rebounds				PF	A	TO	BLK	STL	PTS	AVG		
				FG-FGA	PCT	3FG-3FGA	PCT	FT-FTA	PCT	OFF	DEF	TOT	AVG									
West Ga.	11/03/2025		05:29	1-1	1.000	0-0	.000	0-0	.000	1	2	3	3.0	1	0	1	0	0	2	2.0		
FIU	11/08/2025		15:01	2-5	.400	1-3	.333	2-2	1.000	0	6	6	4.5	0	0	1	1	2	7	4.5		
UMES	11/11/2025		11:11	1-4	.250	0-2	.000	2-3	.667	0	0	0	3.0	3	0	1	0	0	4	4.3		
vs Oklahoma	11/15/2025		02:31	0-0	.000	0-0	.000	0-0	.000	0	0	0	2.3	0	2	0	0	0	0	3.3		
Winthrop	11/25/2025		10:51	2-4	.500	1-2	.500	2-2	1.000	0	2	2	2.2	1	0	0	2	0	7	4.0		
USC Upstate	11/29/2025		09:48	1-6	.167	1-3	.333	0-0	.000	0	5	5	2.7	1	1	0	0	0	3	3.8		
Creighton	12/07/2025		04:50	0-2	.000	0-2	.000	0-0	.000	0	0	0	2.3	0	0	0	1	0	0	3.3		
Wisconsin	12/10/2025		13:05	2-5	.400	0-2	.000	4-5	.800	1	2	3	2.4	0	2	1	1	0	8	3.9		
at Illinois	12/13/2025		13:18	4-8	.500	0-2	.000	2-2	1.000	1	3	4	2.6	1	1	1	0	0	10	4.6		
North Dakota	12/21/2025		09:31	1-2	.500	1-2	.500	0-0	.000	0	3	3	2.6	0	0	0	1	0	3	4.4		
New Hampshire	12/30/2025		14:30	1-4	.250	0-2	.000	3-4	.750	1	4	5	2.8	2	1	1	0	0	5	4.5		
Michigan St.	01/02/2026		08:50	0-2	.000	0-1	.000	0-0	.000	0	1	1	2.7	0	0	0	0	0	0	4.1		
at Ohio St.	01/05/2026		04:29	1-2	.500	1-2	.500	1-2	.500	0	0	0	2.5	0	0	0	0	0	4	4.1		
at Indiana	01/10/2026		05:20	0-2	.000	0-1	.000	0-0	.000	0	0	0	2.3	0	0	0	0	0	0	3.8		
Oregon	01/13/2026		09:49	1-3	.333	0-2	.000	3-4	.750	0	5	5	2.5	3	0	3	3	0	5	3.9		
at Northwestern	01/17/2026		01:19	0-0	.000	0-0	.000	0-0	.000	0	0	0	2.3	0	0	0	0	0	0	3.6		
Washington	01/21/2026		10:56	2-3	.667	1-2	.500	0-0	.000	0	5	5	2.5	1	0	0	0	0	5	3.7		
<b>Totals</b>				<b>0</b>	<b>150:47</b>	<b>19-53</b>	<b>.358</b>	<b>6-28</b>	<b>.214</b>	<b>19-24</b>	<b>.792</b>	<b>4</b>	<b>38</b>	<b>42</b>	<b>2.5</b>	<b>13</b>	<b>7</b>	<b>9</b>	<b>9</b>	<b>2</b>	<b>63</b>	<b>3.7</b>

## Player Averages

Games Played	Minutes/game	Points/game	FG Pct	3FG Pct	FT Pct	Rebounds/game	Assists/game	Turnovers/game	Assist/Turnover ratio	Steals/game	Blocks/game
17	8.9	3.7	35.8	21.4	79.2	2.5	0.4	0.5	0.8	0.1	0.5

# PRYCE SANDFORT

JUNIOR • FORWARD • 6-7 • 210 • WAUKEE, IOWA • IOWA



## 2025-26 HONORS

- Big Ten Co-Player of the Week (Dec. 15)
- Dick Vitale's Star of the Week (Dec. 15)

### Pronounced Sand-Fort

- Iowa transfer is averaging 17.0 ppg while shooting 49 percent from the floor, including 42 percent from 3-point range, and dishes out 2.1 apg
- Led Nebraska with 23 points on 8-of-13 shooting in the win over Washington, his third straight 20-point game
- Picked up his seventh 20-point game with 22 points, including 5-of-10 from 3-point range, in the win at Northwestern
- Led NU with 28 points on 9-of-15 shooting, including a career-high seven 3-pointers, four boards and two steals vs. Oregon
- Led NU with 19 points and added seven rebounds and two steals in the win over New Hampshire
- Earned Big Ten Co-Player of the Week on Dec. 15 averaging 23.0 ppg on 64 percent shooting in wins over Wisconsin and No. 13 Illinois
- Poured in a career-high 32 points on 12-of-18 shooting at No. 13 Illinois, as he tied his career high with six 3-pointers and had 26 first-half points
- Finished with 13 points, seven rebounds and a career-high three steals in the win over Creighton
- Totaled 20 points, a season-high nine rebounds and four assists in the win over USC Upstate
- Led NU with 21 points, including 11 straight in a 15-0 first-half run, and had three rebounds and two steals in the 86-85 win over Kansas State
- Was outstanding in the win vs. Oklahoma, with a then-career high 28 points 10-of-18 shooting, and seven assists along with adding five rebounds as Nebraska overcame a 16-point first-half deficit
- Tallied 20 points on 7-of-11 shooting, including six 3-pointers, vs. FIU, including 14 points in a five-minute span to open the second half
- Averaged 8.8 points per game on nearly 49 percent shooting in 2024-25 while shooting 40 percent from 3-point range
- Recorded his first career double-double at Nebraska with 16 points and a career-high 11 rebounds
- Played in 32 games off the bench averaging 2.3 points and 1.1 rebounds per game while shooting nearly 35 percent from 3-point range for Iowa
- Was Iowa Mr. Basketball in 2023, as he averaged 24.9 points, 11.0 rebounds, 2.8 assists, 2.7 blocks and 1.7 steals per game while leading Waukee Northwest to a berth in the Class 4A State Championship game.
- Two-time all-state honoree who averaged 26.2 ppg, 10.3 rpg, 2.8 apg and 2.9 bpg as a junior
- His older brother (Payton) played at Iowa from 2021 to 2025, earning All-Big Ten honors in is final two years at the school while both parents played college basketball (Brian - Hastings College; Gretchen - Simpson College)

## CAREER STATS

SEASON	TEAM	GP-GS	MIN/AVG	Field Goals		3-Point		F-Throws		Rebounds				Scoring						
				FG-FGA	FG%	3FG-3FGA	3FG%	FT-FTA	FT%	OFF	DEF	TOT	AVG	PF	A	TO	BLK	STL	PTS	AVG
2023-24	Iowa	32-0	278/8.7	26-73	.356	17-49	.347	4-6	.667	3	31	34	1.1	21-0	14	3	4	4	73	2.3
2024-25	Iowa	33-2	738/22.4	104-213	.488	56-140	.400	28-44	.636	27	68	95	2.9	46-0	43	14	8	19	292	8.8
2025-26	Nebr	19-19	589/31.0	114-235	.485	64-153	.418	31-38	.816	14	68	82	4.3	29-1	39	12	2	21	323	17.0
<b>TOTAL FOR Nebr</b>		<b>19-19</b>	<b>589/31.0</b>	<b>114-235</b>	<b>.485</b>	<b>64-153</b>	<b>.418</b>	<b>31-38</b>	<b>.816</b>	<b>14</b>	<b>68</b>	<b>82</b>	<b>4.3</b>	<b>29-1</b>	<b>39</b>	<b>12</b>	<b>2</b>	<b>21</b>	<b>323</b>	<b>17.0</b>
<b>TOTAL</b>		<b>84-21</b>	<b>1604/19.1</b>	<b>244-521</b>	<b>.468</b>	<b>137-342</b>	<b>.401</b>	<b>63-88</b>	<b>.716</b>	<b>44</b>	<b>167</b>	<b>211</b>	<b>2.5</b>	<b>96-1</b>	<b>96</b>	<b>29</b>	<b>14</b>	<b>44</b>	<b>688</b>	<b>8.2</b>

## MISC. STATS

Category	2025-26	Career*
10+ Points	16	32
20+ Points	8	9
30+ Points	1	1
40+ Points	0	0
Double-Doubles	0	1
10+ Rebounds	0	1
10+ Assists	0	0
Led NU in Scoring	10	10
Led NU in Reb.	2	2
Led NU in Assists	2	2

\*- includes Iowa

## SEASON/CAREER HIGHS

<b>Points</b>		
Season:	32, at Illinois (12/13/25)	
College Career:	Same	
<b>Rebounds</b>		
Season:	9, vs. USC Upstate (11/29/25)	
College Career:	11, at Nebraska (3/9/25)	
<b>Field Goals</b>		
Season:	12, at Illinois (12/13/25)	
College Career:	Same	
<b>3-Point Field Goals</b>		
Season:	7, Oregon (1/13/26)	
College Career:	Same	
<b>Free Throws</b>		
Season:	6, vs. USC Upstate (11/29/25)	
College Career:	Same	
<b>Free Throw Attempts</b>		
Season:	7, vs. USC Upstate (11/29/25)	
College Career:	Same	
<b>Assists</b>		
Season:	7, vs. Oklahoma (11/15/25)	
College Career:	Same	
<b>Steals</b>		
Season:	3, vs. Creighton (12/7/25)	
College Career:	Same	
<b>Blocks</b>		
Season:	1, Two times (last, 12/10/25)	
College Career:	2, Two times (last, 3/6/25)	
<b>Minutes Played</b>		
Season:	37:04, at Indiana (1/10/26)	
College Career:	Same	

## 2025-26 GAME BY GAME

Opponent	Date	GS	MIN	Total		3-Pointers		Free throws		Rebounds				PF	A	TO	BLK	STL	PTS	AVG	
				FG-FGA	PCT	3FG-3FGA	PCT	FT-FTA	PCT	OFF	DEF	TOT	AVG								
West Ga.	11/03/2025	*	20:53	0-5	.000	0-5	.000	3-3	1.000	1	3	4	4.0	3	2	1	0	0	3	3.0	
FIU	11/08/2025	*	20:52	7-11	.636	6-9	.667	0-0	.000	1	2	3	3.5	0	2	0	0	2	20	11.5	
UMES	11/11/2025	*	31:27	8-13	.615	3-8	.375	0-0	.000	3	2	5	4.0	1	2	0	0	1	19	14.0	
vs Oklahoma	11/15/2025	*	36:08	10-18	.556	4-9	.444	4-4	1.000	2	3	5	4.3	2	7	0	0	1	28	17.5	
vs New Mexico	11/20/2025	*	32:32	3-11	.273	1-5	.200	1-2	.500	0	6	6	4.6	2	3	1	0	1	8	15.6	
vs Kansas St.	11/21/2025	*	33:12	8-17	.471	5-14	.357	0-0	.000	0	3	3	4.3	1	1	1	0	2	21	16.5	
Winthrop	11/25/2025	*	29:57	4-13	.308	2-10	.200	0-0	.000	0	8	8	4.9	1	2	0	0	1	10	15.6	
USC Upstate	11/29/2025	*	31:42	5-13	.385	4-8	.500	6-7	.857	1	8	9	5.4	1	4	0	1	1	20	16.1	
Creighton	12/07/2025	*	34:18	5-7	.714	2-4	.500	1-1	1.000	1	6	7	5.6	2	1	1	0	3	13	15.8	
Wisconsin	12/10/2025	*	29:53	6-10	.600	2-6	.333	0-0	.000	0	4	4	5.4	1	3	0	1	0	14	15.6	
at Illinois	12/13/2025	*	33:49	12-18	.667	6-11	.545	2-2	1.000	0	1	1	5.0	3	3	1	0	1	32	17.1	
North Dakota	12/21/2025	*	30:12	3-10	.300	1-5	.200	0-0	.000	1	2	3	4.8	1	1	2	0	1	7	16.3	
New Hampshire	12/30/2025	*	27:47	7-15	.467	3-8	.375	2-5	.400	2	5	7	5.0	0	1	0	0	2	19	16.5	
Michigan St.	01/02/2026	*	20:40	5-13	.385	3-8	.375	0-0	.000	0	3	3	4.9	5	0	1	0	0	13	16.2	
at Ohio St.	01/05/2026	*	35:31	3-11	.273	3-9	.333	2-2	1.000	1	2	3	4.7	1	2	1	0	2	11	15.9	
at Indiana	01/10/2026	*	37:04	4-9	.444	3-6	.500	1-2	.500	0	3	3	4.6	0	2	0	0	1	12	15.6	
Oregon	01/13/2026	*	30:52	9-15	.600	7-11	.636	3-3	1.000	1	3	4	4.6	2	2	2	0	2	28	16.4	
at Northwestern	01/17/2026	*	36:20	7-13	.538	5-10	.500	3-3	1.000	0	2	2	4.4	0	0	1	0	0	22	16.7	
Washington	01/21/2026	*	35:33	8-13	.615	4-7	.571	3-4	.750	0	2	2	4.3	3	1	0	0	0	23	17.0	
<b>Totals</b>			<b>19</b>	<b>588:43</b>	<b>114-235</b>	<b>.485</b>	<b>64-153</b>	<b>.418</b>	<b>31-38</b>	<b>.816</b>	<b>14</b>	<b>68</b>	<b>82</b>	<b>4.3</b>	<b>29</b>	<b>39</b>	<b>12</b>	<b>2</b>	<b>21</b>	<b>323</b>	<b>17.0</b>

### Player Averages

Games Played	Minutes/game	Points/game	FG Pct	3FG Pct	FT Pct	Rebounds/game	Assists/game	Turnovers/game	Assist/Turnover ratio	Steals/game	Blocks/game
19	31.0	17.0	48.5	41.8	81.6	4.3	2.1	0.6	3.3	1.1	0.1

# CALE JACOBSEN

JUNIOR • GUARD • 6-4 • 195 • ASHLAND, NEB. • ASHLAND-GREENWOOD



31

## 2025-26 HONORS

- Fourth-year junior is NU's swiss army knife, as he has the ability to play every position on the floor and has earned the trust of coaches and teammates with his play
- Graduated from Nebraska in May of 2025 in just three seasons and is a two-time Academic All-Big Ten honoree
- Finished with two points, four rebounds and two assists in the win over Washington
- Provided a spark against Oregon with nine points, four rebounds, three assists and a steal in 20 minutes vs. Oregon
- Was instrumental in the win at Indiana, finishing with seven points, two rebounds and two assists in 20 minutes of work
- Played 18 minutes off the bench at Ohio State and had three points, two rebounds, one assist and a steal in NU's 72-69 win.
- Grabbed five rebounds and had two points, a steal and a block in 19 minutes vs. Wisconsin
- Matched his career high with 11 points and added a career-best five steals along with four rebounds and three assists vs. USC Upstate
- Reached double figures for the second time against Winthrop, finishing with career highs in points (11), rebounds (six) and blocks (two)
- Hit double figures for the first time against Oklahoma, finishing with career highs in points (10) and rebounds (six) in NU's comeback win
- Played in 24 games last season, making his first three career starts at the College Basketball Crown
- Played extensively in the CBC, averaging 5.0 points on 53 percent shooting, 4.3 rebounds, 3.3 assists, and 1.8 steals per game
- Played in 20 contests in 2023-24, totaling 14 points, three rebounds and five assists in 55 minutes of action
- Redshirted his first season at Nebraska
- Led Ashland-Greenwood to a 27-1 record and a class C-1 state title, averaging 17.9 points, 5.8 rebounds, 6.1 assists and 3.6 steals per game as a senior
- First-team All-Nebraska selection set the Class C-1 state tournament record with a 43-point performance in a win over Kearney Catholic
- Finished his career with 1,481 points, 544 rebounds, 340 assists and 261 steals despite suffering a torn ACL in his first game of his junior season
- Chose to originally walk-on at Nebraska after turning down scholarship offers from North Dakota and Holy Cross
- Played three years of football, playing quarterback as a freshman and junior while hauling in 23 passes for 486 yards and nine TDs as a sophomore

## CAREER STATS

SEASON	TEAM	GP-GS	MIN	AVG	Field Goals		3-Point		F-Throws		Rebounds				Scoring						
					FG	FGA	FG%	3FG	3FGA	3FG%	FT	FTA	FT%	OFF	DEF	TOT	AVG	PF	FO	A	TO
2023-24	Nebr	20-0	55	2.8	5-10	.500	1-3	.333	3-6	.500	0	3	3	0.2	5-0	5	2	0	1	14	0.7
2024-25	Nebr	24-3	180	7.5	11-25	.440	4-11	.364	3-4	.750	3	26	29	1.2	12-0	21	11	5	11	29	1.2
2025-26	Nebr	19-0	377	19.9	29-60	.483	5-19	.263	15-28	.536	10	45	55	2.9	29-1	31	10	5	17	78	4.1
<b>TOTAL</b>	<b>63-3</b>	<b>613</b>	<b>9.7</b>	<b>45-95</b>	<b>.474</b>	<b>10-33</b>	<b>.303</b>	<b>21-38</b>	<b>.553</b>	<b>13</b>	<b>74</b>	<b>87</b>	<b>1.4</b>	<b>46-1</b>	<b>57</b>	<b>23</b>	<b>10</b>	<b>29</b>	<b>121</b>	<b>1.9</b>	

## MISC. STATS

Category	2024-25	Career
10+ Points	3	3
20+ Points	0	0
30+ Points	0	0
40+ Points	0	0
Double-Doubles	0	0
10+ Rebounds	0	0
10+ Assists	0	0
Led NU in Scoring	0	0
Led NU in Reb.	1	1
Led NU in Assists	1	1

## SEASON/CAREER HIGHS

<b>Points</b>	
Season:	11, Two times (last, 11/29/25)
College Career:	Same
<b>Rebounds</b>	
Season:	6, Two times (last, 11/25/25)
College Career:	6, Four Times (last, 11/25/25)
<b>Field Goals</b>	
Season:	5, vs. USC Upstate (11/29/25)
College Career:	Same
<b>3-Point Field Goals</b>	
Season:	1, Four times (last, 1/10/26)
College Career:	2, Boise State (4/5/25)
<b>Free Throws</b>	
Season:	3, Two times (last, 11/25/25)
College Career:	Same
<b>Free Throw Attempts</b>	
Season:	6, vs. Oklahoma (11/15/25)
College Career:	Same
<b>Assists</b>	
Season:	4, at Northwestern (1/17/26)
College Career:	5, vs. Arizona State (3/31/25)
<b>Steals</b>	
Season:	5, vs. USC Upstate (11/29/25)
College Career:	Same
<b>Blocks</b>	
Season:	2, vs. Winthrop (11/25/25)
College Career:	Same
<b>Minutes Played</b>	
Season:	31:02, vs. USC Upstate (11/29/25)
College Career:	36:21 vs. Georgetown (4/2/25)

## 2025-26 GAME BY GAME

Opponent	Date	GS	MIN	Total		3-Pointers		Free throws		Rebounds				PF	A	TO	BLK	STL	PTS	AVG	
				FG-FGA	PCT	3FG-3FGA	PCT	FT-FTA	PCT	OFF	DEF	TOT	AVG								
West Ga.	11/03/2025		18:40	2-5	.400	1-1	1.000	0-1	.000	1	2	3	3.0	1	1	0	0	2	5	5.0	
FIU	11/08/2025		16:06	2-4	.500	1-2	.500	0-0	.000	0	1	1	2.0	5	2	0	0	2	5	5.0	
UMES	11/11/2025		15:42	0-2	.000	0-2	.000	0-0	.000	0	3	3	2.3	1	1	0	0	0	0	3.3	
vs Oklahoma	11/15/2025		22:55	3-3	1.000	1-1	1.000	3-6	.500	2	4	6	3.3	1	2	2	0	2	10	5.0	
vs New Mexico	11/20/2025		12:58	0-1	.000	0-1	.000	0-0	.000	0	1	1	2.8	2	1	3	0	0	0	4.0	
vs Kansas St.	11/21/2025		21:31	1-1	1.000	0-0	.000	2-4	.500	2	3	5	3.2	3	3	0	0	0	4	4.0	
Winthrop	11/25/2025		27:20	4-7	.571	0-0	.000	3-4	.750	3	3	6	3.6	1	2	0	2	1	11	5.0	
USC Upstate	11/29/2025		31:02	5-7	.714	0-1	.000	1-2	.500	0	4	4	3.6	1	3	1	0	5	11	5.8	
Creighton	12/07/2025		18:44	1-3	.333	0-1	.000	0-0	.000	0	4	4	3.7	0	0	2	0	0	2	5.3	
Wisconsin	12/10/2025		19:00	1-1	1.000	0-0	.000	0-0	.000	0	5	5	3.8	2	0	0	1	1	2	5.0	
at Illinois	12/13/2025		16:08	0-2	.000	0-0	.000	0-0	.000	0	1	1	3.5	2	1	0	0	0	0	4.5	
North Dakota	12/21/2025		16:22	1-3	.333	0-1	.000	0-0	.000	0	2	2	3.4	1	1	0	0	0	2	4.3	
New Hampshire	12/30/2025		22:20	1-1	1.000	0-0	.000	1-2	.500	0	0	0	3.2	2	2	0	1	0	3	4.2	
Michigan St.	01/02/2026		17:25	0-2	.000	0-2	.000	1-4	.250	0	1	1	3.0	1	0	0	0	0	1	4.0	
at Ohio St.	01/05/2026		18:07	1-4	.250	0-2	.000	1-1	1.000	0	2	2	2.9	0	1	0	0	1	3	3.9	
at Indiana	01/10/2026		19:53	2-2	1.000	1-1	1.000	2-2	1.000	0	2	2	2.9	1	2	0	0	1	7	4.1	
Oregon	01/13/2026		20:08	4-6	.667	1-2	.500	0-0	.000	2	2	4	2.9	1	3	0	0	1	9	4.4	
at Northwestern	01/17/2026		22:09	1-3	.333	0-1	.000	0-0	.000	0	1	1	2.8	2	4	0	1	1	2	4.3	
Washington	01/21/2026		20:47	0-3	.000	0-1	.000	1-2	.500	0	4	4	2.9	2	2	2	0	0	1	4.1	
<b>Totals</b>			<b>0</b>	<b>377:15</b>	<b>29-60</b>	<b>.483</b>	<b>5-19</b>	<b>.263</b>	<b>15-28</b>	<b>.536</b>	<b>10</b>	<b>45</b>	<b>55</b>	<b>2.9</b>	<b>29</b>	<b>31</b>	<b>10</b>	<b>5</b>	<b>17</b>	<b>78</b>	<b>4.1</b>

## Player Averages

Games Played	Minutes/game	Points/game	FG Pct	3FG Pct	FT Pct	Rebounds/game	Assists/game	Turnovers/game	Assist/Turnover ratio	Steals/game	Blocks/game
19	19.9	4.1	48.3	26.3	53.6	2.9	1.6	0.5	3.1	0.9	0.3

# LEO CURTIS

FRESHMAN • FORWARD • 7-2 • 245 • REYKJAVIK, ICELAND • CATS [MASS.] ACADEMY

Pronounced LAY-o



## 2025-26 HONORS

- Freshman who brings size, skill and international experience to the Husker front line and has added 25 pounds since arriving on campus in June
- Missed five games with a leg injury before returning to action in early December and has played in 10 contests this season
- Had two points and a rebound in the win over North Dakota and grabbed two rebounds and an assist in three minutes against New Hampshire
- Had six points and two rebounds in a season high 9:33 against UMES
- Totaled six points and three boards in seven minutes vs. FIU
- Made his Husker debut against West Georgia, finishing with three points and a blocked shot in 5:29 of action
- Spent part of the summer training with the Iceland U20 team, as they played in the 2025 U20 EuroBasket Championships in Greece, as he topped all players in blocked shots (2.7 per game) and placing in the top three in both rebounding (8.1 rpg, third), and minutes played (31.6, second).
- Led Iceland in scoring (14.6 ppg), rebounding, blocked shots and minutes played while also dishing out 2.9 assists per game, as he had a tournament-high 22 points against the Ukraine and added 20 points, 11 boards and six blocks in a win over Slovenia
- Spent his postgraduate season at Cambridge Arts, Technology and Science (CATS Academy) in Braintree, Mass., where he earned National Prep All-American Honorable-Mention honors and first-team All-NEPSAC Class AA honors after moving to the United States in the fall of 2024.
- Averaged 12.3 points, 10.1 rebounds, 2.1 assists and 2.7 blocks per game in helping CATS Academy to a 28-7 record, a runner-up finish in the New England Preparatory School Athletic Council (NEPSAC) Class AA tournament
- Ranked No. 84 nationally in the class of 2025 by On3, which also has Curtis as the No. 11 center in the 2025 class
- Played for IR Reykjavik in the Iceland Subway League in 2023-24 and averaged 15.4 points per game on 58 percent shooting, including 42 percent from 3-point range, along with 8.9 rebounds and 1.7 blocks per game.
- Is the second player from Iceland to play at NU, joining Thorir Thorbjarnarson who was a two-year starter for the Huskers in 2019-20 and 2020-21
- Was a teammate of former Husker Matej Kavas, who played at NU during the 2019-20 season, on IR Reykjavik

## CAREER STATS

SEASON	TEAM	GP-GS	MIN	Field Goals		3-Point		F-Throws		Rebounds				Scoring						
				FG-FGA	FG%	3FG-3FGA	3FG%	FT-FTA	FT%	OFF	DEF	TOT	AVG	PF	FO	A	TO	BLK	STL	PTS
2025-26	Nebr	10-0	38/3.8	5-9	.556	0-1	.000	7-8	.875	6	2	8	0.8	4-0	2	3	1	1	17	1.7
<b>TOTAL</b>		<b>10-0</b>	<b>38/3.8</b>	<b>5-9</b>	<b>.556</b>	<b>0-1</b>	<b>.000</b>	<b>7-8</b>	<b>.875</b>	<b>6</b>	<b>2</b>	<b>8</b>	<b>0.8</b>	<b>4-0</b>	<b>2</b>	<b>3</b>	<b>1</b>	<b>1</b>	<b>17</b>	<b>1.7</b>

## MISC. STATS

Category	2025-26	Career
10+ Points	0	0
20+ Points	0	0
30+ Points	0	0
40+ Points	0	0
Double-Doubles	0	0
10+ Rebounds	0	0
10+ Assists	0	0
Led NU in Scoring	0	0
Led NU in Reb.	0	0
Led NU in Assists	0	0

## SEASON/CAREER HIGHS

<b>Points</b>	
Season:	6, Two times (last, 11/11/25)
Career:	
<b>Rebounds</b>	
Season:	3, vs. FIU (11/8/25)
Career:	
<b>Field Goals</b>	
Season:	3, vs. FIU (11/8/25)
Career:	
<b>3-Point Field Goals</b>	
Season:	
Career:	
<b>Free Throws</b>	
Season:	4, vs. UMES (11/11/25)
Career:	
<b>Free Throw Attempts</b>	
Season:	4, vs. UMES (11/11/25)
Career:	
<b>Assists</b>	
Season:	1, vs. UMES (11/11/25)
Career:	
<b>Steals</b>	
Season:	1, vs. Oregon (1/13/26)
Career:	
<b>Blocks</b>	
Season:	1, vs. West Georgia (11/3/25)
Career:	
<b>Minutes Played</b>	
Season:	9:33, vs. UMES (11/11/25)
Career:	

## 2025-26 GAME BY GAME

Opponent	Date	GS	MIN	Total		3-Pointers		Free throws		Rebounds				PF	A	TO	BLK	STL	PTS	AVG	
				FG-FGA	PCT	3FG-3FGA	PCT	FT-FTA	PCT	OFF	DEF	TOT	AVG								
West Ga.	11/03/2025		05:29	1-2	.500	0-1	.000	1-2	.500	0	0	0	0.0	1	0	0	1	0	3	3.0	
FIU	11/08/2025		06:56	3-5	.600	0-0	.000	0-0	.000	2	1	3	1.5	0	0	2	0	0	6	4.5	
UMES	11/11/2025		09:33	1-1	1.000	0-0	.000	4-4	1.000	2	0	2	1.7	0	1	0	0	0	6	5.0	
Creighton	12/07/2025		01:07	0-0	.000	0-0	.000	0-0	.000	0	0	0	1.3	1	0	1	0	0	0	3.8	
Wisconsin	12/10/2025		03:47	0-0	.000	0-0	.000	0-0	.000	0	0	0	1.0	0	0	0	0	0	0	3.0	
North Dakota	12/21/2025		01:48	0-1	.000	0-0	.000	2-2	1.000	1	0	1	1.0	0	0	0	0	0	2	2.8	
New Hampshire	12/30/2025		02:42	0-0	.000	0-0	.000	0-0	.000	1	1	2	1.1	1	1	0	0	0	0	2.4	
Oregon	01/13/2026		03:35	0-0	.000	0-0	.000	0-0	.000	0	0	0	1.0	1	0	0	0	1	0	2.1	
at Northwestern	01/17/2026		01:19	0-0	.000	0-0	.000	0-0	.000	0	0	0	0.9	0	0	0	0	0	0	1.9	
Washington	01/21/2026		01:17	0-0	.000	0-0	.000	0-0	.000	0	0	0	0.8	0	0	0	0	0	0	1.7	
<b>Totals</b>			<b>0</b>	<b>37:33</b>	<b>5-9</b>	<b>.556</b>	<b>0-1</b>	<b>.000</b>	<b>7-8</b>	<b>.875</b>	<b>6</b>	<b>2</b>	<b>8</b>	<b>0.8</b>	<b>4</b>	<b>2</b>	<b>3</b>	<b>1</b>	<b>1</b>	<b>17</b>	<b>1.7</b>

## Player Averages

Games Played	Minutes/game	Points/game	FG Pct	3FG Pct	FT Pct	Rebounds/game	Assists/game	Turnovers/game	Assist/Turnover ratio	Steals/game	Blocks/game
10	3.8	1.7	55.6	0.0	87.5	0.8	0.2	0.3	0.7	0.1	0.1

# HENRY BURT

JUNIOR • FORWARD • 6-7 • 235 • OMAHA, NEB. • ELKHORN SOUTH



35

2025-26 HONORS

- Junior forward who will be likely sidelined until later in the season following knee surgery in October.
- Made four appearances in 2024-25 and provides frontcourt depth.
- Played the final minute of the win over South Dakota and the final 2:06 of the win over North Florida
- Had a basket as he played the final 1:40 in the win over FDU
- Saw action in seven games in 2023-24, tallying two points and three rebounds in 10 minutes of work
- Scored his first career basket against Florida A&M and grabbed caroms against Florida A&M, Stony Brook and Michigan during the 2023-24 season.
- Helped Elkhorn South to a 16-9 record and the school's first-ever Class A (largest class) state tournament appearance in 2022
- Honorable-mention Class A all-state pick after averaging 12.6 points and 6.1 rebounds per game as a senior

## CAREER STATS

SEASON	TEAM	GP-GS	MIN/AVG	Field Goals		3-Point		F-Throws		Rebounds				Scoring						
				FG-FGA	FG%	3FG-3FGA	3FG%	FT-FTA	FT%	OFF	DEF	TOT	AVG	PF	FO	A	TO	BLK	STL	PTS
2023-24	Nebr	7-0	10/1.4	1-2	.500	0-1	.000	0-2	.000	0	3	3	0.4	1-0	0	0	0	0	2	0.3
2024-25	Nebr	4-0	7/1.7	1-4	.250	0-1	.000	0-0	.000	0	0	0	0.0	1-0	0	0	0	0	2	0.5
<b>TOTAL</b>		<b>11-0</b>	<b>16/1.5</b>	<b>2-6</b>	<b>.333</b>	<b>0-2</b>	<b>.000</b>	<b>0-2</b>	<b>.000</b>	<b>0</b>	<b>3</b>	<b>3</b>	<b>0.3</b>	<b>2-0</b>	<b>0</b>	<b>0</b>	<b>0</b>	<b>0</b>	<b>4</b>	<b>0.4</b>

## MISC. STATS

Category	2025-26	Career
10+ Points	0	0
20+ Points	0	0
30+ Points	0	0
40+ Points	0	0
Double-Doubles	0	0
10+ Rebounds	0	0
10+ Assists	0	0
Led NU in Scoring	0	0
Led NU in Reb.	0	0
Led NU in Assists	0	0

## 2025-26 GAME BY GAME

## SEASON/CAREER HIGHS

<b>Points</b>	
Season:	
College Career:	2, Two times (last, 11/13/24)
<b>Rebounds</b>	
Season:	
College Career:	1, Three times (last, 2/10/23)
<b>Field Goals</b>	
Season:	
College Career:	1, Two times (last, 11/13/24)
<b>3-Point Field Goals</b>	
Season:	
College Career:	None
<b>Free Throws</b>	
Season:	
College Career:	None
<b>Free Throw Attempts</b>	
Season:	
College Career:	2, Florida A&M (11/9/23)
<b>Assists</b>	
Season:	
College Career:	None
<b>Steals</b>	
Season:	
College Career:	None
<b>Blocks</b>	
Season:	
College Career:	None
<b>Minutes Played</b>	
Season:	
College Career:	2:37, Lindenwood (11/6/23)

# RIENK MAST

SENIOR • FORWARD • 6-10 • 260 • GRONINGEN, NETHERLANDS • BRADLEY

Pronounced RINK



51

## 2025-26 HONORS

- Third-Team Mid-season All-American (Sporting News)
- Kareem Abdul-Jabbar Center of the Year  
Top 20 Preseason Watch List
- Third Triple-Double in School History (vs. FIU)
- Hall of Fame Classic All-Tournament Team

- All-Big Ten performer who returns after missing all of the 2024-25 season following knee surgery in May of 2024
- Is one of two active Division I players with 1,600 career points and 1000 career rebounds
- Has three double-doubles this season, including a triple-double, and is averaging 14.9 ppg, 6.0 rpg and 2.9 apg
- Tallied 12 points, three boards and four assists in the win over Washington
- Totaled 12 points, six rebounds and two assists in the win at Indiana and had 12 points, four rebounds and two assists in the win at Ohio State
- Keyed the win over No. 9 Michigan St. with 19 points, including 15 in the first half, and seven rebounds, hitting six 3-pointers on the night
- Totaled 17 points and seven rebounds in Nebraska's 83-80 win at No. 13 Illinois
- Picked up his fourth double-double of the season with 17 points and 10 rebounds in just 26 minutes against Wisconsin
- Recorded his fourth 20-point game of the season with 20 points, five boards and two assists in the win over Creighton
- Posted his third career 30-point game with 31 points, including a career-high seven 3-pointers, five rebounds and four assists vs. Winthrop
- Earned a spot on the Hall of Fame Classic All-Tournament team as he averaged 18.5 ppg on 52 percent shooting in wins over UMN and K-State
- Totaled 20 points, four rebounds and three assists in the win over Kansas State in the Hall of Fame Classic title game
- Totaled 25 points, including 5-of-7 from 3-point range, and added six rebounds and three assists in the comeback vs. Oklahoma
- Collected a double-double in his 2025-26 debut, finishing with 10 points and a game-high 11 rebounds against West Georgia
- Was a third-team All-Big Ten honoree by the coaches, as he averaged 12.3 ppg, 7.5 rpg and 3.0 apg, leading NU in rebounding and assists
- Reached double figures 20 times in 2023-24, including a career-high 34 points vs. Ohio State, including six 3-pointers, along with 10 rebounds
- Totaled six double-doubles, which was the most by a Husker since 2007-08
- Spent the summer of 2023 playing for the Netherlands National Team as they tried to qualify for the 2024 Olympics.
- Played three seasons at Bradley, totaling 1,001 points and 657 rebounds after missing the 2019-20 season because of a knee injury
- Earned first-team All-Missouri Valley Conference honors in 2022-23, leading Bradley in scoring (13.8 ppg) and rebounding (8.0 rpg)
- Graduated from Bradley with a degree in physics in May of 2023, earned a master's degree in applied science in 2024 and is currently working on a second undergraduate degree in business from Nebraska

## CAREER STATS

SEASON	TEAM	GP-GS	MIN/AVG	Field Goals		3-Point		F-Throws		Rebounds				Scoring						
				FG-FGA	FG%	3FG-3FGA	3FG%	FT-FTA	FT%	OFF	DEF	TOT	AVG	PF-FO	A	TO	BLK	STL	PTS	AVG
2020-21	BRAD	28-19	657/23.4	93-192	.484	33-92	.359	21-29	.724	46	118	164	5.9	43-0	37	33	13	8	240	8.6
2021-22	BRAD	31-31	852/27.5	138-290	.476	27-95	.284	57-82	.695	81	180	261	8.4	54-0	44	49	29	17	360	11.6
2022-23	BRAD	29-29	834/28.8	162-313	.518	24-68	.353	53-72	.736	64	168	232	8.0	62-0	70	52	15	18	401	13.8
2023-24	Nebr	32-32	951/29.7	148-342	.433	42-122	.344	57-68	.838	61	180	241	7.5	63-1	95	58	16	13	395	12.3
2025-26	Nebr	19-19	535/28.2	103-217	.475	35-101	.347	43-52	.827	39	75	114	6.0	30-0	56	36	7	9	284	14.9
<b>TOTAL FOR Nebr</b>		<b>51-51</b>	<b>1486/29.1</b>	<b>251-559</b>	<b>.449</b>	<b>77-223</b>	<b>.345</b>	<b>100-120</b>	<b>.833</b>	<b>100</b>	<b>255</b>	<b>355</b>	<b>7.0</b>	<b>93-1</b>	<b>151</b>	<b>94</b>	<b>23</b>	<b>22</b>	<b>679</b>	<b>13.3</b>
<b>TOTAL</b>		<b>139-130</b>	<b>3829/27.5</b>	<b>644-1354</b>	<b>.476</b>	<b>161-478</b>	<b>.337</b>	<b>231-303</b>	<b>.762</b>	<b>291</b>	<b>721</b>	<b>1012</b>	<b>7.3</b>	<b>252-1</b>	<b>302</b>	<b>228</b>	<b>80</b>	<b>65</b>	<b>1680</b>	<b>12.1</b>

## MISC. STATS

Category	2025-26	Career*
10+ Points	15	91
20+ Points	4	16
30+ Points	1	3
40+ Points	0	0
Double-Doubles	3	29
Triple Doubles	1	1
10+ Rebounds	3	33
10+ Assists	1	1
Led NU in Scoring	4	10
Led NU in Reb.	7	22
Led NU in Assists	3	9

\*Includes Bradley

## SEASON/CAREER HIGHS

- Points**  
Season: 31, vs. Winthrop (11/25/25)  
College Career: 34, Ohio State (1/23/24)
- Rebounds**  
Season: 12, vs. FIU (11/8/25)  
College Career: 17, UIC (12/31/22)
- Field Goals**  
Season: 11, vs. Winthrop (11/25/25)  
College Career: 13, Ohio State (1/23/24)
- 3-Point Field Goals**  
Season: 7, vs. Winthrop (11/25/25)  
College Career: Same
- Free Throws**  
Season: 5, vs. Creighton (12/7/25)  
College Career: 7, Two times (last, 12/17/22)
- Free Throw Attempts**  
Season: 6 vs. West Georgia (11/3/25)  
College Career: 9, Two times (last, 12/17/22)
- Assists**  
Season: 10 vs. FIU (11/8/25)  
College Career: Same
- Steals**  
Season: 1, Seven times (last, 12/13/25)  
College Career: 3, Two times (last, 12/22/22)
- Blocks**  
Season: 3, Michigan State (1/2/26)  
College Career: 3, Three times (last, 1/2/26)
- Minutes Played**  
Season: 35:38, Michigan State (1/2/26)  
College Career: 38:32, vs. Wisconsin (2/1/24)

## 2025-26 GAME BY GAME

Opponent	Date	GS	MIN	Total		3-Pointers		Free throws		Rebounds				PF	A	TO	BLK	STL	PTS	AVG	
				FG-FGA	PCT	3FG-3FGA	PCT	FT-FTA	PCT	OFF	DEF	TOT	AVG								
West Ga.	11/03/2025	*	25:18	3-7	.429	0-2	.000	4-6	.667	5	6	11	11.0	1	1	3	0	0	10	10.0	
FIU	11/08/2025	*	24:47	8-10	.800	2-3	.667	0-0	.000	3	9	12	11.5	0	10	2	0	1	18	14.0	
UMES	11/11/2025	*	17:51	2-8	.250	1-3	.333	1-2	.500	0	2	2	8.3	0	1	0	1	0	6	11.3	
vs Oklahoma	11/15/2025	*	33:46	9-16	.563	5-7	.714	3-4	.750	2	4	6	7.8	3	3	0	0	1	26	15.0	
vs New Mexico	11/20/2025	*	30:08	6-12	.500	1-5	.200	4-5	.800	1	3	4	7.0	3	2	5	0	1	17	15.4	
vs Kansas St.	11/21/2025	*	31:53	6-11	.545	0-3	.000	8-10	.800	1	3	4	6.5	2	3	2	0	0	20	16.2	
Winthrop	11/25/2025	*	33:19	11-18	.611	7-10	.700	2-2	1.000	3	2	5	6.3	2	4	2	1	1	31	18.3	
USC Upstate	11/29/2025	*	29:59	6-10	.600	0-4	.000	3-4	.750	1	5	6	6.3	1	3	5	0	1	15	17.9	
Creighton	12/07/2025	*	30:57	6-12	.500	3-5	.600	5-5	1.000	3	2	5	6.1	2	2	0	0	1	20	18.1	
Wisconsin	12/10/2025	*	25:56	8-15	.533	1-6	.167	0-0	.000	3	7	10	6.5	0	2	1	0	0	17	18.0	
at Illinois	12/13/2025	*	34:03	7-15	.467	3-6	.500	0-0	.000	4	3	7	6.5	2	2	2	0	1	17	17.9	
North Dakota	12/21/2025	*	21:09	2-6	.333	0-3	.000	3-3	1.000	4	5	9	6.8	1	2	2	0	1	7	17.0	
New Hampshire	12/30/2025	*	24:05	3-11	.273	0-4	.000	4-4	1.000	3	4	7	6.8	1	5	2	0	1	10	16.5	
Michigan St.	01/02/2026	*	35:38	6-15	.400	6-13	.462	1-2	.500	4	3	7	6.8	3	3	3	0	0	19	16.6	
at Ohio St.	01/05/2026	*	34:58	5-14	.357	1-6	.167	1-1	1.000	0	4	4	6.6	1	2	3	1	0	12	16.3	
at Indiana	01/10/2026	*	32:02	6-14	.429	1-7	.143	0-0	.000	1	5	6	6.6	4	2	1	0	0	13	16.1	
Oregon	01/13/2026	*	16:45	2-4	.500	1-3	.333	0-0	.000	0	4	4	6.4	3	3	1	0	0	5	15.5	
at Northwestern	01/17/2026	*	19:30	3-6	.500	1-3	.333	2-2	1.000	1	1	2	6.2	1	2	1	0	0	9	15.1	
Washington	01/21/2026	*	33:03	4-13	.308	2-8	.250	2-2	1.000	0	3	3	6.0	0	4	1	1	0	12	14.9	
<b>Totals</b>			<b>19</b>	<b>535:07</b>	<b>103-217</b>	<b>.475</b>	<b>35-101</b>	<b>.347</b>	<b>43-52</b>	<b>.827</b>	<b>39</b>	<b>75</b>	<b>114</b>	<b>6.0</b>	<b>30</b>	<b>56</b>	<b>36</b>	<b>7</b>	<b>9</b>	<b>284</b>	<b>14.9</b>

## Player Averages

Games Played	Minutes/game	Points/game	FG Pct	3FG Pct	FT Pct	Rebounds/game	Assists/game	Turnovers/game	Assist/Turnover ratio	Steals/game	Blocks/game
19	28.2	14.9	47.5	34.7	82.7	6.0	2.9	1.9	1.6	0.5	0.4

2025-26 BOXSCORES

NEBRASKA 86, WEST GEORGIA 53



Official Basketball Box Score - Final  
West Ga. at Nebraska  
11/03/25 Pinnacle Bank Arena, Lincoln  
2025-26 Men's Basketball

Game Time: 7:01 PM  
Game Duration: 1:46  
Attendance: 13,555

Officials: Kelly Pfeifer, Steve McClunkins, Kevin Risher

West Ga. - 53

Record: 0-1

NO. Name	Min	FG	3P	FT	Rebounds	Fouls	TP	AS	TO	ST	Blocks	+/-
		M-A	M-A	M-A	OR DR TOT	PF					BS BA	
4 Shelton Williams-Dryden	F 30:06	5-19	0-0	4-4	2 3 5	4 4	14	0	1	0	1	-26
11 Kollen Griffin	F 27:26	2-6	0-2	1-2	0 2 2	4 2	5	4	2	0	0	-24
22 Kenneth Chime	F 27:44	3-5	0-0	1-2	4 3 7	3 1	7	1	3	0	3	-31
1 Brady Hardweg	G 27:08	1-5	1-5	2-2	1 2 3	4 1	5	0	1	3	0	-23
2 Chas Lewless	G 29:40	4-15	3-11	0-0	1 5 6	2 1	11	2	1	1	0	-20
10 Josh Smith	23:50	1-8	0-4	2-2	1 2 3	0 2	4	1	1	1	0	-22
5 Ja'Var Daniel	12:16	2-4	0-0	0-0	0 2 2	0 0	4	0	1	0	0	-2
3 Xavier Shegog	18:32	1-2	0-1	1-1	1 5 6	3 3	3	0	0	1	0	-12
14 Nate Jones	03:18	0-1	0-1	0-0	0 0 0	1 0	0	0	0	0	0	-5
Team					2 1 3	0	0	0	1			
Totals	19-65	4-24	11-13	12 25	37	21	14	53	8	12	7	4 1 -33

Shooting By Period

1st FG%	10-32	31.3%
3PT%	1-10	10.0%
FT%	4-4	100%
2nd FG%	9-33	27.3%
3PT%	3-14	21.4%
FT%	7-9	77.8%
GMFG%	19-65	29.2%
3PT%	4-24	16.7%
FT%	11-13	84.6%

Dead Ball Rebounds: 2, 0

Nebraska - 86

Record: 1-0

Major Fouls: NONE

NO. Name	Min	FG	3P	FT	Rebounds	Fouls	TP	AS	TO	ST	Blocks	+/-
		M-A	M-A	M-A	OR DR TOT	PF					BS BA	
9 Berke Buyuktuncel	F 22:10	2-5	0-1	0-0	2 5 7	0 0	4	3	0	0	0	26
21 Pryce Sandfort	F 20:53	0-5	0-5	3-3	1 3 4	3 3	3	2	1	0	0	10
51 Rienk Mast	F 25:18	3-7	0-2	4-6	5 6 11	1 5	10	1	3	0	0	26
1 Sam Hoberg	G 22:48	2-4	1-1	0-0	1 6 7	2 0	5	3	1	2	0	20
10 Jamarques Lawrence	G 26:11	6-10	5-8	1-2	0 2 1	1 1	18	6	1	1	0	34
31 Cale Jacobsen	18:40	2-5	1-1	0-1	1 2 3	1 3	5	1	1	2	0	11
0 Connor Essegian	18:18	5-12	1-7	1-2	0 1 1	1 2	10	0	0	0	0	24
5 Dorion Staples	21:58	8-11	2-5	4-5	2 3 5	2 4	22	2	1	2	0	20
2 Kendall Blue	09:39	0-2	0-1	0-0	2 2 2	1 0	0	2	1	0	0	-2
15 Jared Garcia	05:29	1-1	0-0	0-0	1 1 1	1 0	2	0	1	0	0	-2
33 Leo Curtis	05:29	1-2	0-1	1-2	0 0 0	1 1	3	0	0	0	1	-2
7 Justin Bolis	03:10	0-0	0-0	2-4	0 1 1	2 0	2	0	0	0	0	0
Team					2 1 3	0	0	0	0	0		
Totals	30-64	10-32	16-25	15 34	49	14	21	86	20	9	7	1 4 33

Shooting By Period

1st FG%	10-32	31.3%
3PT%	3-14	21.4%
FT%	7-9	77.8%
2nd FG%	20-32	62.5%
3PT%	7-18	38.9%
FT%	9-16	56.3%
GMFG%	30-64	46.9%
3PT%	10-32	31.3%
FT%	16-25	64.0%

Dead Ball Rebounds: 3, 0

Major Fouls: NONE

Points from Turnovers	UWG	NEB
Biggest lead	6 (1 <sup>st</sup> 7:41)	38 (2 <sup>nd</sup> 5:16)
Best Scoring Run	6 (1 <sup>st</sup> 16:11)	16 (2 <sup>nd</sup> 17:19)
Lead Changes	4	
Times Tied	3	
Time with Lead	13:28	24:39

Period by Period Scoring	1st	2nd	TOT
UWG	25	28	53
NEB	30	56	86

NEBRASKA 96, FIU 66



Official Basketball Box Score - Final  
FIU at Nebraska  
11/09/25 Pinnacle Bank Arena, Lincoln  
Nebraska vs. Florida International

Game Time: 12:01 PM  
Game Duration: 1:45  
Attendance: 14,023

Officials: Tim Comer, Larry Scrotto, Anthony Burns

FIU - 66

Record: 1-1

NO. Name	Min	FG	3P	FT	Rebounds	Fouls	TP	AS	TO	ST	Blocks	+/-
		M-A	M-A	M-A	OR DR TOT	PF					BS BA	
3 Corey Stephenson	F 24:44	5-13	1-4	0-0	2 2 4	2 2	11	0	4	0	0	-19
5 Hamed Olajuyinka	F 27:58	6-7	0-1	0-0	1 6 7	2 2	12	0	2	1	0	-10
9 Eric Ditami	F 24:51	4-9	0-0	2-2	5 2 7	3 1	10	1	0	1	3	-34
2 Zawdie Jackson	G 28:51	2-8	0-3	1-2	0 4 4	0 3	5	4	1	2	0	-26
4 Ashton Williamson	G 17:34	1-7	0-2	0-0	2 2 2	1 0	2	3	4	1	0	-8
10 Julian Mackey	21:47	4-7	3-4	1-2	1 0 1	0 1	12	1	4	1	0	-18
1 Brit Harris	13:39	0-6	0-5	0-0	1 1 1	0 0	0	1	0	0	1	-23
34 Ibrahim Olajuyinka	10:26	2-3	0-0	0-0	2 2 4	1 0	4	1	0	2	0	0
6 Thiago Sucatzky	19:18	3-7	2-3	0-0	1 1 2	1 1	8	2	2	1	0	1
25 Kennedy Brown	07:52	1-3	0-0	0-0	4 2 6	1 0	2	0	2	0	0	-10
15 Aron Nimmers	02:23	0-1	0-1	0-0	0 0 0	0 0	0	0	0	0	0	-1
15 Renato Ruiz	00:37	0-0	0-0	0-0	0 0 0	1 0	0	0	0	0	0	-2
Team					2 1 3	0	0	0	1			
Totals	28-71	6-23	4-6	17 23	40	13	10	66	13	20	9	5 4 -30

Shooting By Period

1st FG%	13-35	37.1%
3PT%	2-12	16.7%
FT%	0-0	0%
2nd FG%	15-36	41.7%
3PT%	4-11	36.4%
FT%	4-6	66.7%
GMFG%	28-71	39.4%
3PT%	6-23	26.1%
FT%	4-6	66.7%

Dead Ball Rebounds: 1, 0

Nebraska - 96

Record: 2-0

Major Fouls: NONE

NO. Name	Min	FG	3P	FT	Rebounds	Fouls	TP	AS	TO	ST	Blocks	+/-
		M-A	M-A	M-A	OR DR TOT	PF					BS BA	
9 Berke Buyuktuncel	F 20:00	4-7	1-3	2-4	1 2 3	0 3	11	3	2	1	1	26
21 Pryce Sandfort	F 20:52	7-11	6-9	0-0	1 2 3	0 0	20	2	0	2	0	31
51 Rienk Mast	F 24:47	8-10	2-3	0-0	3 9 12	0 4	18	10	2	1	0	31
1 Sam Hoberg	G 24:24	0-3	0-1	0-0	2 3 5	0 2	0	6	1	2	1	34
10 Jamarques Lawrence	G 16:14	0-3	0-1	1-2	0 2 2	2 1	1	2	3	1	0	28
0 Connor Essegian	20:14	5-8	3-5	0-0	0 0 0	1 0	13	1	0	0	0	12
5 Braden Frager	21:58	6-10	3-6	0-0	0 0 0	0 0	15	0	0	1	0	1
31 Cale Jacobsen	16:06	2-4	1-2	0-0	0 1 1	5 0	5	2	0	2	0	1
15 Jared Garcia	15:01	2-5	1-3	2-2	0 6 6	0 1	7	0	1	2	1	-4
2 Kendall Blue	11:05	0-1	0-1	0-0	0 0 0	2 2	0	3	0	0	0	-9
33 Leo Curtis	06:56	3-5	0-0	0-0	2 1 3	0 0	6	0	2	0	1	-4
7 Justin Bolis	02:23	0-0	0-0	0-0	0 0 0	0 0	0	1	0	0	0	1
Team					0 1 1	0	0	0	0			
Totals	37-67	17-34	5-8	9 27	36	10	13	96	29	15	11	4 5 30

Shooting By Period

1st FG%	19-37	51.4%
3PT%	10-20	50.0%
FT%	1-2	50%
2nd FG%	18-30	60.0%
3PT%	7-14	50.0%
FT%	4-6	66.7%
GMFG%	37-67	55.2%
3PT%	17-34	50.0%
FT%	5-8	62.5%

Dead Ball Rebounds: 1, 0

Major Fouls: NONE

Points from Turnovers	FIU	NEB
Biggest lead	1 (1 <sup>st</sup> 17:27)	39 (2 <sup>nd</sup> 11:05)
Best Scoring Run	8 (2 <sup>nd</sup> 1:59)	14 (2 <sup>nd</sup> 18:06)
Lead Changes	4	
Times Tied	0	
Time with Lead	00:41	38:59

Period by Period Scoring	1st	2nd	TOT
FIU	28	38	66
NEB	49	47	96

NEBRASKA 69, MARYLAND-EASTERN SHORE 50



Official Basketball Box Score - Final  
UMES at Nebraska  
11/11/25 Pinnacle Bank Arena, Lincoln  
2025-26 Men's Basketball

Game Time: 7:01 PM  
Game Duration: 1:39  
Attendance: 13,653

Officials: Michael Irving, Brian McNitt, Steve McClunkins

UMES - 50

Record: 0-1

NO. Name	Min	FG	3P	FT	Rebounds	Fouls	TP	AS	TO	ST	Blocks	+/-
		M-A	M-A	M-A	OR DR TOT	PF					BS BA	
1 Zion Obanla	F 08:48	0-0	0-0	0-0	0 4 4	0 0	0	0	2	0	0	-9
22 Maurice Vassel	F 09:55	0-1	0-0	0-0	0 1 1	0 1	0	0	2	0	0	-14
24 Levi Beckwith	F 20:19	2-6	0-2	3-3	0 2 2	1 2	7	0	0	0	1	-10
00 Jaden Cooper	G 12:33	0-6	0-3	0-0	1 2 3	0 0	0	0	0	0	0	-7
4 Michael Teal	G 26:39	2-5	0-2	1-2	0 2 2	0 3	5	4	2	1	0	-8
5 Dorion Staples	12:34	1-5	1-5	0-0	1 1 2	0 3	0	0	0	0	0	-9
12 Justin Monden	10:54	0-5	0-2	0-0	0 0 0	2 0	0	1	0	0	0	-16
35 Christopher Flippin	18:03	2-5	0-0	0-0	3 1 4	1 0	4	1	3	0	2	-4
3 Trey Brown	12:12	0-5	0-0	0-0	2 3 5	2 0	0	1	0	0	1	-13
23 Trey Hall	17:50	4-6	3-5	0-0								

2025-26 BOXSCORES

NEBRASKA 84, NEW MEXICO 72



Official Basketball Box Score - Final  
**Nebraska at New Mexico**  
 11/20/25 T-Mobile Center, Kansas City  
 2025-26 Men's Basketball  
 Game Time: 6:00 PM  
 Game Duration: 2:04  
 Officials: Matt Potter, Edwin Young, Brian McNutt

Nebraska - 84													Record: 5-0														
NO.	Name	Min	FG	3P	FT	Rebounds	Fouls	TP	AS	TO	ST	Blocks	+	-	Shooting By Period												
			M-A	M-A	M-A	OR	DR	PF	FD			BS	BA	+	-	1st	2nd	3rd	4th	OT	TOT	FG%	3PT%	FT%			
9	Berke Buyuktuncel	F 21:14	2-4	0-2	1-2	3	4	7	4	1	5	1	2	1	0	0	13	3PT%	9-19	47.4%							
21	Phyce Sandfort	F 32:32	3-11	1-5	1-2	0	6	6	2	2	8	3	1	0	0	4	FT%	2-3	66.7%								
51	Rienk Mast	F 30:08	6-12	1-5	4-5	1	3	4	3	4	17	2	5	1	0	1	1st FG%	11-26	42.3%								
1	Sam Holberg	G 31:28	2-5	1-3	1-2	0	7	7	1	4	6	6	1	2	0	0	2nd FG%	4-16	25.0%								
10	Jamarques Lawrence	G 29:49	6-9	4-7	5-7	0	3	3	4	21	4	3	1	0	0	13	3PT%	15-22	68.2%								
31	Cale Jacobsen	G 12:58	0-1	0-1	0-0	0	1	1	2	0	0	1	3	0	0	5	GM FG%	27-57	47.4%								
0	Connor Essegian	15:04	2-7	2-6	1-2	0	0	0	1	7	3	2	0	0	1	15	3PT%	13-35	37.1%								
5	Braden Frager	26:47	6-8	4-6	4-5	0	8	8	1	3	20	0	1	0	0	7	FT%	17-25	68.0%								
Team													1 1 2 0 0 0 0 0														
Totals													27-57 13-35 17-25 5 33 38 16 19 84 20 18 6 0 2 12														

New Mexico - 72													Record: 3-2													
NO.	Name	Min	FG	3P	FT	Rebounds	Fouls	TP	AS	TO	ST	Blocks	+	-	Shooting By Period											
			M-A	M-A	M-A	OR	DR	PF	FD			BS	BA	+	-	1st	2nd	3rd	4th	OT	TOT	FG%	3PT%	FT%		
5	Antonio Chol	F 30:17	4-13	3-9	1-2	1	6	7	2	12	1	4	0	1	0	-7	1st FG%	4-18	22.2%							
10	Tomislav Buljan	F 26:36	5-6	1-1	0-2	3	4	7	1	4	11	1	2	1	0	-12	3PT%	3-6	50%							
1	Deyton Albury	G 13:12	1-2	0-1	1-2	1	2	3	1	2	3	1	2	0	0	-9	2nd FG%	17-39	43.6%							
8	Chris Howell	G 32:55	1-4	0-3	2-2	1	3	4	5	1	4	6	3	2	0	-17	3PT%	9-26	34.6%							
23	Jake Miller	G 28:26	7-17	6-15	0-0	0	3	3	1	20	2	1	1	0	0	-1	GM FG%	4-5	80%							
2	Tajavus Hall	09:43	1-7	0-5	0-0	2	2	3	1	2	0	1	2	0	0	-5	3PT%	26-67	38.8%							
3	Luke Haupt	21:05	2-2	2-2	2-2	1	3	4	0	4	8	3	2	0	0	-12	3PT%	13-44	29.5%							
4	Uriah Tenette	30:07	4-15	1-8	1-1	1	3	4	5	10	2	2	3	0	0	-1	FT%	7-11	63.6%							
35	JT Rock	07:39	1-1	0-0	0-0	0	1	1	0	2	0	0	0	1	0	4	Dead Ball Rebounds: 2.1									
Team													0 1 1 0 0 0 0 0													
Totals													26-67 13-44 7-11 8 28 35 19 16 72 18 16 11 2 0 -12													

Major Fouls: Albury (F2) 1 3 <sup>rd</sup> 3:39																				
Biggest lead			NEB			UNM			Points from Turnovers			NEB			UNM			Period by Period Scoring		
20 (1 <sup>st</sup> 8:33)			0 (1 <sup>st</sup> 20:00)			20			14			NEB			UNM			1st 2nd TOT		
Best Scoring Run			7 (1 <sup>st</sup> 1:15)			8 (2 <sup>nd</sup> 16:57)			Paint			28			26			NEB 43 41 84		
Lead Changes			0			5			Second Chance			5			8			UNM 25 47 72		
Times Tied			0			0			Fast Breaks			10			8					
Time with Lead			39:45			00:00			Bench			27			22					

NEBRASKA 86, KANSAS STATE 85



Official Basketball Box Score - Final  
**Nebraska at Kansas St.**  
 11/21/25 T-Mobile Center, Kansas City  
 2025-26 Men's Basketball  
 Game Time: 8:30 PM  
 Game Duration: 2:08  
 Officials: Matt Potter, Edwin Young, Tommy Johnson

Nebraska - 86													Record: 6-0													
NO.	Name	Min	FG	3P	FT	Rebounds	Fouls	TP	AS	TO	ST	Blocks	+	-	Shooting By Period											
			M-A	M-A	M-A	OR	DR	PF	FD			BS	BA	+	-	1st	2nd	3rd	4th	OT	TOT	FG%	3PT%	FT%		
9	Berke Buyuktuncel	F 21:25	2-9	0-5	1-2	3	5	8	0	1	5	0	3	0	2	2	3PT%	5-18	27.8%							
21	Phyce Sandfort	F 33:12	8-17	5-14	0-0	0	3	3	1	0	21	1	1	2	0	-1	FT%	2-5	40%							
51	Rienk Mast	F 31:53	6-11	0-3	8-10	1	3	4	2	9	20	3	2	0	0	2	2nd FG%	14-26	53.8%							
1	Sam Holberg	G 30:50	6-6	0-0	1-4	1	2	3	2	13	4	1	3	0	0	1	3PT%	3-14	21.4%							
10	Jamarques Lawrence	G 32:58	3-5	1-3	0-0	0	1	1	3	2	7	5	2	0	0	-4	FT%	10-15	66.7%							
15	Braden Frager	20:22	7-10	2-5	0-0	1	5	6	4	0	16	0	1	1	0	0	GM FG%	33-61	54.1%							
31	Cale Jacobsen	21:31	1-1	0-0	2-4	2	3	5	3	4	3	0	0	0	0	3	3PT%	8-30	26.7%							
0	Connor Essegian	07:49	0-2	0-2	0-0	0	1	1	1	0	0	0	2	0	0	-1	FT%	12-20	60.0%							
Team													0 1 1 0 0 0 0 0													
Totals													33-61 8-32 12-20 8 24 32 12 20 86 16 12 6 0 2 1													

Kansas St. - 85													Record: 5-1													
NO.	Name	Min	FG	3P	FT	Rebounds	Fouls	TP	AS	TO	ST	Blocks	+	-	Shooting By Period											
			M-A	M-A	M-A	OR	DR	PF	FD			BS	BA	+	-	1st	2nd	3rd	4th	OT	TOT	FG%	3PT%	FT%		
0	Elias Rapieque	F 17:50	1-2	1-1	1-2	2	3	5	4	2	4	2	3	1	0	-8	1st FG%	13-33	39.4%							
21	Khamari McGriff	F 27:21	3-3	0-0	2-2	2	2	4	3	1	8	1	1	1	0	0	3PT%	4-19	21.1%							
1	Abdi Bashir Jr.	G 30:00	7-15	7-15	5-5	0	3	0	3	0	26	2	1	0	0	4	2nd FG%	14-29	48.3%							
4	PJ Haggerty	G 37:23	11-21	1-5	4-5	1	5	6	3	4	27	4	0	0	0	7	3PT%	8-16	50.0%							
34	Nate Johnson	G 36:53	4-10	2-6	2-2	0	5	2	4	12	4	1	0	0	0	-8	FT%	14-16	87.5%							
10	David Castillo	20:29	1-6	1-5	5-6	1	1	2	1	3	8	2	1	1	0	0	GM FG%	27-62	43.5%							
14	Mobi Ikegwuruka	06:33	0-1	0-0	0-0	0	0	0	1	0	0	0	0	0	0	0	3PT%	12-35	34.3%							
22	Dorin Buca	02:43	0-0	0-0	0-0	0	0	0	0	0	0	0	0	0	0	-4	FT%	19-22	86.4%							
47	Andrej Kostic	02:25	0-2	0-2	0-0	0	0	0	0	0	0	0	0	0	0	-3	Dead Ball Rebounds: 3.1									
3	CJ Jones	18:24	0-2	0-1	0-0	0	2	2	3	0	0	1	0	1	0	0	0									
Team													3 2 5 0 0 0 0													
Totals													27-62 12-35 19-22 9 23 32 17 17 85 19 13 5 2 0 -1													

Major Fouls: Lawrence (F1) 2 1 <sup>st</sup> 7:38																				
Biggest lead			NEB			KSU			Points from Turnovers			NEB			KSU			Period by Period Scoring		
15 (1 <sup>st</sup> 9:44)			5 (2 <sup>nd</sup> 7:21)			24			18			NEB			KSU			1st 2nd TOT		
Best Scoring Run			15 (1 <sup>st</sup> 13:38)			11 (2 <sup>nd</sup> 17:06)			Paint			48			24			NEB 45 41 86		
Lead Changes			13			11			Second Chance			11			13			UNM 35 50 85		
Times Tied			11			4			Fast Breaks			4			12					
Time with Lead			23:41			08:00			Bench			20			8					

NEBRASKA 80, WINTHROP 73



Official Basketball Box Score - Final  
**Winthrop at Nebraska**  
 11/25/25 Pinnacle Bank Arena, Lincoln  
 2025-26 Men's Basketball  
 Game Time: 7:35 PM  
 Game Duration: 1:54  
 Attendance: 13,973  
 Officials: Jason Phillips, Amy Bonner, Steve McJunkins

Winthrop - 73													Record: 0-1													
NO.	Name	Min	FG	3P	FT	Rebounds	Fouls	TP	AS	TO	ST	Blocks	+	-	Shooting By Period											
			M-A	M-A	M-A	OR	DR	PF	FD			BS	BA	+	-	1st	2nd	3rd	4th	OT	TOT	FG%	3PT%	FT%		
51	Logan Duncomb	C 16:25	4-7	0-0	0-0	7	3	10	5	1	8	2	3	1	1	-4	1st FG%	12-37	32.4%							
1	Isaiah Wilson	G 13:33	1-2	0-1	0-0	0	0	0	0	0	2	1	2	1	0	-12	3PT%	1-3	33.3%							
2	Kareem Rozier	G 29:48	4-14	4-10	2-2	0	2	2	1	1	14	1	1	0	0	2	2nd FG%	12-37	32.4%							
7	Daylen Berry	G 26:17	5-15	2-10	0-0	1	5	6	2	0	12	2	3	0	0	-12	3PT%	6-21	28.6%							
11	Kody Clouet	G 23:40	1-6	1-6	2-2																					

2025-26 BOXSCORES

NEBRASKA 71, CREIGHTON 50



Official Basketball Box Score - Final  
Creighton at Nebraska  
12/07/25 Pinnacle Bank Arena, Lincoln  
Nebraska vs. Creighton

Game Time: 4:05 PM  
Game Duration: 1:52  
Attendance: 15,256

Creighton - 50

NO.	Name	Min	FG		3P		FT		Rebounds		Fouls		TP	AS	TO	ST	Blocks		+/-
			M-A	M-A	M-A	M-A	OR	DR	PF	FD	BS	BA							
9	Jasen Green	F 31:46	1-5	0-2	0-1	3-3	0-6	4-1	2-3	2	0	1	1	1	1	0	1	1	-31
32	Owen Freeman	F 16:03	0-1	0-0	0-2	3-1	4-4	2-3	0	0	0	0	0	0	0	0	0	0	-2
2	Blake Harper	G 14:53	0-3	0-2	1-2	0-4	4-4	2-1	1	0	0	0	0	0	0	0	0	0	-7
4	Josh Dix	G 32:00	2-5	2-4	3-4	0-2	2-2	3-0	9	3	0	0	0	0	0	0	0	-24	
5	Nik Graves	G 23:21	1-7	1-5	6-7	0-2	2-3	3-9	2	1	0	0	0	0	0	0	0	-25	
7	Fedor Zaucit	12:02	2-6	1-4	0-0	1-1	2-1	5-0	0	0	0	0	0	0	0	0	0	-21	
41	Issac Traudt	21:10	2-8	2-7	0-0	1-4	5-0	1-6	1	1	0	0	0	0	0	0	0	-14	
9	Ty Davis	16:39	1-2	0-1	0-1	0-2	1-1	2-2	1	0	0	0	0	0	0	0	0	-4	
1	Austin Swartz	23:26	7-15	2-8	0-0	5-5	3-0	16-1	2	2	0	2	2	0	1	2	0	1	
17	Kerem Konan	06:12	0-0	0-0	0-0	0-0	0-0	2-0	0	0	0	0	0	0	0	0	0	-7	
12	Shane Thomas	02:28	0-0	0-0	0-0	0-0	0-0	0-0	0	0	0	0	0	0	0	0	0	6	
Team			2-4		0-0		0-0		0-0		0-0		0-0		0-0		0-0		
Totals			16-52	8-33	10-17	9-26	35	19	14	50	9	12	2	3	2	1	2	1	-21

Record: 5-4

Shooting By Period

1st FG%	6-32	18.8%
3PT%	3-21	14.3%
FT%	4-5	80%
2nd FG%	10-20	50.0%
3PT%	5-12	41.7%
FT%	6-12	50.0%
GM FG%	16-52	30.8%
3PT%	8-33	24.2%
FT%	10-17	58.8%

Dead Ball Rebounds: 3, 0

Nebraska - 71

NO.	Name	Min	FG		3P		FT		Rebounds		Fouls		TP	AS	TO	ST	Blocks		+/-
			M-A	M-A	M-A	M-A	OR	DR	PF	FD	BS	BA							
9	Berke Buyuktuncel	F 28:43	1-6	0-2	4-8	3-10	13-2	6-6	0	0	1	1	1	1	1	1	1	1	17
21	Pryce Sandfort	F 34:18	5-7	2-4	1-1	1-6	7-2	2-3	13	1	1	3	0	0	0	0	0	0	20
51	Rienk Mast	F 30:57	6-12	3-5	5-5	3-2	5-2	2-5	29	2	0	1	0	0	0	0	0	0	29
1	Sam Hoberg	G 31:03	6-10	2-4	1-3	0-3	2-1	1-2	15	5	1	1	0	0	0	0	0	0	17
10	Jamarques Lawrence	G 27:19	3-8	2-6	0-0	3-3	4-1	8-3	2	1	0	0	0	0	0	0	0	0	29
5	Braden Frager	20:45	2-6	1-2	2-3	0-1	1-2	2-7	0	1	0	0	0	0	0	0	0	2-5	
31	Cale Jacobsen	18:44	1-3	0-1	0-0	0-4	4-0	2-0	2	0	0	0	0	0	0	0	0	0	-1
15	Jared Garcia	04:50	0-2	0-2	0-0	0-0	0-0	0-0	0	0	0	0	0	0	0	0	0	0	-4
2	Kendall Blue	01:07	0-1	0-1	0-0	0-0	0-0	0-0	0	0	0	0	0	0	0	0	0	0	-3
7	Justin Bolis	01:07	0-0	0-0	0-0	0-2	2-0	0-0	0	0	0	0	0	0	0	0	0	0	-3
33	Leo Curtis	01:07	0-0	0-0	0-0	0-0	0-0	0-0	0	0	0	0	0	0	0	0	0	0	-3
Team			1-0		1-0		0-0		0-0		0-0		0-0		0-0		0-0		
Totals			24-55	10-27	13-20	8-31	39	14	19	71	11	8	7	2	3	2	1	2	1

Record: 9-0

Shooting By Period

1st FG%	10-27	37.0%
3PT%	6-15	40.0%
FT%	7-12	58.3%
2nd FG%	14-28	50.0%
3PT%	4-12	33.3%
FT%	6-8	75%
GM FG%	24-55	43.6%
3PT%	10-27	37.0%
FT%	13-20	65.0%

Dead Ball Rebounds: 4, 0

Major Fouls: NONE

Biggest lead	CREI		Points from Turnovers	NEB		Period by Period Scoring			
	1st	2nd		1st	2nd	TOT			
0 (1 <sup>st</sup> 20:00)	27	(2 <sup>nd</sup> 2:29)	6	10	31	19	31	50	
Best Scoring Run	6 (2 <sup>nd</sup> 1:03)	13 (1 <sup>st</sup> 12:32)	Paint	12	24	NEB	33	38	71
Lead Changes	0	0	Second Chance	8	8				
Times Tied	1	1	Fast Breaks	5	4				
Time with Lead	00:00	37:31	Bench	29	9				

NO. 23 NEBRASKA 90, WISCONSIN 60



Official Basketball Box Score - Final  
Wisconsin at Nebraska  
12/10/25 Pinnacle Bank Arena, Lincoln  
2025-26 Men's Basketball

Game Time: 8:07 PM  
Game Duration: 1:52  
Attendance: 13,831

Wisconsin - 60

NO.	Name	Min	FG		3P		FT		Rebounds		Fouls		TP	AS	TO	ST	Blocks		+/-
			M-A	M-A	M-A	M-A	OR	DR	PF	FD	BS	BA							
31	Nolan Winter	F 28:14	5-9	0-1	0-0	1-5	6-4	1-1	10	1	2	1	0	1	1	0	1	1	-18
32	Alekasas Bialauskas	F 19:23	3-5	1-2	1-2	1-3	4-3	1-8	1	1	0	1	1	0	0	0	0	0	-9
2	Nick Boyd	G 29:48	7-16	2-8	4-5	0-3	3-2	5-20	4	3	0	0	1	0	0	0	0	0	-19
7	Andrew Rohde	G 26:15	2-7	2-5	0-0	0-0	0-0	1-0	6	4	0	0	0	0	0	0	0	0	-28
25	John Blackwell	G 34:39	1-11	1-6	4-4	2-1	3-3	7-1	1	0	3	0	0	0	0	0	0	0	-24
5	Jack Janicki	18:17	0-2	0-2	0-0	1-2	2-1	1-0	0	0	0	0	0	0	0	0	0	0	-18
22	Austin Rapp	24:07	3-10	1-6	0-0	1-2	3-2	1-7	1	2	0	1	2	0	0	0	0	0	-24
0	Braden Carrington	06:21	0-2	0-2	0-0	0-2	2-2	1-1	0	1	2	0	0	0	0	0	0	0	-12
23	Will Carlock	06:22	1-1	0-0	0-0	1-0	1-1	0-2	1	0	1	0	2	1	0	0	0	0	0
13	Hayden Jones	04:48	0-1	0-0	0-0	1-3	4-0	0-0	0	0	0	0	0	0	0	0	0	0	1
11	Jack Robison	01:46	0-0	0-0	0-0	0-0	0-0	0-0	0	0	0	0	0	0	0	0	0	0	-1
Team			3-14		0-0		0-0		0-0		0-0		0-0		0-0		0-0		
Totals			22-64	7-32	9-11	11-21	32	18	13	60	14	11	4	1	6	1	6	1	-30

Record: 7-3 (1-1)

Shooting By Period

1st FG%	10-30	33.3%
3PT%	4-19	21.1%
FT%	7-8	87.5%
2nd FG%	12-34	35.3%
3PT%	3-13	23.1%
FT%	2-3	66.7%
GM FG%	22-64	34.4%
3PT%	7-32	21.9%
FT%	9-11	81.8%

Dead Ball Rebounds: 3, 0

Nebraska - 90

NO.	Name	Min	FG		3P		FT		Rebounds		Fouls		TP	AS	TO	ST	Blocks		+/-	
			M-A	M-A	M-A	M-A	OR	DR	PF	FD	BS	BA								
9	Berke Buyuktuncel	F 19:02	4-5	2-2	4-4	2-3	5-1	5-14	1	1	1	2	0	8	1	1	2	0	8	
21	Pryce Sandfort	F 29:53	6-10	2-6	0-0	0-4	4-1	1-11	14	3	0	0	1	0	29	0	0	1	0	29
51	Rienk Mast	F 25:56	8-15	1-6	0-0	3-7	10-1	17	2	1	0	0	0	22	2	1	0	0	22	
1	Sam Hoberg	G 25:17	5-7	1-2	1-2	0-1	1-4	2-12	2	0	0	1	0	0	0	0	0	0	25	
10	Jamarques Lawrence	G 26:08	2-7	1-4	0-0	1-1	2-1	5-15	3	4	0	0	0	0	0	0	0	0	12	
5	Bradén Frager	29:30	4-10	3-7	4-4	2-4	6-1	15	3	1	1	0	1	0	1	0	1	0	32	
31	Cale Jacobsen	19:00	1-1	0-0	0-0	0-5	5-2	2-0	0	0	0	0	0	0	0	0	0	0	15	
15	Jared Garcia	13:05	2-5	0-2	4-5	1-2	3-3	8-2	1	0	1	0	0	0	0	0	0	0	16	
2	Kendall Blue	06:36	1-1	1-1	0-0	0-0	0-1	3-0	0	0	0	0	0	0	0	0	0	0	-7	
33	Leo Curtis	03:47	0-0	0-0	0-0	0-0	0-0	0-0	0	0	0	0	0	0	0	0	0	0	-3	
7	Justin Bolis	01:46	0-0	0-0	0-0	0-0	0-0	0-0	0	0	0	0	0	0	0	0	0	0	0	
Team			0-3		0-0		0-0		0-0		0-0		0-0		0-0		0-0			
Totals			33-61	11-30	13-15	8-30	38	13	18	90	20	10	4	6	1	0	30	0	0	

Record: 10-0 (1-0)

Shooting By Period

1st FG%	17-31	54.8%
3PT%	6-15	40.0%
FT%	7-8	87.5%
2nd FG%	16-30	53.3%
3PT%	5-15	33.3%
FT%		

2025-26 BOXSCORES

NO. 13 NEBRASKA 86, NEW HAMPSHIRE 55



Official Basketball Box Score - Final  
New Hampshire at Nebraska  
12/20/25 Hyvask Bank Arena, Lincoln  
2025-26 Men's Basketball

Game Time: 8:07 PM  
Game Duration: 1:57  
Attendance: 14,497

New Hampshire - 55

Record: 4-9

NO. Name	Min	FG	3P	FT	Rebounds	Fouls	TP	AS	TO	ST	Blocks	+/-
		M-A	M-A	M-A	OR DR TOT	PF					BS BA	
7 John Squire	F 21:01	1-3	0-1	2-2	2 2 4	3 1	4	0	0	0	0	-14
15 Davide Paser	F 21:20	1-4	1-4	0-0	0 1 1	4 1	3	0	1	3	0	0
23 Babel El Shakery	F 18:04	0-6	0-2	1-2	2 4 6	4 1	1	1	1	0	0	-20
1 Jack Graham	G 28:04	6-12	3-6	2-2	0 1 1	2 2	17	1	2	0	0	-28
8 Kilan Robinson	G 22:17	1-7	0-6	4-4	2 0 2	2 3	6	5	0	0	0	-16
0 Tyler Bike	G 22:15	2-4	1-2	0-0	1 1 2	3 0	5	0	1	1	0	-20
5 R.J. Kennedy	24:14	4-11	3-7	0-0	2 2 3	1 1	11	2	4	0	0	-13
10 Comeh Emuobor	19:13	3-6	0-0	2-7	3 2 5	2 4	8	1	4	0	0	-4
6 Giannos Xanthopoulos	11:36	0-1	0-0	0-0	2 3 5	1 0	4	0	3	1	1	-13
24 Jon O'Neill	07:20	0-0	0-0	0-0	2 2 2	0 0	0	0	0	0	0	-4
4 Myles Blackley	01:36	0-1	0-1	0-0	0 0 0	0 0	0	0	0	0	0	2
11 Nick Sanford	01:36	0-0	0-0	0-0	0 0 0	0 0	0	0	0	1	0	2
3 Dylan Saunders	01:24	0-1	0-1	0-0	0 0 0	0 0	0	0	0	0	0	2
Team					2 1 3	0 0	0	0	0	1	0	
Totals		18-56	8-32	11-17	12 21 33	24 13	55	9	16	8	1	4 -31

Shooting By Period

1st FG% 14-30 40.7%  
3PT% 8-17 47.1%  
FT% 2-4 50%

2nd FG% 4-26 15.4%  
3PT% 0-15 0.0%  
FT% 9-13 69.2%

GMFG% 18-56 32.1%  
3PT% 8-32 25.0%  
FT% 11-17 64.7%

Dead Ball Rebounds: 4, 0

Major Fouls: NONE

Nebraska - 86

Record: 13-0

NO. Name	Min	FG	3P	FT	Rebounds	Fouls	TP	AS	TO	ST	Blocks	+/-
		M-A	M-A	M-A	OR DR TOT	PF					BS BA	
9 Berke Buyuktuncel	F 21:36	4-7	1-2	5-5	2 2 4	2 3	14	2	1	2	1	0 22
21 Pryce Sandfort	F 27:47	7-15	3-8	2-5	2 5 7	0 5	19	1	0	2	0	1 22
51 Rienk Mast	F 24:05	3-11	0-4	4-4	3 4 7	1 3	10	5	2	1	0	0 31
1 Sam Holberg	G 27:14	3-6	0-2	2-2	4 6 10	0 1	8	1	1	3	0	0 27
10 Jamarques Lawrence	G 20:52	1-6	0-2	3-4	0 1 1	3 2	5	3	1	0	0	0 20
5 Braden Frager	22:30	4-6	0-2	7-8	1 2 3	1 6	15	1	1	0	0	0 13
31 Cale Jacobsen	22:20	1-1	0-0	1-2	0 0 0	2 1	3	2	0	0	1	0 12
13 Ugnius Jaruskevicius	10:31	3-3	1-1	0-2	1 2 2	1 1	7	0	2	0	2	0 1
15 Jared Garcia	14:30	1-4	0-2	3-4	1 4 5	2 2	5	1	1	0	0	0 9
2 Kendall Blue	04:17	0-0	0-0	0-0	0 0 0	0 0	0	0	1	0	0	0 1
33 Leo Curtis	02:42	0-0	0-0	0-0	1 1 2	1 0	0	1	0	0	0	-1
7 Justin Bolis	01:36	0-0	0-0	0-0	0 0 0	0 0	0	0	0	0	0	-2
Team					2 1 3	0 0	0	0	0	0	0	
Totals		27-59	5-23	27-35	16 28 44	13 24	86	17	10	8	4	1 31

Shooting By Period

1st FG% 12-31 38.7%  
3PT% 2-13 15.4%  
FT% 15-18 83.3%

2nd FG% 15-28 53.6%  
3PT% 3-10 30.0%  
FT% 12-17 70.6%

GMFG% 27-59 45.8%  
3PT% 5-23 21.7%  
FT% 27-35 77.1%

Dead Ball Rebounds: 3, 0

Major Fouls: NONE

	UNH	NEB
Biggest lead	5 (1 <sup>st</sup> 9:59)	34 (2 <sup>nd</sup> 2:33)
Best Scoring Run	6 (1 <sup>st</sup> 10:50)	12 (2 <sup>nd</sup> 5:23)
Lead Changes	6	
Times Tied	2	
Time with Lead	04:09	33:07

Points from	UNH	NEB
Turnovers	5	19
Paint	12	42
Second Chance	7	22
Fast Breaks	2	8
Bench	24	30

Period by Period Scoring	1st	2nd	TOT
UNH	38	17	55
NEB	41	45	86

NO. 13 NEBRASKA 58, NO. 9 MICHIGAN STATE 56



Official Basketball Box Score - Final  
Michigan St. at Nebraska  
12/20/25 Hyvask Bank Arena, Lincoln  
2025-26 Men's Basketball

Game Time: 8:02 PM  
Game Duration: 2:04  
Attendance: 14,861

Officials: D.J. Castellan, Tim Curran, Jason Phillips

Michigan St. - 56

Record: 12-2 (2-1)

NO. Name	Min	FG	3P	FT	Rebounds	Fouls	TP	AS	TO	ST	Blocks	+/-
		M-A	M-A	M-A	OR DR TOT	PF					BS BA	
0 Jason Kohler	F 31:57	7-10	5-6	0-0	4 7 11	1 0	19	1	3	2	0	1 1
65 Coen Carr	F 29:47	1-5	0-2	0-0	1 5 6	3 1	2	1	1	0	2	1 5
15 Carson Cooper	C 31:11	2-6	0-0	2-5	6 7 13	2 4	6	1	4	0	0	1 10
1 Jeremy Fears Jr.	G 34:50	2-8	0-4	10-10	0 0 0	1 6	14	7	4	0	0	1 1
2 Kur Teng	G 27:36	4-15	4-12	0-0	5 5 1	0 10	2	0	1	0	0	-3
6 Jordan Scott	13:27	0-1	0-1	0-0	0 3 3	3 1	0	1	1	0	0	-3
9 Trey Fort	09:01	1-4	1-3	0-0	0 1 1	1 0	3	0	2	1	0	-3
3 Cameron Ward	13:29	0-1	0-0	0-0	0 3 3	1 2	0	1	2	1	2	0 4
10 Denham Wojcik	05:11	0-0	0-0	0-0	0 1 1	1 0	0	0	0	0	0	-1
35 Jesse McCulloch	03:21	0-0	0-0	0-0	0 0 0	0 0	0	0	0	0	0	0 1
Team					0 2 2	0 0	0	2	2	0	0	
Totals		17-50	10-28	12-15	11 34 45	14 15	56	12	21	5	4	5 -2

Shooting By Period

1st FG% 11-26 42.3%  
3PT% 7-17 41.2%  
FT% 4-4 100%

2nd FG% 6-24 25.0%  
3PT% 3-11 27.3%  
FT% 17-50 34.0%

GMFG% 18-57 31.6%  
3PT% 10-28 35.7%  
FT% 12-15 80.0%

Dead Ball Rebounds: 3, 0

Major Fouls: NONE

Nebraska - 58

Record: 14-0 (3-0)

NO. Name	Min	FG	3P	FT	Rebounds	Fouls	TP	AS	TO	ST	Blocks	+/-
		M-A	M-A	M-A	OR DR TOT	PF					BS BA	
9 Berke Buyuktuncel	F 23:33	0-4	0-2	0-0	1 4 5	0 1	0	1	1	2	2	0 -5
21 Pryce Sandfort	F 20:40	5-13	3-8	0-0	0 3 3	5 1	13	0	1	0	0	1 9
51 Rienk Mast	F 35:38	6-15	6-13	1-2	4 3 7	3 1	19	3	3	0	3	0 5
1 Sam Holberg	G 31:42	1-5	0-2	2-2	1 3 4	3 1	4	5	0	1	0	2 -1
10 Jamarques Lawrence	G 32:38	3-8	1-4	5-5	0 2 2	1 3	12	3	3	0	0	0 0
5 Braden Frager	29:34	3-8	3-5	0-0	1 4 5	3 1	9	3	0	4	0	1 2
31 Cale Jacobsen	17:25	0-2	0-2	1-4	0 1 1	1 6	1	0	0	0	0	0 3
15 Jared Garcia	08:50	0-2	0-1	0-0	0 1 1	0 0	0	0	0	0	0	0 -3
Team					1 2 2	0 0	0	0	0	0	0	
Totals		18-57	13-37	9-13	8 22 30	16 14	58	15	8	7	5	4 2

Shooting By Period

1st FG% 11-28 39.3%  
3PT% 8-17 47.1%  
FT% 3-3 100%

2nd FG% 7-29 24.1%  
3PT% 5-20 25.0%  
FT% 6-10 60%

GMFG% 18-57 31.6%  
3PT% 13-37 35.1%  
FT% 9-13 69.2%

Dead Ball Rebounds: 1, 0

Major Fouls: Frager (TF) 2<sup>nd</sup> 9:25

MSU	NEB
Biggest lead	4 (1 <sup>st</sup> 10:08) 9 (2 <sup>nd</sup> 9:31)
Best Scoring Run	8 (1 <sup>st</sup> 1:49) 10 (2 <sup>nd</sup> 9:31)
Lead Changes	14
Times Tied	11
Time with Lead	09:49 17:03

Points from	MSU	NEB
Turnovers	11	9
Paint	10	10
Second Chance	9	7
Fast Breaks	6	0
Bench	3	10

Period by Period Scoring	1st	2nd	TOT
MSU	33	23	56
NEB	33	25	58

NO. 10 NEBRASKA 72, OHIO STATE 69



Official Basketball Box Score - Final  
Nebraska at Ohio State  
01/05/26 Schottenstein Center, Columbus, Ohio  
2025-26 Men's Basketball

Game Time: 6:30 PM  
Game Duration: 2:32  
Attendance: 10,382

Nebraska - 72

Record: 15-0 (4-0)

NO. Name	Min	FG	3P	FT	Rebounds	Fouls	TP	AS	TO	ST	Blocks	+/-
		M-A	M-A	M-A	OR DR TOT	PF					BS BA	
9 Berke Buyuktuncel	F 21:50	4-4	0-0	0-0	2 5 7	2 1	8	1	2	0	0	2
21 Pryce Sandfort	F 35:31	3-11	3-9	2-2	1 2 3	1 1	11	2	1	2	0	0 5
51 Rienk Mast	F 34:58	5-14	1-6	1-1	0 4 4	1 1	12	2	3	0	1	0 5
1 Sam Holberg	G 35:14	3-7	2-4	0-1	3 6 9	2 1	8	4	1	2	0	1 11
10 Jamarques Lawrence	G 25:33	2-6	1-4	6-6	0 4 4	3 1	0	2	0	0	0	-11
5 Braden Frager	24:18	6-9	0-2	3-4	2 4 6	2 4	15	2	1	0	0	0 32
31 Cale Jacobsen	18:07	1-4	0-2	1-1	0 2 0	2 3	1	0	1	0	1	0 7
15 Jared Garcia	04:29	1-2	1-2	0-0	0 0 0	1 4	0	0	0	0	0	-2
Team					0 3 3	0 0	0	2	2	0	0	
Totals		25-57	8-29	14-17	8 30 38	12 14	72	12	12	5	1	2 3

Shooting By Period

1st FG% 14-28 50.0%  
3PT% 5-15 33.3%  
FT% 5-5 100%

2nd FG% 11-29 37.9%  
3PT% 3-14 21.4%  
FT% 9-12 75%

GMFG% 25-57 43.9%  
3PT% 8-29 27.6%  
FT% 14-17 82.4%

Dead Ball Rebounds: 2, 0

Major Fouls: NONE

NO. 8 NEBRASKA 90, OREGON 55



Official Basketball Box Score - Final  
Oregon at Nebraska  
01/13/26 Pinnacle Bank Arena, Lincoln  
2025-26 Men's Basketball

Game Time: 8:07 PM  
Game Duration: 1:51  
Attendance: 15,163

Officials: Keith Kinble, Jeffrey Anderson, Kelly Pfister

Record: 8-9 (1-1)

NO. Name	Min	FG	3P	FT	Rebounds	Fouls	TP	AS	TO	ST	Blocks	+/-
		M-A	M-A	M-A	OR DR TOT	PF					BS BA	
10 Kwame Evans Jr.	28:51	2-5	0-3	4-8	0 6 6	2 4 8	3	2	1	0	0	-28
13 Sean Stewart	28:15	2-5	0-0	1-1	1 6 7	3 3 4	0	2	1	0	1	-18
32 Nate Bittle	24:55	4-7	2-4	0-2	0 3 3	0 2 10	2	2	1	0	0	-16
5 Takai Simpkins	29:38	5-12	0-4	2-3	0 2 2	3 3 12	0	3	0	0	0	-22
23 Wei Lin	27:18	4-9	3-6	3-3	0 1 1	1 1 14	2	2	2	0	0	-30
4 Dezdrick Lindsay	11:24	0-2	0-0	0-0	1 0 1	2 0 0	1	0	1	0	1	-10
12 Drew Carter	12:43	0-1	0-0	0-0	0 1 1	2 0 0	0	1	0	0	0	-5
22 Devon Pryor	20:00	2-4	0-2	0-0	1 1 2	1 1 4	3	0	0	0	1	-18
24 Jamari Phillips	10:21	1-3	1-3	0-0	0 1 1	0 0 3	0	1	0	0	0	-13
16 Ege Demir	06:35	0-0	0-0	0-0	2 1 3	0 0 0	0	0	2	0	0	-15
Team					2 0 2	0 0 0					1	
<b>Totals</b>	20:48	6-23	9-17	7 22 29	14 14	55	11	16	3	0	3	-35

Major Fouls: NONE

Shooting By Period	
1st FG%	12-21 57.1%
3PT%	4-10 40.0%
FT%	2-2 100%
2nd FG%	8-27 29.6%
3PT%	2-13 15.4%
FT%	7-15 46.7%
GM FG%	20-48 41.7%
3PT%	6-23 26.1%
FT%	9-17 52.9%
Dead Ball Rebounds: 3, 0	

Record: 17-0 (6-0)

NO. Name	Min	FG	3P	FT	Rebounds	Fouls	TP	AS	TO	ST	Blocks	+/-
		M-A	M-A	M-A	OR DR TOT	PF					BS BA	
9 Berke Buyuktuncel	22:38	1-4	0-1	2-2	3 1 4	1 2 4	2	0	0	0	0	14
21 Pryce Sandfort	30:52	9-15	7-11	3-3	1 3 4	2 2 28	2	2	2	0	0	30
51 Rienk Mast	16:45	2-4	1-3	0-0	0 4 4	3 0 5	3	1	0	0	0	21
1 Sam Holberg	31:41	5-6	1-2	0-0	0 3 3	1 0 11	5	0	6	0	0	39
10 Jamarques Lawrence	26:21	2-7	0-4	1-1	0 1 1	1 2 5	4	0	0	0	0	28
5 Braden Frager	29:55	8-13	7-11	0-1	0 3 3	0 2 23	1	0	1	0	0	36
31 Cale Jacobsen	20:08	4-6	1-2	0-0	2 2 4	1 3 9	3	0	1	0	0	11
15 Jared Garcia	09:49	1-3	0-2	3-4	0 5 5	3 5 0	3	0	3	0	0	-1
2 Kendall Blue	04:41	0-1	0-0	0-0	0 0 0	1 0 0	0	0	0	0	0	-4
7 Justin Bolis	03:35	0-1	0-0	0-0	0 1 1	0 0 0	0	0	0	0	0	-2
33 Leo Curtis	03:35	0-0	0-0	0-0	0 0 0	1 0 0	0	0	0	1	0	-2
Team					2 3 5	0 0 0					0	
<b>Totals</b>	32:60	17-36	9-11	8 26 34	14 14	90	20	6	11	3	0	35

Major Fouls: NONE

Shooting By Period	
1st FG%	15-31 48.4%
3PT%	9-20 45.0%
FT%	3-3 100%
2nd FG%	17-29 58.6%
3PT%	8-16 50.0%
FT%	6-9 75%
GM FG%	32-60 53.3%
3PT%	17-36 47.2%
FT%	9-11 81.8%
Dead Ball Rebounds: 0, 0	

	ORG	NEB
Biggest lead	3 (1 <sup>st</sup> 15:23)	39 (2 <sup>nd</sup> 2:31)
Best Scoring Run	6 (2 <sup>nd</sup> 0:43)	11 (2 <sup>nd</sup> 18:55)
Lead Changes	6	
Times Tied	7	
Time with Lead	01:40	33:41

Points from	ORG	NEB
Turnovers	4	23
Paint	26	30
Second Chance	6	11
Fast Breaks	0	10
Bench	7	37

Period by Period Scoring			
1st	2nd	TOT	
ORG	30	25	55
NEB	42	48	90

NO. 8 NEBRASKA 77, NORTHWESTERN 58



Official Basketball Box Score - Final  
Nebraska at Northwestern  
01/17/26 Welsh-Ryan Arena, Evanston  
2025-26 Men's Basketball

Game Time: 3:00 PM  
Game Duration: 1:40  
Attendance: 5,783

Officials: Paul Szely, Amy Bommer, Steve McJurkins

Record: 18-0 (7-0)

NO. Name	Min	FG	3P	FT	Rebounds	Fouls	TP	AS	TO	ST	Blocks	+/-
		M-A	M-A	M-A	OR DR TOT	PF					BS BA	
9 Berke Buyuktuncel	27:39	2-4	0-0	0-2	1 4 5	3 3 4	4	1	2	2	1	20
21 Pryce Sandfort	36:20	7-13	5-10	3-3	0 2 2	0 3 22	0	1	0	0	0	19
51 Rienk Mast	19:30	3-6	1-3	2-2	1 1 2	1 1 9	2	1	0	0	0	2
1 Sam Holberg	35:42	3-6	1-1	5-6	1 6 7	3 3 12	4	0	1	0	1	17
10 Jamarques Lawrence	22:09	3-6	2-4	0-0	2 2 4	2 0 8	4	2	3	0	0	6
5 Braden Frager	22:34	8-14	2-7	2-2	1 3 4	1 2 20	0	0	0	0	0	16
31 Cale Jacobsen	22:09	1-3	0-1	0-0	0 1 1	2 0 0	2	4	0	1	1	15
2 Kendall Blue	01:19	0-1	0-0	0-0	0 1 1	0 0 0	0	0	0	0	0	0
15 Jared Garcia	01:19	0-0	0-0	0-0	0 0 0	0 0 0	0	0	0	0	0	0
33 Leo Curtis	01:19	0-0	0-0	0-0	0 0 0	0 0 0	0	0	0	0	0	0
Team					0 2 2	0 0 0					0	
<b>Totals</b>	27:53	11-26	12-15	6 22 28	12 12	77	18	5	7	3	3	19

Major Fouls: NONE

Shooting By Period	
1st FG%	15-31 48.4%
3PT%	9-20 45.0%
FT%	3-3 100%
2nd FG%	17-29 58.6%
3PT%	8-16 50.0%
FT%	6-9 75%
GM FG%	32-60 53.3%
3PT%	17-36 47.2%
FT%	9-11 81.8%
Dead Ball Rebounds: 0, 0	

Record: 8-10 (0-7)

NO. Name	Min	FG	3P	FT	Rebounds	Fouls	TP	AS	TO	ST	Blocks	+/-
		M-A	M-A	M-A	OR DR TOT	PF					BS BA	
2 Nick Martinelli	38:19	9-20	2-3	2-4	5 5 10	2 4 22	2	0	0	0	0	-19
8 Tre Singleton	35:20	6-13	0-2	2-2	0 2 2	1 3 14	1	2	1	1	2	-15
22 Arrinten Page	09:15	0-0	0-0	0-0	0 0 0	1 0 0	1	2	0	0	0	-10
3 Jake West	27:13	1-2	1-1	0-0	0 0 0	0 1 0	3	2	0	1	0	-11
44 Angelo Claravino	30:56	3-5	0-1	0-0	1 4 5	3 2 6	3	0	0	1	0	-15
4 Jayden Reid	26:03	2-6	1-2	2-3	2 2 4	1 1 7	5	4	0	0	1	-7
10 Max Green	12:56	2-4	1-3	1-1	0 2 2	1 1 6	0	0	0	0	0	-4
1 Tyler Kropp	09:26	0-2	0-0	0-0	0 2 2	2 0 0	0	0	0	0	0	-15
11 Jordan Clayton	09:13	0-2	0-0	0-0	0 1 1	0 0 0	0	0	0	0	0	1
13 Phoenix Gill	01:19	0-0	0-0	0-0	1 1 2	0 0 0	0	0	0	0	0	0
Team					0 2 2	0 0 0					1	
<b>Totals</b>	23:54	5-14	7-10	9 21 30	12 12	58	15	11	1	3	3	-19

Major Fouls: Singleton (F1) 2<sup>nd</sup> 1:19

	UNL	NU
Biggest lead	19 (2 <sup>nd</sup> 7:42)	3 (1 <sup>st</sup> 18:12)
Best Scoring Run	11 (2 <sup>nd</sup> 7:42)	6 (1 <sup>st</sup> 12:39)
Lead Changes	7	
Times Tied	2	
Time with Lead	34:45	03:03

Points from	UNL	NU
Turnovers	12	5
Paint	28	24
Second Chance	10	8
Fast Breaks	15	3
Bench	22	13

Period by Period Scoring			
1st	2nd	TOT	
UNL	34	43	77
NU	29	29	58

NO. 7 NEBRASKA 76, WASHINGTON 66



Official Basketball Box Score - Final  
Washington at Nebraska  
01/21/26 Pinnacle Bank Arena, Lincoln  
Nebraska vs Washington

Game Time: 8:06 PM  
Game Duration: 1:48  
Attendance: 15,203

Officials: Mike Littlewood, Steven Anderson, Will Howard

Record: 10-9 (2-6)

NO. Name	Min	FG	3P	FT	Rebounds	Fouls	TP	AS	TO	ST	Blocks	+/-
		M-A	M-A	M-A	OR DR TOT	PF					BS BA	
6 Hannes Steinbach	32:24	7-12	2-2	5-8	5 7 12	3 8 21	1	3	0	1	1	-11
8 Bryson Tucker	15:13	1-6	1-4	0-0	0 1 1	1 1 3	0	1	0	0	0	-14
41 Jacob Ograncevic	19:59	2-4	1-2	0-0	2 0 2	3 0 5	0	1	0	0	0	-3
0 Quimari Peterson	33:25	0-8	0-6	0-0	1 3 4	0 1 0	2	1	1	0	0	-7
5 Zoom Dialo	36:21	8-14	2-4	0-0	1 4 5	2 2 18	6	2	1	0	0	-2
30 Courtland Muldrew	26:07	2-5	0-2	1-2	0 4 4	1 1 5	3	0	0	1	0	-4
23 JJ Mandauit	20:26	3-6	0-1	0-0	0 2 2	2 0 6	2	0	0	0	0	-11
11 Franck Kepnang	14:48	3-5	0-0	0-0	1 1 2	1 0 6	0	0	0	1	0	-2
33 Nikola Dzepina	01:17	1-1	0-0	0-0	0 0 0	0 0 0	2	0	0	0	0	0
Team					0 1 1	0 0 0					1	
<b>Totals</b>	27:61	6-21	6-10	10 23 33	13 13	66	14	8	3	3	1	-10

Major Fouls: NONE

Shooting By Period	
1st FG%	12-32 37.5%



## 2025-26 Nebraska Men's Basketball Combined Team Statistics In Conference games

### Game Records

Record	Overall	Home	Away	Neutral
ALL GAMES	8-0	4-0	4-0	0-0
CONFERENCE	8-0	4-0	4-0	0-0
NON-CONFERENCE	0-0	0-0	0-0	0-0

### Score by Periods

Team	1st	2nd	OT	TOT
Nebraska	302	327	0	629
Opponents	258	263	0	521

### Team Box Score

No.	Player				Total		3-Point		F-Throw		Rebounds											
		GP-GS	MIN	AVG	FG-FGA	FG%	3FG-3FGA	3FG%	FT-FTA	FT%	OFF	DEF	TOT	AVG	PF	DQ	A	TO	BLK	STL	PTS	AVG
21	SANDFORT, Pryce	8-8	259:42	32.5	54-102	.529	33-68	.485	14-16	.875	2	20	22	2.8	15	1	13	6	1	6	155	19.4
51	MAST, Rienk	8-8	231:55	29.0	41-96	.427	16-52	.308	6-7	.857	13	30	43	5.4	14	0	20	13	5	1	104	13.0
5	FRAGER, Braden	8-0	182:53	22.9	34-65	.523	16-38	.421	11-13	.846	9	22	31	3.9	11	0	9	3	0	8	95	11.9
10	LAWRENCE, Jamarques	8-8	230:51	28.9	28-62	.452	14-38	.368	23-26	.885	4	18	22	2.8	16	0	31	14	0	9	93	11.6
1	HOIBERG, Sam	8-8	248:26	31.1	28-52	.538	9-20	.450	8-11	.727	9	30	39	4.9	22	0	35	5	0	15	73	9.1
9	BUYUKTUNCEL, Berke	8-8	193:39	24.2	19-36	.528	4-9	.444	7-10	.700	14	26	40	5.0	15	0	17	10	8	8	49	6.1
15	GARCIA, Jared	8-0	67:06	8.4	10-25	.400	2-12	.167	10-13	.769	2	16	18	2.3	5	0	3	5	4	0	32	4.0
31	JACOBSEN, Cale	8-0	153:36	19.2	9-23	.391	2-9	.222	5-9	.556	2	18	20	2.5	11	0	13	2	2	5	25	3.1
2	BLUE, Kendall	5-0	15:17	3.1	1-3	.333	1-1	1.000	0-0	.000	0	1	1	0.2	2	0	0	0	0	0	3	0.6
7	BOLIS, Justin	3-0	06:38	2.2	0-1	.000	0-0	.000	0-0	.000	0	1	1	0.3	1	0	0	0	1	0	0	0.0
33	CURTIS, Leo	4-0	09:58	2.5	0-0	.000	0-0	.000	0-0	.000	0	0	0	0.0	1	0	0	0	0	1	0	0.0
Team											4	16	20				5					
<b>Total</b>		<b>8</b>	<b>1600</b>		<b>224-465</b>	<b>.482</b>	<b>97-247</b>	<b>.393</b>	<b>84-105</b>	<b>.800</b>	<b>59</b>	<b>198</b>	<b>257</b>	<b>32.1</b>	<b>113</b>	<b>1</b>	<b>141</b>	<b>63</b>	<b>21</b>	<b>53</b>	<b>629</b>	<b>78.6</b>
<b>Opponents</b>		<b>8</b>	<b>1600</b>		<b>189-448</b>	<b>.422</b>	<b>64-203</b>	<b>.315</b>	<b>79-113</b>	<b>.699</b>	<b>75</b>	<b>188</b>	<b>263</b>	<b>32.9</b>	<b>109</b>	<b>0</b>	<b>113</b>	<b>97</b>	<b>18</b>	<b>27</b>	<b>521</b>	<b>65.1</b>

### Team Statistics

	NEBR	OPP
<b>Scoring</b>	<b>629</b>	<b>521</b>
Points per game	78.6	65.1
Scoring margin	+13.5	-
<b>Field goals-att</b>	<b>224-465</b>	<b>189-448</b>
Field goal pct	.482	.422
<b>3 point fg-att</b>	<b>97-247</b>	<b>64-203</b>
3-point FG pct	.393	.315
3-pt FG made per game	12.1	8.0
<b>Free throws-att</b>	<b>84-105</b>	<b>79-113</b>
Free throw pct	.800	.699
F-Throws made per game	10.5	9.9
<b>Rebounds</b>	<b>257</b>	<b>263</b>
Rebounds per game	32.1	32.9
Rebounding margin	-0.8	-
<b>Assists</b>	<b>141</b>	<b>113</b>
Assists per game	17.6	14.1
<b>Turnovers</b>	<b>63</b>	<b>97</b>
Turnovers per game	7.9	12.1
Turnover margin	+4.3	-
Assist/turnover ratio	2.2	1.2
<b>Steals</b>	<b>53</b>	<b>27</b>
Steals per game	6.6	3.4
<b>Blocks</b>	<b>21</b>	<b>18</b>
Blocks per game	2.6	2.3
<b>Winning streak</b>	<b>8</b>	<b>-</b>
Home win streak	4	-
<b>Attendance</b>	<b>59038</b>	<b>44838</b>
Home games-Avg/Game	4-14760	4-11210
Neutral site-Avg/Game	-	0-0

### Team Results

Date	Opponent		Score	Att.
12/10/2025	Wisconsin	W	90-60	13831
12/13/2025	at Illinois	W	83-80	15266
01/02/2026	Michigan St.	W	58-56	14841
01/05/2026	at Ohio St.	W	72-69	10382
01/10/2026	at Indiana	W	83-77	13407
01/13/2026	Oregon	W	90-55	15163
01/17/2026	at Northwestern	W	77-58	5783
01/21/2026	Washington	W	76-66	15203



## 2025-26 Nebraska Men's Basketball Combined Team Statistics All games

### Game Records

Record	Overall	Home	Away	Neutral
ALL GAMES	19-0	12-0	4-0	3-0
CONFERENCE	8-0	4-0	4-0	0-0
NON-CONFERENCE	11-0	8-0	0-0	3-0

### Score by Periods

Team	1st	2nd	OT	TOT
Nebraska	707	835	0	1542
Opponents	590	652	0	1242

### Team Box Score

No.	Player				Total			3-Point		F-Throw		Rebounds										
		GP-GS	MIN	AVG	FG-FGA	FG%	3FG-3FGA	3FG%	FT-FTA	FT%	OFF	DEF	TOT	AVG	PF	DQ	A	TO	BLK	STL	PTS	AVG
21	SANDFORT, Pryce	19-19	588:43	31.0	114-235	.485	64-153	.418	31-38	.816	14	68	82	4.3	29	1	39	12	2	21	323	17.0
51	MAST, Rienk	19-19	535:07	28.2	103-217	.475	35-101	.347	43-52	.827	39	75	114	6.0	30	0	56	36	7	9	284	14.9
5	FRAGER, Braden	19-1	425:23	22.4	80-149	.537	31-83	.373	40-48	.833	20	55	75	3.9	25	0	17	14	2	11	231	12.2
10	LAWRENCE, Jamarques	19-19	508:56	26.8	62-140	.443	33-86	.384	35-45	.778	5	40	45	2.4	44	0	69	33	0	17	192	10.1
1	HOIBERG, Sam	19-19	565:08	29.7	63-117	.538	16-42	.381	24-33	.727	17	80	97	5.1	40	0	76	14	2	37	166	8.7
9	BUYUKTUNCEL, Berke	18-18	432:32	24.0	48-102	.471	8-34	.235	30-44	.682	37	73	110	6.1	32	0	39	22	17	15	134	7.4
13	JARUSEVICIUS, Ugnius	1-0	10:31	10.5	3-3	1.000	1-1	1.000	0-1	.000	0	2	2	2.0	1	0	2	2	0	7	7.0	
0	ESSEGIAN, Connor	7-0	98:21	14.1	14-44	.318	8-31	.258	2-4	.500	2	7	9	1.3	6	0	6	5	0	2	38	5.4
31	JACOBSEN, Cale	19-0	377:15	19.9	29-60	.483	5-19	.263	15-28	.536	10	45	55	2.9	29	1	31	10	5	17	78	4.1
15	GARCIA, Jared	17-0	150:47	8.9	19-53	.358	6-28	.214	19-24	.792	4	38	42	2.5	13	0	7	9	9	2	63	3.7
33	CURTIS, Leo	10-0	37:33	3.8	5-9	.556	0-1	.000	7-8	.875	6	2	8	0.8	4	0	2	3	1	1	17	1.7
2	BLUE, Kendall	12-0	52:22	4.4	2-9	.222	1-5	.200	2-2	1.000	0	5	5	0.4	5	0	4	6	0	0	7	0.6
7	BOLIS, Justin	10-0	17:20	1.7	0-1	.000	0-0	.000	2-4	.500	0	4	4	0.4	2	0	1	0	1	0	2	0.2
Team											16	26	42				5					
<b>Total</b>		<b>19</b>	<b>3800</b>		<b>542-1139</b>	<b>.476</b>	<b>208-584</b>	<b>.356</b>	<b>250-331</b>	<b>.755</b>	<b>170</b>	<b>520</b>	<b>690</b>	<b>36.3</b>	<b>260</b>	<b>2</b>	<b>347</b>	<b>171</b>	<b>48</b>	<b>132</b>	<b>1542</b>	<b>81.2</b>
<b>Opponents</b>		<b>19</b>	<b>3800</b>		<b>443-1134</b>	<b>.391</b>	<b>171-559</b>	<b>.306</b>	<b>185-259</b>	<b>.714</b>	<b>193</b>	<b>464</b>	<b>657</b>	<b>34.6</b>	<b>313</b>	<b>5</b>	<b>255</b>	<b>246</b>	<b>49</b>	<b>92</b>	<b>1242</b>	<b>65.4</b>

### Team Statistics

	NEBR	OPP
<b>Scoring</b>	<b>1542</b>	<b>1242</b>
Points per game	81.2	65.4
Scoring margin	+15.8	-
<b>Field goals-att</b>	<b>542-1139</b>	<b>443-1134</b>
Field goal pct	.476	.391
<b>3 point fg-att</b>	<b>208-584</b>	<b>171-559</b>
3-point FG pct	.356	.306
3-pt FG made per game	10.9	9.0
<b>Free throws-att</b>	<b>250-331</b>	<b>185-259</b>
Free throw pct	.755	.714
F-Throws made per game	13.2	9.7
<b>Rebounds</b>	<b>690</b>	<b>657</b>
Rebounds per game	36.3	34.6
Rebounding margin	+1.7	-
<b>Assists</b>	<b>347</b>	<b>255</b>
Assists per game	18.3	13.4
<b>Turnovers</b>	<b>171</b>	<b>246</b>
Turnovers per game	9.0	12.9
Turnover margin	+3.9	-
Assist/turnover ratio	2.0	1.0
<b>Steals</b>	<b>132</b>	<b>92</b>
Steals per game	6.9	4.8
<b>Blocks</b>	<b>48</b>	<b>49</b>
Blocks per game	2.5	2.6
<b>Winning streak</b>	<b>19</b>	<b>-</b>
Home win streak	12	-
<b>Attendance</b>	<b>172621</b>	<b>44838</b>
Home games-Avg/Game	12-14385	4-11210
Neutral site-Avg/Game	-	3-5161

### Team Results

Date	Opponent		Score	Att.
11/03/2025	West Ga.	W	86-53	13555
11/08/2025	FIU	W	96-66	14023
11/11/2025	UMES	W	69-50	13653
11/15/2025	vs Oklahoma	W	105-99	3463
11/20/2025	vs New Mexico	W	84-72	5278
11/21/2025	vs Kansas St.	W	86-85	6743
11/25/2025	Winthrop	W	80-73	13973
11/29/2025	USC Upstate	W	72-63	14107
12/07/2025	Creighton	W	71-50	15256
12/10/2025	Wisconsin	W	90-60	13831
12/13/2025	at Illinois	W	83-80	15266
12/21/2025	North Dakota	W	78-55	14519
12/30/2025	New Hampshire	W	86-55	14497
01/02/2026	Michigan St.	W	58-56	14841
01/05/2026	at Ohio St.	W	72-69	10382
01/10/2026	at Indiana	W	83-77	13407
01/13/2026	Oregon	W	90-55	15163
01/17/2026	at Northwestern	W	77-58	5783
01/21/2026	Washington	W	76-66	15203