

Tyro for Parents:

What is Tyro:

Tyro is a management information system. It acts as a “one stop shop” for parents and guardians to access information relating to their child’s education at Greystones Community College.

Greystones Community College uses Tyro to communicate with parents/guardians regarding their child’s attendance, academic progress, end of term reports, feedback and behaviour.


Parents/Guardians have access to their own Tyro account specifically for their children. It is our expectation that parents will continuously monitor Tyro in order to gain a better understanding of their child’s progress in Greystones Community College.

Setting up your Tyro Account.

1. You will receive an invitation via email to set up your Tyro. This email will prompt you to download the Tyro App from the “Play Store or App Store”
2. Open the app and press “Sign Up”
3. Enter Your email press “Send Verification Code”
4. Copy the code you received via email into the Tyro App
5. Create your new password
6. Login using your email and the new password that you created
7. Create a pin code for faster access
8. Turn on notifications so you don’t miss important school notices
9. Welcome Screen. Here you will see the name of your child(ren). By clicking their name you can access their timetable, their block reports, their attendance and behaviour.

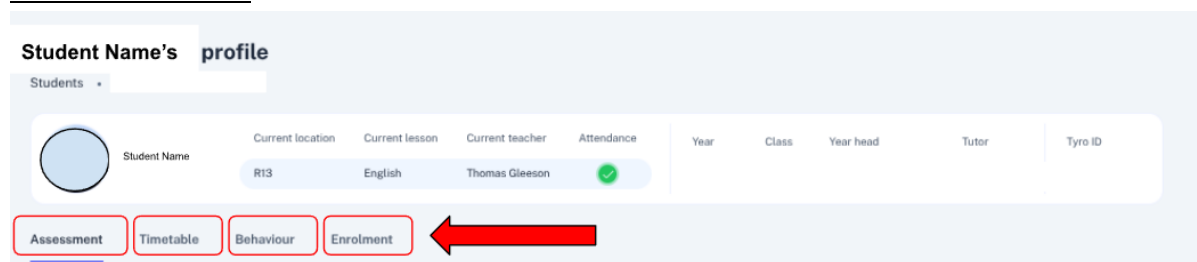
How to access Tyro through the website.

The Tyro website can be accessed by clicking the Tyro icon on the school website at <http://greystonescollege.ie>



After logging in you will be brought to the parent’s dashboard. From here you can access the relevant information for each of your children who are attending Greystones Community College.

Website Dashboard

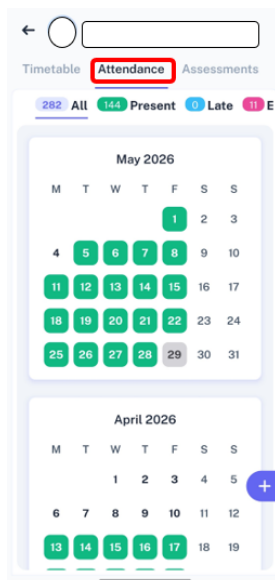


What can you see on Tyro:

By clicking on your child's name, you will be able to access the following records:

- Attendance
- Behaviour
- Academic Block Reports
- Timetable
- Tyro Mail

Attendance:

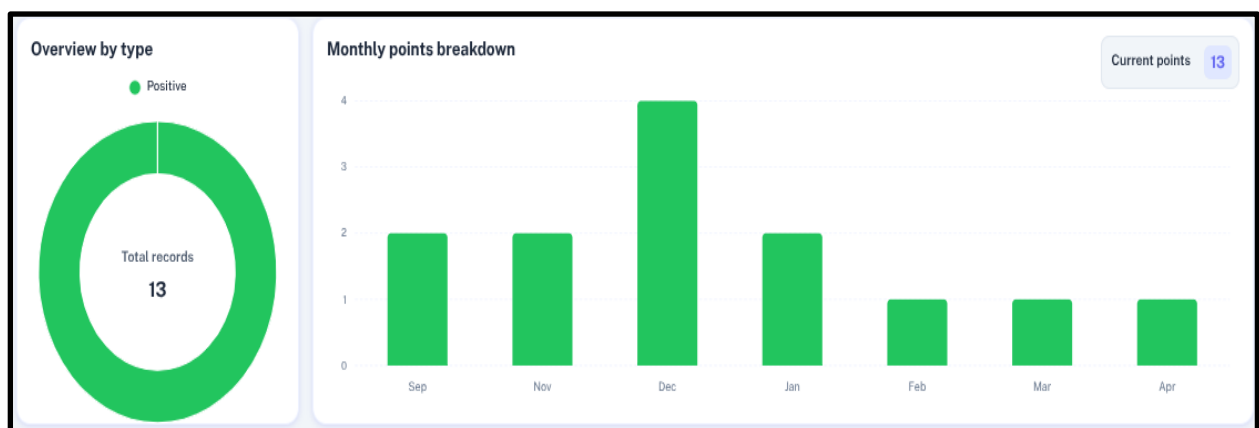


Attendance can be accessed by clicking your child's name and selecting the attendance at the top of the page. This provides a record of your child's attendance throughout each year in Greystones Community College. If your child is unwell or unable to attend school, you can submit an absence request by following the steps below:

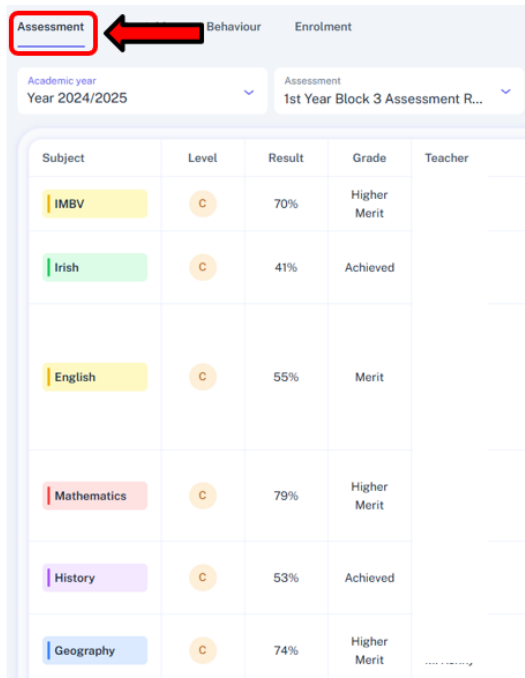
1. Log into the tyro app.
2. Click on your child's name
3. Select the **Absence Request Tab** at the top of the screen.
4. Press the **Plus Icon** on the bottom right of the screen.
5. Select '**Absence Request**'.
6. Fill in the appropriate information for the student.
7. Include a **reason for absence** and a **note you would like to include**.
8. Click '**Send Request**'

Behaviour:

In Greystones Community College we record positive and negative behaviour through a points system on Tyro. Through the behaviour tab parents will be able to view any recorded behaviour that relates to their child. Over time a record of behaviour is developed for each student. Positive points are awarded for students who show Respect Excellence and Pride. We would ask that parents monitor this each week and record this in the student journal.



Academic Block Reports:

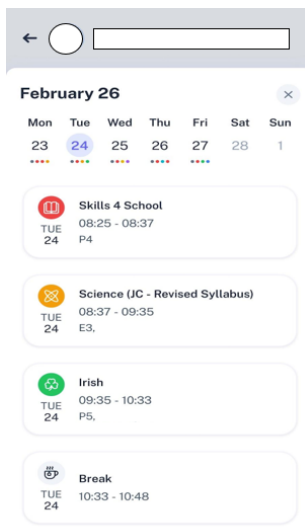


The screenshot shows the 'Assessment' tab in the Tyro system. A red box highlights the 'Assessment' tab, with a red arrow pointing to it from the text. Below the navigation tabs, the 'Academic year' is set to 'Year 2024/2025' and the 'Assessment' is '1st Year Block 3 Assessment R...'. The table below lists subjects, levels, results, and grades.

Subject	Level	Result	Grade	Teacher
IMBV	C	70%	Higher Merit	
Irish	C	41%	Achieved	
English	C	55%	Merit	
Mathematics	C	79%	Higher Merit	
History	C	53%	Achieved	
Geography	C	74%	Higher Merit	

Greystones Community College has 3 x 11 Week Blocks throughout the year. Students complete summative assessments at the end of Block 1 and 3. At the end of Block 2, students receive an average grade based three assessments that they completed during block 2. Students in 3rd and 6th Year complete the mock examinations at the end of Block 2. At end of block assessment reports can be accessed through the assessment tab on Tyro. From here, parents will be able to monitor the academic progress of their child as well as seeing the feedback offered by teachers in relation to each subject. Parents and guardians will receive these reports at the end of every block. Students along with their parents and guardians will be asked to reflect on these results and the feedback provided by teachers in order to recognize areas of success and identify areas of improvement going forward.

Timetable:



The screenshot shows the 'Timetable' screen in the Tyro system. At the top, there is a search bar and a calendar for February 26. Below the calendar, there is a list of classes for Tuesday, February 24th.

February 26

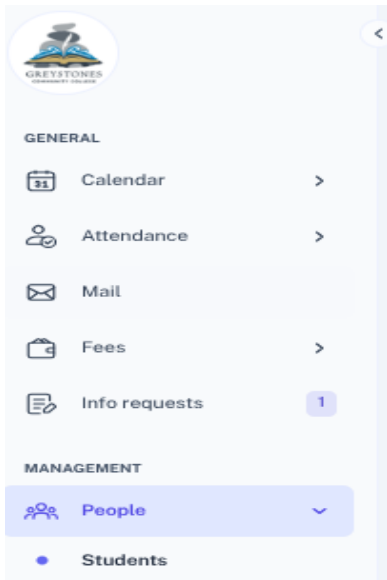
Mon Tue Wed Thu Fri Sat Sun
23 24 25 26 27 28 1

- Skills 4 School
TUE 24
08:25 - 08:37
P4
- Science (JC - Revised Syllabus)
TUE 24
08:37 - 09:35
E3.
- Irish
TUE 24
09:35 - 10:33
P5.
- Break
TUE 24
10:33 - 10:48

The timetable gives parents/guardians an overview of what classes their child has each day. This can be accessed by following the steps below.

1. Log into your Tyro Account.
2. Click on the **name of the student**.
3. Open the timetable screen.
4. Click "See months".
5. Click a day that you would like to view the attendance for.
6. You can scroll along the dates at the top of the screen to.

Tyro Mail



Tyro mail is our mode of communication with parents and guardians. The following information is communicated via Tyro Mail.

- Weekly Newsletter
- Class / Group Trip Information
- Parent Teacher Student Meetings
- Detention notifications
- Phone Confiscation Notifications
- Information requests
- Absence Requests
- School Calendar

All of the above information can be accessed through the tabs noted on the left hand side.