



SUSI

(STUDENT UNIVERSAL SUPPORT IRELAND)

**Guidance Department
St Joseph's College, Lucan**



SUSI at a Glance 26/2027

- Operates under the **Student Grant Scheme 2026**
- **A Growing Network: 100,000 students** are now awarded funding annually
- **Fully Digital:** All applications must be made online via the official portal at www.susi.ie.
- **Student Support:** Our dedicated Helpdesk is available via **phone (0818 888 777)**, email, and social media to guide you through every step.



THIRD LEVEL FUNDING



- **Further Education** (PLC Courses)
 - Maintenance Grant.
- **Higher Education**
 - Maintenance Grant;
 - Fees (Student Contribution).
- **Postgraduate Education**
 - Contribution towards Fees;
 - (Special Rate) Maintenance Grant.
- **Students Studying outside the State**
 - Maintenance Grant.



KEY ELIGIBILITY CRITERIA

- **Nationality:** You must be an Irish, EU, EEA, UK, or Swiss citizen, or have specific leave to remain in the State.
- **Residency:** You must have lived in Ireland, the EU, EEA, UK, or Switzerland for at least **3 of the last 5 years** before starting your course.
- **Progression:** You must be moving "up the ladder" on the National Framework of Qualifications (NFQ). For example, moving from the Leaving Cert to a Level 6, 7, or 8 course.
- **Approved College/Course:** The grant only applies to courses and institutions specifically approved by the Department of Education (check the list on [susi.ie](https://www.susi.ie)).
- **'Reckonable' Income for 2025:** Your eligibility is based on your gross household income for the **full 2025 tax year** (January 1st to December 31st, 2025).



SUSI



So Why Apply?

- You may be eligible for assistance with

–Student Contribution €3,000

Paid directly to the college on your behalf

–Maintenance Grant

Paid directly into your nominated Bank Account



Grant Types and Rates

(Dependent on your Household Income in 2025)

- Undergraduate Level 6, 7 or 8 course undertaken at Institutes of Technology or Universities in the State
 - Fee Grant: **YES** - Student Contribution Fee of €2,500
 - Maintenance Grant: **YES** - Depending on meeting all Eligibility Criteria

- Undergraduate Level 7 or 8 course undertaken at Institutions outside the State
 - Fee Grant: **NO – Fees not covered**
 - Maintenance Grant **YES** - Depending on meeting all Eligibility Criteria



For Higher Education

Undergraduate Students & Awards in the State

- **Where the Household Income for 2025 is:**
 - **€47,010 or less** you would be eligible for 100% Maintenance Grant
 - **AWARD €1,774 per academic year-**
 - Where you are **less** than 30kms from home to College
 - Paid directly into your bank account for 9 months
 - Student Contribution Fee **€ 2,500** paid directly to your college
 - Non- Adjacent Grant i.e. over 30km away from home
- **€40,875 or less** you would be eligible for 100% Maintenance Grant
 - **AWARD €4,722 per academic year**
 - Where you are **more** than 45kms from home to College
 - Paid directly into your bank account for 9 months
 - Student Contribution Fee **€ 2,500** paid directly to your college



Slide 4: Income Thresholds & Grant Rates (2026/27)

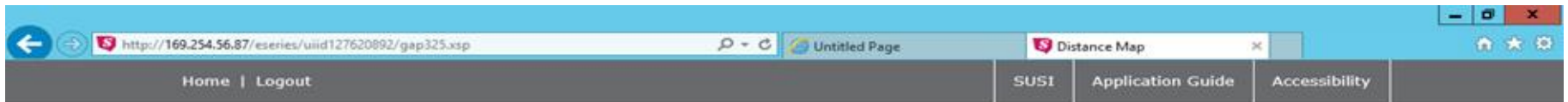


Rate / Award Type	< 4 Dependents	4–7 Dependents	8+ Dependents	Increase per person in college
Special Rate (Maintenance + 100% Fees)	€28,600	€31,350	€33,980	+€4,950
Special Rate (Adjacent)	€3,230	€3,230	€3,230	—
Special Rate (Non-Adjacent)	€7,936	€7,936	€7,936	—
Band 1 (Full Maintenance + 100% Fees)	€47,010	€51,520	€55,850	+€4,950
Band 1 (Adjacent)	€1,774	€1,774	€1,774	—
Band 1 (Non-Adjacent)	€4,722	€4,722	€4,722	—



Partial Maintenance & Fee Grant (2026/27)

Rate / Award Type	< 4 Dependents	4–7 Dependents	8+ Dependents	Increase per person in college
Band 2 (75% Maint. + 100% Fees)	€48,270	€52,930	€57,375	+€4,950
Band 2 (Adjacent)	€1,330	€1,330	€1,330	—
Band 2 (Non-Adjacent)	€3,542	€3,542	€3,542	—
Band 3 (50% Maint. + 100% Fees)	€51,040	€55,965	€60,670	+€4,950
Band 3 (Adjacent)	€887	€887	€887	—
Band 3 (Non-Adjacent)	€2,361	€2,361	€2,361	—
Band 4 (25% Maint. + 100% Fees)	€53,810	€59,000	€63,950	



My APPLICATION

My DETAILS

My BANKING

My PAYMENTS

My FCA

Home Address

Apartment 1
Shelbourne House
Shelbourne Road
Dublin 4
Dublin
Ireland
D04X256

* Home Address as entered on your initial grant application

Institution/Course Address

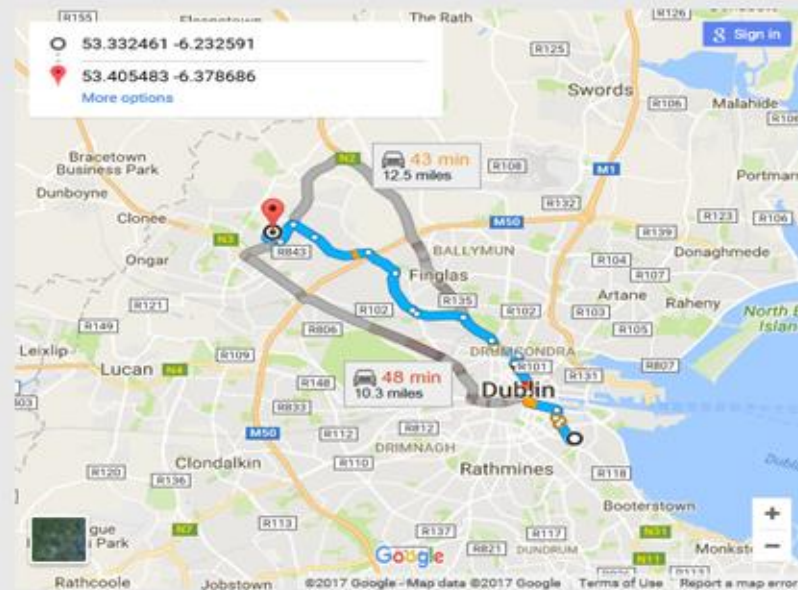
Business & Information Technology
Institute of Technology, Blanchardstown
Blanchardstown Road North
Dublin 15
D15YV78

* Institution/Course as entered on your initial grant application

Distance

16.69 KM

* Calculated without Toll Roads



Adjacent rate = <30km



How to apply to Susi


- Most Important to stress
- **'YOU ARE THE APPLICANT NOT YOUR PARENTS'**
- Press I don't have an IGov account
- I don't have a SUSI account yet
- Make sure you have done the SUSI eligible reckoner
- Fill in your person details – PPSN Number (social service number) Name, email, phone, ...
- Verify your details via your email address



SUSI



Grants Online Login screen



LOGIN TO YOUR SUSI ACCOUNT

4th 5th 6th

[I forgot my SUSI password](#)
[I forgot my SUSI PIN Code](#)
[I forgot my SUSI username](#)
[I don't have a SUSI account yet](#)
[Gaeilge](#)
[MyGovID login](#)

Select 'I don't have a SUSI Acc



SUSI



Step 1 – Register your Account

Before you Register...

1. Data Protection

Have you read the [SUSI Data Protection Statement](#)?

To register a SUSI account, you will be asked to provide personal information to SUSI about you, the applicant.

To make a grant application you, the applicant, and other parties to the application will be asked to provide personal information to SUSI.

As part of the grant application process and before SUSI can accept an application, each party to the application will be asked to confirm that they have read the SUSI Data Protection Statement.

You should therefore refer to the SUSI Data Protection Statement at www.susi.ie before you register a SUSI account and before you make a grant application.

2. Grant Eligibility Reckoner

Have you used the [SUSI Eligibility Reckoner](#)?

The SUSI Eligibility Reckoner is a quick and easy way to decide if you should apply for a student grant. It provides an approximate indication of your eligibility for grant funding based on simplified criteria.

You should use the Eligibility Reckoner at www.susi.ie before you make a grant application.

3. Register a SUSI Account

When you have used the SUSI Eligibility Reckoner and referred to the SUSI Data Protection Statement you can proceed to register a SUSI account and make a grant application.

Next

Select 'Register SUSI Account'



Step 1 – Register your Account



Remember 'YOU ARE THE APPLICANT NOT YOUR PARENTS'

The screenshot shows a web browser window with the URL http://169.254.56.87/eseries/sid914889276/gap300_logindetails.asp?SID=sid001. The page title is "Registration" and the browser tabs show "Login" and "Registration". The page content includes the SUSI logo and the heading "Student Registration - Login Details". Below the heading is a paragraph: "Please carefully choose a username, password and a PIN code which you will remember. You will need these details to make your student grant application and to access your account throughout the academic year." The form fields are: "Your username" (text input), "Your password" (password input with a red question mark), "Re-enter your password" (password input with a red asterisk), "Create Your PIN Code" (text input with a red question mark), "Verify Your PIN Code" (text input with a red asterisk), "Security question" (dropdown menu with "Please Select" selected), "Your security answer" (text input with a red asterisk), "Re-enter your answer" (text input with a red asterisk), and a CAPTCHA section with the text "Please enter the text displayed in the image (To get a new image click on the image or on the New Image icon)" and a CAPTCHA image showing the characters "XQA J3". At the bottom of the form are two buttons: "Previous" and "Next".

- Create your login details – Use your personal email here.
- Create a PIN Code which must contain 6 numeric digits. The code should not be something which can be easily associated with you such as your date of birth or your phone number. Security Q – name of fav pet



SUSI



Registration Confirmation

Registration Complete



Registration is now complete. You have been sent an email with the confirmation.

Please note that this is not a submission of a grant application. Please go to the homepage to complete your application.

Please remember your username and password. You will need them to make your application and to access your online application throughout the academic year.





SUSI



Step 2 - Make your Application

- You will need the following information at hand to complete your application:
 - PPSN for you
 - PPSN for those in your household
 - CAO/UCAS registration number
 - Income details
 - Course details
 - Eircode – if available
- Click on ***Start Application***
 - You may save your application and return to it later to complete
 - The progress bar will indicate the % of your application completed and page number




SUSI



Login to your Registered Account

Don't have an online account yet? [click here](#)



Córas Iarrtais ar Dheontas Mac Léinn Ar Líne
On-line Student Grant Application System

Username

Password

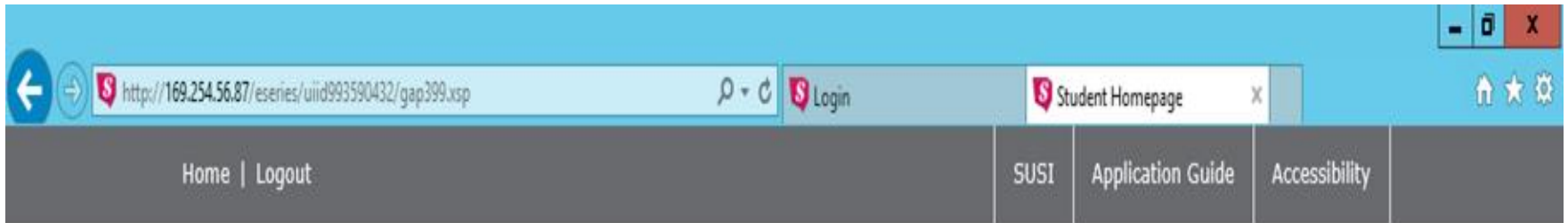
3rd 5th 6th

LOGIN

[I forgot my password](#)
[I forgot my PIN Code](#)
[I forgot my username](#)
[Gaeilge / Irish](#)



Application Tracker



My APPLICATION

My DETAILS

My BANKING

My PAYMENTS

My FCA

Name Valerie Frizzelle
Email valfrizzelle@gmail.com

Application Reference TBD
Application Year 17/18


Start Application

Application Tracker

Current Status Application not submitted for academic year 2017/18



SUSI



Make Your Application

A1. PPS No ?

A2. Title *

A3. Surname *

A4. First name(s) *

A5. First name as it appears on your birth certificate * ?

A6. Birth surname *


A7. Mother's birth surname *

A8. Date of birth

A9. Gender *

A10. Address ?

Country *

Eircode or Address ?  EIRCODE

Address 1

Address 2

Address 3

Address 4

County

Eircode

A11. Home Telephone

Mobile Telephone



SUSI



Make your Application

- **Sections of the Application Form:**

- **Tackling the Form: Section by Section**
- **The Breakdown:** The form runs from **Section A to Section F**.
- **Who is it for?** You'll need to complete all parts for yourself and your parent(s)/guardian(s).
- **Take Your Time:** * There are **16 pages** in total—don't feel like you have to do it all at once!
 - **Save as you go:** You can log out and return to finish it whenever you have the info ready.
- **Watch the Bar:** Use the **progress bar** at the top to see how close you are to the finish line.
- **The Finish Line:** Once you hit **Submit**, you'll receive a **W-Reference Number** (e.g., W1718100...).

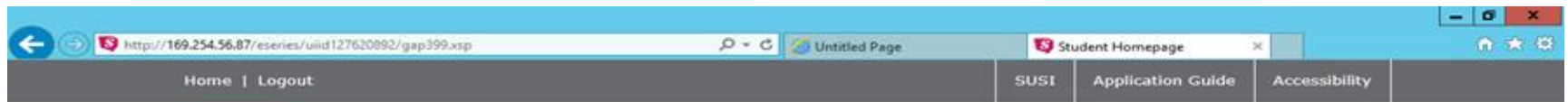
6%



SUSI



Application Submission



My APPLICATION

My DETAILS

My BANKING

My PAYMENTS

My FCA

Name Rubgy Walsh
Email pmc_md.i.dd.y@gmail.com

Application Reference W171810503329
Application Year 17/18



Application Tracker

Current Status Application submitted





Application Submission History

Year	Application Ref	Application Type	Date Commenced	Date Submitted	Submission Progress	Submission Status
17/18	W171810503329	New	21/03/2017	21/03/2017	100%	Submitted





What Happens next

- **1. The Waiting Room** 
- Once you hit submit, your application enters the **SUSI Queue**.
- **Pro Tip:** Applications are processed in the order they are received. The earlier you apply, the sooner you get an answer!
- **2. Provisional Assessment** 
- SUSI does an initial check of your details.
- **The Checklist Letter:** Most students will receive a letter (via post or your online tracker) listing the documents needed to prove your eligibility.
- **The "Fast Track":** If you were already awarded in 2025/26 (e.g., for a PLC), you might not need to submit new documents—keep an eye on your portal!
- **3. Document Return** 
- This is the most important step. You must return all requested documents (like bank statements or P21s) to SUSI as quickly as possible.
- **Don't wait:** Your application stays "on hold" until these arrive.
- **4. Final Review & Decision** 
- Once your docs are in, SUSI makes the final call:
- **The Award:** You'll get a letter confirming your grant (Maintenance, Fees, or both).
- **Additional Info:** Occasionally, they may ask for one or two more specific documents to clarify your file.



The Student Portal

Think of the Student Portal as your personal SUSI dashboard. Once you've registered, this is where the magic happens.

- **24/7 Tracking:** Check the real-time status of your application without having to call anyone.
- **The Checklist:** If SUSI needs documents from you, the full list will appear here first.
- **Document Upload:** (If applicable) Use the portal to securely upload digital copies of your evidence.
- **Update Your Details:** Did you change your course choice or move house? You can update your "Change of Circumstances" directly in the portal.
- **Correspondence:** Digital copies of all letters (Award letters, Checklist letters) are stored here for easy printing



SUSI



SOME KEY MESSAGES

Check the SUSI website: www.susi.ie

Eligibility Reckoner: Check Eligibility

CAO form: Tick the SUSI option

Apply early: Open April 28th, 2022

Priority closing: July 7th 2022 - final closing November 2022

Classification: All applicants **under the age of 23** are deemed to be dependent on their parent(s)/Guardian(s)

Relevant persons: siblings/parents also attending college

Tracker: Use to track the progress of your application

Return requested documentation: complete and on time.



SUSI



STUDENT UNIVERSAL SUPPORT IRELAND

- **Website:** www.susi.ie
- **Email:** support@susi.ie
- **Facebook.com/susisupport**
- **Twitter.com/susihelpdesk**
- **Telephone helpdesk:** 0761 087 874