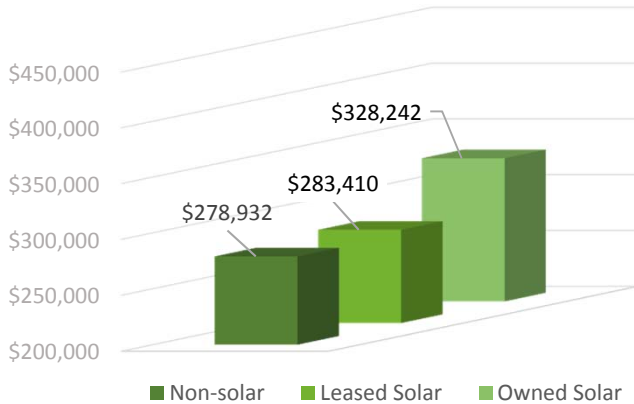


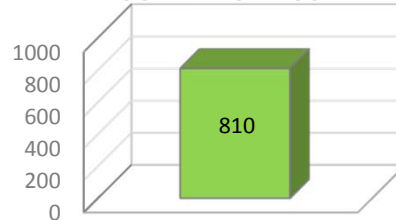
JANUARY 2018 SOLAR MARKET REPORT

Information Provided By:
TARA RUTKOWSKI
REALTOR® , GREEN, w/ SOLAR Expertise
Realty ONE Group
623-640-6546
Tara@RutkowskiHomes.com

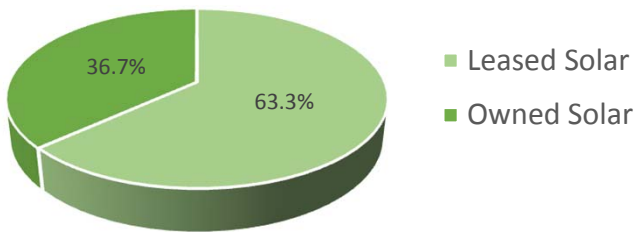
AVERAGE SALE'S PRICE



CURRENT # OF ACTIVE SOLAR LISTINGS

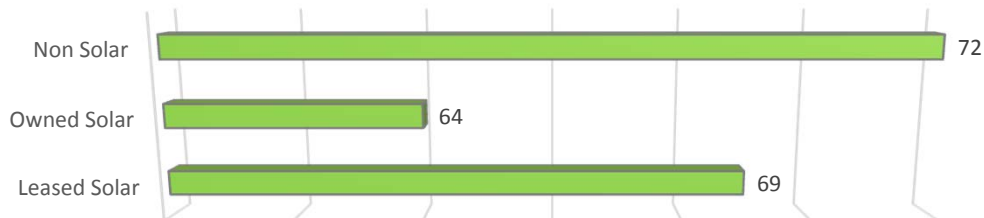


Leased Solar vs Owned Solar



Solar Homes accounted for 4.01% of total market share.

AVERAGE DAYS ON MARKET



| | Leased Solar | Owned Solar | Non Solar |
|----------------------|--------------|-------------|-----------|
| Average Days to Sell | 69 | 64 | 72 |

IIINFORMATION ABOUT TARA:

Tara has extensive knowledge and background in the solar industry, having spent nine years assisting homeowners with the purchasing and leasing of solar photovoltaic systems. She has a full understanding of the benefits that solar systems provide to homeowners and understands how to market the advantages of solar homes to potential buyers. With her previous experience in the solar industry as well as being a licensed REALTOR® with her GREEN designation from the National Association of Realtors, you can be sure you have a competent and qualified person working for you. She has a passion for both solar and real estate and wants to help sell your home for the best price, in the shortest amount of time, with the least amount of hassle. Contact her any time to request more information: [623-640-6546](tel:623-640-6546).

*Monthly solar sales data was compiled from the Arizona Regional MLS.