

MARKET REPORT

SUDDEN VALLEY REAL ESTATE - MARCH 2017

RE/MAX[®]
WHATCOM COUNTY, INC.

MARKET HIGHLIGHTS
HOME PRICES ARE INCREASING
INVENTORY IS DECREASING
STILL A SELLERS MARKET




AVERAGE SOLD PRICE



\$296,000

PRICE TREND

\$232,000 FEB
+28% CHANGE 1MTH
+23% CHANGE 1YR



NEW LISTINGS

23



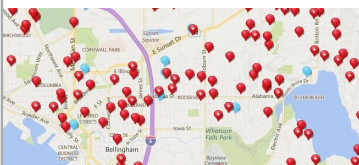
24 IN FEBRUARY

-4% CHANGE 1MTH

-26% CHANGE 1YR

ACTIVE LISTINGS

22



23 IN FEBRUARY

-5% CHANGE 1MTH

-109% CHANGE 1YR

SOLD LISTINGS

14



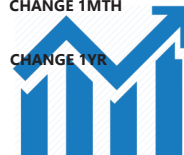
9 IN FEBRUARY

+55% CHANGE 1MTH

-36% CHANGE 1YR

MEDIAN PRICE

\$283,000
\$245,000 FEB
+15% CHANGE 1MTH
+24% CHANGE 1YR



INFO

All reports are published April 2017, based on data available at the end of March 2017, from TrendGraphix. This representation is based in whole or in part on data supplied by the NWMLS. Neither the Board or its MLS guarantees or is in any way responsible for its accuracy. Data maintained by the Board or its MLS may not reflect all real estate activity in the market. Report reflect activity by all brokers participated in the MLS.

AVERAGE DAYS ON MARKET



42 IN FEBRUARY

-163% CHANGE 1MTH

+23% CHANGE 1YR

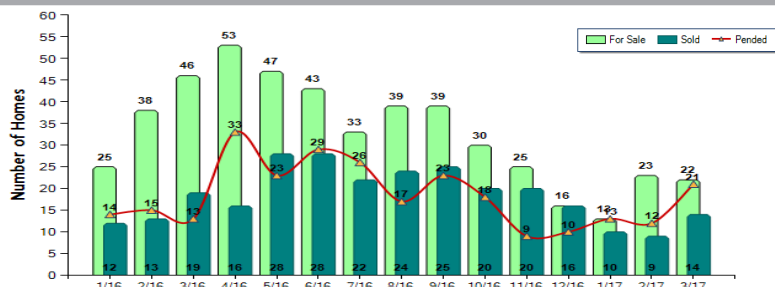
HOMES SOLD YTD

58 YTD 2017
44 YTD 2016
+32% CHANGE 1YR

MARKET SIGNS

SELLERS VS BUYERS MARKET AS OF: 3/1/17

By custom, if absorption rate is greater than 20%, it is generally accepted to be a seller's market.



Contact me for your FREE personalized home value report!

sommerc@remax.net • (360) 647-8049 • BestBellinghamHomes.com

RE/MAX Whatcom County, Inc. • 1937 Lake Whatcom Boulevard • Bellingham, WA 98229