

MARKET REPORT

FERNDALE REAL ESTATE - APRIL 2017



MARKET HIGHLIGHTS
 HOME PRICES ARE INCREASING
 INVENTORY IS DECREASING
 STILL A SELLERS MARKET



AVERAGE SOLD PRICE



\$345,000

PRICE TREND

\$350,000 APRIL
 -1.4% CHANGE 1MTH
 +5.8% CHANGE 1YR



NEW LISTINGS

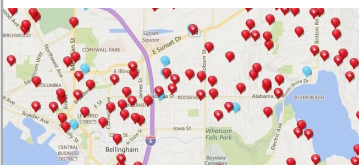
45



52 IN APRIL
 -16% CHANGE 1MTH
 -27% CHANGE 1YR

ACTIVE LISTINGS

78



79 IN APRIL
 -1.3% CHANGE 1MTH
 -10.3% CHANGE

SOLD LISTINGS


28



40 IN APRIL
 -30% CHANGE 1MTH
 -39% CHANGE 1YR

MEDIAN PRICE

\$370,000
 \$334,000 APRIL
 +11% CHANGE 1MTH
 +17% CHANGE 1YR



INFO

All reports are published June 2017, based on data available at the end of May 2017, from TrendGraphix. This representation is based in whole or in part on data supplied by the NWMLS. Neither the Board or its MLS guarantees or is in any way responsible for its accuracy. Data maintained by the Board or its MLS may not reflect all real estate activity in the market. Report reflect activity by all brokers participated in the MLS.

AVERAGE DAYS ON MARKET



62

69 IN APRIL
 -11% CHANGE 1MTH
 -37% CHANGE 1YR

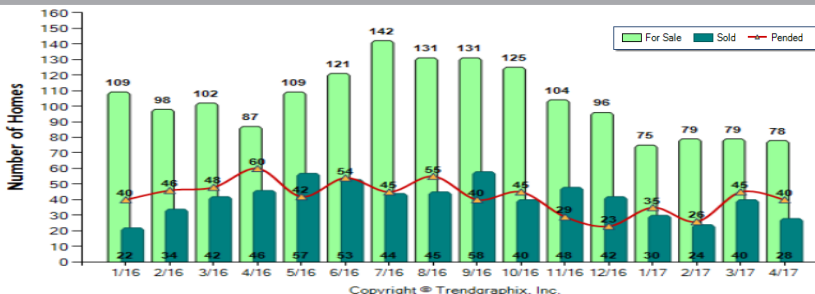
HOMES SOLD YTD

122 YTD 2017
 144 YTD 2016
 -18% CHANGE 1YR

SELLERS VS BUYERS MARKET

AS OF: 05/1/17

By custom, if absorption rate is greater than 20%, it is generally accepted to be a seller's market.



Contact me for your FREE personalized home value report!

sommerc@remax.net • (360) 647-8049 • BestBellinghamHomes.com

RE/MAX Whatcom County, Inc. • 1937 Lake Whatcom Boulevard • Bellingham, WA 98229