

MARKET REPORT

SUDDEN VALLEY REAL ESTATE - APRIL 2017

RE/MAX[®]
WHATCOM COUNTY, INC.

MARKET HIGHLIGHTS
HOME PRICES ARE INCREASING
INVENTORY IS INCREASING
STILL A SELLERS MARKET




AVERAGE SOLD PRICE



\$291,000

PRICE TREND

\$296,000 APRIL
-1.7% CHANGE 1MTH
+18% CHANGE 1YR



NEW LISTINGS

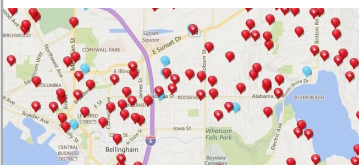
40



24 IN APRIL
+67% CHANGE 1MTH
+8% CHANGE 1YR

ACTIVE LISTINGS

35



22 IN APRIL
+59% CHANGE 1MTH
-34% CHANGE 1YR

SOLD LISTINGS


16



14 IN APRIL
+14% CHANGE 1MTH
0% CHANGE 1YR

MEDIAN PRICE

\$304,000
\$283,000 APRIL
+7.4% CHANGE 1MTH
+16.5% CHANGE 1YR



INFO

All reports are published June 2017, based on data available at the end of May 2017, from TrendGraphix. This representation is based in whole or in part on data supplied by the NWMLS. Neither the Board or its MLS guarantees or is in any way responsible for its accuracy. Data maintained by the Board or its MLS may not reflect all real estate activity in the market. Report reflect activity by all brokers participated in the MLS.

AVERAGE DAYS ON MARKET



16 IN APRIL
+38% CHANGE 1MTH
-41% CHANGE 1YR

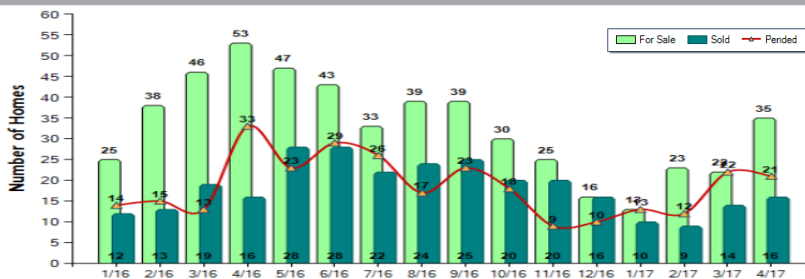
HOMES SOLD YTD

49 YTD 2017
60 YTD 2016
-22% CHANGE 1YR

SELLERS VS BUYERS MARKET

AS OF: 05/1/17

By custom, if absorption rate is greater than 20%, it is generally accepted to be a seller's market.



Sommer Cronck
REALTOR



Contact me for your FREE personalized home value report!

sommerc@remax.net • (360) 647-8049 • BestBellinghamHomes.com

RE/MAX Whatcom County, Inc. • 1937 Lake Whatcom Boulevard • Bellingham, WA 98229