

MARKET REPORT

FERNDALE REAL ESTATE - AUGUST 2017



MARKET HIGHLIGHTS
 HOME PRICES ARE INCREASING
 INVENTORY IS INCREASING
 STILL A SELLERS MARKET



AVERAGE SOLD PRICE



\$378,000

PRICE TREND

\$358,000 JULY
 +5.6% CHANGE 1MTH
 +12.8% CHANGE 1YR



NEW LISTINGS

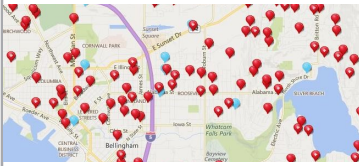
73



58 IN JULY
 +25.9% CHANGE 1MTH
 +27.7% CHANGE 1YR

ACTIVE LISTINGS

117



106 IN JULY
 +10.4% CHANGE
 -17% CHANGE 1YR

SOLD LISTINGS

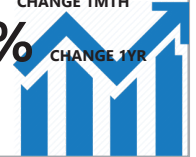
48



54 IN JULY
 +12.5% CHANGE
 0% CHANGE 1YR

MEDIAN PRICE

\$350,000
 \$325,000 JULY
 +7.7% CHANGE 1MTH
 +13.6% CHANGE 1YR



INFO

All reports are published September 2017, based on data available at the end of August 2017, from TrendGraphix. This representation is based in whole or in part on data supplied by the NWMLS. Neither the Board or its MLS guarantees or is in any way responsible for its accuracy. Data maintained by the Board or its MLS may not reflect all real estate activity in the market. Report reflect activity by all brokers participated in the MLS.

AVERAGE DAYS ON MARKET



67

51 IN JULY
 +31.4% CHANGE 1MTH
 +55.8% CHANGE 1YR

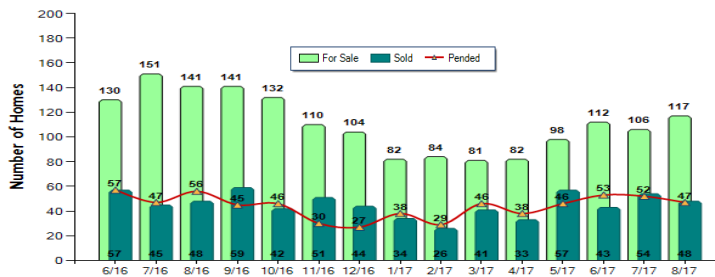
HOMES SOLD YTD

336 YTD 2017
 360 YTD 2016
 +7.1% CHANGE 1YR

MARKET SIGNS

SELLERS VS BUYERS MARKET AS OF: 8/1/17

By custom, if absorption rate is greater than 20%, it is generally accepted to be a seller's market.



Contact me for your FREE personalized home value report!

sommerc@remax.net • (360) 647-8049 • BestBellinghamHomes.com

RE/MAX Whatcom County, Inc. • 1937 Lake Whatcom Boulevard • Bellingham, WA 98229