

# MARKET REPORT

SUDDEN VALLEY REAL ESTATE - OCTOBER 2017

**RE/MAX**  
WHATCOM COUNTY

**MARKET HIGHLIGHTS**  
HOME PRICES ARE INCREASING  
INVENTORY IS INCREASING  
STILL A SELLERS MARKET



## AVERAGE SOLD PRICE



**\$266,000**

## PRICE TREND

**\$321,000** SEPT  
**-17.1%** CHANGE 1MTH  
**+3.9%** CHANGE 1YR



## NEW LISTINGS

**22**



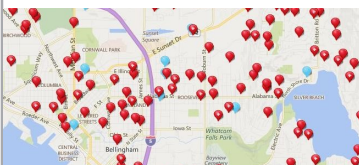
**22** IN SEPT

**0%** CHANGE 1MTH

**+46.7%** CHANGE 1YR

## ACTIVE LISTINGS

**41**



**57** IN SEPT

**-28.1%** CHANGE 1MTH

**+36.7%** CHANGE 1YR

## SOLD LISTINGS

**18**



**16** IN SEPT

**+12.5%** CHANGE 1MTH

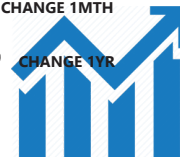
**-10%** CHANGE 1YR

## MEDIAN PRICE

**\$260,000**  
**\$285,000** SEPT

**-8.8%** CHANGE 1MTH

**+.39%** CHANGE 1YR



## INFO

All reports are published November 2017, based on data available at the end of October 2017, from TrendGraphix. This representation is based in whole or in part on data supplied by the NWMLS. Neither the Board or its MLS guarantees or is in any way responsible for its accuracy. Data maintained by the Board or its MLS may not reflect all real estate activity in the market. Report reflect activity by all brokers participated in the MLS.

## AVERAGE DAYS ON MARKET



**39**

**25** IN AUG

**+56%** CHANGE 1MTH

**-35%** CHANGE 1YR

## HOMES SOLD YTD

**196** YTD 2017

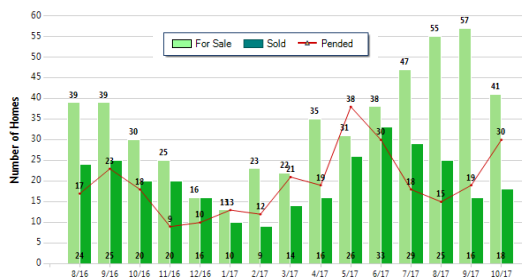
**207** YTD 2016

**-5.3%** CHANGE 1YR

## MARKET SIGNS

### SELLERS VS BUYERS MARKET AS OF: 10/1/17

By custom, if absorption rate is greater than 20%, it is generally accepted to be a seller's market.



**Sommer Cronck**  
REALTOR



Contact me for your FREE personalized home value report!

sommerc@remax.net • (360) 647-8049 • BestBellinghamHomes.com

RE/MAX Whatcom County, Inc. • 1937 Lake Whatcom Boulevard • Bellingham, WA 98229