

MARKET REPORT

SUDDEN VALLEY REAL ESTATE - MAY 2016

RE/MAX[®]
WHATCOM COUNTY, INC.

MARKET HIGHLIGHTS
HOME PRICES ARE SLIGHTLY INCREASING
INVENTORY IS DECREASING
STILL A SELLERS MARKET



AVERAGE SOLD PRICE



\$253,000

PRICE TREND

\$247,000^{APR}


+2.7% CHANGE 1MTH

+10% CHANGE 1YR



NEW LISTINGS

26



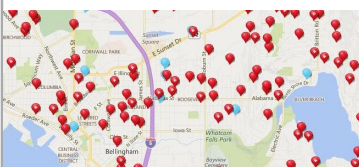
38 IN APRIL

-46.1% CHANGE 1MTH

+13% CHANGE 1YR

ACTIVE LISTINGS

47



53 IN APRIL

-11.3% CHANGE 1MTH

-20.3% CHANGE 1YR

SOLD LISTINGS

26



16 IN APRIL

+62.2% CHANGE 1MTH

+18.2% CHANGE 1YR

MEDIAN PRICE

\$251,000

\$261,000^{APR}

-3.9% CHANGE 1MTH

-9.1% CHANGE 1YR



INFO

All reports are published June 2016, based on data available at the end of May 2016, from TrendGraphix. This representation is based in whole or in part on data supplied by the NWMLS. Neither the Board or its MLS guarantees or is in any way responsible for its accuracy. Data maintained by the Board or its MLS may not reflect all real estate activity in the market. Report reflect activity by all brokers participated in the MLS.

AVERAGE DAYS ON MARKET



31 IN APRIL

-71% CHANGE 1MTH

-18.5% CHANGE 1YR

HOMES SOLD YTD

69 YTD 2016

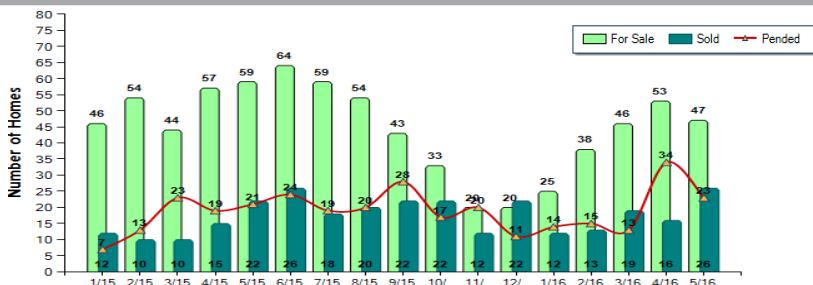
86 YTD 2015

-24.6% CHANGE 1YR

MARKET SIGNS

SELLERS VS BUYERS MARKET AS OF: 6/1/16

By custom, if absorption rate is greater than 20%, it is generally accepted to be a seller's market.



Contact me today for your FREE home value report!

sommerc@remax.net • (360) 389-1671 • BestBellinghamHomes.com

RE/MAX Whatcom County, Inc. • 1937 Lake Whatcom Boulevard • Bellingham, WA 98229