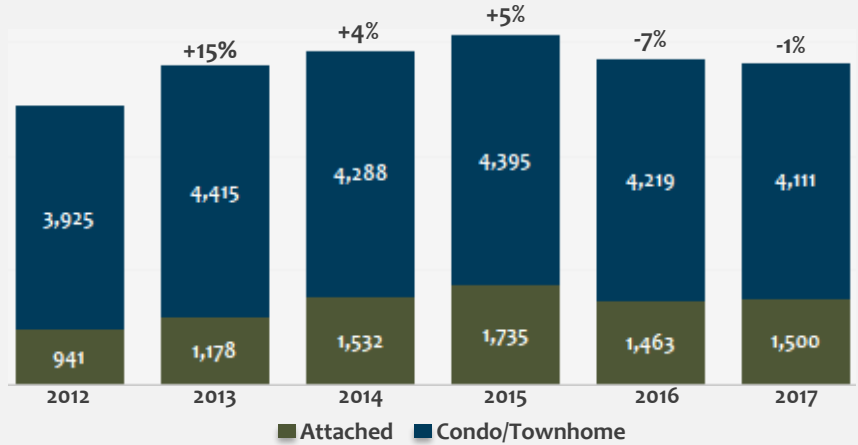


Home Sales

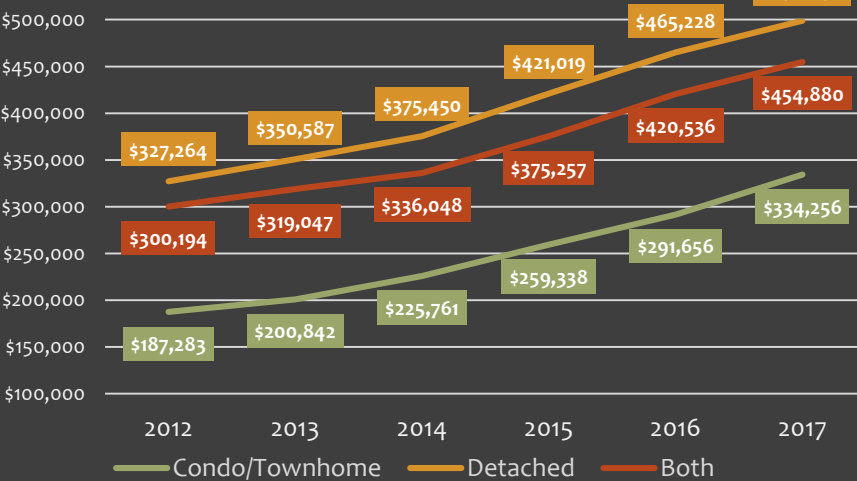
After seeing an increase of more than 20% from April to May, home sales saw a month-over-month decrease of 4%. Sales also decreased slightly as compared to last year, down 1%.

Sales are keeping pace with numbers we've seen over the last 5 years.

Home Sales Monthly Change
 June 2017 5,611
 May 2017 5,822
-4%



Average Sold Prices



Sold Prices

The average sold price for a single family home eclipsed the \$450,000 mark for the first time ever, reaching \$454,880. Average home sales prices are up 3% month over month and 8% year over year. At \$498,892, the average price for a single family detached home up was up 2% as compared to last month. The average price of a condo-townhome saw a 6% increase, reaching \$334,256.

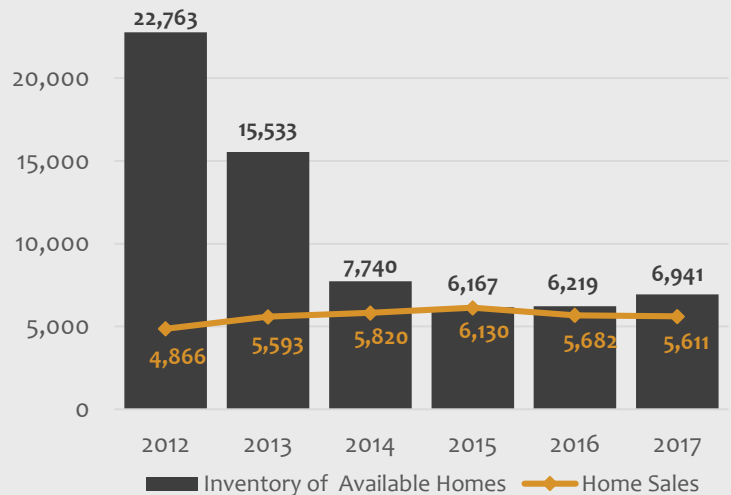
Sold Prices Monthly Change
 June 2017 \$454,880
 May 2017 \$440,351
+3%

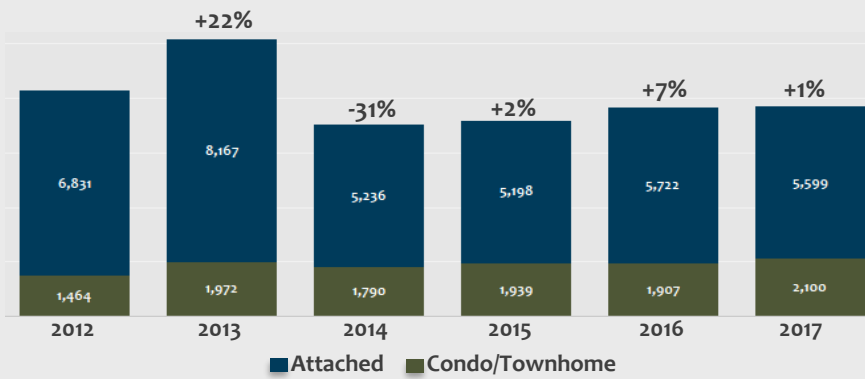
Supply & Demand

The Denver Metro Housing Market saw a slight, but welcome, increase in the number of available homes for sale in June. However, continued demand held inventory at near record-low levels. At the end of the month, 6,941 homes were on the market, 9% more than last month and 12% more than this time last year.

At the current sales pace, there are enough listings on the market to last 5 weeks.

Active Listings Monthly Change
 June 2017 6,941
 May 2017 6,091
+9%





New Listings

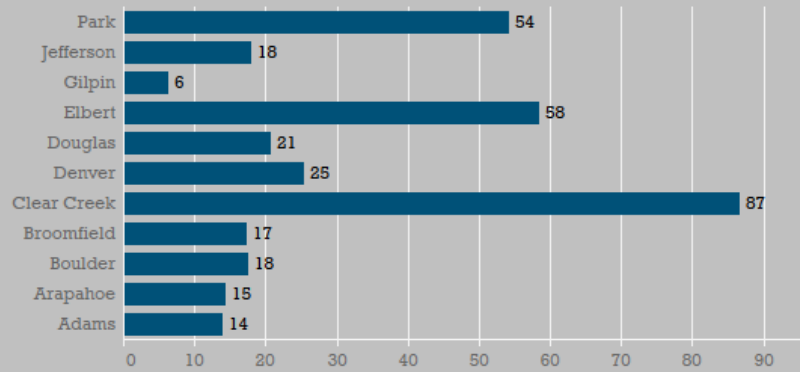

In June, 7,699 new listings of homes for sale hit the market, a 6% increase compared to last month, and a year-over-year increase of 1%. June saw 2% fewer detached homes come on the market as compared to last year.

Monthly Change
 June 2017: 7,699
 May 2017: 7,526
+2%



Days on Market

Homes continue to sell quickly throughout the Denver Metro Area, spending an average of 20 days on the market, 1 day less than this time last month, and 1 day longer than this time last year.

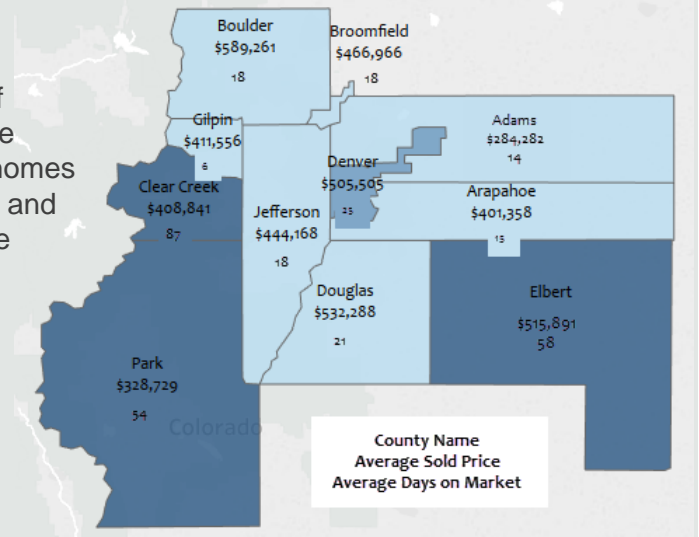
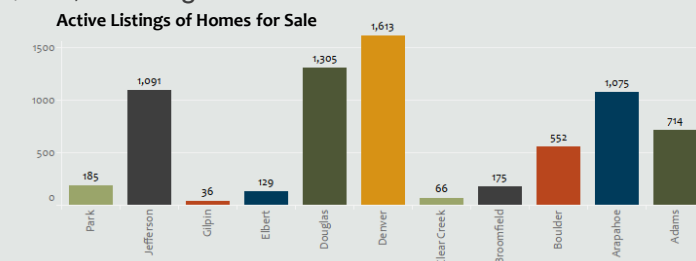


6,941 Total Active Listings	\$454,880 Average Sold Price	5,611 Total Listings Sold	20 Average Days on Market
7,699 Total New Listings	\$390,000 Median Sold Price	6,297 Total Listings Under Contract	5 Weeks of Inventory



County by County

In June, the County of Denver had the most active listings of homes for sale, followed by Douglas County. Homes sold the quickest in Gilpin and Arapahoe Counties. Boulder County homes had the highest average home price, while homes in Adams and Park counties offered average sales prices that remain in the \$300,000 range.



Greater Denver Metro Area Counties:

Adams, Arapahoe, Boulder, Broomfield, Clear Creek, Denver, Douglas, Elbert, Gilpin, Jefferson, and Park