


HOME SALES

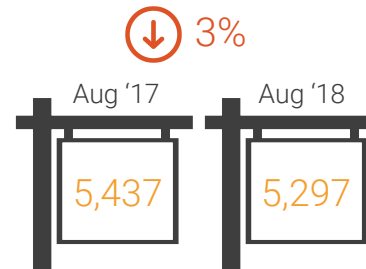
August '17 August '18
5,731 vs. 5,455

↓ 5%

NEW LISTINGS



UNDER CONTRACT

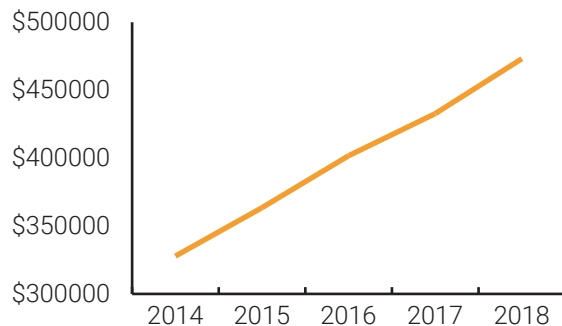


AVERAGE DAYS ON MARKET



↑ 2 days

AVERAGE SOLD PRICE FOR SINGLE FAMILY HOMES



August '17 \$432,722
August '18 \$473,115

↑ 9%

WEEKS OF INVENTORY

↑ 1.5 weeks

