

Ancient History-Based Writing Lessons

Support Webinar: Unit 7

Inventive Writing

Welcome, Teachers, Tutors, and Parents!


Please introduce yourself in the chat box:

- Where are you from?
- How many years have you been teaching Structure and Style?
- What grade levels/ages do you teach?

Andrew Pudewa

Founder and Director

Institute for Excellence in Writing



IEW.com/AHW-TS




Listen. Speak. Read. Write. Think!

IEW® and Structure and Style® are registered trademarks of the Institute for Excellence in Writing, L.L.C.

Welcome!

A few instructions for those new to an IEW webinar

- Q&A box:
 - Only a few staff members and I will see what you type.
 - I'll answer as I'm able.
- Public Chat box:
 - All can see your comments.
 - Use this area to “pass notes in class.”
 - I'll pretty much ignore this area, but our staff will monitor and repost to me if deemed necessary.
- Links on the slides and in the chat box are “[live](#).”
- If you can't hear, try exiting and returning.
- Don't worry, we can't hear or see you.
- Yes, this webinar will be recorded and will be posted at IEW.com/webinar-archives



Tonight's Outline



- ✓ Identifying Today's Audience
- ✓ Tools for Teaching This Course
- ✓ Pacing IEW's Nine Structural Models
- ✓ Goals and Best Practices for Unit 7, Lessons 20–24 in *Ancient History-Based Writing Lessons*
- ✓ Demonstration: Let's try one together!
- ✓ Pacing of IEW's Stylistic Techniques
- ✓ Questions and Answers
- ✓ Announcing the Winner of Tonight's \$100 IEW Gift Certificate



Who is this webinar for?

- teachers and tutors who have gone through the [TWSS](#)
- homeschool co-op or hybrid school tutors or teachers
- full-time schoolteachers
- homeschool teachers
Includes afterschool “homeschoolers”



Tools You Should Have

Teaching Writing: Structure and Style


- IEW.com/TWSS
- Premium Membership
 - IEW Checklist Generator™
 - TWSS Streaming
 - *Mini Posters*
 - *Student Resource Packet*
 - etc.



Tools You Should Have

Ancient History-Based Writing Lessons

- IEW.com/AHW-TS
- Teacher's Manual includes suggested answers.
- Each student needs his or her own book.
- The Student Book may be reproduced if used by multiple children within an immediate family.



Unit 7: Lessons 20–24

Tools You Should Have

Ancient History-Based Writing Lessons

The Blue Page:

- Reproducible Checklists
- Advanced Additions
- Simplified Source texts
- Exemplars



Accessing Your Downloads

Student Book

The purchase of this book allows its owner access to PDF downloads of the following:

- the optional *U.S. History-Based Writing Lesson Reproducible Checklists* (32 pages)
- the optional *U.S. History-Based Writing Lessons Simplified Source Texts*
- the optional *U.S. History-Based Writing Lessons Advanced Additions*
- the optional *U.S. History-Based Writing Lessons Exemplars*

To download these e-resources, please follow the directions below:

1. Go to our website: IEW.com
2. Log in to your online customer account. If you do not have an account, you will need to create one.
3. After you are logged in, type this link into your address bar: IEW.com/USHESE
4. Click the checkboxes next to the names of the files you wish to place in your account.
5. Click the "Add to my files" button.
6. To access your files now and in the future, click on "Your Account" and click on the "Files" tab (one of the gray tabs).
7. Click on each file name to download the files onto your computer.

Please note: You may download and print these e-books as needed for use within your immediate family. However, this information is proprietary, and we are trusting you to be on your honor not to share it with anyone. Please see the copyright page for further details.

If you have any difficulty receiving these downloads after going through the steps above, please call 800.856.5815.

Institute for Excellence in Writing
8799 N. 387 Road
Locust Grove, OK 74352

Accessing Your Downloads

Teacher's Manual

The purchase of this book allows its owner access to:

- the optional *U.S. History-Based Writing Lessons Reproducible Checklists* (32 pages)
- the optional *U.S. History-Based Writing Lessons Simplified Source Texts*
- the optional *U.S. History-Based Writing Lessons Advanced Additions*
- the optional *U.S. History-Based Writing Lessons Exemplars*

To download these e-resources, please follow the directions below:

1. Go to our website: IEW.com
2. Log in to your online customer account. If you do not have an account, you will need to create one.
3. After you are logged in, type this link into your address bar: IEW.com/USHESE
4. Click the checkboxes next to the names of the files you wish to place in your account.
5. Click the "Add to my files" button.
6. To access your files now and in the future, click on "Your Account" and click on the "Files" tab (one of the gray tabs).
7. Click on each file name to download the files onto your computer.

Please note: You may download and print these e-books as needed for use within your immediate family. However, this information is proprietary, and we are trusting you to be on your honor not to share it with anyone. Please see the copyright page for further details.

If you have any difficulty receiving these downloads after going through the steps above, please call 800.856.5815.

Institute for Excellence in Writing
8799 N. 387 Road
Locust Grove, OK 74352



TWSS Viewing Schedule

A PDF of this schedule will be included with the recording of this webinar.

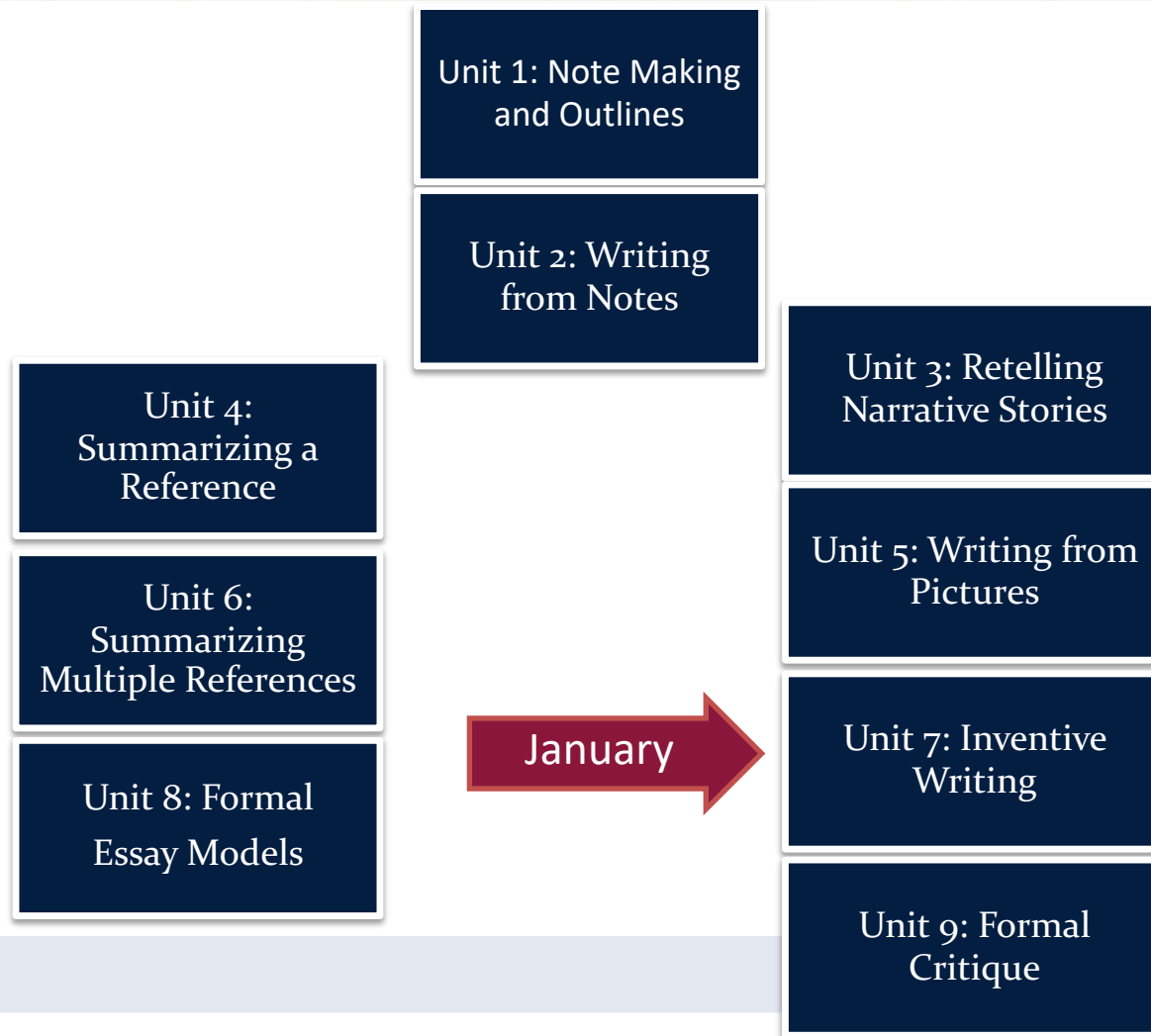
Parents need the *Seminar Workbook* and access to TWSS Streaming.

TWSS Streaming is available with Premium Membership.

CHAPTER TITLE	Watch Part
Clip 6 December	0:53:5
VIDEO-06 SUMMARIZING MULTIPLE REFERENCES	0:00:3
Structural Unit 6: Summarizing Multiple References	0:03:4
Model for Unit 6: Elephants	0:22:4
Paper Management	0:11:3
Student Samples	0:02:5
Practicum for Unit 6: Elephants	0:12:2
Alternative Source Materials	Option
Practicum Instructions for Unit 6	0:00:1
Stylistic Techniques: Advanced Dress-Ups	Option
Clip 7 January	1:09:0
VIDEO-07 INVENTIVE WRITING	0:00:3
Structural Unit 7: Inventive Writing	0:12:4
The "My Dog" Model	0:16:3
Model and Practicum for Unit 7	0:31:2
Observations about a 5¶ Structure	0:07:0
Working with Younger Children	Option
Author Imitation	Option
Practicum Instructions for Unit 7	0:00:5
Clip 8 February	0:52:5
VIDEO-08 FORMAL ESSAY MODELS	0:00:3
Structural Unit 8: Formal Essay Models	0:01:3
Basic Essay "Champlain" Model and Variations	0:23:4
Purpose and Goals of Writing Essays	0:19:4
Persuasive Essay Model	Option
Student Samples	Option
Super Essay	Option
Documentation and Citation	Option
Practicum Instructions for Unit 8	0:00:3
Q&A for Unit 8	0:06:4
TRIAC Model	Option
Clip 9 March	0:44:4
VIDEO-09 FORMAL CRITIQUES AND WRITING ABOUT LITERATUR	0:00:3
Structural Unit 9: Formal Critique	0:18:3
Non-Fiction Critique	0:03:4



Pacing IEW's Nine Structural Models



Best Practices for Using *Ancient History-Based Writing Lessons*, Lessons 20–24

- Equip yourself.
- Equip your parents.
- Tightly model the first lesson.
- Allow time to practice public speaking.
- Modify for abilities:
 - Use Advanced Additions or Simplified Source Texts available on the blue page.
 - Consider adapting the checklist with the IEW Checklist Generator™ (included with Premium Membership).



Unit 7: Inventive Writing

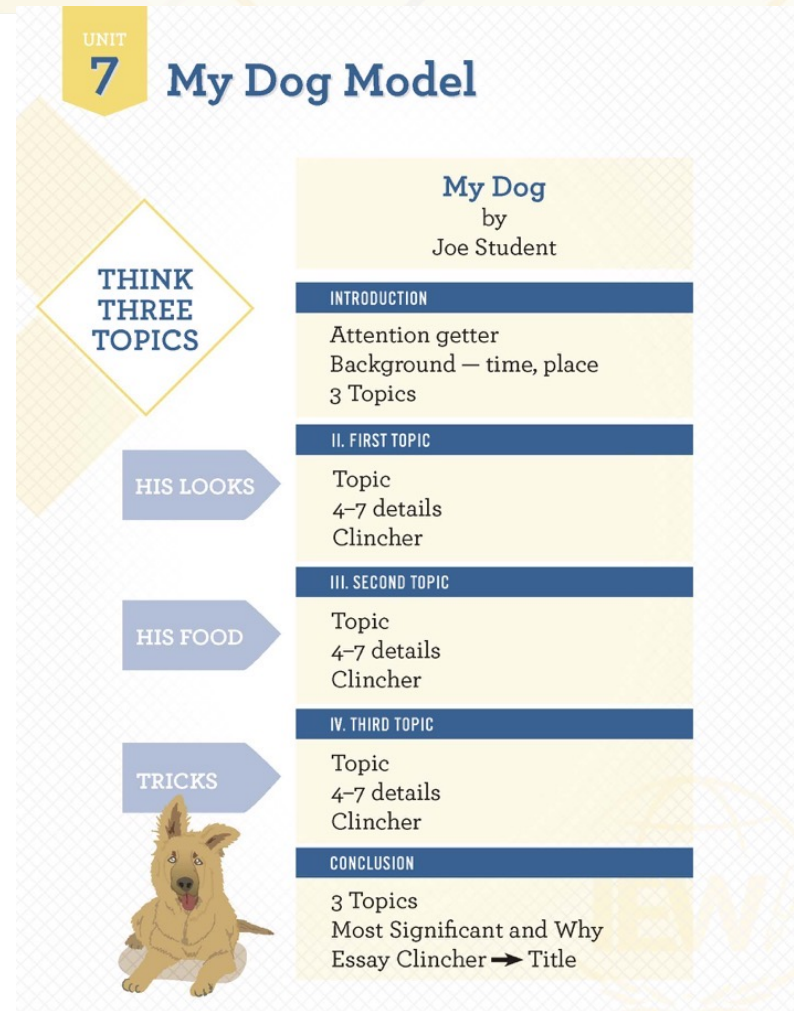
Used to be called creative writing. *Creo* = coming from nothing

Now called inventive writing. *Invenio* = finding or discovering something



Unit 7: Inventive Writing

1. Subject
Make an inventory of something you could write about OR read and analyze the provided prompt.
2. List possible topics related to that subject.
3. Choose topics.*
 - Number needed
 - Related
4. Make KWO of the body paragraphs.
5. Write body paragraphs.
6. Write conclusion (see next slide).
7. Write introduction (see next slide).



*Highlight the topics in the introductory and concluding paragraphs.

Unit 7: Inventive Writing

- **Concluding Paragraph**

- Echo or restate topics.
- What is the MOST significant/important and why?
- no ¶ topic/clincher

- **Introductory Paragraph**

- Start with an “attention getter.”
 - question
 - quotation
 - V.S.S.
 - shocking or dramatic fact
 - humor
- Include some background information.
- State topics.
- no ¶ topic/clincher

*Highlight the topics in the introductory and concluding paragraphs.

Let's try one together!

- Lesson 20: Water, Part 1

Prompt

Ancient civilizations developed around water because water is essential for life. Plants, animals, and humans depend upon water. Without it life would not exist. In addition to drinking water, people use water for sanitation, travel, and recreation.

Water is just as important today as it was in ancient times. What do you like about water, whether it be water in the ocean, a lake, a river, or in your home from a faucet or hose?



Key Word Outline

II. Topic A: _____

1. _____

2. _____

3. _____

4. _____

5. _____

(6.) _____

(7.) _____

Clincher

III. Topic B: _____

1. _____

2. _____

3. _____

4. _____

5. _____

(6.) _____

(7.) _____

Clincher

?

who?

what?

where?

how?

why?

when?

doing?

thinking?

feeling?

saying?

before?

after?

outside?



Checklist for Lesson 20

- Note that this is only for the two body paragraphs.


Lesson 20: Water, Part 1

Unit 7 Composition Checklist

Lesson 20: Water, Part 1 body paragraphs

Inventive Writing

Name: _____



Institute for
Excellence in
Writing
Since 2003, One Step at a Time

STRUCTURE

MLA format (see Appendix I) _____ 2 pts

checklist on top, final draft, rough draft, key word outline _____ 2 pts

Body

topic-clincher sentences repeat or reflect 2–3 key words (highlight or bold) _____ 5 pts

facts stay on topic _____ 5 pts

STYLE

12 13 Dress-Ups (underline one of each) (2 pts each)

-ly adverb _____ 4 pts

who/which clause _____ 4 pts

strong verb _____ 4 pts

because clause _____ 4 pts

quality adjective _____ 4 pts

www.asia clause _____ 4 pts

Sentence Openers (number; one of each as possible) (2 pts each)

[2] prepositional _____ 4 pts

[3] -ly adverb _____ 4 pts

[6] vss _____ 4 pts

CHECK FOR BANNED WORDS (-1 pt for each use): go/went, say/said, get/got
good, bad, big, small _____ pts

MECHANICS

spelling, grammar, and punctuation (-1 pt per error) _____ pts

VOCABULARY

vocabulary words - label (voc) in left margin or after sentence _____ pts

Total: _____ 50 pts
Custom Total: _____ pts

Ancient History-Based Writing Lessons: Student Book 201



Lesson 21: Water, Part 2

- Conclusion
 - Topic A _____
 - Topic B _____
 - most significant
 - Why?
 - title rule
- Introduction
 - attention getter
 - background
 - Topic 1
 - Topic 2



Checklist for Lesson 21

- No new style
- Checklist is only for introduction and conclusion.


Lesson 21: Water, Part 2

Unit 7 Composition Checklist

Lesson 21: Water, Part 2 introduction and conclusion

Name: _____

Inventive Writing



Institute for Excellence in Writing
Lessons That Make a Difference

STRUCTURE	
<input type="checkbox"/> MLA format (see Appendix I)	_____ 2 pts
<input type="checkbox"/> title centered	_____ 2 pts
<input type="checkbox"/> checklist on top, final draft, rough draft, key word outline	_____ 1 pt
Introduction	
<input type="checkbox"/> introduction includes attention getter, background information, and states topics (bold or highlight)	_____ 10 pts
Body	
<input type="checkbox"/> insert body paragraphs	_____ 2 pts
Conclusion	
<input type="checkbox"/> conclusion restates topics (bold or highlight) and indicates most significant/why	_____ 10 pts
<input type="checkbox"/> final sentence repeats 1–3 key words for the title	_____ 2 pts
STYLE	
11 14 Dress-Ups (underline one of each) (2 pts each)	
<input type="checkbox"/> -ly adverb	_____ 4 pts
<input type="checkbox"/> who/which clause	_____ 4 pts
<input type="checkbox"/> strong verb	_____ 4 pts
<input type="checkbox"/> quality adjective	_____ 4 pts
<input type="checkbox"/> www.asia.b clause	_____ 4 pts
Sentence Openers (number; one of each as possible) (2 pts each)	
<input type="checkbox"/> [2] prepositional	_____ 4 pts
<input type="checkbox"/> [3] -ly adverb	_____ 4 pts
<input type="checkbox"/> [5] clausal - www.asia.b	_____ 4 pts
<input type="checkbox"/> [6] vss	_____ 4 pts
CHECK FOR BANNED WORDS (-1 pt for each use): go/went, say/said, get/got good, bad, big, small	_____ pts
MECHANICS	
<input type="checkbox"/> spelling, grammar, and punctuation (-1 pt per error)	_____ pts
VOCABULARY	
<input type="checkbox"/> vocabulary words - label (voc) in left margin or after sentence	_____ pts
<p>Total: _____ 65 pts</p> <p>Custom Total: _____ pts</p>	

Ancient History-Based Writing Lessons: Student Book

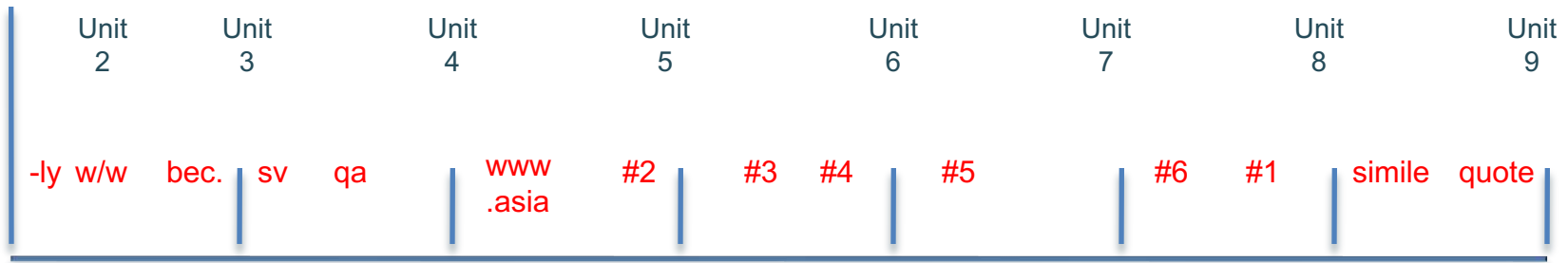
211



Stylistic Techniques: Pacing

- Techniques should be “dripped” in as they become easy.

EZ+1



Advanced Additions for More Experienced Students of Structure and Style

UNIT 7: INVENTIVE WRITING

Lesson 20	Water, Part 1	43
	<i>Extra Paragraph</i>	
	<i>Additional Style Practice</i>	
Lesson 21	Water, Part 2	46
	<i>New Attention Getter: Anecdotal Opener</i>	
Lesson 22	Ancient Wonders, Part 1	49
	<i>Additional Style Practice</i>	
Lesson 23	Ancient Wonders, Part 2	52
	<i>New Decoration: 3sss</i>	



IEW Checklist Generator™



- Available only to IEW Premium Members
- Become a Premium Member one of three ways:
 - Buy the IEW.com/TWSS2-D or (TWSS Seminar with DVDs).
 - Buy the IEW.com/TWSS2-PREM or (TWSS Seminar).
 - Buy the IEW.com/TWSS2-PREM-GO (just the Premium Membership).
- Premium Membership annual renewal fee is \$39.



Questions and Answers



We're here to help!

- [Accreditation](#) and [CEUs](#)
- [Podcasts](#)
- [Forum](#)
- [Blogs](#)
- [Facebook](#) and other groups
- [Magalog](#)
- IEW's [Customer Service](#) Team



Winter Retreat

We hope you'll join us!

- **Cultivating Language Arts in the Classroom**
- **Structure and Style for Students in the Classroom**
- **Fix-It! Grammar in the Classroom**
- **Roundtable Discussion for Teachers**



After the conference the recording will be available on IEW's YouTube channel!
[YouTube.com/user/iewtv](https://www.youtube.com/user/iewtv)



Announcing the Winner of Tonight's \$100 IEW Gift Card

See you next month!

Congratulations!



[IEW.com/webinar](https://www.iew.com/webinar)

2/07/22 U.S. History-Based Writing
Lessons Support for Unit 8

3/14/22 U.S. History-Based Writing
Lessons Support for Unit 9

4/11/22 Ask Andrew Anything



Winter Retreat

We hope you'll join us!

- **Cultivating Language Arts in the Classroom**
- **Structure and Style for Students in the Classroom**
- **Fix-It! Grammar in the Classroom**
- **Roundtable Discussion for Teachers**



After the conference the recording will be available on IEW's YouTube channel!
[YouTube.com/user/iewtv](https://www.youtube.com/user/iewtv)

