

Fix It![®] Grammar

Mowgli and
Shere Khan

STUDENT BOOK
LEVEL 4

Pamela White

Copyright Policy

Fix It! Grammar: Mowgli and Shere Khan, Student Book Level 4

Fourth Edition version 5, January 2022

PDF version 1

Copyright © 2022 Institute for Excellence in Writing

ISBN 978-1-62341-363-7

Our duplicating/copying policy for *Fix It! Grammar: Mowgli and Shere Khan*, Student Book Level 4:

All rights reserved.

No part of this book may be reproduced, stored in a retrieval system, or transmitted in any form or by any means, electronic, mechanical, photocopying, recording, or otherwise, without the prior written permission of the publisher, except as provided by U.S.A. copyright law and the specific policy below:

Home use: The purchaser may copy this Student Book for use by multiple children within his or her immediate family. Each family must purchase its own Student Book.

Small group or co-op classes: Each participating student or family is required to purchase a Student Book. A teacher may not copy from this Student Book.

Classroom teachers: A Student Book must be purchased for each participating student. A teacher may not copy from this Student Book.

Additional copies of this Student Book may be purchased from IEW.com/FIX-L4-S

Institute for Excellence in Writing (IEW®)

8799 N. 387 Road

Locust Grove, OK 74352

800.856.5815

info@IEW.com

IEW.com

IEW®, Structure and Style®, and Fix It!® are registered trademarks of the Institute for Excellence in Writing, L.L.C.

Contributors

Sabrina Cardinale

Heidi Thomas

Denise Kelley

Designer

Melanie Anderson

Instructions

The list below shows the components to each *Fix It! Grammar* weekly exercise.

Although **Mark It** is listed before **Fix It**, the student may choose to **Fix It** first and then **Mark It**. This is acceptable because the *Fix It! Grammar* exercises are like a word puzzle. The goal is to complete the lists at the top of the student page for each passage.

Students should discuss their work with the teacher after working through each daily passage. However, older students may work with their teacher on a weekly basis. Students should actively be involved in comparing their work with the Teacher's Manual. The repetition of finding and fixing their own mistakes allows them to recognize and avoid those mistakes in the future.

Fix It! Grammar should be treated as a game. Keep it fun!

Learn It! On the first day of the new Week, read through the Learn It section. Each Learn It covers a concept that the student will practice in future passages. Instructions for marking and fixing passages are included in each Learn It.

Read It! Read the day's passage.
Look up the bolded vocabulary word in a dictionary and pick the definition that fits the context of the story. Maintain a list of vocabulary words and their definitions.
The vocabulary definitions are printed in the Teacher's Manual.

Mark It! Mark the passage using the guide at the top of the daily practice page.

Fix It! Correct the passage using the guide at the top of the daily practice page. The Teacher's Manual includes detailed explanations for grammar concepts and punctuation in each daily passage.

Rewrite It! After marking, correcting, and discussing the passage with the teacher, copy the corrected passage on the lines provided or into a separate notebook.

- Copy the corrected story, not the editing marks.
- Indent and use capital letters properly.
- Copy the corrected punctuation.

Appendix I Complete Story Familiarize yourself with the story that you will be editing by reading the complete story found in Appendix I.

Appendix II Collection Pages Look for strong verbs, quality adjectives, and -ly adverbs in this book and write them on the collection pages in Appendix II.

Appendix III Lists Refer to the lists found in Appendix III to quickly identify pronouns, prepositions, verbs, and conjunctions.


Appendix IV Grammar Glossary Reference the Grammar Glossary found in Appendix IV of the Teacher's Manual for more information about the concepts taught in the *Fix It! Grammar* series.

Editing Marks

 indent


 insert


 delete

 capitalize

 lowercase

 reverse order

 add a space

 close the space

Helpful Hints

Use different colors for **Mark It** and **Fix It**.

Additional Resource

Fix It! Grammar Cards are an optional product that will enhance the *Fix It! Grammar* learning experience.

Fix It! Grammar Cards

Thirty full color grammar cards highlight key *Fix It! Grammar* concepts for quick and easy reference.

For a more relaxed and entertaining way to drill and review grammar concepts learned, instructions for a download of multiple game ideas are included in the card pack.

Fix It! Grammar Cards are beautifully designed and come in a sturdy card box for easy storage.

IEW.com/FIX-GC



On the chart below *Fix It! Grammar Cards* are listed in the order that the information is taught in this book. Some cards are not introduced until future books.

WEEK	<i>Fix It! Grammar Cards for Mowgli and Shere Khan Level 4</i>
1	Editing Marks, Indentation, Capitalization, Title, Noun, Pronoun, Preposition, Number Words and Numerals
2	Subject-Verb Pair, Clause, Verb, Linking Verb, Helping Verb, Sentence Openers
3	Conjunction, Coordinating Conjunction, Prepositional Phrase
4	Adjective, Dependent Clause, Quotation
5	Adverb, #3 -ly Adverb Opener, www Word
6	Apostrophes, Indefinite Pronoun
8	Run-On
9	Interjection
13	#4 -ing Opener
17	Commas with Adjectives before a Noun
Not Used	Comparative and Superlative Adjectives and Adverbs

Scope and Sequence

Week numbers indicate when a concept is introduced or specifically reinforced in a lesson. Once introduced the concept is practiced throughout the book.

Week	1	2	3	4	5	6	7	8	9	10	11	12	13	14	15	16	17	18	19	20	21	22	23	24	25	26	27	28	29	30
------	---	---	---	---	---	---	---	---	---	----	----	----	----	----	----	----	----	----	----	----	----	----	----	----	----	----	----	----	----	----

Parts of Speech

Noun	1																													
subject noun	2																													
noun of direct address									10																					
plural noun					6																									
Pronoun	1	2																												
personal pronoun	1																													
subject pronoun	2				5			9																						
indefinite pronoun					6	7																								
possessive pronoun			4		7																									
demonstrative pronoun					7																									
reflexive pronoun	1						8																							
interrogative pronoun				5							12																			
unclear pronoun																											28			
Preposition	1										13	14																		
Verb																														
action verb	2																													
linking verb	2																													
helping verb	2																													
phrasal verb	3																													
subject/verb agreement					6		9																							
verb tense					7					11																				
verb phrase										11					16															
Conjunction		3																		20										
coordinating		3							10											20										
subordinating									11											20										
Adjective			4																											
article adjective	1																													
possessive adjective			4		6	8																								
coordinate adjectives																	18								25					
cumulative adjectives																	17								25					
compound adjective																										26				
Adverb				5																										
interrogative adverb								9																						
Interjection								9																						

	Week																													
Capitalization	1	2	3	4	5	6	7	8	9	10	11	12	13	14	15	16	17	18	19	20	21	22	23	24	25	26	27	28	29	30
First Word of Sentence	1																													
Proper Noun	1																													
Proper Adjective	1																													
Personal Pronoun I	1																													
Interjection								9																						
Quotation Marks				4		6																								

Punctuation

End Marks																														
period	1																													
question mark	1																													
exclamation mark	1			5			9																							
quotation marks			4	5																										
Commas																														
a and b		3							10																					
a, b, and c		3							10																					
MC, cc MC							9	10																						
prepositional phrase		3								14		16																		
who/which clause			4													19														
quotations			4																											
that clause						7														23										
interjection								9													24									
noun of direct address									10																					
#2 prepositional opener		3											14	15	16															
#3 -ly adverb opener				5										15																
adverb clause									11																					
#5 clausal opener				5						11				15																
comma splice							8	9																						
cumulative adjectives																17									25					
coordinate adjectives																	18								25					
#4 -ing opener												13		15	16					21										
unnecessary commas																								24				29		
Quotation Marks			4		6																									
Apostrophes																														
contraction					6																									
possessive adjective					6		8																							
Hyphens																														
compound adjective																										26				

	Week																														
Clauses	1	2	3	4	5	6	7	8	9	10	11	12	13	14	15	16	17	18	19	20	21	22	23	24	25	26	27	28	29	30	
Who/Which Clause				4								12							19		21	22									
That Clause							7					12											23								
Adverb Clause					5						11	12		14																	
Dependent Clause				4			7				11	12											23								
Main Clause		2										12																27			

Phrases

prepositional phrase	1	3							13	14		16																					
verb phrase								11				16																					
participial (-ing) phrase										13		16				21											27						

Homophones

Whose/Who's																					22										
-------------	--	--	--	--	--	--	--	--	--	--	--	--	--	--	--	--	--	--	--	--	----	--	--	--	--	--	--	--	--	--	--

Other Concepts

Indentation	1																																																																																																																																																																																																																																																																																																																																																																																																																																																																																																																																																																																																																																																																																																																																																																																																																																																																																																																																																																																																																																																																																																																																																																																																																																																																																																																																																																																																																		
-------------	---	--	--	--	--	--	--	--	--	--	--	--	--	--	--	--	--	--	--	--	--	--	--	--	--	--	--	--	--	--	--	--	--	--	--	--	--	--	--	--	--	--	--	--	--	--	--	--	--	--	--	--	--	--	--	--	--	--	--	--	--	--	--	--	--	--	--	--	--	--	--	--	--	--	--	--	--	--	--	--	--	--	--	--	--	--	--	--	--	--	--	--	--	--	--	--	--	--	--	--	--	--	--	--	--	--	--	--	--	--	--	--	--	--	--	--	--	--	--	--	--	--	--	--	--	--	--	--	--	--	--	--	--	--	--	--	--	--	--	--	--	--	--	--	--	--	--	--	--	--	--	--	--	--	--	--	--	--	--	--	--	--	--	--	--	--	--	--	--	--	--	--	--	--	--	--	--	--	--	--	--	--	--	--	--	--	--	--	--	--	--	--	--	--	--	--	--	--	--	--	--	--	--	--	--	--	--	--	--	--	--	--	--	--	--	--	--	--	--	--	--	--	--	--	--	--	--	--	--	--	--	--	--	--	--	--	--	--	--	--	--	--	--	--	--	--	--	--	--	--	--	--	--	--	--	--	--	--	--	--	--	--	--	--	--	--	--	--	--	--	--	--	--	--	--	--	--	--	--	--	--	--	--	--	--	--	--	--	--	--	--	--	--	--	--	--	--	--	--	--	--	--	--	--	--	--	--	--	--	--	--	--	--	--	--	--	--	--	--	--	--	--	--	--	--	--	--	--	--	--	--	--	--	--	--	--	--	--	--	--	--	--	--	--	--	--	--	--	--	--	--	--	--	--	--	--	--	--	--	--	--	--	--	--	--	--	--	--	--	--	--	--	--	--	--	--	--	--	--	--	--	--	--	--	--	--	--	--	--	--	--	--	--	--	--	--	--	--	--	--	--	--	--	--	--	--	--	--	--	--	--	--	--	--	--	--	--	--	--	--	--	--	--	--	--	--	--	--	--	--	--	--	--	--	--	--	--	--	--	--	--	--	--	--	--	--	--	--	--	--	--	--	--	--	--	--	--	--	--	--	--	--	--	--	--	--	--	--	--	--	--	--	--	--	--	--	--	--	--	--	--	--	--	--	--	--	--	--	--	--	--	--	--	--	--	--	--	--	--	--	--	--	--	--	--	--	--	--	--	--	--	--	--	--	--	--	--	--	--	--	--	--	--	--	--	--	--	--	--	--	--	--	--	--	--	--	--	--	--	--	--	--	--	--	--	--	--	--	--	--	--	--	--	--	--	--	--	--	--	--	--	--	--	--	--	--	--	--	--	--	--	--	--	--	--	--	--	--	--	--	--	--	--	--	--	--	--	--	--	--	--	--	--	--	--	--	--	--	--	--	--	--	--	--	--	--	--	--	--	--	--	--	--	--	--	--	--	--	--	--	--	--	--	--	--	--	--	--	--	--	--	--	--	--	--	--	--	--	--	--	--	--	--	--	--	--	--	--	--	--	--	--	--	--	--	--	--	--	--	--	--	--	--	--	--	--	--	--	--	--	--	--	--	--	--	--	--	--	--	--	--	--	--	--	--	--	--	--	--	--	--	--	--	--	--	--	--	--	--	--	--	--	--	--	--	--	--	--	--	--	--	--	--	--	--	--	--	--	--	--	--	--	--	--	--	--	--	--	--	--	--	--	--	--	--	--	--	--	--	--	--	--	--	--	--	--	--	--	--	--	--	--	--	--	--	--	--	--	--	--	--	--	--	--	--	--	--	--	--	--	--	--	--	--	--	--	--	--	--	--	--	--	--	--	--	--	--	--	--	--	--	--	--	--	--	--	--	--	--	--	--	--	--	--	--	--	--	--	--	--	--	--	--	--	--	--	--	--	--	--	--	--	--	--	--	--	--	--	--	--	--	--	--	--	--	--	--	--	--	--	--	--	--	--	--	--	--	--	--	--	--	--	--	--	--	--	--	--	--	--	--	--	--	--	--	--	--	--	--	--	--	--	--	--	--	--	--	--	--	--	--	--	--	--	--	--	--	--	--	--	--	--	--	--	--	--	--	--	--	--	--	--	--	--	--	--	--	--	--	--	--	--	--	--	--	--	--	--	--	--	--	--	--	--	--	--	--	--	--	--	--	--	--	--	--	--	--	--	--	--	--	--	--	--	--	--	--	--	--	--	--	--	--	--	--	--	--	--	--	--	--	--	--	--	--	--	--	--	--	--	--	--	--	--	--	--	--	--	--	--	--	--	--	--	--	--	--	--	--	--	--	--	--	--	--	--	--	--	--	--	--	--	--	--	--	--	--	--	--	--	--	--	--	--	--	--	--	--	--	--	--	--	--	--	--	--	--	--	--	--	--	--	--	--	--	--	--	--	--	--	--	--	--	--	--	--	--	--	--	--	--	--	--	--	--	--	--	--	--	--	--	--	--	--	--	--	--	--	--	--	--	--	--	--	--	--	--	--	--	--	--	--	--	--	--	--	--	--	--	--	--	--	--	--	--	--	--	--	--	--	--	--	--	--	--	--	--	--	--	--	--	--	--	--	--	--	--	--	--	--	--	--	--	--	--	--	--	--	--	--	--	--	--	--	--	--	--	--	--	--	--	--	--	--	--	--	--	--	--	--	--	--	--	--	--	--	--	--	--	--	--	--	--	--	--	--	--	--	--	--	--	--	--	--	--	--	--	--	--	--	--	--	--	--	--	--	--	--	--	--	--	--	--	--	--	--	--	--	--	--	--	--	--	--	--	--	--	--	--	--	--	--	--	--	--	--	--	--	--	--	--	--	--	--	--	--	--	--	--	--	--	--	--	--	--	--	--	--	--	--	--	--	--	--	--	--	--	--	--	--	--	--	--	--	--	--	--	--	--	--	--	--	--	--	--	--	--	--	--	--	--	--	--	--	--	--	--	--	--	--	--	--	--	--	--	--	--	--	--	--	--	--	--	--	--	--	--	--	--	--	--	--	--	--	--	--	--	--	--	--	--	--	--	--	--	--	--	--	--	--	--	--	--	--	--	--	--	--	--	--	--	--	--	--	--	--	--	--	--	--	--	--	--	--	--	--	--	--	--	--	--	--	--	--	--	--	--	--	--	--	--	--	--

Stylistic Techniques

Strong Verb	2																															
Quality Adjective		4																														
Who/Which Clause		4							12							19	21	22														
-ly Adverb			5																													
Adverb Clause			5					11	12		14																					
#1 Subject Opener	2											15																				
#2 Prepositional Opener		3									14	15																				
#3 -ly Adverb Opener			5									15																				
#4 -ing Opener										13	15	16				21																
#5 Clausal Opener								11			15																					
#6 Vss Opener							10				15																					

Vocabulary

1 vast lame limit endanger	2 desperate strayed alerted retaliate	3 apprehension puny entrance glared	4 pack frustration boldness practical	5 annual squatting threatened considerably	6 addressed claim purchase preserve
7 eagerly thickly detect leisure	8 awkwardly carefree gaze occasions	9 mistrusted craftily content embarrassed	10 urgently shrugged concerned manipulates	11 aggressive hesitated reasoned oblivious	12 jagged bore captivity miserably
13 blow cautiously distress steadily	14 intensely accomplish responded recognize	15 potential dread anxiously taunted	16 kill descending crouched unfamiliar	17 mist concluded astounded constantly	18 hailed senseless inevitably blossomed
19 capable ascended clutched challenging	20 clumsy tension wearily approach	21 solitary succulent recently menacingly	22 decade vows protested maintained	23 influenced restored consider furiously	24 murmuring inwardly cease comprehend
25 igniting cowering consistently quivered	26 pledged betray debt frantically	27 confidently tolerate commanded respected	28 peering struck dusk blurted	29 confused confirm determined sorrow	30 pleading generosity kin varied

Contents

Weekly Lessons

Week 1	1	Week 16	91
Week 2	7	Week 17	97
Week 3	13	Week 18	103
Week 4	19	Week 19	109
Week 5	25	Week 20	115
Week 6	31	Week 21	121
Week 7	37	Week 22	127
Week 8	43	Week 23	133
Week 9	49	Week 24	139
Week 10	55	Week 25	145
Week 11	61	Week 26	151
Week 12	67	Week 27	157
Week 13	73	Week 28	163
Week 14	79	Week 29	169
Week 15	85	Week 30	175

Appendices

Appendix I: Complete Story	
Mowgli and Shere Khan	185
Appendix II: Collection Pages	
-ly Adverb	193
Strong Verb	195
Quality Adjective	197
Appendix III: Lists	
Pronoun	199
Preposition, Verb, Conjunction.....	200

SAMPLE

Learn It!

Every word belongs to a word group—a part of speech. There are eight parts of speech: noun, pronoun, verb, preposition, conjunction, adjective, adverb, interjection.



Noun

A **noun** names a person, place, thing, or idea.

A **compound noun** is two or more words combined to form a single noun. This includes proper nouns with two or more words, such as *Shere Khan*.

Article Adjective

The **article adjectives** are *a*, *an*, *the*. A noun follows an article adjective.

Pronoun

A **pronoun** replaces a noun in order to avoid repetition. It refers back to some person or thing recently mentioned known as the antecedent. Review the types of pronouns in Appendix III.

A **personal pronoun** takes the place of common and proper nouns.

A **reflexive pronoun** ends in -self (singular) or -selves (plural) and refers to the subject of the same sentence.

Preposition

A **preposition** starts a phrase that shows the relationship between a noun or pronoun and another word in the sentence. A prepositional phrase *always* begins with a preposition and ends with a noun or pronoun (called the object of the preposition). Review the prepositions in Appendix III.

Memorize It! preposition + noun (no verb)

Mark It! Write *n* above each noun. Use a single *n* for a compound noun.
Write *ar* above each article and *pr* above each pronoun.
Underline each prepositional phrase.

Shere Khan considered himself the greatest beast in the jungle.

Noun

Definition:

A noun names a person, place, thing, or idea.

Tests:

the _____

two _____

Pronoun

Definition:

A pronoun replaces a noun in order to avoid repetition.

List: Appendix III

Preposition

Definition:

A preposition starts a phrase that shows the relationship between a noun or pronoun and another word in the sentence.

Pattern:

preposition + noun
(no verb)

List: Appendix III

Numbers

Spell out numbers that can be expressed in one or two words, like *twelve* and *one hundred*.

Use a hyphen with numbers from twenty-one to ninety-nine.

Spell out ordinal numbers, like *first* and *second*.

Ordinal numbers tell the order or position in a sequence.

Fix It! Place a line through the incorrect number and write the correct word above it.

Mother Wolf had ~~6~~ ^{six} cubs. Mowgli would become her ~~7th~~ ^{seventh}.

Capitalization

Capitalize the first word of a sentence.

Capitalize proper nouns and proper adjectives.

Capitalize the personal pronoun *I*.

End Mark

Use a period at the end of a statement.

Use a question mark at the end of a question.

Use an exclamation mark at the end of a sentence that expresses strong emotion.

Indentation

An **indentation** is a blank space between the margin and the beginning of a line of text. It shows the start of a new paragraph.

In fiction (stories), there are four reasons to start a new paragraph.

New Speaker: Start a new paragraph when a new character speaks. Include the attribution with the quotation. Sentences before or after the quotation that point directly to the quotation can remain in the same paragraph.

New Topic: Start a new paragraph when the narrator or a character switches the topic.

New Place: Start a new paragraph when the story switches to a new location. If several switches are made in quick succession, such as a character's journey to find something, it may be less choppy to keep in one paragraph.

New Time: Start a new paragraph when the time changes.

Fix It!

Place three short lines below letters that should be capitalized.

Place the correct end mark at the end of each sentence.

Add the ¶ symbol or an arrow ➔ in front of each sentence that should start a new paragraph.

¶ shere khan killed some of the villagers' cows. the villagers
were enraged!

When you rewrite the passage, indent. Start the sentence on the next line and write ½ inch from the left margin.

Read It!

1 vocabulary

Mark It!

2 articles (ar)

4 nouns (n)

2 prepositional phrases**Fix It!**

1 indent

5 capitals

1 end mark

shere khan was a tiger who lived near
the **vast** wainganga river in central india

Rewrite It!

Read It!

1 vocabulary

Mark It!

1 article (ar)

5 nouns (n)

2 pronouns (pr)

2 prepositional phrases**Fix It!**

1 capital

1 end mark

1 number

the tiger could not capture wild game because
 he was **lame** in 1 foot from birth, so he attacked
 defenseless cattle instead

Rewrite It!

Read It!

1 vocabulary

Mark It!

3 nouns (n)

2 pronouns (pr)

1 prepositional phrase

Fix It!

3 capitals

1 end mark

shere khan did not **limit** himself to cattle.

sometimes he hunted man

Rewrite It!

Read It!

1 vocabulary

Mark It!

5 articles (ar)

7 nouns (n)

1 pronoun (pr)

3 prepositional phrases**Fix It!**

1 indent

2 capitals

1 end mark

the law of the jungle forbade the killing of man.

if anyone harmed a human, it would **endanger**

every beast in the jungle

Rewrite It!

Learn It!

Verb

A **verb** shows action, links the subject to another word, or helps another verb.

An **action verb** shows action or ownership.

A **linking verb** links the subject to a noun or adjective.

A **helping verb** helps an action verb or a linking verb. The helping verb is always followed by another verb.

Every verb has a subject. The subject and verb (s v) belong together.



Verb

Definition:

A verb shows action, links the subject to another word, or helps another verb.

Verb Test:

I ____ .

It ____ .

Linking Verbs

am, is, are, was,
were, be, being,
been, seem,
become, appear,
grow, remain,
taste, sound,
smell, feel, look

Helping Verbs

am, is, are, was,
were, be, being,
been, have, has,
had, do, does, did,
may, might, must,
can, will, shall,
could, would,
should

Verb Lists:
Appendix III

Subject

A **subject** is a noun or pronoun that performs a verb action. It tells who or what the clause is about.

Clause

A **clause** is a group of related words that contains both a subject and a verb.

Main Clause

A **main clause** contains a subject and a verb and expresses a complete thought, so it can stand alone as a sentence. Every sentence must have a main clause.

Find It! Read the sentence and look for the verb.
Ask, "Who or what ____ (verb)?"

Mark It! Write v above each verb and s above each subject.
Place square brackets around the main clause [MC].

s v

[The tiger knew the laws of the jungle].

Sentence Opener

A **sentence opener** is a descriptive word, phrase, or clause that is added to the beginning of a sentence. Using different sentence openers makes writing more interesting. After you mark a sentence, determine if the sentence begins with an opener that you know. If it does, mark it. Do not mark questions or quoted sentences.

#1 Subject Opener

A **#1 subject opener** is a sentence that begins with the subject of the sentence. Sometimes, an article or adjective will come before the subject, but the sentence is still a #1 subject opener.

Mark It! Write ① above the first word of a sentence that starts with a subject opener.

① s v

A young boy wandered from his village.

Strong Verb

A **strong verb** dresses up writing because it creates a strong image or feeling. A strong verb is an action verb, never a linking or helping verb. Look for strong verbs in this book and write them on the Strong Verb collection page, Appendix II.

Usage with Pronoun Agreement

A **pronoun** replaces a noun.

An **antecedent** is the word the pronoun refers to.

A **pronoun** replaces a noun in order to avoid repetition. An **antecedent** is the word the pronoun refers to.

The boy wandered. He did not hear his mother call him.

The personal pronouns *he*, *his*, and *him* refer to the noun *boy*. The noun *boy* is the antecedent of the pronouns *he*, *his*, and *him*.

A personal pronoun should agree with its antecedent in number.

Number means one (singular) or more than one (plural).

		Subjective	Objective	Possessive	
2 numbers					
singular	1st	I	me	my	mine
	2nd	you	you	your	yours
	3rd	he, she, it	him, her, it	his, her, its	his, hers, its
plural	1st	we	us	our	ours
	2nd	you	you	your	yours
	3rd	they	them	their	theirs

The boy wandered. He did not hear his mother call him.

Boy refers to one boy. Therefore, only the pronouns in the singular row can replace the word *boy*.

The boys wandered. They did not hear their mother call them.

Boys refers to more than one boy. Therefore, only the pronouns in the plural row can replace the word *boys*.

Throughout this book you will see usage errors.

Fix It!

Place a line through the incorrect pronoun and write the correct pronoun above it.

The wolves obeyed the law. ~~He~~ ^{They} could endanger others if ~~she~~ ^{they} did not. A wolf learned the law as a cub. ~~They~~ ^{He} obeyed it always.

Read It!	Mark It!	Fix It!
1 vocabulary	3 articles (ar)	2 capitals
	7 nouns (n)	1 end mark
	2 pronouns (pr)	1 usage
	2 <u>prepositional phrases</u>	
	2 [main clauses]	
	2 subject-verb pairs (s v)	
	2 openers	

the **desperate** villagers feared the beasts. he would
 send elephants and men with guns and torches into
 the jungle to kill them

Rewrite It! _____

Read It!	Mark It!	Fix It!
1 vocabulary	4 articles (ar)	1 indent
	6 nouns (n)	3 capitals
	1 pronoun (pr)	1 end mark
	2 <u>prepositional phrases</u>	1 usage
	2 [main clauses]	
	2 subject-verb pairs (s v)	
	2 openers	

shere khan ignored the law of the jungle and

hunted a boy. a toddler had **strayed** from their village

Rewrite It! _____

Read It!

1 vocabulary

Mark It!

3 nouns (n)

1 pronoun (pr)

1 prepositional phrase

2 [main clauses]

2 subject-verb pairs (s v)

2 openers

Fix It!

1 indent

5 capitals

1 end mark

1 usage

shere khan's distant roar **alerted** father wolf

to trouble. they paced angrily

Rewrite It!

Read It!

1 vocabulary

Mark It!

4 nouns (n)

1 pronoun (pr)

3 [main clauses]

3 subject-verb pairs (s v)

3 openers

Fix It!

5 capitals

1 end mark

1 usage

father wolf was worried. shere khan was hunting
again. their hunting would lead man to **retaliate**

Rewrite It!

Learn It!

Conjunction

A **conjunction** connects words, phrases, or clauses. A **coordinating conjunction** connects the same type of words, phrases, or clauses. The items must be grammatically the same: two or more adjectives, two or more prepositional phrases, and so forth.

8 Parts of Speech

Coordinating Conjunction

Definition:
A coordinating conjunction connects the same type of words, phrases, or clauses.

FANBOYS

for, and, nor, but,
or, yet, so

Comma

✗ Do not use a comma before a coordinating conjunction when it connects two items in a series unless they are main clauses. **PATTERN a and b**

“ Use commas to separate three or more items in a series. **PATTERN a, b, and c**

Mark It! Write **cc** above each coordinating conjunction.

Fix It! Insert or remove commas. Follow the comma rules.

The toddler was lively, but defenseless.

He climbed a hill, peeked inside the cave, and wandered in.

✗ a and b

“ a, b, and c

#2 Prepositional Opener

A **#2 prepositional opener** is a sentence that begins with a prepositional phrase. The first word in the sentence must be a preposition.

Comma

“ If a prepositional opener has five words or more, follow it with a comma.

If two or more prepositional phrases open a sentence, follow the last phrase with a comma.

✗ Do not put a comma in front of a prepositional phrase.

Pattern:
preposition +
noun (no verb)

Mark It! Write ② above the first word of a sentence that starts with a prepositional phrase.

Fix It! Insert or remove commas. Follow the comma rules.

② Inside the cave, the wolf cubs wrestled, with their mother.

② Inside the dark and dank cave, the wolf cubs wrestled.

Do not include the opener in the main clause square brackets.

② From the entrance of the cave, [Father Wolf watched].

Phrasal Verbs

A **phrasal verb** functions as a single verb but has another word with the verb. The combined words form an idea that is different from the two individual words.

To *cry* means to shed tears; *out* means away from. To *cry out* does not mean to weep away from but to shout something. *Cry out* is a phrasal verb.

Mark It! Write a single **v** above a phrasal verb.

The boy could not catch ^vup with the wolves.

Usage with Pronoun Agreement

A **pronoun** replaces a noun.

An **antecedent** is the word the pronoun refers to.

Week 2 you learned that a pronoun should agree with its antecedent in number (singular and plural). It should also agree with its antecedent in person.

Person means who is speaking (1st), spoken to (2nd), or spoken about (3rd).

		Subjective	Objective	Possessive	
2 numbers 3 persons					
singular	1st	I	me	my	mine
	2nd	you	you	your	yours
	3rd	he, she, it	him, her, it	his, her, its	his, hers, its
plural	1st	we	us	our	ours
	2nd	you	you	your	yours
	3rd	they	them	their	theirs

I did not hear my mother call me.

A character is **speaking** about himself. The speaker uses pronouns in the first-person row to speak about himself.

You did not hear your mother call you.

A character is **spoken to**. The speaker uses pronouns in the second-person row to speak to someone else.

He did not hear his mother call him.

A character is **spoken about**. The speaker uses pronouns in the third-person row to speak about another character.

Fix It! Place a line through the incorrect pronoun and write the correct pronoun above it.

The wolf cubs ignored Shere Khan. ^{He}~~You~~ could not scare ^{them}~~us~~.

Read It!	Mark It!	Fix It!
1 vocabulary	3 articles (ar)	4 capitals
	6 nouns (n)	3 commas
	1 pronoun (pr)	1 end mark
	2 coordinating conjunctions (cc)	1 number
	2 <u>prepositional phrases</u>	1 usage
	2 [main clauses]	
	2 subject-verb pairs (s v)	
	2 openers	

with great **apprehension**, father wolf paced.

a small hairless creature wandered into the shallow

cave, and joined the 6 cubs, and our mother

Rewrite It! _____

Read It!	Mark It!	Fix It!
1 vocabulary	2 articles (ar)	4 capitals
	5 nouns (n)	1 end mark
	1 pronoun (pr)	3 commas
	3 <u>prepositional phrases</u>	1 usage
	2 [main clauses]	
	2 subject-verb pairs (s v)	
	2 openers	

until that day, father wolf had never seen a man's cub.

they stared, in amazement, at the **puny** child

Rewrite It! _____

Read It!	Mark It!	Fix It!
1 vocabulary	4 articles (ar)	1 indent
	6 nouns (n)	4 capitals
	1 pronoun (pr)	2 commas
	1 coordinating conjunction (cc)	1 end mark
	4 <u>prepositional phrases</u>	1 usage
	2 [main clauses]	
	2 subject-verb pairs (s v)	
	2 openers	

without any warning, shere khan appeared at the
entrance of the cave, but could not fit through
the opening. you wanted the man's cub to come out

Rewrite It! _____

Read It!	Mark It!	Fix It!
1 vocabulary	2 nouns (n)	1 indent
	3 pronouns (pr)	6 capitals
	1 coordinating conjunction (cc)	2 commas
	1 <u>prepositional phrase</u>	1 end mark
	3 [main clauses]	1 usage
	3 subject-verb pairs (s v)	
	3 openers	

mother wolf shook herself. she stood up snarled
and **glared** at shere khan. i was furious

Rewrite It! _____
