



Listen. Speak. Read. Write. Think!

Why IEW Works for Students with Learning Differences

March 20, 2023

Presented by Andrew Pudewa
and Julie Walker

Institute for Excellence in Writing



Listen. Speak. Read. Write. Think!

How is IEW's method different?

Other programs begin with the blank-page assignment.

What did you do during your summer vacation?

Write a paragraph about you.





Listen. Speak. Read. Write. Think!

How is IEW's method different?

**Unit 1: Note Making
and Outlines**

**Unit 2: Writing
from Notes**

**Unit 4: Summarizing
a Reference**

**Unit 6: Summarizing
Multiple References**

**Unit 8: Formal
Essay Models**

**Unit 3: Retelling
Narrative Stories**

**Unit 5: Writing
from Pictures**

**Unit 7: Inventive
Writing**

**Unit 9: Formal
Critique**



How is IEW's method different?

**Unit 1: Note Making
and Outlines**

**Unit 2: Writing
from Notes**

**Unit 4: Summarizing
a Reference**

**Unit 6: Summarizing
Multiple References**

**Unit 8: Formal
Essay Models**

**Unit 3: Retelling
Narrative Stories**

**Unit 5: Writing
from Pictures**

**Unit 7: Inventive
Writing**

**Unit 9: Formal
Critique**



Unit 1: Note Making and Outlines

Goals

- to understand the purpose of key words
- to write a key word outline (KWO) following the rule of 3 words maximum
- to retell the content of a source text using just the KWO


UNIT 1 **Note Making and Outlines**

Name _____
Date _____

I. _____
1. _____
2. _____
3. _____
4. _____
5. _____

3 words max!

**Read.
Think.
Look up.
Speak.**



The Dog and the Shadow

A lucky dog had found a big fresh bone and was carrying it home to enjoy. On his way he had to cross a low bridge over a calm stream. As he crossed, he looked down and saw his own reflection in the water beneath. Thinking it was another dog with another bone, he wanted to have that also. So he growled and snapped at the other dog in the water, but as he opened his mouth, the bone fell out. It dropped into the stream and was gone forever.





The Dog and the Shadow

A lucky dog had found a big fresh bone and was carrying it home to enjoy. On his way he had to cross a low bridge over a calm stream. As he crossed, he looked down and saw his own reflection in the water beneath. Thinking it was another dog with another bone, he wanted to have that also. So he growled and snapped at the other dog in the water, but as he opened his mouth, the bone fell out. It dropped into the stream and was gone forever.

1. bone, home, enjoy
- 2.
- 3.
- 4.
- 5.
- 6.



The Dog and the Shadow

A lucky dog had found a big fresh bone and was carrying it home to enjoy. On his way he had to cross a low bridge over a calm stream. As he crossed, he looked down and saw his own reflection in the water beneath. Thinking it was another dog with another bone, he wanted to have that also. So he growled and snapped at the other dog in the water, but as he opened his mouth, the bone fell out. It dropped into the stream and was gone forever.

1. bone, home, enjoy
2. bridge, calm, stream
- 3.
- 4.
- 5.
- 6.



The Dog and the Shadow

A lucky dog had found a big fresh bone and was carrying it home to enjoy. On his way he had to cross a low bridge over a calm stream. As he crossed, he looked down and saw his own reflection in the water beneath. Thinking it was another dog with another bone, he wanted to have that also. So he growled and snapped at the other dog in the water, but as he opened his mouth, the bone fell out. It dropped into the stream and was gone forever.

1. bone, home, enjoy
2. bridge, calm, stream
3. reflection, water, beneath
- 4.
- 5.
- 6.



Listen. Speak. Read. Write. Think!


The Dog and the Shadow

A lucky dog had found a big fresh bone and was carrying it home to enjoy. On his way he had to cross a low bridge over a calm stream. As he crossed, he looked down and saw his own reflection in the water beneath. Thinking it was another dog with another bone, he wanted to have that also. So he growled and snapped at the other dog in the water, but as he opened his mouth, the bone fell out. It dropped into the stream and was gone forever.

1. bone, home, enjoy
2. bridge, calm, stream
3. reflection, water, beneath
4. another, **D**, bone, wanted
5. grrr, snapped, open, fell
6. dropped, stream, gone

Unit 1: Note Making and Outlines

Unit 2: Writing from Notes




The Dog and the Shadow

1. bone, home, enjoy
2. bridge, calm, stream
3. reflection, water, beneath
4. another, **(D)**, bone, wanted
5. grrr, snapped, open, fell
6. dropped, stream, gone

UNIT 1

Note Making and Outlines



Name
Date
I. _____
1. _____
2. _____
3. _____
4. _____
5. _____

3 words max!

Read.
Think.
Look up.
Speak.

UNIT 2

Writing from Notes

Name
Date
Title
INDENT ~~~~~
~~~~~
~~~~~
~~~~~
~~~~~
~~~~~

**Double space!**

Title repeats one to three key words from final sentence.

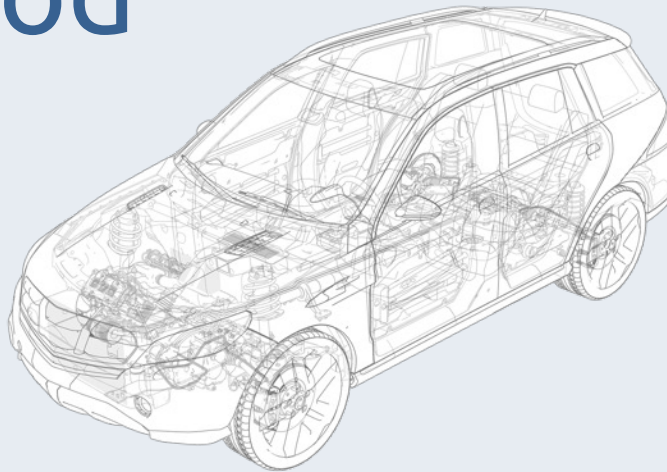


Listen. Speak. Read. Write. Think!

# IEW's Structure and Style® Writing Method

## Structure

- Note Making and Outlines
- Writing from Notes
- Retelling Narrative Stories
- Summarizing a Reference
- Writing from Pictures
- Summarizing Multiple References
- Inventive Writing
- Formal Essay Models
- Formal Critique



## Style

- dress-ups
- sentence openers
- decorations





Listen. Speak. Read. Write. Think!

# Teaching Writing: Structure and Style (TWSS)

*Using IEW with my special needs daughter has been a huge win for us. She has gone from a frustrated and struggling learner to a more confident and seemingly in control of her own destiny student. Excellent program! I'm glad I found it!*

**Janel – Homeschool Mom**



[IEW.com/TWSS](http://IEW.com/TWSS)

# Dyslexia



Listen. Speak. Read. Write. Think!

Podcast 363: IEW Helps Students with Dyslexia



# Dysgraphia



Listen. Speak. Read. Write. Think!

## Podcast R15: Learning Differences, Part 2 – Dysgraphia



# ADHD



Listen. Speak. Read. Write. Think!

## Podcast 362: ADHD – Strategies for Success







Listen. Speak. Read. Write. Think!

# Gifted and Talented

Podcast 257: Structure and Style for the Gifted and Talented Student





Listen. Speak. Read. Write. Think!

# IEW.com/learning-differences

*Structure and Style for Students: Year 1 Level A*

*Fix It! Grammar*

*Teaching Writing: Structure and Style*







[IEW.com/free-lessons](http://IEW.com/free-lessons)

# Theme-Based Books



Listen. Speak. Read. Write. Think!



[IEW.com/theme-based](http://IEW.com/theme-based)



Listen. Speak. Read. Write. Think!

# Linguistic Development through Poetry Memorization



[IEW.com/free-poetry](http://IEW.com/free-poetry)

# Spelling



Listen. Speak. Read. Write. Think!



The Phonetics Zoo Teacher's Notes  
by James B. Webster, Ph.D., Andrew Pudewa, and Jill Pike  
using ideas and materials from the Blended Sound-Sight Program of Learning by A.G. Ingham, C.M.

Level A  
Level B  
Level C

Lesson 1

A brain  
always  
pain  
B wailing  
decay  
colder

caiman

Lesson 5: Personal Spelling

It is the rule, that you  
All your spelling error  
Write them down and  
Why they truly, are suc

Lesson 1:  
"ai" and "ay"

caiman

manta ray

The Phonetic Zoo:  
A Self-Teaching Spelling Program  
Level A  
by James B. Webster, Ph.D.  
Andrew Pudewa  
using ideas and  
ence in Writing  
method for teaching writing skills

[IEW.com/free-spelling](http://IEW.com/free-spelling)

# Primary Arts of Language (PAL) Learn to Read and Write



Listen. Speak. Read. Write. Think!



[IEW.com/free-PAL](http://IEW.com/free-PAL)



Listen. Speak. Read. Write. Think!

# Rebekah – Full-Time School Teacher

Do you have any advice for 5- and 6-year-old students who struggle with pencil gripping and therefore legible handwriting?



Listen. Speak. Read. Write. Think!

# Josie – Homeschool Teacher

Does the curriculum work as is, or will accommodations be necessary for students with learning disabilities?

If accommodations are necessary, what are your suggestions for those with dyslexia and dyscalculia?





Listen. Speak. Read. Write. Think!

# Shannon – Tutor

If I want to tutor online, what exactly do I order to get started? My daughter did IEW in 5th grade, so I am familiar with it, but I tutor with Barton and would like to incorporate IEW into tutoring and homeschooling.

I'm a hands-on visual learner and need to be told exactly what to order and where to start.

Contact [info@IEW.com](mailto:info@IEW.com)



Listen. Speak. Read. Write. Think!

# Katie – Homeschool Teacher

How can I help my child succeed in writing when reading is still such a challenge?



Listen. Speak. Read. Write. Think!

# Krystal – Homeschool Teacher

How does *The Phonetic Zoo* benefit a child with dyslexia?



Listen. Speak. Read. Write. Think!

# Ami – Homeschool Teacher

How should I approach writing with my 10-year-old daughter with dyslexia and ADHD?


Writing has been such a struggle that I have just given her minimal systematic instruction. It's been more prompts and written narrations to keep her motivated to write something. We do a brief edit where she self-corrects what she can, and then I coach her through some edits. She is always so discouraged during the editing process. I struggle to balance keeping her engaged and excited to write while also developing her skills.

I've been hesitant to use a curriculum as I don't want to overwhelm her when she is still working hard to read and spell.

# Other Questions?



Listen. Speak. Read. Write. Think!





# We're here to help!

Learning Differences Help [IEW.com/learning-differences](http://IEW.com/learning-differences)

Podcast [IEW.com/podcast](http://IEW.com/podcast)

Forum [IEW.com/forum](http://IEW.com/forum)

Blog [IEW.com/blog](http://IEW.com/blog)

Facebook page [facebook.com/excellenceinwriting](https://facebook.com/excellenceinwriting)

Magalog [IEW.com/magalog](http://IEW.com/magalog)

IEW Customer Service Team [info@IEW.com](mailto:info@IEW.com)

