

Fix It![®] Grammar

Nose Tree

STUDENT BOOK
LEVEL 1

Pamela White

Fourth Edition, January 2022
Institute for Excellence in Writing, L.L.C.

Copyright Policy

Fix It! Grammar: Nose Tree, Student Book Level 1

Fourth Edition version 4, January 2022

PDF version 1

Copyright © 2022 Institute for Excellence in Writing

ISBN 978-1-62341-357-6

Our duplicating/copying policy for *Fix It! Grammar: Nose Tree*, Student Book Level 1:

All rights reserved.

No part of this book may be reproduced, stored in a retrieval system, or transmitted in any form or by any means, electronic, mechanical, photocopying, recording, or otherwise, without the prior written permission of the publisher, except as provided by U.S.A. copyright law and the specific policy below:

Home use: The purchaser may copy this Student Book for use by multiple children within his or her immediate family. Each family must purchase its own Student Book.

Small group or co-op classes: Each participating student or family is required to purchase a Student Book. A teacher may not copy from this Student Book.

Classroom teachers: A Student Book must be purchased for each participating student. A teacher may not copy from this Student Book.

Additional copies of this Student Book may be purchased from IEW.com/FIX-L1-S

Institute for Excellence in Writing (IEW®)

8799 N. 387 Road

Locust Grove, OK 74352

800.856.5815

info@IEW.com

IEW.com

IEW®, Structure and Style®, and Fix It!® are registered trademarks of the Institute for Excellence in Writing, L.L.C.

Contributors

Sabrina Cardinale

Heidi Thomas

Denise Kelley

Designer

Melanie Anderson

Instructions

The list below shows the components to each *Fix It! Grammar* weekly exercise.

Although **Mark It** is listed before **Fix It**, the student may choose to **Fix It** first and then **Mark It**. This is acceptable because the *Fix It! Grammar* exercises are like a word puzzle. The goal is to complete the lists at the top of the student page for each passage.

Students should discuss their work with the teacher after working through each daily passage. However, older students may work with their teacher on a weekly basis. Students should actively be involved in comparing their work with the Teacher's Manual. The repetition of finding and fixing their own mistakes allows them to recognize and avoid those mistakes in the future.

Fix It! Grammar should be treated as a game. Keep it fun!

Learn It! On the first day of the new Week, read through the Learn It section. Each Learn It covers a concept that the student will practice in future passages. Instructions for marking and fixing passages are included in each Learn It.

Read It! Read the day's passage.
Look up the bolded vocabulary word in a dictionary and pick the definition that fits the context of the story. Maintain a list of vocabulary words and their definitions.
The vocabulary definitions are printed in the Teacher's Manual.


Mark It! Mark the passage using the guide at the top of the daily practice page.


Fix It! Correct the passage using the guide at the top of the daily practice page. The Teacher's Manual includes detailed explanations for grammar concepts and punctuation in each daily passage.

Rewrite It! After marking, correcting, and discussing the passage with the teacher, copy the corrected passage on the lines provided or into a separate notebook.

- Copy the corrected story, not the editing marks.
- Indent and use capital letters properly.
- Copy the corrected punctuation.

Editing Marks

 indent


 insert


 delete

 capitalize

 lowercase

 reverse order

 add a space

 close the space

Helpful Hints

Use different colors for **Mark It** and **Fix It**.

Appendix I Complete Story Familiarize yourself with the story that you will be editing by reading the complete story found in Appendix I.

Appendix II Collection Pages Look for strong verbs, quality adjectives, and -ly adverbs in this book and write them on the collection pages in Appendix II.

Appendix III Grammar Glossary Reference the Grammar Glossary found in Appendix III of the Teacher's Manual for more information about the concepts taught in the *Fix It! Grammar* series.

Additional Resource

Fix It! Grammar Cards are an optional product that will enhance the *Fix It! Grammar* learning experience.

Fix It! Grammar Cards

Thirty full color grammar cards highlight key *Fix It! Grammar* concepts for quick and easy reference.

For a more relaxed and entertaining way to drill and review grammar concepts learned, instructions for a download of multiple game ideas are included in the card pack.

Fix It! Grammar Cards are beautifully designed and come in a sturdy card box for easy storage.

IEW.com/FIX-GC



On the chart below *Fix It! Grammar Cards* are listed in the order that the information is taught in this book. Some cards are not introduced until future books.

WEEK	Fix It! Grammar Cards for <i>Nose Tree</i> Level 1
1	Editing Marks, Capitalization, Title, Indentation, Noun
3	Pronoun
5	Dependent Clause
7	Adjective
8	Preposition
9	Subject-Verb Pair, Verb
10	Linking Verb
11	Helping Verb
12	Quotation
13	Conjunction, Coordinating Conjunction
14	Adverb
19	Apostrophes
21	www Word
23	Number Words and Numerals
Not Used	Prepositional Phrase, Interjection, Indefinite Pronoun, Commas with Adjectives before a Noun, Run-On, Clause, Sentence Openers, #3 -ly Adverb Opener, #4 -ing Opener, Comparative and Superlative Adjectives and Adverbs

Scope and Sequence

Week numbers indicate when a concept is introduced or specifically reinforced in a lesson. Once introduced the concept is practiced throughout the book.

Week	1	2	3	4	5	6	7	8	9	10	11	12	13	14	15	16	17	18	19	20	21	22	23	24	25	26	27	28	29	30
------	---	---	---	---	---	---	---	---	---	----	----	----	----	----	----	----	----	----	----	----	----	----	----	----	----	----	----	----	----	----

Parts of Speech

Noun	1		4														18													
subject noun								9																						
Pronoun		3	4																											
subject pronoun								9																						
Preposition							8																25							
Verb																														
action verb								9									18				22									
linking verb									10												22									
helping verb										11											22									
Coordinating Conjunction												13																29		
Adjective							7										18					24								
article adj		2	4																											
possessive adj							7																							
adj after linking verb									10																					
Adverb													14										24							

Capitalization

First Word of Sentence	1																													
Personal Pronoun I		3																												
Quotation Marks															16			20									28			

Punctuation

End Marks																														
period	1																18													
question mark	1																18													
exclamation mark										12							18													
Quotation Marks										12							18										28			
Apostrophe Contraction																		19							26					

Clauses

Who/Which Clause				5				9									17													
That Clause										11																				
Adverb Clause																				21							27			

Week	1	2	3	4	5	6	7	8	9	10	11	12	13	14	15	16	17	18	19	20	21	22	23	24	25	26	27	28	29	30
------	---	---	---	---	---	---	---	---	---	----	----	----	----	----	----	----	----	----	----	----	----	----	----	----	----	----	----	----	----	----

Homophones

There/Their/They're						6																								
To/Two/Too											12																			
Its/It's																16														

Other Concepts

Indentation	1																													
Subject-Verb Pairs									9																					
Numbers																							23							

Stylistic Techniques

Who/Which Clause					5				9								17													
Quality Adjective									7																					
Strong Verb													13																	
-ly Adverb														14	15															
Adverb Clause																						21						27		

Vocabulary

1 poor penniless valleys reached	2 guarding dozed dwarf invited	3 problem promised cloak granted	4 departed returned treated refill	5 bowed guest amazing astonished	6 travel settle fine instant
7 rare grazed coach fancy	8 neighboring clever magical stroll	9 unusual rashly explained cunning	10 sewed remaining traded searched	11 remembered suspected donned spotted	12 observed whirled recognized alarming
13 escape sprang sill greedy	14 sheepishly echoed surrounded demanded	15 weary refused lowly secretly	16 owned shocked separate decided	17 wandered aid promptly loaded	18 munched odd realized exclaimed
19 damp continued massive trek	20 stumbled stump inspected curious	21 groaned assist lengthy appeared	22 chuckled begged select gobbled	23 consume return heartily suffered	24 hurried stated commanded devoured
25 lush announced improve slyly	26 heal humbled chopped sobbed	27 portion slightly desired slices	28 worse cure property apologize	29 denied sharply informed rightful	30 collected whole normal cheerfully

Contents

Weekly Lessons

Week 1	1	Week 16	91
Week 2	7	Week 17	97
Week 3	13	Week 18	103
Week 4	19	Week 19	109
Week 5	25	Week 20	115
Week 6	31	Week 21	121
Week 7	37	Week 22	127
Week 8	43	Week 23	133
Week 9	49	Week 24	139
Week 10	55	Week 25	145
Week 11	61	Week 26	151
Week 12	67	Week 27	157
Week 13	73	Week 28	163
Week 14	79	Week 29	169
Week 15	85	Week 30	175

Appendices

Appendix I: Complete Story

Nose Tree	185
-----------------	-----

Appendix II: Collection Pages

-ly Adverb	189
Strong Verb	191
Quality Adjective	193

SAMPLE

Learn It!

Every word belongs to a word group—a part of speech. There are eight parts of speech: noun, pronoun, verb, preposition, conjunction, adjective, adverb, interjection.

The first part of speech that you will learn is the noun.

Noun

A **noun** names a person, place, thing, or idea.

To determine if a word is a noun, test it:

Can an article adjective (a, an, the) come before it?

Is it countable?

Find It! Read the sentence and look for the words that name people, places, things, and ideas.

Mark It! Write *n* above each noun as shown below.

n *n* *n*
The soldiers walked over hills and rivers.

8 Parts of Speech

Noun

Definition:

A noun names a person, place, thing, or idea.

Tests:

the _____

two _____

Capitalization

Capitalize the first word of a sentence.

Fix It! Place three short lines below letters that should be capitalized.

the soldiers were hungry.

End Marks

Use a period at the end of a statement.

Use a question mark at the end of a question.

Fix It! Place a period or question mark at the end of each sentence.

They were tired.

Where could they find work?

Indentation

Notice that some sentences are indented. An indented sentence means that the sentence begins a new paragraph.

SAMPLE

Fix It!

1 capital
1 end mark

poor soldiers

Rewrite It!

Fix It!

1 capital
1 end mark

they were **penniless** and had no food or home

Rewrite It!

Fix It!

1 capital
1 end mark

they walked a long way over hills, rivers,
and **valleys**

Rewrite It!

Fix It!

1 capital
1 end mark

one evening they **reached** a dark forest

Rewrite It!

[illegible]

Learn It!

Article Adjective

The **article adjectives** are *a, an, the*.

A noun follows an article adjective. Sometimes adjectives (describing words) come between the article and its noun, as in *a kind dwarf*.

The three words
a, an, the
signal that a
noun is coming.

Mark It! Write *ar* above each article.

ar

ar

ar

The tired soldier built a fire near an oak tree.

SAMPLE

SAMPLE

Fix It!

1 capital
1 end mark

they decided to take turns **guarding** the camp

Rewrite It!

Fix It!

1 capital
1 end mark

two soldiers **dozed** under a tree while the third built
a fire and stayed awake

Rewrite It!

Fix It!

1 capital
1 end mark

Rewrite It!

Fix It!

1 capital
1 end mark

the soldier **invited** him to get warm by the fire

Rewrite It!

Learn It!

Pronoun

A **pronoun** replaces a noun in order to avoid repetition. It refers back to some person or thing recently mentioned and takes the place of that person or thing.

There are many types of pronouns. The personal pronouns take the place of common and proper nouns. The personal pronouns in the table below are organized by number, person, and function.

Number means one (singular) or more than one (plural).

Person means who is speaking (1st), spoken to (2nd), or spoken about (3rd).

Function means the job a word is doing in the sentence.

2 numbers	3 persons	These pronouns can function as the subject of a sentence.	These pronouns can function as the object of a preposition.	These possessive pronouns function as adjectives.	These possessive pronouns do not function as adjectives.
<i>singular</i>	<i>1st</i>	I	me	my	mine
	<i>2nd</i>	you	you	your	yours
	<i>3rd</i>	he, she, it	him, her, it	his, her, its	his, hers, its
<i>plural</i>	<i>1st</i>	we	us	our	ours
	<i>2nd</i>	you	you	your	yours
	<i>3rd</i>	they	them	their	theirs



Pronoun

Definition:

A pronoun replaces a noun in order to avoid repetition.

Mark It! Write *pr* above each pronoun.

The little man was thankful. He gave the soldiers the horn.
pr *pr*
 It would help them.

Without pronouns to replace the nouns, this passage sounds strange.

The little man was thankful. The little man gave the soldiers the little man's horn. The horn would help the soldiers.

Capitalization

Capitalize the personal pronoun *I*.

Fix It! Place three short lines below the personal pronoun *I*.

When the little man gave me the horn, i blew it.

SAMPLE

Fix It!

- 1 article (ar)
- 2 nouns (n)
- 2 pronouns (pr)

1 capital
1 end mark

he told the little man about their **problem**

Rewrite It!

Fix It!

1 capital
1 end mark

the little man **promised** that he would help

Rewrite It!

Fix It!

1 capital
1 end mark

the dwarf gave the soldier a **cloak** and told him
to show it to his friends in the morning

Rewrite It!

Fix It!

1 capital
1 end mark

the person wearing the cloak would have
his wish **granted**

Rewrite It!

[illegible]