

Fix It![®] Grammar

Nose Tree TEACHER'S MANUAL LEVEL 1

Pamela White

Fourth Edition, January 2022
Institute for Excellence in Writing, L.L.C.

**The purchase of this book allows its owner access to e-audio resource talks by Andrew Pudewa.
See blue page for details and download instructions.**

Copyright Policy

Fix It! Grammar: Nose Tree, Teacher's Manual Level 1
Fourth Edition version 5, January 2022
PDF version 1
Copyright © 2022 Institute for Excellence in Writing

ISBN 978-1-62341-358-3

Our duplicating/copying policy for *Fix It! Grammar: Nose Tree*, Teacher's Manual Level 1:

All rights reserved.

No part of this book may be reproduced, stored in a retrieval system, or transmitted in any form or by any means, electronic, mechanical, photocopying, recording, or otherwise, without the prior written permission of the publisher, except as provided by U.S.A. copyright law and the specific policy below:

Home use: Because this Teacher's Manual may not be reproduced, each teacher must purchase his or her own copy.

Small group or co-op classes: Because this Teacher's Manual may not be reproduced, each teacher must purchase his or her own copy.

Classroom teachers: Because this Teacher's Manual may not be reproduced, each teacher must purchase his or her own copy.

Library use: This Teacher's Manual may be checked out of a lending library provided patrons agree not to make copies.

Additional copies of this Teacher's Manual may be purchased from IEW.com/FIX-L1-T

Institute for Excellence in Writing (IEW®)
8799 N. 387 Road
Locust Grove, OK 74352
800.856.5815
info@IEW.com
IEW.com

IEW®, Structure and Style®, and Fix It!® are registered trademarks of the Institute for Excellence in Writing, L.L.C.

Contributors
Sabrina Cardinale
Heidi Thomas
Denise Kelley

Designer
Melanie Anderson

Instructions

The list below shows the components to each *Fix It! Grammar* weekly exercise.

Although **Mark It** is listed before **Fix It**, the student may choose to **Fix It** first and then **Mark It**. This is acceptable because the *Fix It! Grammar* exercises are like a word puzzle. The goal is to complete the lists at the top of the student page for each passage.

Students should discuss their work with the teacher after working through each daily passage. However, older students may work with their teacher on a weekly basis. Students should actively be involved in comparing their work with the Teacher's Manual. The repetition of finding and fixing their own mistakes allows them to recognize and avoid those mistakes in the future.

Fix It! Grammar should be treated as a game. Keep it fun!

Learn It! On the first day of the new Week, read through the Learn It section. Each Learn It covers a concept that the student will practice in future passages. Instructions for marking and fixing passages are included in each Learn It.

Read It! Read the day's passage.
Look up the bolded vocabulary word in a dictionary and pick the definition that fits the context of the story. Maintain a list of vocabulary words and their definitions.
The vocabulary definitions are printed in the Teacher's Manual.

Mark It! Mark the passage using the guide at the top of the daily practice page.

Fix It! Correct the passage using the guide at the top of the daily practice page. The Teacher's Manual includes detailed explanations for grammar concepts and punctuation in each daily passage.

Rewrite It! After marking, correcting, and discussing the passage with the teacher, copy the corrected passage on the lines provided or into a separate notebook.


- Copy the corrected story, not the editing marks.
- Indent and use capital letters properly.
- Copy the corrected punctuation.


Appendix I Complete Story Familiarize yourself with the story that you will be editing by reading the complete story found in Appendix I.

Appendix II Collection Pages Look for strong verbs, quality adjectives, and -ly adverbs in this book and write them on the collection pages in Appendix II.


Appendix III Grammar Glossary Reference the Grammar Glossary found in Appendix III of the Teacher's Manual for more information about the concepts taught in the *Fix It! Grammar* series.

Editing Marks

 indent


 insert


 delete

 capitalize

 lowercase

 reverse order

 add a space

 close the space

Helpful Hints

Use different colors for **Mark It** and **Fix It**.

Additional Resource

Fix It! Grammar Cards are an optional product that will enhance the *Fix It! Grammar* learning experience.

Fix It! Grammar Cards

Thirty full color grammar cards highlight key *Fix It! Grammar* concepts for quick and easy reference.

For a more relaxed and entertaining way to drill and review grammar concepts learned, instructions for a download of multiple game ideas are included in the card pack.

Fix It! Grammar Cards are beautifully designed and come in a sturdy card box for easy storage.

IEW.com/FIX-GC



On the chart below *Fix It! Grammar Cards* are listed in the order that the information is taught in this book. Some cards are not introduced until future books.

WEEK	Fix It! Grammar Cards for Nose Tree Level 1
1	Editing Marks, Capitalization, Title, Indentation, Noun
3	Pronoun
5	Dependent Clause
7	Adjective
8	Preposition
9	Subject-Verb Pair, Verb
10	Linking Verb
11	Helping Verb
12	Quotation
13	Conjunction, Coordinating Conjunction
14	Adverb
19	Apostrophes
21	www Word
23	Number Words and Numerals
Not Used	Prepositional Phrase, Interjection, Indefinite Pronoun, Commas with Adjectives before a Noun, Run-On, Clause, Sentence Openers, #3 -ly Adverb Opener, #4 -ing Opener, Comparative and Superlative Adjectives and Adverbs

Scope and Sequence

Week numbers indicate when a concept is introduced or specifically reinforced in a lesson. Once introduced the concept is practiced throughout the book.

Week	1	2	3	4	5	6	7	8	9	10	11	12	13	14	15	16	17	18	19	20	21	22	23	24	25	26	27	28	29	30
------	---	---	---	---	---	---	---	---	---	----	----	----	----	----	----	----	----	----	----	----	----	----	----	----	----	----	----	----	----	----

Parts of Speech

Noun	1		4														18													
subject noun									9																					
Pronoun			3	4																										
subject pronoun									9																					
Preposition								8																	25					
Verb																														
action verb									9								18			22										
linking verb										10										22										
helping verb											11									22										
Coordinating Conjunction													13															29		
Adjective							7										18						24							
article adj		2		4																										
possessive adj							7																							
adj after linking verb										10																				
Adverb														14										24						

Capitalization

First Word of Sentence	1																																																																																																																																																																																																																																																																																																																																																																																																																																																																																																																																																																																																																																																																																																																																																																																																																																																																																																																																																																																																																																																																																																																																																																																																																																																																																																																																																																																																																	
------------------------	---	--	--	--	--	--	--	--	--	--	--	--	--	--	--	--	--	--	--	--	--	--	--	--	--	--	--	--	--	--	--	--	--	--	--	--	--	--	--	--	--	--	--	--	--	--	--	--	--	--	--	--	--	--	--	--	--	--	--	--	--	--	--	--	--	--	--	--	--	--	--	--	--	--	--	--	--	--	--	--	--	--	--	--	--	--	--	--	--	--	--	--	--	--	--	--	--	--	--	--	--	--	--	--	--	--	--	--	--	--	--	--	--	--	--	--	--	--	--	--	--	--	--	--	--	--	--	--	--	--	--	--	--	--	--	--	--	--	--	--	--	--	--	--	--	--	--	--	--	--	--	--	--	--	--	--	--	--	--	--	--	--	--	--	--	--	--	--	--	--	--	--	--	--	--	--	--	--	--	--	--	--	--	--	--	--	--	--	--	--	--	--	--	--	--	--	--	--	--	--	--	--	--	--	--	--	--	--	--	--	--	--	--	--	--	--	--	--	--	--	--	--	--	--	--	--	--	--	--	--	--	--	--	--	--	--	--	--	--	--	--	--	--	--	--	--	--	--	--	--	--	--	--	--	--	--	--	--	--	--	--	--	--	--	--	--	--	--	--	--	--	--	--	--	--	--	--	--	--	--	--	--	--	--	--	--	--	--	--	--	--	--	--	--	--	--	--	--	--	--	--	--	--	--	--	--	--	--	--	--	--	--	--	--	--	--	--	--	--	--	--	--	--	--	--	--	--	--	--	--	--	--	--	--	--	--	--	--	--	--	--	--	--	--	--	--	--	--	--	--	--	--	--	--	--	--	--	--	--	--	--	--	--	--	--	--	--	--	--	--	--	--	--	--	--	--	--	--	--	--	--	--	--	--	--	--	--	--	--	--	--	--	--	--	--	--	--	--	--	--	--	--	--	--	--	--	--	--	--	--	--	--	--	--	--	--	--	--	--	--	--	--	--	--	--	--	--	--	--	--	--	--	--	--	--	--	--	--	--	--	--	--	--	--	--	--	--	--	--	--	--	--	--	--	--	--	--	--	--	--	--	--	--	--	--	--	--	--	--	--	--	--	--	--	--	--	--	--	--	--	--	--	--	--	--	--	--	--	--	--	--	--	--	--	--	--	--	--	--	--	--	--	--	--	--	--	--	--	--	--	--	--	--	--	--	--	--	--	--	--	--	--	--	--	--	--	--	--	--	--	--	--	--	--	--	--	--	--	--	--	--	--	--	--	--	--	--	--	--	--	--	--	--	--	--	--	--	--	--	--	--	--	--	--	--	--	--	--	--	--	--	--	--	--	--	--	--	--	--	--	--	--	--	--	--	--	--	--	--	--	--	--	--	--	--	--	--	--	--	--	--	--	--	--	--	--	--	--	--	--	--	--	--	--	--	--	--	--	--	--	--	--	--	--	--	--	--	--	--	--	--	--	--	--	--	--	--	--	--	--	--	--	--	--	--	--	--	--	--	--	--	--	--	--	--	--	--	--	--	--	--	--	--	--	--	--	--	--	--	--	--	--	--	--	--	--	--	--	--	--	--	--	--	--	--	--	--	--	--	--	--	--	--	--	--	--	--	--	--	--	--	--	--	--	--	--	--	--	--	--	--	--	--	--	--	--	--	--	--	--	--	--	--	--	--	--	--	--	--	--	--	--	--	--	--	--	--	--	--	--	--	--	--	--	--	--	--	--	--	--	--	--	--	--	--	--	--	--	--	--	--	--	--	--	--	--	--	--	--	--	--	--	--	--	--	--	--	--	--	--	--	--	--	--	--	--	--	--	--	--	--	--	--	--	--	--	--	--	--	--	--	--	--	--	--	--	--	--	--	--	--	--	--	--	--	--	--	--	--	--	--	--	--	--	--	--	--	--	--	--	--	--	--	--	--	--	--	--	--	--	--	--	--	--	--	--	--	--	--	--	--	--	--	--	--	--	--	--	--	--	--	--	--	--	--	--	--	--	--	--	--	--	--	--	--	--	--	--	--	--	--	--	--	--	--	--	--	--	--	--	--	--	--	--	--	--	--	--	--	--	--	--	--	--	--	--	--	--	--	--	--	--	--	--	--	--	--	--	--	--	--	--	--	--	--	--	--	--	--	--	--	--	--	--	--	--	--	--	--	--	--	--	--	--	--	--	--	--	--	--	--	--	--	--	--	--	--	--	--	--	--	--	--	--	--	--	--	--	--	--	--	--	--	--	--	--	--	--	--	--	--	--	--	--	--	--	--	--	--	--	--	--	--	--	--	--	--	--	--	--	--	--	--	--	--	--	--	--	--	--	--	--	--	--	--	--	--	--	--	--	--	--	--	--	--	--	--	--	--	--	--	--	--	--	--	--	--	--	--	--	--	--	--	--	--	--	--	--	--	--	--	--	--	--	--	--	--	--	--	--	--	--	--	--	--	--	--	--	--	--	--	--	--	--	--	--	--	--	--	--	--	--	--	--	--	--	--	--	--	--	--	--	--	--	--	--	--	--	--	--	--	--	--	--	--	--	--	--	--	--	--	--	--	--	--	--	--	--	--	--	--	--	--	--	--	--	--	--	--	--	--	--	--	--	--	--	--	--	--	--	--	--	--	--	--	--	--	--	--	--	--	--	--	--	--	--	--	--	--	--	--	--	--	--	--	--	--	--	--	--	--	--	--	--	--	--	--	--	--	--	--	--	--	--	--	--	--	--	--	--	--	--	--	--	--	--	--	--	--	--	--	--	--	--	--	--	--	--	--	--	--	--	--	--	--	--	--	--	--	--	--	--	--	--	--	--	--	--	--	--	--	--	--	--	--	--	--	--	--	--	--	--	--	--	--	--	--	--	--	--	--	--	--	--	--	--	--	--	--	--	--	--	--	--	--	--	--	--	--	--	--	--	--	--	--	--	--	--	--	--	--	--	--	--	--	--	--	--	--	--	--	--	--	--	--	--	--	--	--	--	--	--	--	--	--	--	--	--	--	--	--	--	--	--	--	--	--	--	--	--	--	--	--	--	--	--	--	--	--	--	--	--	--	--	--	--	--	--	--	--	--	--	--	--	--	--	--	--	--	--	--	--	--	--	--	--	--	--	--	--	--	--

Punctuation

End Marks																														
period	1																18													
question mark	1																18													
exclamation mark											12						18													
Quotation Marks											12						18										28			
Apostrophe Contraction																		19							26					

Clauses

Who/Which Clause				5				9								17														
That Clause										11																				
Adverb Clause																				21							27			

SAMPLE

Contents

Weekly Lessons

Week 1	1	Week 16	91
Week 2	7	Week 17	97
Week 3	13	Week 18	103
Week 4	19	Week 19	109
Week 5	25	Week 20	115
Week 6	31	Week 21	121
Week 7	37	Week 22	127
Week 8	43	Week 23	133
Week 9	49	Week 24	139
Week 10	55	Week 25	145
Week 11	61	Week 26	151
Week 12	67	Week 27	157
Week 13	73	Week 28	163
Week 14	79	Week 29	169
Week 15	85	Week 30	175

Appendices

Appendix I: Complete Story

Nose Tree	185
-----------------	-----

Appendix II: Collection Pages

-ly Adverb	189
Strong Verb	191
Quality Adjective	193

Appendix III: Grammar Glossary

SAMPLE

Learn It!

Every word belongs to a word group—a part of speech. There are eight parts of speech: noun, pronoun, verb, preposition, conjunction, adjective, adverb, interjection.

The first part of speech that you will learn is the noun.

Noun

A **noun** names a person, place, thing, or idea.

To determine if a word is a noun, test it:

Can an article adjective (a, an, the) come before it?
Is it countable?

Find It! Read the sentence and look for the words that name people, places, things, and ideas.

Mark It! Write *n* above each noun as shown below.

n *n* *n*
The soldiers walked over hills and rivers.

Capitalization

Capitalize the first word of a sentence.

Fix It! Place three short lines below letters that should be capitalized.

the soldiers were hungry.

End Marks

Use a period at the end of a statement.

Use a question mark at the end of a question.

Fix It! Place a period or question mark at the end of each sentence.

They were tired.

Where could they find work?

Indentation

Notice that some sentences are indented. An indented sentence means that the sentence begins a new paragraph.

For more information about nouns, see page G-5.

Noun Tests:

the _____

two _____

For more information about indentation, see page G-31.

In fiction (stories), there are four reasons to start a new paragraph:

new speaker,
new topic,
new place,
new time.

SAMPLE

Read It!

Mark It!

Fix It!

Day 1

did you ever hear the story of the three
poor soldiers

2 nouns (n)

1 capital
1 end mark

poor
lacking sufficient money

did you ever hear the story of the three
poor soldiers?

Capitalization	Did first word of the sentence
End Marks	Use a question mark at the end of a question.

Rewrite It!

Did you ever hear the story of the three poor soldiers?

Read It!

Mark It!

Fix It!

Day 2

they were **penniless** and had no food or home

2 nouns (n)

1 capital

1 end mark

penniless

without a cent of money

they were **penniless** and had no food or home.

Capitalization	They first word of the sentence
End Marks	Use a period at the end of a statement.

Rewrite It! They were penniless and had no food or home.

Read It!

Mark It!

Fix It!

Day 3

they walked a long way over hills, rivers,
and **valleys**

4 nouns (n)

1 capital
1 end mark

valleys

low lands between hills or mountains

they walked a long way over hills, rivers,
and **valleys**.

SAMPLE

Capitalization	They first word of the sentence
End Marks	Use a period at the end of a statement.

Rewrite It! They walked a long way over hills, rivers, and valleys.

Read It!

Mark It!

Fix It!

Day 4

one evening they **reached** a dark forest

2 nouns (n)

1 capital

1 end mark

reached
arrived at

one evening they ⁿreachedⁿ a dark forest.

Capitalization	One first word of the sentence
End Marks	Use a period at the end of a statement.

Rewrite It! One evening they reached a dark forest.

Learn It!

Article Adjective

The **article adjectives** are *a, an, the*.

A noun follows an article adjective. Sometimes adjectives (describing words) come between the article and its noun, as in *a kind dwarf*.

Mark It! Write *ar* above each article.

ar *ar* *ar*
The tired soldier built a fire near an oak tree.

For more information about article adjectives, see page G-14.

Ask students to identify the noun that follows each article.

soldier

fire

tree

A noun does not always have an article adjective before it. However, if there is an article adjective, a noun will follow it.

SAMPLE

SAMPLE

Read It!

Mark It!

Fix It!

Day 1

they decided to take turns **guarding** the camp

1 article (ar)

2 nouns (n)

1 capital

1 end mark

guarding

watching over; keeping safe

they decided to take turns **guarding** the camp.

Capitalization	They first word of the sentence
End Marks	Use a period at the end of a statement.

Rewrite It! They decided to take turns guarding the camp.

Read It!

two soldiers **dozed** under a tree while the third built a fire and stayed awake

Mark It!

3 articles (ar)
4 nouns (n)

Fix It!

1 capital
1 end mark

Day 2

dozed
slept lightly

two soldiers **dozed** under a tree while the third built
a fire and stayed awake.

Capitalization	Two first word of the sentence
End Marks	Use a period at the end of a statement.

Rewrite It! Two soldiers dozed under a tree while the third built a fire and stayed awake.

Read It!	Mark It!	Fix It!	Day 3
suddenly a small dwarf in a red jacket stood before him	2 articles (ar) 2 nouns (n)	1 capital 1 end mark	

dwarf

in folklore, a very short man with magical powers

ar *n* *ar* *n*
suddenly a small **dwarf** in a red jacket stood
before him.

Capitalization	Suddenly first word of the sentence
End Marks	Use a period at the end of a statement.

Rewrite It! Suddenly a small dwarf in a red jacket stood before him.

Mark It!

Fix It!

the soldier **invited** him to get warm by the fire

2 articles (ar)

2 nouns (n)

1 capital

1 end mark

invited

politely asked someone to go somewhere
or do something

the soldier **invited** him to get warm by the fire.

Capitalization	The first word of the sentence
End Marks	Use a period at the end of a statement.

Rewrite It! The soldier invited him to get warm by the fire.

Learn It!

Pronoun

A **pronoun** replaces a noun in order to avoid repetition. It refers back to some person or thing recently mentioned and takes the place of that person or thing.

There are many types of pronouns. The personal pronouns take the place of common and proper nouns. The personal pronouns in the table below are organized by number, person, and function.

Number means one (singular) or more than one (plural).

Person means who is speaking (1st), spoken to (2nd), or spoken about (3rd).

Function means the job a word is doing in the sentence.

2 numbers	3 persons	These pronouns can function as the subject of a sentence.	These pronouns can function as the object of a preposition.	These possessive pronouns function as adjectives.	These possessive pronouns do not function as adjectives.
singular	1st	I	me	my	mine
	2nd	you	you	your	yours
	3rd	he, she, it	him, her, it	his, her, its	his, hers, its
plural	1st	we	us	our	ours
	2nd	you	you	your	yours
	3rd	they	them	their	theirs

Mark It! Write *pr* above each pronoun.

The little man was thankful. He gave the soldiers the horn.
It would help them.

Without pronouns to replace the nouns, this passage sounds strange.

The little man was thankful. The little man gave the soldiers the little man's horn. The horn would help the soldiers.

Capitalization

Capitalize the personal pronoun *I*.

Fix It! Place three short lines below the personal pronoun *I*.

When the little man gave me the horn, i blew it.

For more information about pronouns, see page G-6.

The noun the pronoun replaces is called the antecedent.

Ask students to identify the nouns that the pronouns replace.

He replaces *little man*

It replaces *horn*

them replaces *soldiers*

Week 7 students will learn a possessive pronoun like *his* replaces a possessive noun like *soldier's*. Both function as adjectives.

SAMPLE

Read It!

Mark It!

Fix It!

Day 1

he told the little man about their **problem**

1 article (ar)

2 nouns (n)

2 pronouns (pr)

1 capital

1 end mark

problem

a difficult situation

pr *ar* *n* *pr* *n*
he told the little man about their **problem**.

Capitalization

He first word of the sentence

End Marks

Use a period at the end of a statement.

Pronoun

He replaces *soldier*

their replaces *soldiers'*

Week 7 students will learn that a possessive pronoun like *their* is a pronoun that functions as an adjective.

Rewrite It! He told the little man about their problem.

Read It!

the little man **promised** that he would help

Mark It!

1 article (ar)
1 noun (n)
1 pronoun (pr)

Fix It!

1 capital
1 end mark

Day 2

promised

said that one would or would not do something

ar *n* *pr*
the little man **promised** that he would help.

Capitalization	The first word of the sentence
End Marks	Use a period at the end of a statement.
Pronoun	he replaces <i>little man</i>

Rewrite It!

The little man promised that he would help.

Read It!

the dwarf gave the soldier a **cloak** and told him
to show it to his friends in the morning

Mark It!

4 articles (ar)
5 nouns (n)
3 pronouns (pr)

Fix It!

1 capital
1 end mark

Day 3

cloak

a long, loose piece of clothing without sleeves

ar *n* *ar* *n* *ar* *n* *pr*
the dwarf gave the soldier a **cloak** and told him
≡
 pr *pr* *n* *ar* *n*
to show it to his friends in the morning.

Capitalization

The first word of the sentence

End Marks

Use a period at the end of a statement.

Pronoun

him replaces *soldier*

it replaces *cloak*

his replaces *soldier's*

Week 7 students will learn that a possessive pronoun like *his* is a pronoun that functions as an adjective.

Rewrite It! The dwarf gave the soldier a cloak and told him to show it to his friends
in the morning.

Read It!

the person wearing the cloak would have
his wish **granted**

Mark It!

2 articles (ar)
3 nouns (n)
1 pronoun (pr)

Fix It!

1 capital
1 end mark

Day 4

granted

given what was asked

ar *n* *ar* *n*
the person wearing the cloak would have
his wish **granted**.

Capitalization	The first word of the sentence
End Marks	Use a period at the end of a statement.
Pronoun	his replaces <i>person's</i>

Rewrite It! The person wearing the cloak would have his wish granted.