

Primary Arts of Language: Phonetic Games

Based on the *Blended Sound-Sight Program of Learning*
by Anna Ingham, C.C.M.

Adapted for Home Educators
by Jill Pike

Teacher's Resource

First Edition, January 2011
Institute for Excellence in Writing, L.L.C.

1. Letter Stories

Use the letter story cards to help your student remember the sounds of each letter and the way to print it. As you match up the letter story cards with the upper/lowercase pair below, be sure to say the letter story. A chart with the basic letter stories is included with the game cards. Attach the chart to the front of the game folder for reference.

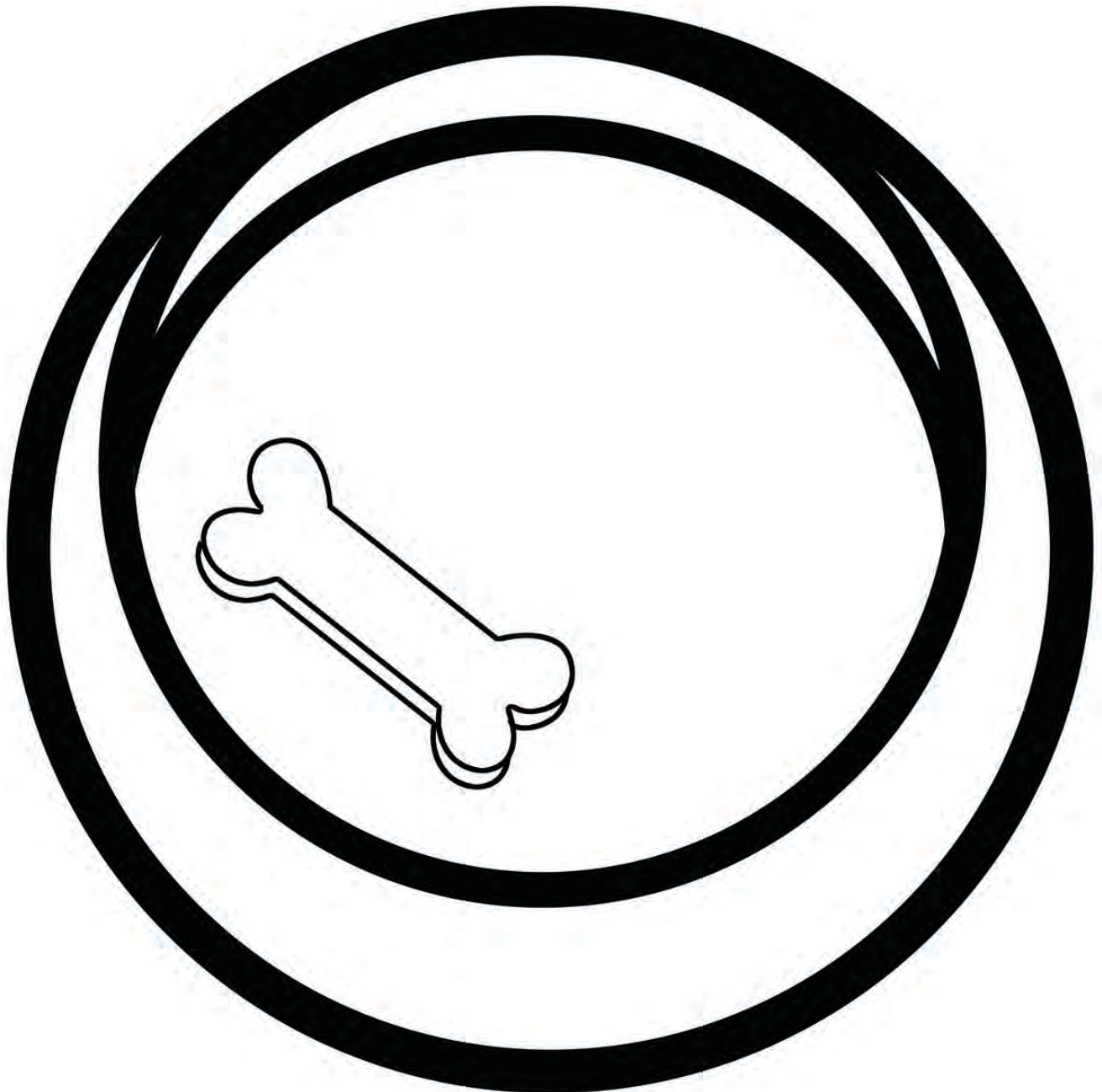
Aa	Bb	Cc
Dd	Ee	Ff
Gg	Hh	Ii
Jj	Kk	Ll

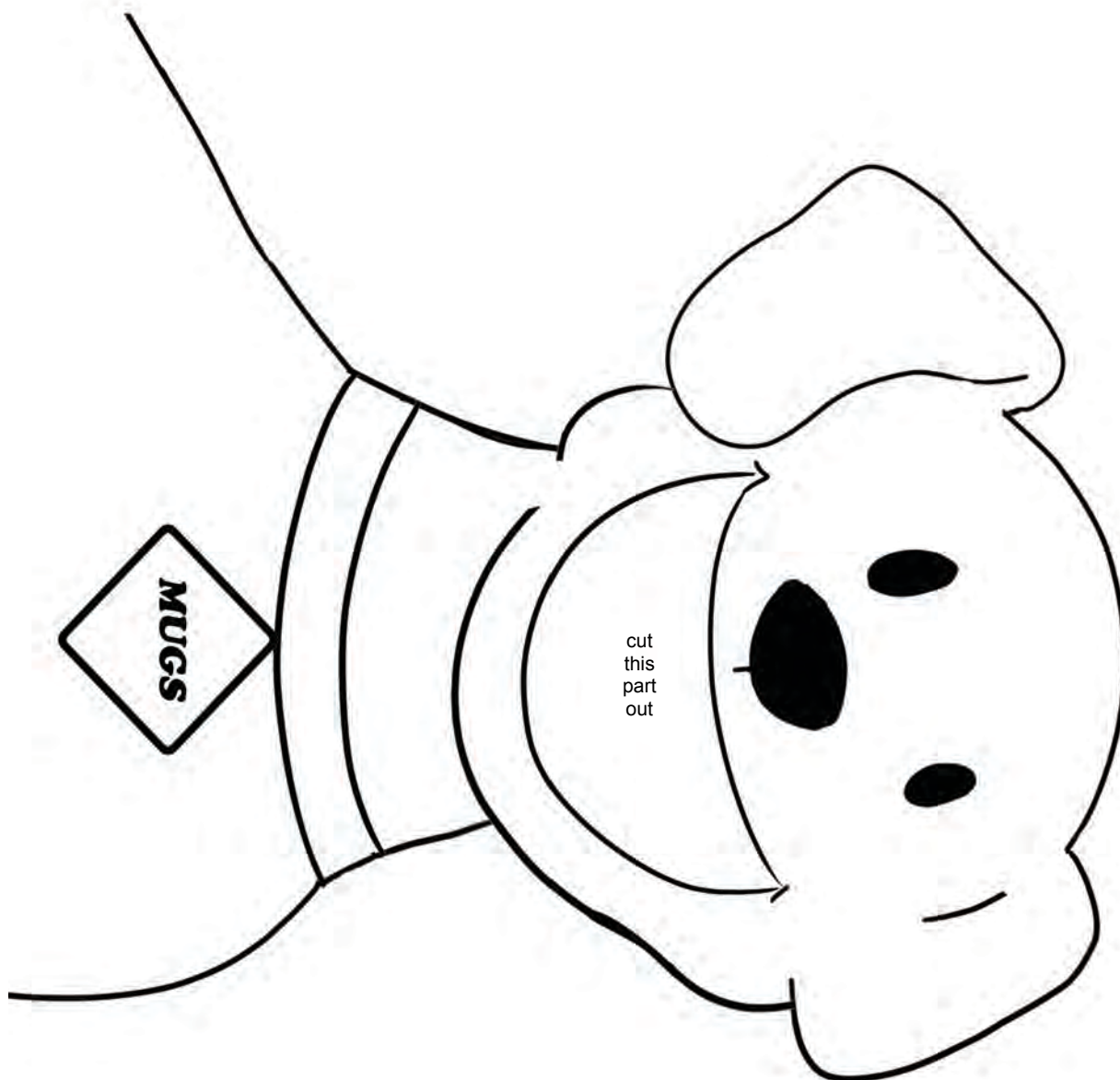
Mm	Nn	Oo
Pp	Qq	Rr
Ss	Tt	Uu
Vv	Ww	Xx
Yy	Zz	

2. Mugs

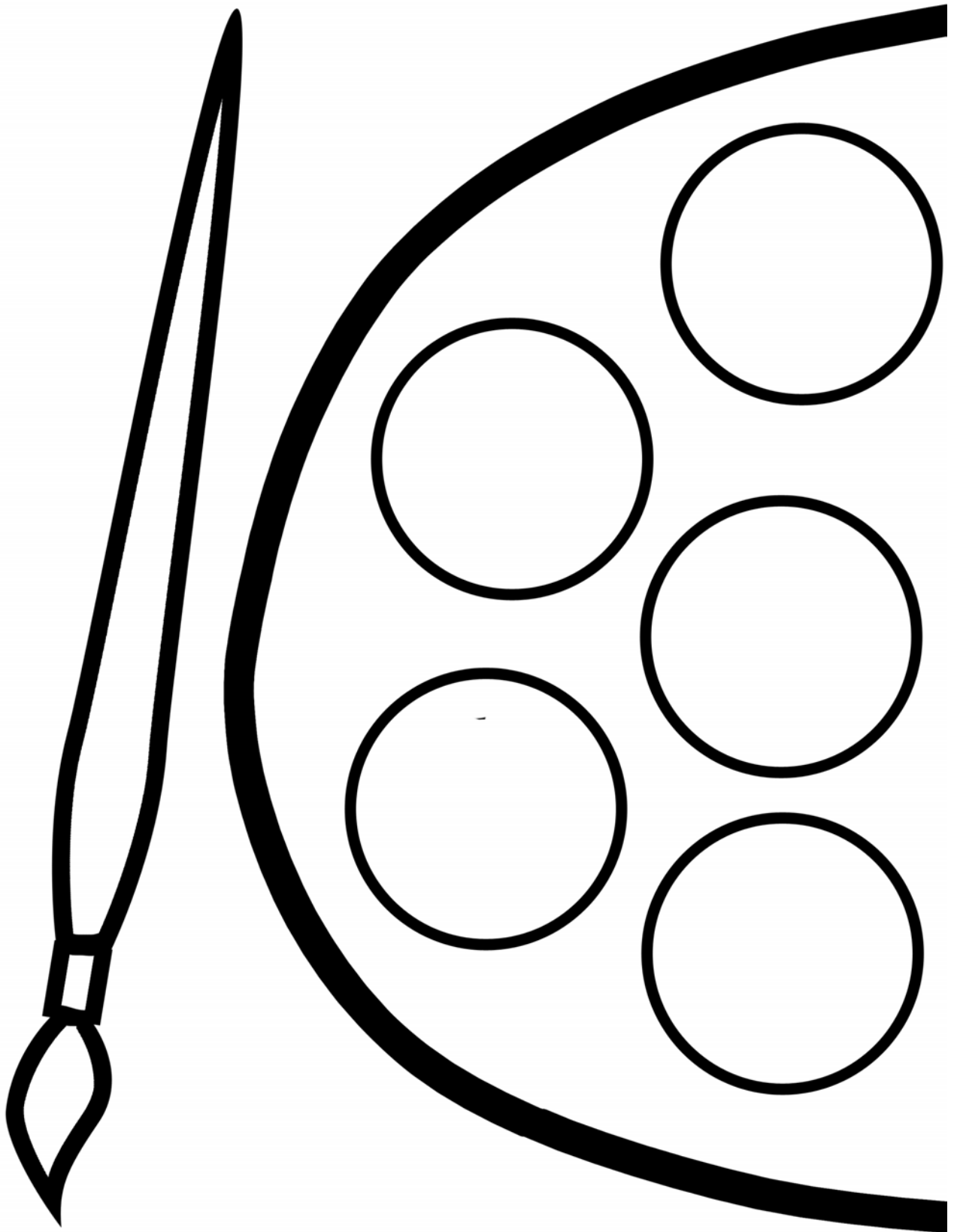
In this game, your student will feed Mugs his bones. Prop Mugs up against a sturdy object. Cut out his mouth and cut apart the game pieces. As you teach the lowercase letters and letter pairs (consonant and vowel digraphs), print the letter(s) on the bones.

As your student feeds Mugs his bones, have him say the sound of the letter(s) printed on each bone before putting it in Mug's mouth. You can periodically have Mugs "talk" to your student and tell him how well he is learning his letters.






3. Color Palette



Trim the board such that the painter's palette will meet in the middle. Color in the circles as the color words are taught (green, yellow, black, blue, brown, red, orange, purple, and white). Cut out the game cards as the colors are taught, and match them to the colors on the game board by laying them on top of their corresponding color.



4. Letter Parking Lot

Cut out the car game cards, and print one lowercase letter on each car as the letters are taught. Your student can have fun driving around and parking the letters in the correct lot. *a, e, i, o, and u* are vowels. All the rest are consonants, except for the letter *y*, which has its own VIP parking space.

Vowel Lot

Sometimes a Vowel VIP Space

--

[illegible]