

# **Primary Arts of Language: Reading**

Student Book 1

Based on the Blended Sound-Sight Program of Learning  
by Anna Ingham, C.C.M.

Adapted for Home Educators  
by Jill Pike

First Edition, January 2011  
Institute for Excellence in Writing, L.L.C.

## September

A road like brown ribbon,

A sky that is blue,

A forest of green

with the sky peeping through.

Asters deep purple,

A grasshopper's call,

Today it is summer;

Tomorrow is fall.

## Lesson 1 Work Page





Name: \_\_\_\_\_

Have your student color the flower yellow and the stem and leaf green. Have him underline the helpers (ee and ow) on the words below. He may then cut out the words and paste them in the appropriate boxes.





green	yellow	yellow
yellow	green	green




# Lesson 2 Work Page

Name: \_\_\_\_\_

- Have your student color the corn yellow and the leaves and stem green. The ground is already black.
- Draw an arrow from the top set of boxes to the green leaves, an arrow from the middle set of boxes to the yellow corn, and an arrow from the bottom set of boxes to the black dirt.
- Have him underline the helpers (ee, ow, and ck) on the words below, and then cut out the words to paste in the appropriate boxes.




green	yellow	yellow
black	black	green
yellow	black	green



**Periods** tell us to stop. Drop your voice at a period.

**Commas** tell us to pause. Raise your voice a little at a comma.







**Question marks** come at the end of questions. Raise your voice a little at a question mark.

**Exclamation marks** are exciting!

# Lesson 3 Work Page

Name: \_\_\_\_\_

Have your student underline all the *th* helpers and place a breve (˘) over each *i*.

<u>This</u>	is	a  .
This		a  .
		a  .
		a  .
		a  .
		a  .

This	is	is	This	is
is	This	This	is	is

Use these strips for the end of day activity. Cut out these strips and use them around the house to practice reading this sentence type. The first four strips can be used with any object such as a lamp, couch, or book. Use the strips without the word “a” to indicate people’s names (e.g., “This is Tommy.”).

This is a .

This is a .

This is a .

This is a .

This is .

This is .

This is .

This is .