

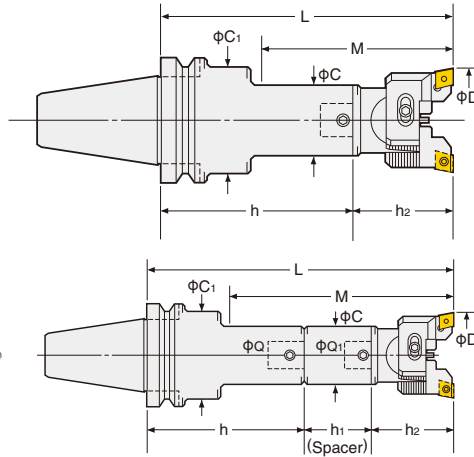
2LOCK BALANCE-CUT BORING ARBOR



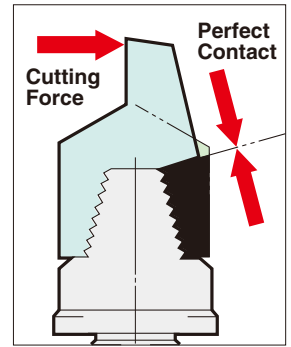
Boring for Roughing



RAC

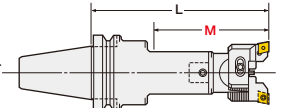


Power of Shoulder Support




TAPER	Code No.	Boring Range D	Boring Depth M	Coupling Dia Q	C	C1	P.74		Weight (kg)
							Head No.	Tip No.	
	NBNo.- Min.D -L						Q- Min.D -h ₂		
No.40	NBT40-RAC 25-135E, 165E, 180E	25~32	67, 105, 112	12	24	35	12-RAC 25- 55E	CC07-C	2.0, 2.1, 2.1
	(NIT40)-RAC 32-150E, 180E, 195E	32~45	77, 110, 122	16	31	42	16-RAC 32- 55E	CC08-C	2.4, 2.6, 2.6
	-RAC 43-150E, 180E, 210E	43~55	97, 130, 157	20	40	50	20-RAC 43- 70E	CC12-C	2.7, 2.9, 3.2
	-RAC 53-165E, 210E, 225E	53~70	135, 180, 195	26	50	60	26-RAC 53- 70E		2.5, 3.3, 3.2
	-RAC 70-180E, 195E, 240E	70~100	180, 195, 240	34	64	80	34-RAC 70- 85E		4.8, 5.2, 6.2
	-RAC100-195E	100~130	195	42	83	83	42-RAC100-100E		6.8
No.50	NBT50-RAC 25-150E, 180E, 195E	25~32	67, 105, 112	12	24	44	12-RAC 25- 55E	CC07-C	4.7, 4.9, 4.8
	(NIT50)-RAC 32-180E, 210E, 225E	32~45	77, 110, 122	16	31	50	16-RAC 32- 55E	CC08-C	5.4, 5.6, 5.6
	-RAC 43-180E, 195E, 225E, 240E	43~55	97, 130, 142, 157	20	40	60	20-RAC 43- 70E	CC12-C	5.7, 5.8, 6.1, 6.2
	-RAC 53-210E, 240E, 270E	53~70	117, 182, 177	26	50	65	26-RAC 53- 70E		6.9, 7.0, 7.6
	-RAC 70-255E, 285E, 315E	70~100	205, 235, 265	34	64	80	34-RAC 70- 85E		9.5, 9.9, 10.9
	-RAC100-225E, 290E, 325E*	100~130	225, 290, 325	42	83	83	42-RAC100-100E		12.5, 15.2, 16.5

★"C" grade (Coated) inserts are supplied as standard with the head. P.74 Please refer P.116 for cutting condition.
 ★Please refer P.210 for base holder, P.102 for spacer and P.79 for head.
 ★For centre through tool coolant type, please add "-C" at the end of Code No. e.g. NBT40-RAC53-165-C
 ★Cartridges & Insert tips for the Heavy Duty Boring of Iron and Cast Iron (No letter), for Aluminum (A), and for Through Hole & Multiple Sheets (K) are available. Please refer P.80 for cartridges. Please add the letter "No letter", "A" or "K" at the end of Code No. e.g. NBT40-RAC53-165A
 ★* : NBT50-RAC100-375E, 425E and 475E are also available.
 Code No. of RAC25 and RAC32 with CC inserts are changed to RAC25E and RAC32E. Please refer P.71, P.72
 ★When L length is required longer than standard, please specify the boring depth M and Q No.



2LOCK MAJOR DREAM HOLDER BASE HOLDER for MODULAR TYPE JAPAN PAT.



MDQ

Photo shows with A1 spacer and ZMACX-V head.

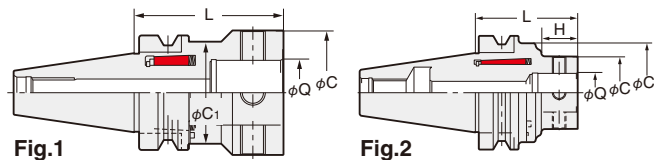


Fig.1

Fig.2

TAPER	Code No.	Q	L	C	C1	H	Weight (kg)	ZMAC-V Boring Range	Fig
No.30	NBT30-MDQ26- 60	26	60	50	50	37.5	-	16~70	1
No.40	NBT40 (NIT40)-MDQ26- 65	26	65	50	54	30.0	1.3	16~70	2
No.50	NBT50-MDQ26- 80	26	80	50	87	22.0	4.6	16~70	
	(NIT50)-MDQ34- 90	34	90	64	87	32.0	4.9	16~85	
	-MDQ42-100	42	100	83	87	45.0	5.7	16~180	

★All base holders are used for centre through tool coolant. ★Coupling bolt and wrench are supplied as standard.
 ★ZMACX-V head is recommended to use with the MAJOR DREAM base holder for anti-vibration.
 ★When L length is required longer than standard, please specify the boring depth M and Q No.

