

MINI-MINI CHUCK ADVANCED ALPHA

NEW

NIKKEN

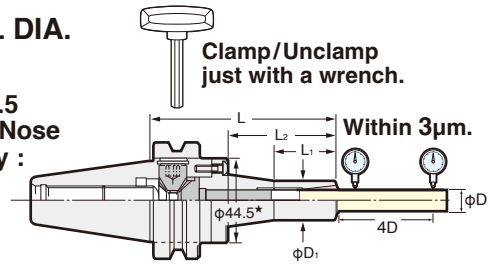
MMC

Extra-long sizes are added

High Speed

EXPERT for SMALL DIA. END MILLING

30,000min⁻¹ & G2.5
Gripping from Front Nose
Run-Out Accuracy :
3μm at 4D



Clamp/Unclamp just with a wrench.
Within 3μm.
Dimension marked ★ is 52.4 for MMC12.

JAPAN PAT.

TAPER	Code No.	D	L	φD ₁	L ₁	L ₂	Collet	MAX.min ⁻¹	Weight(kg)			
No.30	BT30 - MMC 4 - 105 - AA	1~ 4	105	15	30	43	MPK 4	30,000	0.9			
	MMC 8C - 105 - AA	2~ 8		20	33	42	PMK 8 VMK 8		0.9			
	MMC 12C - 105 - AA	4~12		30	35	44	PMK12 VMK12		1.1			
No.40	BT40 - MMC 4 - 90 - AA	1~ 4	90	15	30	43	MPK 4	30,000	1.2			
	8C - 90 - AA	2~ 8		20	33	42	PMK 8 VMK 8		1.2			
	-120 - AA				72	102			1.3			
	-150 - AA		132		1.4							
	-180 - AA	180	1.5									
	12C - 90 - AA	4~12	30	90	35	44	PMK12 VMK12		1.4			
	-120 - AA			60	74	1.5						
	-150 - AA			70	104	1.6						
	-180 - AA			100	134	1.7						
	No.50			BT50 - MMC 4 - 105 - AA	1~ 4	105			15	30	43	MPK 4
8C - 105 - AA				2~ 8	20			33	42	PMK 8 VMK 8	3.8	
-135 - AA								72	102		3.9	
-165 - AA		102	4.0									
-195 - AA		132	4.1									
12C - 105 - AA		4~12	30	105	35	44	PMK12 VMK12	4.0				
-135 - AA				60	74	4.1						
-165 - AA				70	104	4.2						
-195 - AA	100			134	4.3							

★Wrench EA573KL-6 : MMC4, MMC8C MMCL12-M6W : MMC12C(BT30,BT40) : MMCL12-M6T62 : MMC12C(BT50) is attached as standard.

★Extra-long sizes are added *Extra-long sizes : longer +30~90mm than conventional.

★Collet is available as an option. Please refer P.38

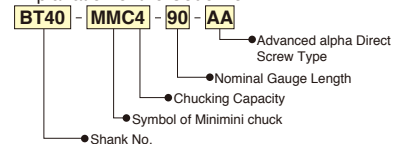
★Center through tool coolant type MINI-MINI Chuck is available for MMC8 and MMC12 type only.

Please add the letter "C" to the Code No. e.g. BT40-MMC8C-90



EA573KL-6

Explanation of the Code No.



Extra-long sizes are added*



Photo shows BT50 type

longer than +30~90mm than conventional.

Easy to approach a complicated work piece due to compact and extra-long design

DIRECT SCREW TYPE MINI-MINI CHUCK

NIKKEN

TAPER	Code No.	D	L	φD ₁	L ₁	L ₂	Collet	MAX.min ⁻¹	Weight(kg)
No.30	BT30-MMC8-65-AT	2~8	65	20	30	40	VMK 8	30,000	0.43

★Wrench EA573KL-15 is attached as standard. ★Wrench both for chuck and pull stud is available as an option. Code No. is MMCLA-BT30.

★Collet is available as an option. Please refer P.38

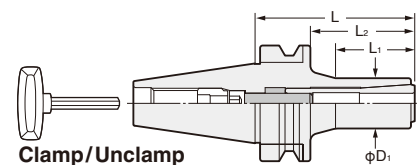
Direct Screw Type



Photo shows BT30-MMC8-65-AT

High Accuracy and High Gripping Torque by rigid and smooth shape body

HSK Direct Screw Type : P.256



Clamp/Unclamp just with a wrench.