

HIGH SPEED SLIM CHUCK

NIKKEN

MAX.40,000min⁻¹ & G2.5

Explanation of the Code No.

BT40 - SK 10 - 90 P

- Symbol of High Speed
- Nominal Gauge Length mm
- Chucking Capacity
- Symbol of Slim Chuck
- Shank No.



SK-P

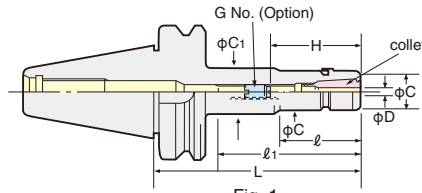


Fig. 1

When SK J type nut is used, the total chuck length will be extended by 6mm. JAPAN, USA, EU, KOREA PAT.

TAPER	Code No.	D	L	ℓ	ℓ ₁	C	C ₁	H	G No. (Option)	MAX. (min ⁻¹)	collet	weight (kg)		
No.30	BT30-SK 6- 60P	0.7 ~ 6.0	60	33	33	19.5	19.5	21~35	SKG- 8	40,000	SK 6	0.7		
	- 90P		90	56	65		32					0.7		
	-120P		120	62	95		32					0.8		
	-SK10- 45P	1.75~10.0	45	22	22	27.5	27.5	30~50	SKG-12S		30,000	SK10	0.8	
	- 60P		60	35	35								0.9	
	- 75P		75	50	50								0.9	
	- 90P		90	65	65								1.0	
	-120P	120	95	95	1.1									
	-SK13- 60P	2.75~13.0	60	35	35	33	33	31~50	SKG-15		30,000	SK13	1.0	
	- 75P		75	50	50								1.1	
	- 90P		90	65	65								1.1	
	-120P		120	95	95								1.2	
	-SK16- 60P	2.75~16.0	60	37	37	40	40	45~60	SKG-12L		30,000	SK16	1.1	
	- 75P		75	52	52								1.2	
	- 90P		90	67	67								1.2	
	-120P		120	97	97								1.3	
	-SK20- 60P	3.5~20.0	60	37	37	48.5	48.5	65~70	SKG-12S		30,000	SK20	0.7	
	- 75P		75	52	52								0.9	
- 90P	90		67	67	1.2									
-SK25- 90P	7.5~25.4	90	67	67	55	55	55~75	SKG-12	20,000	SK25	1.5			
No.40	BT40-SK 6- 60P	0.7 ~ 6.0	60	30	30	19.5	19.5	21~35	SKG- 8	30,000	SK 6	1.0		
	- 90P		90	51	60		32					1.1		
	-120P		120	60	90		25					1.4		
	-150P		150	60	120		25					1.5		
	-SK10- 60P	1.75~10.0	60	32	32	27.5	27.5	30~50	SKG-12L		30,000	SK10	1.1	
	- 75P		75	45	45								1.2	
	- 90P		90	48	60								40	1.2
	-120P		120	73	90								34.5	1.4
	-150P		150	73	118								39	1.6
	-180P	180	88	148	39	1.6								
	-SK13- 60P	2.75~13.0	60	28	28	33	33	31~65	SKG-15		25,000	SK13	1.2	
	- 75P		75	43	43								1.3	
	- 90P		90	58	58								40	1.4
	-120P		120	88	88								1.6	
	-150P		150	88	118								1.8	
	-180P	180	148	148	1.8									
	-SK16- 60P	2.75~16.0	60	32	32	40	40	50~65	SKG-18S		25,000	SK16	1.3	
	- 75P		75	43	43								40~67	1.4
	- 90P		90	58	58								40~70	1.5
	-120P		120	88	88									1.7
	-150P		150	118	118									1.9
	-180P	180	148	148	2.0									
	-SK20- 60P	3.5~20.0	60	32	32	48.5	48.5	47~60	SKG-22		20,000	SK20	1.3	
	- 75P		75	45	45								47~70	1.4
	- 90P		90	60	60								47~80	1.6
	-120P		120	90	90									2.0
	-SK25- 75P	7.5~25.4	75	47	47	55	55	55~75	SKG-12		20,000	SK25	1.7	
- 90P	90		61	61	55~85					1.8				
-120P	120		91	91						2.0				

HIGH SPEED SLIM CHUCK

NIKKEN

MAX.40,000min⁻¹ & G2.5



SK-P

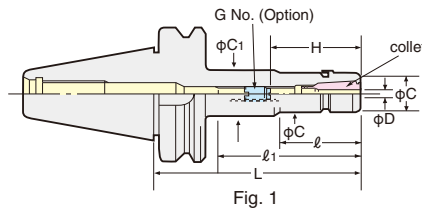
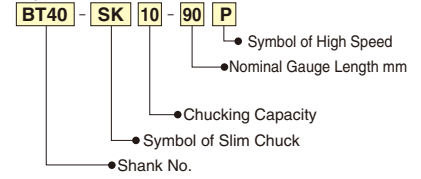


Fig. 1

Explanation of the Code No.



When SK J type nut is used, the total chuck length will be extended by 6mm. JAPAN, USA, EU, KOREA PAT.

TAPER	Code No.	D	L	ℓ	ℓ ₁	C	C ₁	H	G No. (Option)	MAX. (min ⁻¹)	collet	weight (kg)
No.50	BT50-SK 6-105P	0.7 ~ 6.0	105	55	64	19.5	32	21~35	SKG- 8	20,000	SK 6	3.8
	-135P		135		92							3.9
	-165P		165	60	114							4.0
	-200P		200		151							4.2
	-SK10-105P	1.75~10.0	105	57	57	27.5	32	30~50	SKG-12L	20,000	SK10	4.2
	-135P		135	70	92							4.4
	-165P		165		114							4.6
	-200P		200	75	151							4.8
	-225P	225		178	5.0							
	-SK13-105P	2.75~13.0	105	62	62	33	33	31~65	SKG-15	20,000	SK13	4.5
	-135P		135		92							4.7
	-165P		165	92	122							4.9
	-200P		200		157							5.2
	-SK16-105P	2.75~16.0	105	62	62	40	40	40~70	SKG-18L	20,000	SK16	4.7
	-135P		135	92	92							4.9
	-165P		165	90	122							5.1
	-200P		200		157							5.5
	-SK20-105P	3.5~20.0	105	62	62	48.5	48.5	47~80	SKG-22	20,000	SK20	4.3
	-135P		135	92	92							4.6
	-165P		165	122	122							5.0
-200P	200		157	157	5.4							
-SK25-105P	7.5~25.4	105	62	62	55	55	50~85	SKG-28	15,000	SK25	5.2	
-135P		135	92	92							5.4	
-165P		165	122	122							5.6	
-200P		200	157	157							6.0	

- ★ Collet, adjust screw (G No.) and GH Handle are available as an option.
- The Code No. of the GH Handle is SK6-P: GH6, SK10-P: GH10, SK13-P: GH12, SK16-P: GH16, SK20-P: GH20, SK25-P: GH25
- ★ Please refer P.49 for TiN Bearing Nut.
- ★ Please refer P.43 for SK collet.
- ★ Adjust screw with centre hole P.52 can be used for centre through tool coolant application (MAX. 1MPa).
- Please refer P.52 for adjust screw (G No.).



GH Handle P.48

Code No. for SLIM CHUCK with SPECIAL NUT

NIKKEN

Code No. for Slim Chuck with special nut

Standard nut (for C-spanner) is attached for standard slim chuck.
Nut for high speed (for GH Handle) is attached for high speed slim chuck.

- Standard slim chuck + J type nut : Please add "-J" at the end of Code No. e.g. BT40-SK10-90-J
- Standard slim chuck + Nut for high speed : Please add "-G" at the end of Code No. e.g. BT40-SK10-90-G
- Standard slim chuck + J type nut for high speed : Please add "-GJ" at the end of Code No. e.g. BT40-SK10-90-GJ
- High speed slim chuck + J type nut : Please add "-J" at the end of Code No. e.g. BT40-SK10-90P-J

Code No. for VC holder with special nut

- With J type nut : Please add "-J" at the end of Code No. e.g. BT40-VC13-90-J

Code No. for MAJOR DREAM holder with special nut

- With J type nut : Please add "-J" at the end of Code No. e.g. BT40-MDSK13-90-J
- With nut for C-spanner : Please add "-SN" at the end of Code No. e.g. BT40-MDSK13-90-SN
- With J type nut for C-spanner : Please add "-SNJ" at the end of Code No. e.g. BT40-MDSK13-90-SNJ

When RPT treatment is required at same time, please add "-RP" first. e.g. BT40-SK10-90-RP-J