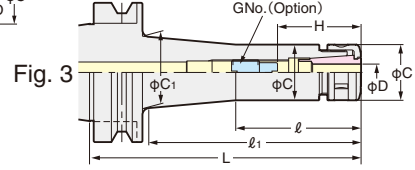
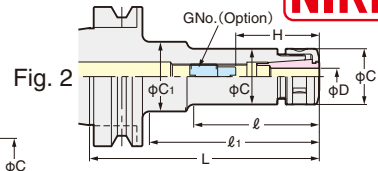
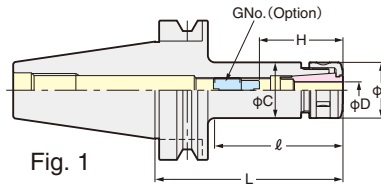


2LOCK SLIM CHUCK



SK
Photo shows SK10 type.

Centre Through
MAX. 7MPa



2LOCK tooling (NBT) can be used as the double face contact tooling on the M/C where spindle is BT double face contact system.
2LOCK tooling can also be used on the M/C with BT standard spindle.

When SK J type nut is used, the total chuck length will be extended by 6mm. JAPAN, USA, EU, KOREA PAT.

TAPER	Code No.	D	L	l	l ₁	C	C ₁	H	G No. (Option)	Weight (kg)	Fig	Collet	
No.30	NBT30-SK 6C- 60	0.7 ~ 6.0	60	33	33	19.5	19.5	26~31	SKG 6- 6HG	0.7	1	SK 6	
	- 90		90	56	65		32			0.7	2		
	-120		120	62	95		32			0.8			
	-SK10C- 45	1.75~10.0	45	22	22	27.5	27.5	33~41	SKG10-10HG	0.8	1	SK10	
	- 60		60	35	35					0.9			
	- 75		75	50	50					1.0			
	- 90		90	65	65					1.0			
	-120	120	95	95	1.1								
	-SK13C- 60	2.75~13.0	60	35	35	33	33	39~51	SKG13-10HG	1.0	1	SK13	
	- 75		75	50	50					1.1			
	- 90		90	65	65					1.1			
	-120	120	95	95	1.2								
	-SK16C- 60	2.75~16.0	60	37	37	40	40	47~52	SKG16-12HGE	1.1	1	SK16	
	- 75		75	52	52			45~52	SKG16-10HG	1.2			
	- 90		90	67	67			45~57	SKG16-12HG	1.2			
	-120	120	97	97	1.3								
	-SK20 - 60*	3.5~20.0	60	37	37	48.5	48.5	65~70	SKG-12S	0.7	1	SK20	
	-SK20C- 75		75	52	52			50~55	SKG20-12HGE	0.9			
- 90	90	67	67	47~63	SKG20-12HG	1.2							
-SK25 - 90*	7.5~25.4	90	67	67	55	55	55~75	SKG-12	1.5	1	SK25		
No.40	NBT40-SK 6C- 60	0.7 ~ 6.0	60	30	30	19.5	19.5	26~31	SKG 6- 6HG	1.0	1	SK 6	
	- 90		90	51	60		32			1.1	2		
	-120		120	60	90		25			1.4	3		
	-150		150	60	120		25			1.5			
	-SK10C- 60	1.75~10.0	60	32	32	27.5	27.5	33~41	SKG10-10HG	1.1	1	SK10	
	- 75		75	45	45					40	1.2		2
	- 90		90	48	60					34.5	1.4		3
	-120		120	90	90					39	1.6		
	-150		150	118	118		39	1.6					
	-180		180	73	148		39	2.0					
	-200		200	168	168		39	2.3					
	-250		250	218	218		39	2.3					
	-SK13C- 60	2.75~13.0	60	28	28	33	33	39~51	SKG13-10HG	1.2	1	SK13	
	- 75		75	43	43					1.3			
	- 90		90	58	58					1.4			
	-120		120	88	88		1.6			3			
	-150		150	118	118		1.8						
	-180		180	88	148		1.8						
	-200	200	168	168	2.2								
	-250	250	218	218	2.6								
	-SK16C- 60	2.75~16.0	60	32	32	40	40	45~52	SKG16-10HG	1.3	1	SK16	
	- 75		75	43	43			45~57	SKG16-12HG	1.5			
	- 90		90	58	58			1.5					
	-120		120	88	88			1.7					
	-150		150	118	118		1.9						
	-180		180	148	148		2.0						
	-200		200	168	168		2.3						
	-250		250	218	218		2.8						
	-SK20C- 60	3.5~20.0	60	32	32	48.5	48.5	57~63	SKG20-16HG	1.3	1	SK20	
	- 75		75	45	45			47~63	SKG20-18HG	1.4			
	- 90		90	60	60			1.6					
	-120		120	90	90			2.0					
	-SK25C- 75	7.5~25.4	75	47	47	55	55	60~65	SKG25-18HGE	1.7	1	SK25	
	- 90		90	61	61			60~70	SKG25-18HGD	1.8			
	-120		120	91	91			60~70	SKG25-24HG	2.0			

2Lock

2LOCK SLIM CHUCK

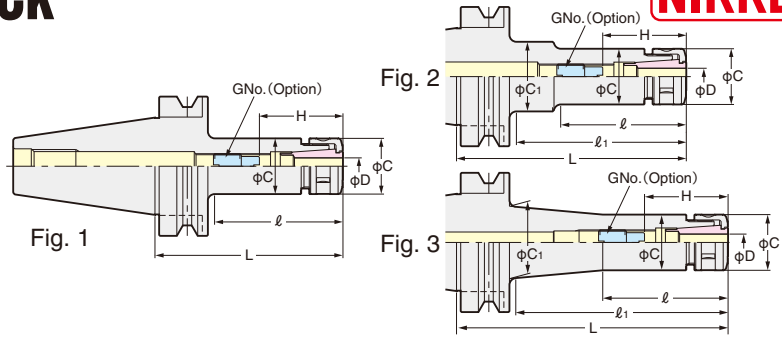


SK

Photo shows SK16 type.

Centre Through
MAX. 7MPa

2LOCK tooling (NBT) can be used as the double face contact tooling on the M/C where spindle is BT double face contact system.
2LOCK tooling can also be used on the M/C with BT standard spindle.



When SK J type nut is used, the total chuck length will be extended by 6mm. **JAPAN, USA, EU, KOREA PAT.**

TAPER	Code No.	D	L	l	l ₁	C	C ₁	H	G No. (Option)	Weight (kg)	Fig	Collet
No.50	NBT50-SK 6C-105	0.7 ~ 6.0	105	55	64	19.5	32	26~31	SKG 6- 6HG	3.8	2	SK 6
	-135		135		92					3.9		
	-165		165	60	114					4.0		
	-200		200		151					4.2		
	-SK10C-105	1.75~10.0	105	57	57	27.5	36	33~41	SKG10-10HG	4.2	3	SK10
	-135		135	70	92					4.4		
	-165		165		114					4.6		
	-200		200		151					4.8		
	-225		225	75	178					5.0		
	-250		250		207					5.2		
	-300	300		257	5.5							
	-SK13C-105	2.75~13.0	105	62	62	33	45	39~51	SKG13-10HG	4.5	1	SK13
	-135		135		92					4.7		
	-165		165		122					4.9		
	-200		200	92	157					5.2		
	-250		250		207					5.7		
	-300	300		257	6.7							
	-SK16C-105	2.75~16.0	105	62	62	40	50	45~57	SKG16-12HG	4.7	1	SK16
	-135		135	92	92					4.9		
	-165		165		122					5.1		
	-200		200	90	157					5.5		
	-250		250		207					6.2		
	-300		300		257					6.7		
	-SK20C-105	3.5~20.0	105	62	62	48.5	48.5	47~63	SKG20-18HG	4.3	1	SK20
	-135		135	92	92					4.6		
	-165		165	122	122					5.0		
	-200		200	157	157					5.4		
	-250		250	207	207					6.2		
	-300		300	257	257					7.0		
	-SK25C-105	7.5~25.4	105	62	62	55	55	60~70	SKG25-24HG	5.2	1	SK25
-135	135		92	92	5.4							
-165	165		122	122	5.6							
-200	200		157	157	6.0							
-250	250		207	207	6.8							
-300	300		257	257	7.5							

- ★Please refer P.65 for use as Tap Holder for Synchronized Tapping.
- ★Collet, adjust screw (G No.) and spanner are available as an option.
- The Code No. of the spanner is SK6(C=φ18): SKL-6, SK6(C=φ19.5): SKL-6W, SK10: SKL-10, SK13: 9HC12A, SK16: 9HC16, SK20: 9HC22, SK25: 9HC25
- ★Please refer P.196, P.197 for High Speed Slim Chuck (40,000min⁻¹)
- ★All Slim Chucks can be used for Centre Through Coolant type. Please refer P.52 for Centre Through Coolant Adjust Screw and P.304 for Centre Through Pull Stud.
- ★Please refer P.131 for Flange Through Coolant type.
- ★NBT40-SK10-200, 250 NBT50-SK10-250, 300 are also available as semi-standard.
- ★SK16-200, 250 SK16-250, 300
- ★Please add "-RP" at the end of Code No. for Rust Proof Treatment Slim Chuck. e.g. NBT40-SK10-90-RP
- ★Extended gauge length slim chucks with the straight arbor like Fig.1 are available.
- NBT50-SK10C-200ST, -250ST, -300ST
- SK13C-200ST, -250ST, -300ST
- SK16C-200ST, -250ST, -300ST