EUROPEAN JOURNAL OF BIOMEDICAL AND PHARMACEUTICAL SCIENCES
http://www.ejbps.com

ISSN 2349-8870
Coden USA: EJBPBO
Volume: 13
Issue: 5
Year: 2026

THERAPEUTIC POTENTIAL OF CURCUMA LONGA: A COMPREHENSIVE REVIEW

Abdul Quaiyoom*, Saumya Tripathi, Ashish Pal, Shekhar Singh, Ruchi Yadav, Vaishnavi Pandey

Suyash Institute of Pharmacy, Hakkabad, Gorakhpur, Uttar Pradesh, India-273016.

***Corresponding: Abdul Quaiyoom**

Suyash Institute of Pharmacy, Hakkabad, Gorakhpur, Uttar Pradesh, India-273016.

DOI: https://doi.org/10.5281/zenodo.20132755

How to cite this Article: Abdul Quaiyoom*, Saumya Tripathi, Ashish Pal, Shekhar Singh, Ruchi Yadav, Vaishnavi Pandey. (2026). Therapeutic Potential of Curcuma Longa: A Comprehensive Review. European Journal of Biomedical and Pharmaceutical Sciences, 13(5), 338–352.

This work is licensed under Creative Commons Attribution 4.0 International license.

Article Received on 15/04/2026 **Article Revised on 05/05/2026** **Article Published on 10/05/2026**

ABSTRACT

The review addresses the various therapeutic uses of curcumin, the active component of Curcuma longa, or turmeric. The leaves have potent antifungal properties against human pathogenic fungus, while rhizome juice and powder are used to treat skin issues because of their anti-parasitic properties. Curcumin is well known for its anti-inflammatory, anti-carcinogenic, anti-mutagenic, and antioxidant properties that guard against UV-induced skin damage. Additionally, new studies have highlighted the potential of turmeric against cardiovascular and neurological diseases. Overall, the results demonstrate the various therapeutic potentials of curcumin and C. longa in preventing microbial infections and enhancing skin health.

KEYWORDS; Curcuma Longa, Curcumin, Anti-Parasitic Effects, Anti-Mutagenic, Antioxidant, Anti-Inflammatory, And Anti-Carcinogenic Effects.

INTRODUCTION

Turmeric (Curcuma longa), a rhizomatous, herbaceous perennial plant in the Zingiberaceae family, is also referred to as haldi in Hindi and manjal in Tamil. It is widely grown throughout Asia, including India, China, Thailand, Malaysia, Indonesia, and another subtropical/tropical region. It is native to tropical South Asia.[1] Turmeric has a long and rich medical history.

It has been used for thousands of years in traditional Chinese medicine as well as Indian Ayurvedic, Siddha, and Unani medical systems. It has been used for ritual, gastronomic, cosmetic, and dyeing uses in addition to its medicinal qualities.[2] Turmeric has long been used to treat a variety of exterior injuries, wounds, inflammation, skin conditions, liver conditions, respiratory issues, and digestive difficulties. Turmeric has been used for around 4,000 years in Vedic civilization, according to Turmeric: The Golden Spice (a chapter in Herbal Medicine).[2,3]

Through trade and cultural exchanges, the plant spread to other areas. By the year 700 AD, turmeric had reached China; by the year 800 AD, it had reached East Africa; and by the year 1200 AD, it had reached West Africa.

In addition to its usage in traditional herbal remedies, turmeric has attracted a lot of scientific attention lately, especially due to its pharmacological qualities. Numerous bioactive substances have been found by researchers, particularly terpenoids, phenolic compounds, volatiles, and curcuminoids (curcumin, demethoxycurcumin, and bis-demethoxycurcumin). The rhizome is the main component used for its medicinal properties, both as extracts and in dried powder form.[3]

There are still issues despite widespread conventional use and encouraging experimental results, particularly when it comes to converting effects in vitro and in animal models into reliable clinical results in humans.

Notable obstacles include low bioavailability, quick metabolism, and chemical composition fluctuation (depending on cultivar, growing circumstances, and processing). The goal of this review is to give a thorough overview of Curcuma longa, including its botanical and taxonomical traits, chemical components, traditional and contemporary pharmacological usage, formulation and delivery issues, and potential future possibilities for clinical and industrial applications.[4]

Background & History

For about 4,000 years, South Asians have utilized turmeric (Curcuma longa), a rhizomatous perennial belonging to the Zingiberaceae family, for ritual, culinary, and medicinal uses.[5]

Through trade and cultural interaction, the plant is said to have originated in the Indian subcontinent and then expanded throughout Asia and portions of Africa.[6]

Cultural & Traditional Importance

Turmeric is utilized in wedding ceremonies, as a cosmetic (kappu/manjal), and as an auspicious material in pujas, all of which are firmly ingrained in Indian social and religious customs.[7]

Turmeric, often known as "Indian saffron" or the "golden spice," has long been used for culinary purposes and as a natural colorant.

Medicinal Relevance (Traditional Uses)

Turmeric is prescribed by traditional medical systems like Ayurveda, Siddha, Unani, and traditional Chinese medicine for a variety of ailments, such as skin diseases, wound healing, liver disorders, digestive issues, and inflammatory issues like arthritis.[7]

Dried rhizome, powders, and pastes are used topically and internally in many tribes, according to ethnopharmacological evidence and historical sources.[8]

Global Significance & Economics

Turmeric and its extracts (curcumin) are vital commodities for the spice, nutraceutical, and pharmaceutical industries. India is the world's largest producer, consumer, and exporter of turmeric, making up a significant portion of global production and commerce.[9] Research on cultivation, quality assurance, and value-added processing has been spurred by the growing global demand for both culinary use and standardized curcumin extracts.[10]

Scientific Interest & Modern Research Focus

Curcuminoids (curcumin, demethoxycurcumin, and bis-demethoxycurcumin) and volatile oils have been extensively studied for their antioxidant, anti-inflammatory, antibacterial, anticancer, and neuroprotective qualities.[11] Thousands of researches have assessed the bioactivities of turmeric during the past 20 years; nevertheless, formulation and pharmacokinetic issues have hindered translation to clinical practice.[12]

Botanical Description and Cultivation of Turmeric

Botanical Description

Curcuma longa L., commonly known as turmeric, belongs to the family Zingiberaceae and is one of the most important medicinal and spice plants cultivated worldwide. It is a rhizomatous perennial herb that typically grows to a height of 1–1.5 meters.[12] The plant has two rows of big, oblong-lanceolate leaves that are held up by long petioles. The inflorescence is a spike made up of pale-yellow flowers with green bracts underneath each one. Scale leaves cover the ovoid, branched underground rhizomes with rings. Curcuminoids give them a vivid orange-yellow hue on the inside, and volatile oils give them a distinctive aromatic smell.[13] These rhizomes are the main source of curcumin and essential oils and make up the economically lucrative portion of the plant.

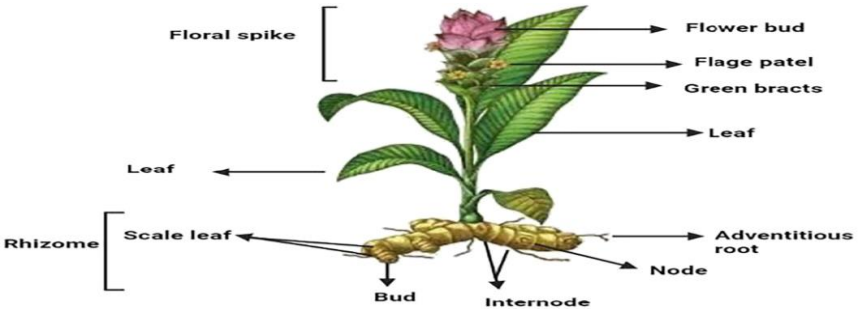

Figure 1: *Curcuma Aromatica* or Wild Turmeric.

Taxonomy and Varieties

Turmeric is taxonomically classified as:

- Kingdom: Plantae
- Order: Zingiberales
- Family: Zingiberaceae
- Genus: *Curcuma*
- Species: *Curcuma longa*.[13]

Haldi (Hindi), Haridra (Sanskrit), Manjal (Tamil), and Jianghuang (Chinese) are some of its colloquial names. Although Curcuma longa is the most widely farmed species, allied species including Curcuma aromatica and Curcuma amada are also produced for food and medicine.[14] Curcuma's genetic richness and adaptability are reflected in the more than 40 species that have been recognized throughout Asia.

Cultivation Requirements

Warm, humid temperatures are ideal for the growth of turmeric, a tropical and subtropical crop. Temperatures between 20 and 30°C and an annual rainfall of 1500 to 2000 mm are ideal for growth.[15] The crop needs well-drained, fertile soils with a pH of 5.5–7.5 that are rich in organic matter, such as sandy loam or clay loam.[16]

Rhizome cuttings, known locally as "seed rhizomes," are used for propagation. Typically, planting takes place between April and June, when the monsoon rains begin.

In seven to nine months, the crop reaches maturity. When the leaves and stems start to dry out and turn yellow, harvesting can start. Rhizomes are meticulously excavated, cleaned, boiled or steam-treated to lower the microbial burden, sun-dried, and polished to enhance their look. Color, aroma, and storage stability are all improved by this post-harvest preparation.[17]

Major Producing Regions

With around 80% of the world's production, India is the biggest producer, consumer, and exporter of turmeric.[18] Major Indian states that grow turmeric include Andhra Pradesh, Telangana, Tamil Nadu, Odisha, Maharashtra, Karnataka, and West Bengal. China, Myanmar, Indonesia, Sri Lanka, Nigeria, and Bangladesh are other significant manufacturing nations outside of India.[19] Additionally, India is a major exporter of essential oils, standardized curcumin extracts, and raw turmeric powder.

Economic Importance

Because of its many uses, turmeric has enormous economic value. It is used as a raw material in pharmaceuticals, nutraceuticals, and cosmetics in addition to being prized as a spice and coloring agent in cooking.[20] Due to growing consumer demand for natural medicines and functional foods, the worldwide turmeric market is expanding quickly. As a result, growing turmeric makes a substantial contribution to both India's spice economy and the livelihoods of farmers in tropical areas.

Traditional & Ethnomedicinal Uses of Turmeric

For thousands of years, traditional medicine has relied heavily on turmeric (Curcuma longa L.), a member of the Zingiberaceae family. In Asia, the Middle East, and Africa, its rhizome has been used as a spice, dye, cosmetic, and medicinal substance. Because of its distinctive yellow color, cultural importance, and wide range of medicinal uses, turmeric is frequently referred to as the "golden spice" in traditional systems. Many of these traditional usages are correlated with the biological activities of its bioactive ingredient, curcumin, according to recent ethnopharmacological study [PubMed, 34331682].[21]

1. Turmeric in Indian Traditional Medicine

For over 4,000 years, turmeric has been a key component of Ayurvedic, Siddha, and Unani medicine. India is the world's largest producer and consumer of turmeric. Turmeric is described as a helpful remedy for a number of illnesses in ancient books including the Sushruta Samhita. Turmeric is used in Ayurvedic medicine to treat wound healing, inflammation, rheumatism, flatulence, menstrual irregularities, skin conditions, and digestive issues. Formulations for respiratory problems, gallstones, and jaundice also contain it [CM Journal, 2025].[22]

Turmeric has significant cultural value in addition to its therapeutic uses. During Indian weddings, the bride and groom are treated with haldi, a turmeric paste that purifies the body, enhances the complexion, and guards against skin infections. Additionally, turmeric powder is employed in religious rites as a sign of purity and prosperity, in everyday cookery for its flavor and color, and in cosmetics like face masks [NCBI Bookshelf].[23]

2. Turmeric in Traditional Chinese Medicine (TCM)

Known as "Jiang Huang" in Mandarin, turmeric was brought to China during the Tang Dynasty (7th century). Classical texts like the Compendium of Materia Medica described its therapeutic qualities. Turmeric rhizomes are classified as "blood-activating and stasis-removing" medicines in TCM. They are used to treat rheumatic arthritis, traumatic injuries, postpartum abdominal discomfort, amenorrhea, dysmenorrhea, and chest and abdominal pain [PMC12117689].[24]

There are several uses for different portions of the plant. For example, rhizomatous sections function as cholagogues to increase bile flow, while tuberous parts encourage blood circulation and qi. Turmeric's continued significance in East Asian medicine is demonstrated by the fact that decoctions and powders are still given in TCM clinics today [PMC12117689].[25]

3. Ethnomedicinal Uses Across South Asia and Beyond

Turmeric is used extensively in traditional medicine in Bangladesh, Nepal, and Pakistan. Colds, sore throats, and stomach issues are treated with it when taken with milk or water; cuts, burns, and bruises are treated topically. Turmeric is used as a drink or paste to treat gastrointestinal issues, inflammation, and pain in Afghanistan and the Middle East [Chinese medicine]. News [2024].[26]

Turmeric is also used in African traditional medicine for cosmetic, antibacterial, and gastrointestinal issues. Its yellow pigment is utilized in Buddhist traditions to color monks' robes and as a natural dye for fabrics. Turmeric is universally recognized for its therapeutic qualities as well as its symbolic significance in daily life and ceremonies [CM Journal, 2025].[27]

4. Modern Ethnopharmacological Correlations

The traditional use of turmeric is consistent with current pharmacological research, according to ethnopharmacological surveys. Because curcumin has been shown to have anti-inflammatory and antioxidant qualities, it is often used to treat inflammatory disorders including arthritis. Antimicrobial and wound-healing research also supports its use on wounds and skin conditions. Curcumin's hepatoprotective and gastroprotective properties are compatible with its

application in the digestive and hepatic systems [PubMed, 34331682].[28] Turmeric's importance as a link between traditional ethnomedicine and contemporary evidence-based pharmacology is highlighted by this continuity between ancient knowledge and contemporary research. Turmeric is widely accepted as a versatile medicinal agent, as evidenced by its position in numerous traditional medical systems.



Figure 2: Turmaric and Its Various Form/Products.

Region / Culture	Common Traditional Uses of Turmeric	Sources
India (Ayurveda / Unani)	Digestive aid, liver disorders, jaundice, gallstones, skin diseases, menstrual irregularities, wound healing, inflammation	[CM Journal, 2025]
China (TCM)	Abdominal & chest pain, dysmenorrhea, postpartum pain, arthritis, traumatic injuries, jaundice, bile flow regulation	[PMC12117689]
South Asia (Pakistan, Nepal, Bangladesh)	Topical antiseptic, burns, digestive aid, colds, sore throat, respiratory issues, skin care (cosmetics)	[NCBI Bookshelf; Chinese Medicine. News, 2024]
Middle East & Africa	Stomach disorders, antimicrobial use, dye, cosmetic applications, pain relief	[CM Journal, 2025]
Cultural & Ritual Uses	Wedding haldi ceremony, Hindu rituals, Buddhist monk robes, natural dye, food coloring, cosmetic masks	[NCBI Bookshelf]

Phytochemistry & Active Constituents of Turmeric

The pharmacological effects of turmeric (Curcuma longa L.) are attributed to a number of bioactive substances, including as curcuminoids, essential oils, alkaloids, polysaccharides, and proteins. Because of its strong anti-inflammatory, antioxidant, antibacterial, and anticancer properties, curcumin is the most researched of these [PubMed, 34331682].[29]

1. Curcuminoids

- **Major curcuminoids**
- **Curcumin (diferuloylmethane)** – ~77% of total curcuminoids
- **Demethoxycurcumin (DMC)** – ~17%
- **Bisdemethoxycurcumin (BDMC)** – ~3–5%
- **Chemical properties**: Yellow pigment, insoluble in water, soluble in organic solvents (ethanol, methanol, DMSO).
- **Biological activities**: Anti-inflammatory, anticancer, neuroprotective, hepatoprotective.
- **Mechanism**: Curcumin modulates NF-κB, COX-2, LOX, and various cytokines to reduce inflammation and oxidative stress.
- **Figure suggestion**: Structural diagram of curcumin molecule.

2. Essential Oils

Turmeric rhizome contains volatile oils (~3–7%), responsible for aroma and therapeutic effects.

- **Major components**: Turmerone, alpha-turmerone, beta-turmerone, zingiberene, and curlone.
- **Uses**: Antimicrobial, anti-inflammatory, antioxidant, insecticidal.
- **Table suggestion**: Chemical composition of turmeric essential oils (with % content).

3. Other Constituents

- **Proteins & peptides** – ~6% of dried rhizome; exhibit antioxidant activity.
- **Polysaccharides** – Provide immunomodulatory effects and act as dietary fiber.
- **Minerals & vitamins** – Iron, potassium, manganese, vitamin C, and B-complex.
- **Alkaloids & phenolics** – Contribute to antimicrobial and antioxidant properties.

Table: Major Phytochemicals of Turmeric.

Class	Compounds	Approx. % / Notes	Pharmacological Activity
Curcuminoids	Curcumin, Demethoxycurcumin, Bisdemethoxycurcumin	3–5% of dried rhizome	Anti-inflammatory, antioxidant, anticancer
Essential oils	Turmerone, alpha/beta-turmerone, zingiberene	**3–7%**	Antimicrobial, insecticidal, anti-inflammatory
Polysaccharides	Starch, dextrins	**15–20%**	Immunomodulatory, dietary fiber
Proteins & peptides	Curcumin-binding peptides		Antioxidant
Alkaloids & phenolics	Curcuminoid-like phenols	Trace	Antimicrobial, antioxidant
Minerals & vitamins	Iron, potassium, vitamin C, B-complex	Trace	Nutritional support

4. Modern Applications of Phytochemicals

- **Curcumin formulations**: Nanoparticles, liposomes, phospholipid complexes to improve bioavailability.
- **Turmeric essential oil**: Used in cosmetics, aromatherapy, and food preservatives.
- **Functional foods & nutraceuticals**: Golden milk, capsules, tablets, teas, and beverages.
- **Figure suggestion**: Diagram showing curcumin extraction process from rhizome.

Anti-inflammatory Activity of Turmeric

- Curcumin, the main ingredient in turmeric, has been extensively researched for its potent anti-inflammatory properties. Diabetes, cancer, arthritis, and cardiovascular conditions are all linked to chronic inflammation. It has been demonstrated that curcumin modulates several molecular targets related to inflammation.
- Nuclear factor-kappa B (NF-κB), a transcription factor that controls genes that produce pro-inflammatory cytokines such TNF-α, IL-1β, and IL-6, is inhibited by curcumin.[30]
- It also suppresses the production of the enzymes lipoxygenase (LOX) and cyclooxygenase-2 (COX-2), which are important mediators of prostaglandin and leukotriene formation.[31]
- Curcumin dramatically decreased inflammatory cell infiltration and joint swelling in animal models of arthritis.[32]
- Supplementing with curcumin has been shown in clinical research to alleviate the symptoms of osteoarthritis and rheumatoid arthritis, with fewer adverse effects than traditional anti-inflammatory medications.[33]

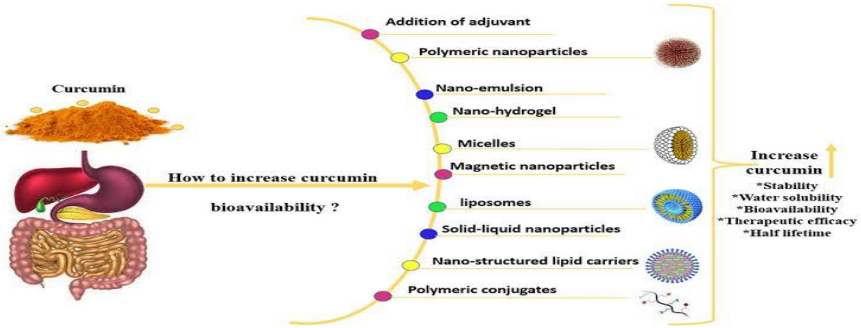

Figure 3: How to Increase Curcumin Bioavailability?.

Antioxidant Activity of Turmeric

- A major factor in aging and the pathophysiology of diseases including cancer, neurological disorders, cardiovascular disease, and diabetes is oxidative stress, which is brought on by an imbalance between free radicals (ROS) and the body's antioxidant defenses. Turmeric's main bioactive ingredient, curcumin, has strong antioxidant qualities both in vitro and in vivo.
- Curcumin neutralizes reactive oxygen species (ROS) such as nitric oxide, hydroxyl radicals, and superoxide anions by acting as a free radical scavenger.[34]
- It strengthens the cellular defense system by increasing the activity of natural antioxidant enzymes such glutathione peroxidase (GPx), catalase (CAT), and superoxide dismutase (SOD).[35]
- Research indicates that curcumin shields cell membranes from oxidative damage by preventing lipid peroxidation.[36]
- In clinical settings, curcumin administration has been linked to an increase in antioxidant enzyme activity and a decrease in oxidative stress indicators such malondialdehyde (MDA).[37]
- These antioxidant properties support turmeric's defense against metabolic disorders, dementia, and cardiovascular illnesses.

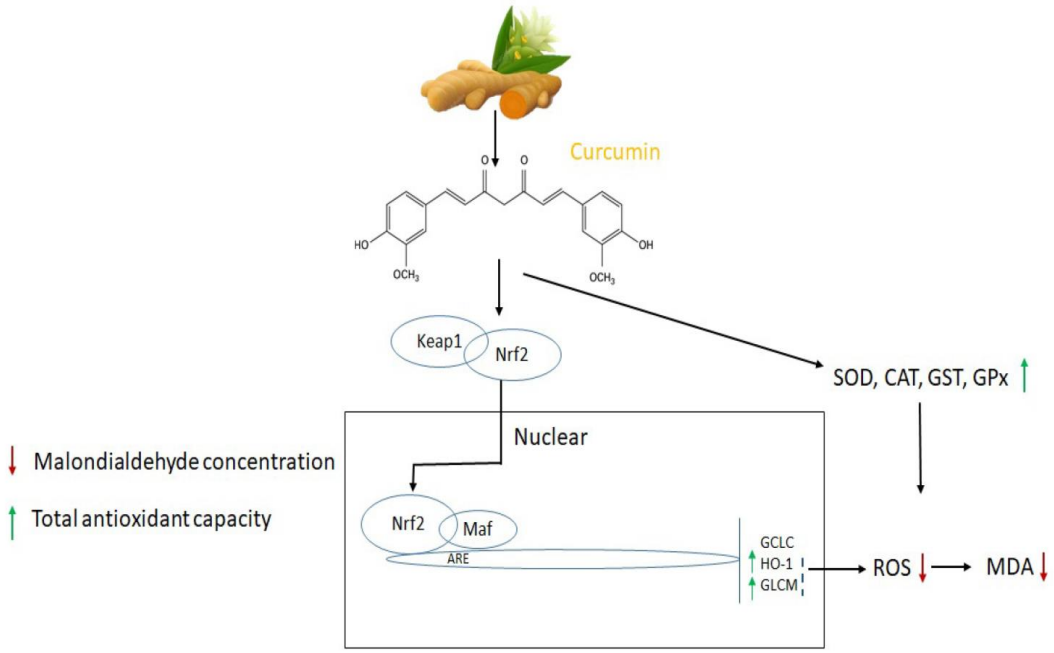

Figure 4: Curcumin (Diarylheptanoid).

Anticancer Activity of Turmeric

One of the main causes of death in the world is cancer, and the anticancer potential of turmeric (Curcuma longa), especially its main bioactive ingredient curcumin, has been well investigated.

- **Molecular Targets**

Curcumin modifies several signaling pathways implicated in the initiation and spread of cancer. It controls angiogenesis factors (VEGF), pro-apoptotic and anti-apoptotic proteins (Bcl-2, Bax, Caspases), tumor suppressor genes (p53), and transcription factors (NF-κB, STAT3, AP-1).[38]

- **Cellular Effects**

In a variety of cancer cell lines, including those from breast, colon, pancreatic, and prostate malignancies, curcumin promotes apoptosis and cell cycle arrest, suppresses proliferation, and stops metastasis.[39]

- **Anti-angiogenic Action**

By suppressing matrix metalloproteinases (MMPs) and vascular endothelial growth factor (VEGF), it prevents tumor angiogenesis and restricts the flow of blood to malignancies.[40]

- **Synergistic Potential**

It has been demonstrated that curcumin minimizes toxicity while increasing the effectiveness of traditional chemotherapy drugs (such as 5-FU, paclitaxel, and cisplatin) and lowering drug resistance.[41]

- **Clinical Evidence**

Curcumin has been shown to reduce inflammatory markers and cause tumor regression in individuals with colorectal, pancreatic, and breast malignancies in a number of clinical trials.[42]

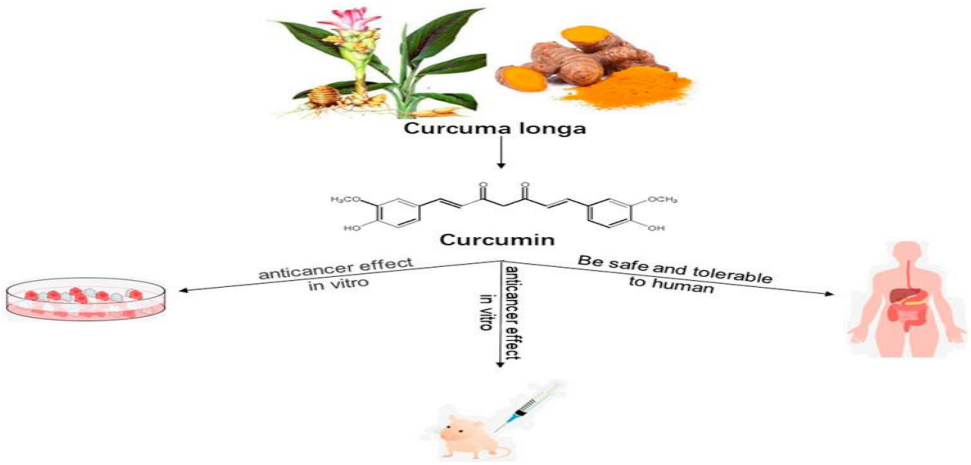

Figure 5: From Curcuma Longa to Curcumin's Potential.

Antimicrobial Activity of Turmeric

Turmeric and its active constituent **curcumin** have been widely investigated for their antimicrobial properties, showing effectiveness against bacteria, fungi, viruses, and even parasites.

- **Antibacterial Activity**
- Staphylococcus aureus, Escherichia coli, Pseudomonas aeruginosa, and Bacillus subtilis are just a few of the Gram-positive and Gram-negative bacteria that curcumin has shown potent activity against. It damages bacterial cell membranes, prevents DNA replication, and suppresses quorum sensing, which regulates biofilm formation.[43]

- **Antifungal Properties**

  Research indicates that turmeric extract targets fungal cell walls and membranes to prevent the growth of harmful fungus such as Aspergillus species, Candida albicans, and Cryptococcus neoformans.[44]

Antiviral Properties

Curcumin prevents viruses from replicating and entering cells. It is a possible option for antiviral treatments because it has demonstrated inhibitory effects against SARS-CoV-2, hepatitis C virus, influenza virus, and HIV.[45]

Antiparasitic Action

Additionally, curcumin has antiprotozoal efficacy against Leishmania donovani, Giardia lamblia, and Plasmodium falciparum (malaria).[46]

- **Mechanism of Action**
- Curcumin exerts antimicrobial effects mainly by:
- Disrupting microbial membranes
- Inhibiting nucleic acid synthesis
- Modulating host immune response
- Blocking microbial virulence factors

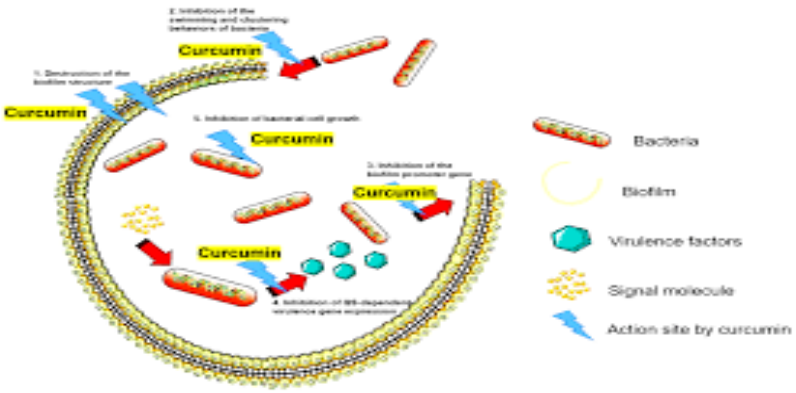

Figure: 6: Disruption of Biofilm Structure.

Hepatoprotective Activity of Turmeric

The liver is the primary detoxification organ, and turmeric, especially curcumin, has shown strong **hepatoprotective (liver-protecting)** properties in experimental and clinical studies.

- **Protection Against Toxins**

In addition to lowering liver enzyme levels (ALT, AST, and ALP) and preventing oxidative stress-induced damage, curcumin shields the liver against toxins, medications (such as acetaminophen and isoniazid), alcohol, and heavy metals.[47]

- **Antioxidant and Anti-inflammatory Mechanism**

Curcumin reduces lipid peroxidation, enhances glutathione levels, and inhibits pro-inflammatory cytokines (TNF-α, IL-6, NF-κB), thereby preventing liver cell injury.[48]

- **Liver Fibrosis and Cirrhosis**

Curcumin inhibits hepatic stellate cell activation and collagen deposition, reducing fibrosis and preventing progression to cirrhosis.[49]

- **Non-Alcoholic Fatty Liver Disease (NAFLD)**

Curcumin administration improves liver function, decreases fat buildup, and increases insulin sensitivity in NAFLD patients, according to clinical trials.[50]

- **Viral Hepatitis**

Curcumin has been investigated for its potential as an adjuvant in antiviral therapy due to its capacity to impede the reproduction of the hepatitis B and C viruses.[51]

Neuroprotective Activity of Turmeric

- The potential of turmeric, especially curcumin, to protect the nervous system and fight neurodegenerative illnesses like Parkinson's, Alzheimer's, and stroke-related damage has been thoroughly researched.

- **Alzheimer's Disease (AD)**

Curcumin lowers tau protein phosphorylation, inhibits amyloid-β plaque formation and aggregation, and reduces oxidative stress and neuroinflammation—all of which are important contributors in the course of AD.[52]

- **Parkinson's Disease (PD)**

Curcumin slows the progression of disease by protecting dopaminergic neurons from degeneration, reducing α-synuclein aggregation, and increasing antioxidant enzyme activity.[53]

- **Antioxidant and Anti-inflammatory Effects**

Curcumin increases brain-derived neurotrophic factor (BDNF), which promotes neuronal survival, while suppressing microglial activation and pro-inflammatory cytokines (IL-1β, TNF-α).[54]

- **Stroke and Brain Injury**

According to studies, curcumin improves blood circulation, lowers apoptosis, and lessens oxidative stress to lessen brain damage following ischemic stroke.[55]

- **Cognitive Function**

Supplementing with curcumin improves mood, memory, and attention in older people without dementia, according to clinical research.[56]

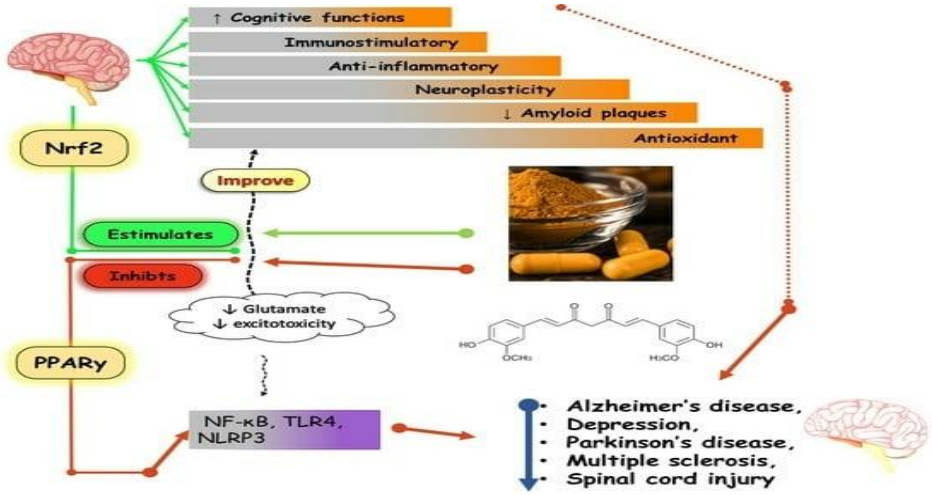

Figure 7: Mechanism of Action of Curcumin and its Biological Effects.

Anti-Cancer Activity of Turmeric

- Curcumin, the main ingredient in turmeric, has drawn a lot of interest as a possible anti-cancer agent since it can disrupt several signaling pathways that are involved in the development and spread of tumors.

- **Mechanisms of Action**

Curcumin inhibits angiogenesis (the growth of new blood arteries that nourish tumors), decreases cell proliferation, and triggers apoptosis (programmed cell death).[57]

- Additionally, it modifies transcription factors that control genes associated with the development of cancer, including NF-κB, AP-1, and STAT3.[58]

- **Types of Cancer**

Preclinical studies demonstrate curcumin's effectiveness against various cancers, including breast, colon, lung, prostate, liver, pancreatic, and skin cancers.[59]

- **Synergistic Effects with Chemotherapy**

Curcumin enhances the sensitivity of tumor cells to chemotherapy and radiotherapy, while reducing drug resistance and minimizing toxicity to normal cells.[60]

- **Clinical Studies**

Early clinical trials show that curcumin supplementation can reduce tumor markers, improve patient quality of life, and lower inflammation in cancer patients.[61]

Antimicrobial Activity of Turmeric

Turmeric and its active component curcumin have been shown to possess broad-spectrum antimicrobial properties**,** making them effective against bacteria, viruses, fungi, and even parasites.

- **Antibacterial Effects**

Pseudomonas aeruginosa, Escherichia coli, and Staphylococcus aureus are among the Gram-positive and Gram-negative microorganisms that curcumin exhibits effectiveness against. It breaks down bacterial cell membranes, prevents biofilm formation, and increases the potency of traditional antibiotics.[62]

- **Antiviral Effects**

According to studies, curcumin prevents viruses from replicating, expressing their proteins, and entering host cells. It has demonstrated inhibitory effects against SARS-CoV-2, HIV, hepatitis C, and influenza viruses.[63]

- **Antifungal Effects**
  Curcumin suppresses the growth of pathogenic fungi such as *Candida albicans* and *Aspergillus* species by disrupting fungal cell walls and membranes.[64]

- **Antiparasitic Activity**
- There is evidence that turmeric works against several parasites, including Leishmania species and Plasmodium falciparum (malaria), mostly by enhancing the immune system and modulating oxidative stress.[65]

- **Application.**
- Due to these properties, turmeric has been investigated for use in wound healing, oral hygiene products, and as a natural food preservative.[66]

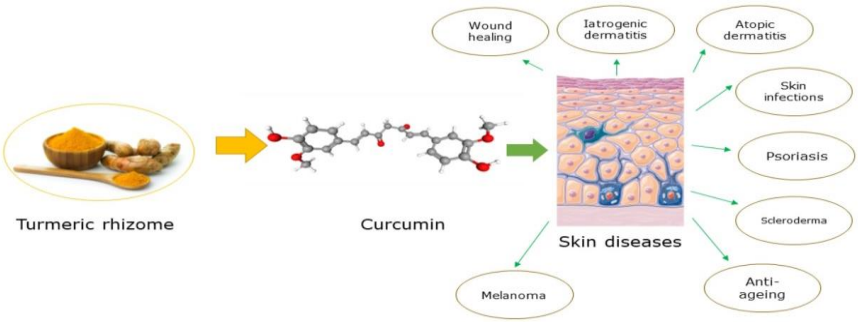

Figure 8: Turmeric Rhizome, Curcumin, and Their Potential Applications in Skin Health and Diseases.

Wound Healing Activity of Turmeric
Turmeric has long been used in traditional medicine for the treatment of wounds, burns, and skin conditions due to its potent anti-inflammatory, antimicrobial, and antioxidant properties.

- **Mechanism of Action**

By increasing collagen synthesis, encouraging fibroblast proliferation, and stimulating the creation of new blood vessels (angiogenesis), curcumin speeds up the healing process of wounds.[67]

Its antibacterial activity stops secondary infections, and its anti-inflammatory impact lessens pain and swelling at the wound site.[68]

- **Preclinical Studies**

Studies on animals have demonstrated that topical use of curcumin or turmeric extract ointments greatly enhances wound contraction, shortens the healing period, and boosts the skin's tensile strength.[69]

- **Burn and Surgical Wounds**

Turmeric has demonstrated effectiveness in healing burn injuries and post-surgical wounds, where it reduces scarring and enhances tissue regeneration.[70]

- **Formulations**

Modern research has developed curcumin-loaded nanoparticles, hydrogels, and dressings to improve bioavailability and local wound healing effects.[71]

Renoprotective Activity of Turmeric
Turmeric and curcumin have shown potential in protecting the kidneys from various forms of damage caused by toxins, drugs, and metabolic disorders.

- **Oxidative Stress Reduction**

Curcumin minimizes oxidative damage in kidney tissues by lowering lipid peroxidation and increasing antioxidant enzymes such glutathione peroxidase (GPx), catalase, and superoxide dismutase (SOD).[72]

- **Anti-inflammatory Role**

Pro-inflammatory mediators such as TNF-α, IL-6, and NF-κB, which are frequently increased in kidney injury and chronic kidney disease, are inhibited by curcumin.[73]

- **Defense Against Nephrotoxicity**

According to reports, curcumin shields the kidneys from the harmful effects of heavy metals like cadmium and medications like cisplatin, gentamicin, and cyclosporine.[74]

- **Diabetic Nephropathy**

Turmeric improves kidney function indices, lessens proteinuria, and stops the glomerular basement membrane from thickening in diabetics.[75]

Clinical Proof
In individuals with chronic kidney disease (CKD), curcumin administration may help lower oxidative stress and inflammation, according to small-scale clinical trials.[76]

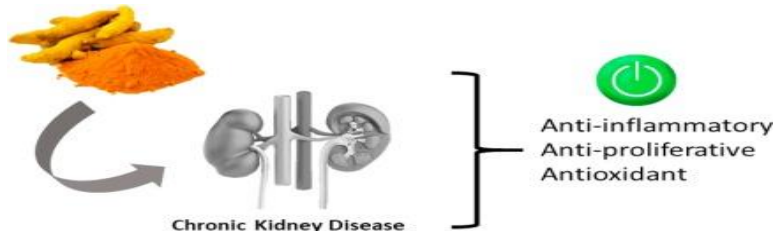

Figure 9: Turmeric/Curcumin's Role in Chronic Kidney Disease Management.

Dermatological Applications of Turmeric

- Because of its anti-inflammatory, antioxidant, antibacterial, and wound-healing qualities, turmeric has been utilized extensively in both traditional medicine and contemporary skincare.
- **Acne and Skin Infections**

Curcumin is useful for managing acne because it inhibits the growth of Propionibacterium acnes, lowers sebum production, and reduces inflammation.[77]

- **Psoriasis and Eczema**

According to studies, turmeric lessens inflammatory cytokines and keratinocyte proliferation, which relieves psoriasis and eczema symptoms.[78]

- **Pigmentation and Skin Aging**

By lowering oxidative stress and collagen degradation, turmeric shields skin from UV-induced damage. Additionally, it lowers the production of melanin, which improves skin tone and lightens hyperpigmentation.[79]

- **Healing of Wounds and Scars**

Through collagen production and tissue regeneration, curcumin-based lotions and gels hasten the healing of small cuts, burns, and surgical scars.[80]

- **Cosmetic Industry Use**

Turmeric is used in contemporary formulations for brightening, anti-wrinkle, and anti-inflammatory properties in face masks, creams, and serums.[81]

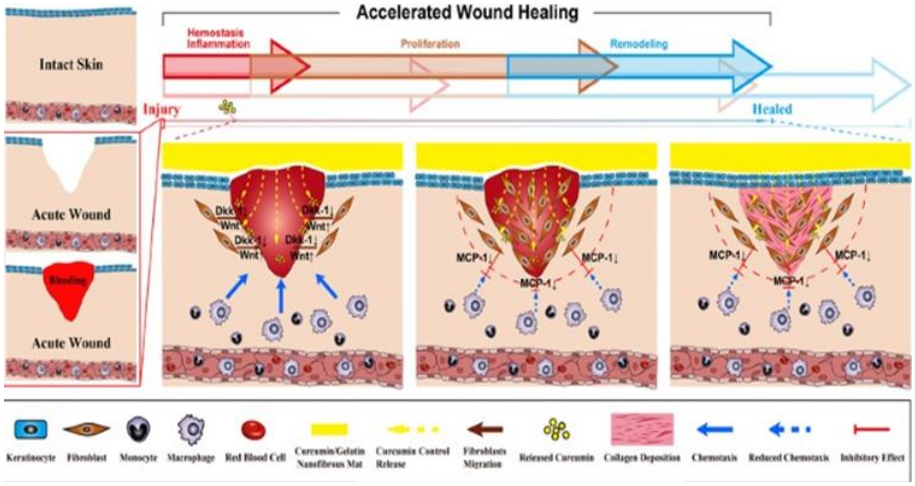

Figure 10: Accelerated Wound Healing.

Respiratory Benefits of Turmeric

- Ayurveda and other medical systems have long utilized turmeric to treat respiratory conditions, from ordinary colds to long-term lung disorders. Its therapeutic potential for respiratory health is confirmed by contemporary research.

- **Asthma and Allergic Disorders**

Curcumin improves lung function in asthma patients by lowering airway inflammation, inhibiting pro-inflammatory cytokines (IL-4, IL-5, and IL-13), and suppressing eosinophil infiltration.[82]

- **COPD, or Chronic Obstructive Pulmonary Disease**

Turmeric helps prevent lung tissue damage and may enhance airflow in COPD by lowering oxidative stress and inflammation.[83]

- **Fibrosis of the lungs**

Curcumin slows the development of fibrosis by preventing collagen deposition and fibroblast proliferation in the lungs.[84]

- **Contagious Illnesses**

Turmeric is a potential supportive treatment for infections since it has antibacterial and antiviral

properties against respiratory pathogens like influenza virus, SARS-CoV-2, and Mycobacterium TB.[85]

- **Clinical Research**
  Supplementing with curcumin has been demonstrated to help respiratory patients with symptoms like coughing, wheezing, and dyspnea.[86]

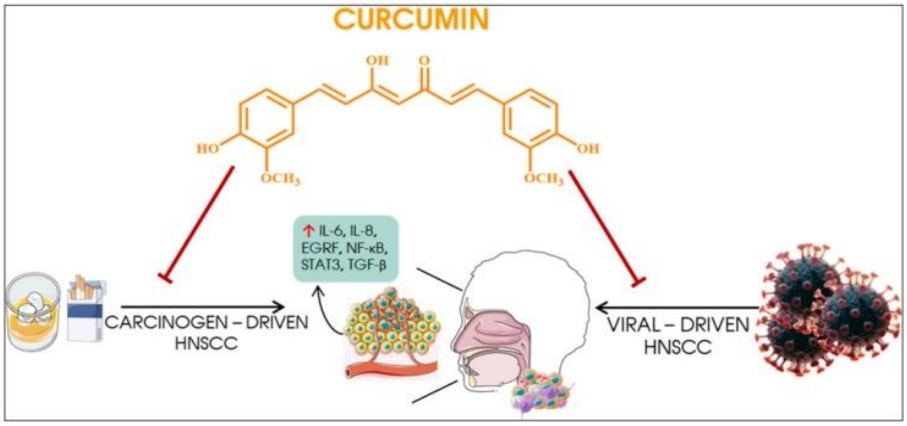

Figure 11: Curcumin in Carcinogen-Driven and Viral-Driven Head and Neck Squamous Cell Carcinoma (HNSCC).

Future Prospects of Turmeric

Curcumin, the bioactive component of turmeric, has shown a variety of pharmacological effects. There are still obstacles and possibilities for its future uses in healthcare, medicines, and nutraceuticals despite its lengthy history in traditional medicine and growing validation through contemporary research.

1. Enhanced Bioavailability and Novel Formulations

- Curcumin's low bioavailability, quick metabolism, and poor solubility are some of its main drawbacks. To address these issues, future research will concentrate on creative delivery methods:
- **Nanoparticles and Liposomes**

Curcumin absorption and targeted distribution are improved when it is encapsulated in liposomes, solid lipid carriers, and nanoparticles.[87]

- **Phytosomes, or Phospholipid Complexes**

Curcumin-phospholipid complexes improve bioavailability, enabling therapeutic effects at lower dosages.[88]

- **Synthetic Derivatives and Conjugates of Curcumin**

In order to increase curcumin's clinical applicability, research on its analogues and conjugates seeks to enhance stability, potency, and tissue-specific targeting.[89]

2. Integration in Modern Medicine

Turmeric's multi-targeted properties make it a candidate for adjunct therapy in chronic and complex diseases:

- **Treatment for Cancer**

By increasing effectiveness and lowering negative effects, curcumin can be used in conjunction with radiation and chemotherapy.[90]

- **Neurodegenerative Conditions**

Future prospects include utilizing curcumin's anti-inflammatory and antioxidant properties to develop curcumin-based treatments for Parkinson's, Alzheimer's, and cognitive decline.[91]

- **Heart and Metabolic Conditions**
- With the potential to be included into functional meals and supplements for preventative healthcare, curcumin exhibits promise in the treatment of diabetes, obesity, and atherosclerosis.

3. Turmeric in Nutraceuticals and Functional Foods

The global nutraceutical market is increasingly interested in turmeric-based products. Future trends include:

- **Fortified Beverages and Snacks**

Curcumin-enriched drinks, teas, and health bars can offer daily preventive benefits**.**

- **Combination Formulations**

Pairing curcumin with piperine, quercetin, or resveratrol enhances absorption and synergistic effects.

- **Regulatory Advances**

Standardization of curcumin content and quality control will enable consistent efficacy in commercial products.

4. Molecular and Genomic Research

Advancements in molecular biology, proteomics, and genomics may uncover new targets for curcumin, including:

- **Epigenetic Modulation**

Curcumin may regulate gene expression involved in inflammation, apoptosis, and metabolism**,** opening avenues for personalized medicine.

- **Microbiome Modulation**

Understanding curcumin's impact on the gut microbiota can lead to novel therapies for metabolic, autoimmune, and gastrointestinal disorders.[92]

5. Sustainable Cultivation and Global Demand

As global demand for turmeric grows:

- High-yield and bioactive-rich cultivars are being developed to enhance therapeutic efficacy.
- Sustainable farming practices and eco-friendly extraction techniques will ensure supply meets both medicinal and industrial needs.

6. Future Clinical Trials

Future research should focus on:

- Large-scale, randomized controlled trials to validate curcumin's efficacy in chronic diseases.
- Determining optimal dosing, long-term safety, and pharmacokinetics**.**
- Investigating combination therapies and synergistic effects with existing drugs.[93]

CONCLUSION AND SUMMARY

Turmeric (Curcuma longa), particularly its active constituent curcumin, has demonstrated a wide range of therapeutic properties that bridge traditional medicine and modern science. Turmeric continues to be essential to human health, from its long-standing usage in Ayurveda and traditional Chinese medicine to its recognition in modern pharmacology.

Its effectiveness in antioxidant defense, wound healing, gastrointestinal protection, cardiovascular health, neuroprotection, and cancer prevention has been demonstrated by research. However, issues like low bioavailability, fast metabolism, and poor solubility prevent it from being widely used in clinical settings. Improved delivery and efficacy are being made possible by novel approaches such phytosome formulations, liposomes, and nanoparticles.

Turmeric's potential lies in its incorporation into functional foods, nutraceuticals, and contemporary medicine. Turmeric has the potential to become a widely used therapeutic treatment for chronic and lifestyle-related disorders with continued clinical trials, molecular research, and formulation improvements.

In conclusion, turmeric has immense promise as a scientifically proven therapeutic resource in addition to being a culinary spice and cultural emblem. It is a promising tool in preventative and therapeutic healthcare, and its journey from traditional use to future applications emphasizes the value of fusing ethnobotanical knowledge with contemporary research.

REFERENCES

1. Mohammad Afrid, Nikhil Chandel, Palvi Sharma, Preeti Aneja. A Review of the Numerous Beneficial Properties and Techniques of Extraction of Turmeric (Curcuma longa L.). Trends in Pharmaceuticals and Nanotechnology, 2024; 6.
2. Wei-Wei Tian et al. "Curcuma Longa (turmeric): from traditional applications to modern plant medicine research hotspots." Chinese Medicine, 2025.
3. Amanjot Kaur. "Historical background of usage of turmeric: A review." Journal of Pharmacognosy and Phytochemistry. 2019; 8(1): 2769-2771.
4. S. Fuloria et al. "A Comprehensive Review on the Therapeutic Potential of Curcuma longa Linn." 2022.
5. "Turmeric, the Golden Spice - Herbal Medicine." NBK93-752 (NCBI Bookshelf).
6. Kamran Ashraf et al. "A Comprehensive Review on Curcuma longa Linn: Phytochemical, Pharmacological, and Molecular Study." International Journal of Green Pharmacy.
7. Prasad S. Turmeric, the Golden Spice. In: Herbal Medicine (NCBI Bookshelf). 2011.
8. Phytojournal. Historical background of usage of turmeric: A review. 2019.
9. Fuloria S., et al. A Comprehensive Review on the Therapeutic Potential of Curcuma longa. Front Pharmacol. 2022.
10. Tian W-W., et al. Curcuma longa: from traditional applications to modern plant medicine research hotspots. Chinese Medicine. 2025.
11. Tabanelli R., et al. Improving Curcumin Bioavailability: Current Strategies and Future Perspectives. 2021 (review).
12. Bertoncini-Silva C., et al. Enhancing the Bioavailability and Bioactivity of Curcumin: A Review (2024).
13. Wu H., et al. Chemical composition of turmeric ethanol extract and its antimicrobial activity. Foods. 2024.
14. Tian W-W., et al. Curcuma longa: from traditional applications to modern plant medicine research hotspots. Chinese Medicine. 2025.
15. Prasad S. Turmeric, the Golden Spice. In: Herbal Medicine. NCBI Bookshelf. 2011.
16. Phytojournal. Historical background of usage of turmeric: A review. 2019.
17. Fuloria S., et al. A Comprehensive Review on the Therapeutic Potential of Curcuma longa. Front Pharmacol. 2022.
18. Wu H., et al. Chemical composition of turmeric ethanol extract and its antimicrobial activity. Foods. 2024.
19. Singh G., et al. Spice Crops Production Technology. Agrotech Publishing Academy; 2004.
20. Nair KPP. The Agronomy and Economy of Turmeric and Ginger. Elsevier; 2013.

21. Tabanelli R., et al. Improving Curcumin Bioavailability: Current Strategies and Future Perspectives. 2021.
22. FAO Report on Turmeric Production and Trade. Food and Agriculture Organization; 2022.
23. Bertoncini-Silva C., et al. Enhancing the Bioavailability and Bioactivity of Curcumin: A Review. 2024.
24. Fuloria S., et al. A Comprehensive Review on the Therapeutic Potential of Curcuma longa. Front Pharmacol. 2022.
25. Wu H., et al. Chemical composition of turmeric ethanol extract and its antimicrobial activity. Foods. 2024.
26. Aggarwal BB, Harikumar KB. Potential therapeutic effects of curcumin, the anti-inflammatory agent, against chronic diseases: the past, the present, and the future. Int J Biochem Cell Biol. 2009; 41(1): 40–59.
27. Jurenka JS. Anti-inflammatory properties of curcumin, a major constituent of Curcuma longa: a review of preclinical and clinical research. Altern Med Rev. 2009; 14(2): 141–153.
28. Funk JL, Oyarzo JN, Frye JB, Chen G, Lantz RC, Jolad SD, Solyom AM, Timmermann BN. Turmeric extracts containing curcuminoids prevent experimental rheumatoid arthritis. J Nat Prod. 2006; 69(3): 351–355.
29. Daily JW, Yang M, Park S. Efficacy of turmeric extracts and curcumin for alleviating the symptoms of joint arthritis: a systematic review and meta-analysis of randomized clinical trials. J Med Food. 2016; 19(8): 717–729.
30. Priyadarsini KI. The chemistry of curcumin: from extraction to therapeutic agent. Molecules. 2014; 19(12): 20091–20112.
31. Menon VP, Sudheer AR. Antioxidant and anti-inflammatory properties of curcumin. Adv Exp Med Biol. 2007; 595: 105–125.
32. Somparn P, Phisalaphong C, Nakornchai S, Unchern S, Morales NP. Comparative antioxidant activities of curcumin and its demethoxy and hydrogenated derivatives. Biol Pharm Bull. 2007; 30(1): 74–78.
33. Panahi Y, Hosseini MS, Khalili N, Naimi E, Simental-Mendía LE, Majeed M, Sahebkar A. Effects of curcuminoids supplementation on oxidative stress: a randomized double-blind placebo-controlled trial. Phytother Res. 2015; 29(1): 121–127.
34. Kunnumakkara AB, Bordoloi D, Harsha C, Banik K, Gupta SC, Aggarwal BB. Curcumin mediates anticancer effects by modulating multiple cell signaling pathways. Clin Sci (Lond). 2017; 131(15): 1781–1799.
35. Tomeh MA, Hadianamrei R, Zhao X. A review of curcumin and its derivatives as anticancer agents. Int J Mol Sci. 2019; 20(5): 1033.
36. Wilken R, Veena MS, Wang MB, Srivatsan ES. Curcumin: A review of anti-cancer properties and therapeutic activity in head and neck squamous cell carcinoma. Mol Cancer. 2011; 10: 12.
37. Prasad S, Tyagi AK, Aggarwal BB. Recent developments in delivery, bioavailability, absorption and metabolism of curcumin: the golden pigment from golden spice. Cancer Res Treat. 2014; 46(1): 2–18.
38. Carroll RE, Benya RV, Turgeon DK, et al. Phase IIa clinical trial of curcumin for the prevention of colorectal neoplasia. Cancer Prev Res (Phila). 2011; 4(3): 354–364.
39. Tyagi P, Singh M, Kumari H, Kumari A, Mukhopadhyay K. Bactericidal activity of curcumin I is associated with damaging of bacterial membrane. PLoS One. 2015; 10(3): e0121313.
40. Neelofar K, Shreaz S, Rimple B, et al. Curcumin as a promising anticandidal of clinical interest. Can J Microbiol. 2011; 57(3): 204–210.
41. Zahedipour F, Hosseini SA, Sathyapalan T, et al. Potential effects of curcumin in the treatment of COVID-19 infection. Phytother Res. 2020; 34(11): 2911–2920.
42. Dende C, Meena J, Nagarajan P, et al. Curcumin as a promising antimalarial agent against Plasmodium falciparum. Antimicrob Agents Chemother. 2017; 61(5): e02074-16.
43. Kuo JJ, Chang HH, Tsai TH, Lee TY. Curcumin ameliorates toxin-induced hepatic injuries by attenuating oxidative stress and inflammation in mice. J Nutr Biochem. 2012; 23(4): 451–466.
44. Farzaei MH, Zobeiri M, Parvizi F, et al. Curcumin in liver diseases: A systematic review of the cellular mechanisms of oxidative stress and clinical perspective. Nutrients. 2018; 10(7): 855.
45. Reyes-Gordillo K, Segovia J, Shibayama M, Vergara P, Moreno MG, Muriel P. Curcumin prevents and reverses cirrhosis induced by carbon tetrachloride in rats: role of TGF-beta modulation and oxidative stress. Fundam Clin Pharmacol. 2008; 22(4): 417–427.
46. Panahi Y, Kianpour P, Mohtashami R, et al. Efficacy of phytosomal curcumin in non-alcoholic fatty liver disease: a randomized controlled trial. Phytother Res. 2017; 31(12): 182–188.
47. Chen W, Fan-Havard P, Teo S, et al. Curcumin inhibits hepatitis B virus replication by downregulating the metabolic coactivator PGC-1α. Sci Rep. 2017; 7: 11793.
48. Ringman JM, Frautschy SA, Cole GM, Masterman DL, Cummings JL. A potential role of the curry spice curcumin in Alzheimer's disease. Curr Alzheimer Res. 2005; 2(2): 131–136.
49. Mythri RB, Bharath MM. Curcumin: a potential neuroprotective agent in Parkinson's disease. Curr Pharm Des. 2012; 18(1): 91–99.
50. Zhao J, Zhao Y, Zheng W, Lu Y, Feng G, Yu S. Neuroprotective role of curcumin in Alzheimer's disease. Cell Mol Neurobiol. 2010; 30(4): 515–52.
51. Thiyagarajan M, Sharma SS. Neuroprotective effect of curcumin in middle cerebral artery occlusion-

induced focal cerebral ischemia in rats. Life Sci. 2004; 74(8): 969–985.
52. Cox KH, Pipingas A, Scholey AB. Investigation of the effects of solid lipid curcumin on cognition and mood in a healthy older population. J Psychopharmacol. 2015; 29(5): 642–651.
53. Aggarwal BB, Kumar A, Bharti AC. Anticancer potential of curcumin: preclinical and clinical studies. Anticancer Res. 2003; 23(1A): 363–398.
54. Shanmugam MK, Rane G, Kanchi MM, et al. The multifaceted role of curcumin in cancer prevention and treatment. Molecules. 2015; 20(2): 2728–2769.
55. Gupta SC, Patchva S, Aggarwal BB. Therapeutic roles of curcumin: lessons learned from clinical trials. AAPS J. 2013; 15(1): 195–218.
56. Kunnumakkara AB, Bordoloi D, Harsha C, et al. Curcumin mediates anticancer effects by modulating multiple cell signaling pathways. Clin Sci (Lond). 2017; 131(15): 1781–1799.
57. He ZY, Shi CB, Wen H, Li FL, Wang BL, Wang J. Upregulation of p53 expression in patients with colorectal cancer by curcumin supplementation: a randomized controlled trial. Int J Colorectal Dis. 2011; 26(12): 1601–1608.
58. Teow SY, Liew K, Ali SA, Khoo AS, Peh SC. Antibacterial action of curcumin against Staphylococcus aureus: a brief review. J Trop Med. 2016; 2016: 2853045.
59. Praditya D, Kirchhoff L, Brüning J, et al. Anti-infective properties of curcumin: a potential candidate for COVID-19 and beyond?. Front Microbiol. 2019; 10: 912.
60. Neelofar K, Shreaz S, Rimple B, et al. Curcumin as a promising anticandidal of clinical interest. Can J Microbiol. 2011; 57(3): 204–210.
61. Dende C, Meena J, Nagarajan P, et al. Curcumin ameliorates Plasmodium berghei ANKA-induced pathogenesis by modulating TLR-mediated inflammatory response. Parasite Immunol. 2017; 39(3): e12423.
62. Chainani-Wu N. Safety and anti-inflammatory activity of curcumin: a component of turmeric (Curcuma longa). J Altern Complement Med. 2003; 9(1): 161–168.
63. Venkatesan N. Curcumin attenuation of acute adriamycin myocardial toxicity in rats. Br J Pharmacol. 1998; 124(3): 425–427.
64. Shoskes DA. Effect of bioflavonoids quercetin and curcumin on ischemic renal injury: a new class of renoprotective agents. Transplantation. 1998; 66(2): 147–152.
65. Farombi EO, Ekor M. Curcumin attenuates gentamicin-induced renal oxidative damage in rats. Food Chem Toxicol. 2006; 44(9): 1443–1448.
66. Sharma S, Kulkarni SK, Chopra K. Curcumin, the active principle of turmeric (Curcuma longa), ameliorates diabetic nephropathy in rats. Clin Exp Pharmacol Physiol. 2006; 33(10): 940–945.
67. Khajehdehi P, Pakfetrat M, Javidnia K, et al. Oral supplementation of turmeric attenuates proteinuria, transforming growth factor-β and interleukin-8 levels in patients with overt type 2 diabetic nephropathy: a randomized, double-blind and placebo-controlled study. Scand J Urol Nephrol. 2011; 45(5): 365–370.
68. Agarwal R, Diwanay S, Patki P, Patwardhan B. Studies on immunomodulatory activity of Withania somnifera (Ashwagandha) and Curcuma longa (Turmeric). Indian J Exp Biol. 1999; 37(8): 720–724.
69. Heng MCY. Curcumin targeted signaling pathways in psoriasis and other inflammatory skin diseases. Int J Dermatol. 2010; 49(6): 608–622.
70. Draelos ZD. Skin lightening preparations and the hydroquinone controversy. Dermatol Ther. 2007; 20(5): 308–313.
71. Akbik D, Ghadiri M, Chrzanowski W, Rohanizadeh R. Curcumin as a wound healing agent. Life Sci. 2014; 116(1): 1–7.
72. Vaughn AR, Branum A, Sivamani RK. Effects of turmeric (Curcuma longa) on skin health: a systematic review of the clinical evidence. Phytother Res. 2016; 30(8): 1243–1264.
73. Suresh D, Srinivasan K. Studies on the in vivo absorption of curcumin, a bioactive component of turmeric in rats and humans. Mol Nutr Food Res. 2007; 51(9): 1052–1058.
74. Praditya D, Kirchhoff L, Brüning J, et al. Anti-infective properties of curcumin: a potential candidate for COVID-19 and beyond?. Front Microbiol. 2019; 10: 912.
75. Subhashini J, Mahipal SV, Reddy MC, et al. Curcumin protects against cigarette smoke-induced pulmonary oxidative stress and inflammation in mice. Int J Chron Obstruct Pulmon Dis. 2013; 8: 277–288.
76. Yallapu MM, Jaggi M, Chauhan SC. Curcumin nanoformulations: a future nanomedicine for cancer. Drug Discov Today. 2012; 17(1–2): 71–80.
77. Marczylo TH, Verschoyle RD, Cooke DN, et al. Comparison of systemic availability of curcumin from standard and phosphatidylcholine-complexed preparations in humans. Cancer Chemother Pharmacol. 2007; 60(2): 171–177.
78. Aggarwal BB, Sung B. Pharmacological basis for the role of curcumin in chronic diseases: a review. Trends Pharmacol Sci. 2009; 30(2): 85–94.
79. Anand P, Kunnumakkara AB, Newman RA, Aggarwal BB. Bioavailability of curcumin: problems and promises. Mol Pharm. 2007; 4(6): 807–818.
80. Ringman JM, Frautschy SA, Cole GM, Masterman DL, Cummings JL. A potential role of the curry spice curcumin in Alzheimer's disease. Curr Alzheimer Res. 2005; 2(2): 131–136.
81. Peterson CT, Vaughn AR, Sharma V, et al. Effects of turmeric and curcumin dietary supplementation on human gut microbiota: a double-blind, randomized, placebo-controlled pilot study. J Evid Based Integr Med. 2018; 23: 2515690X18790725.

82. Ammon HP, Wahl MA. Pharmacology of Curcuma longa. Planta Med. 1991; 57.
83. Rafatullah S, Tariq M, Al-Yahya MA, Mossa JS, Ageel AM. Evaluation of turmeric (Curcuma longa) for gastric and duodenal anti-ulcer activity in rats. J Ethnopharmacol. 1990; 29(1).
84. Farzaei MH, Zobeiri M, Parvizi F, et al. Curcumin in liver diseases: a systematic review of the cellular mechanisms of oxidative stress and clinical perspective. Nutrients. 2018; 10(7): 855.
85. Peterson CT, Vaughn AR, Sharma V, et al. Effects of turmeric and curcumin dietary supplementation on human gut microbiota: a double-blind, randomized, placebo-controlled pilot study. J Evid Based Integr Med. 2018; 23: 2515690X18790725.
86. Sidhu GS, Singh AK, Thaloor D, et al. Enhancement of wound healing by curcumin in animals. Wound Repair Regen. 1998; 6(2): 167–177.
87. Pankaj P, Suryakanth MB. Topical curcumin: a novel agent in the treatment of skin diseases. Indian Dermatol Online J. 2015; 6(5): 373–382.
88. Vaughn AR, Branum A, Sivamani RK. Effects of turmeric (Curcuma longa) on skin health: a systematic review of the clinical evidence. Phytother Res. 2016; 30(8): 1243–1264.
89. Akbik D, Ghadiri M, Chrzanowski W, Rohanizadeh R. Curcumin as a wound healing agent. Life Sci. 2014; 116(1): 1–7.
90. Petrovska BB. Historical review of medicinal plants' usage. Pharmacogn Rev. 2012; 6(11): 1–5.
91. Yallapu MM, Jaggi M, Chauhan SC. Curcumin nanoformulations: a future nanomedicine for cancer. Drug Discov Today. 2012; 17(1–2): 71–80.
92. Marczylo TH, Verschoyle RD, Cooke DN, et al. Comparison of systemic availability of curcumin from standard and phosphatidylcholine-complexed preparations in humans. Cancer Chemother Pharmacol. 2007; 60(2): 171–177.
93. Aggarwal BB, Sung B. Pharmacological basis for the role of curcumin in chronic diseases: a review. Trends Pharmacol Sci. 2009; 30(2): 85–94.