



**DEVELOPMENT AND EVALUATION OF REACTIVE DETOX CIGARETTE FILTER
BASED ON CHEMICAL NEUTRALIZATION OF TOXIC SMOKE COMPONENTS**

^{1*}Bangar Pratham Yogesh, ²Wakale Vijaykumar Sidramappa

¹Student of Samarth Institute of Pharmacy, Belhe, Pune, Maharashtra.

²Professor, Samarth Institute of Pharmacy, Belhe, Pune, Maharashtra.



***Corresponding Author: Bangar Pratham Yogesh**

Student of Samarth Institute of Pharmacy, Belhe, Pune, Maharashtra.

DOI: <https://doi.org/10.5281/zenodo.20374680>

How to cite this Article: ^{1*}Bangar Pratham Yogesh, ²Wakale Vijaykumar Sidramappa. (2026). Development And Evaluation Of Reactive Detox Cigarette Filter Based On Chemical Neutralization Of Toxic Smoke Components. European Journal of Biomedical and Pharmaceutical Sciences, 13(5), 472-482.

This work is licensed under Creative Commons Attribution 4.0 International license.



Article Received on 01/04/2026

Article Revised on 22/04/2026

Article Published on 01/05/2026

ABSTRACT

Cigarette smoke contains more than 7,000 chemical substances, many of which are toxic and harmful to human health. Among these chemicals are nicotine, carbon monoxide, tar, formaldehyde, benzene, and several heavy metals that can seriously damage the respiratory system. This review discusses the major toxic components present in cigarette smoke and explains their effects on lung structure and function. Continuous exposure to cigarette smoke causes oxidative stress, inflammation, irritation of the airways, and damage to lung cells and tissues. These harmful effects are closely linked with the development of respiratory diseases such as chronic obstructive pulmonary disease (COPD), chronic bronchitis, emphysema, asthma, and lung cancer. Smoking also weakens the body's defence system, increasing the risk of respiratory infections and reducing overall lung capacity. In addition to active smoking, passive or second-hand smoke exposure also affects respiratory health, especially in sensitive groups such as children and elderly individuals. Understanding the relationship between toxic chemicals in cigarette smoke and respiratory diseases is important for creating better prevention methods, spreading public awareness, and reducing smoking-related health problems worldwide. Cigarette smoke is a harmful mixture of thousands of toxic chemicals that negatively affect human respiratory health. Toxic substances such as nicotine, carbon monoxide, tar, benzene, and formaldehyde damage lung tissues and reduce normal lung function. Long-term exposure to cigarette smoke causes oxidative stress, inflammation, and cellular injury, which contribute to serious respiratory diseases including COPD, chronic bronchitis, asthma, emphysema, and lung cancer. Both active smokers and individuals exposed to secondhand smoke are at risk of developing respiratory complications, especially children and elderly people. Understanding the toxic effects of cigarette smoke is important for improving public awareness, disease prevention, and strategies to reduce smoking-related health hazards worldwide.

KEYWORDS: cigarette smoke, toxic chemicals, respiratory health, nicotine, carbon monoxide, tar, oxidative stress, inflammation, COPD, lung cancer, passive smoking.

INTRODUCTION

Cigarette smoking is one of the major causes of preventable diseases and deaths across the world and continues to be a serious public health concern. Cigarette smoke is a highly complex mixture containing more than 7,000 chemical substances, including many toxic and cancer-causing compounds. These chemicals are produced during the burning of tobacco and exist in both gaseous and particulate forms. When inhaled, these harmful substances directly enter the respiratory system, making the lungs the primary organ affected by smoking.

Some of the major toxic chemicals present in cigarette smoke include nicotine, carbon monoxide, tar, formaldehyde, benzene, polycyclic aromatic hydrocarbons (PAHs), volatile organic compounds (VOCs), and heavy metals such as cadmium, lead, and arsenic. Nicotine is mainly responsible for addiction and tobacco dependence, while carbon monoxide reduces the oxygen-carrying capacity of blood and leads to tissue hypoxia. Tar contains several carcinogenic compounds that accumulate in lung tissues and increase the risk of cancer development. In addition, cigarette smoke

contains reactive oxygen species and free radicals that cause oxidative stress and damage to cells. The respiratory system is highly sensitive to the toxic effects of cigarette smoke because it is directly exposed during inhalation. Continuous exposure damages the airway lining, alveoli, and natural defence mechanisms of the lungs. Cigarette smoke promotes oxidative stress by increasing free radicals and weakening the body's antioxidant defence system. This process results in lipid peroxidation, protein damage, DNA mutations, and cellular injury. Smoking also triggers chronic inflammation by activating inflammatory cells and releasing cytokines, which further contribute to airway damage and structural remodeling of lung tissues.

Long-term smoking is strongly associated with several respiratory diseases, including chronic obstructive pulmonary disease (COPD), chronic bronchitis, emphysema, asthma, and lung cancer. Smoking also increases the risk of respiratory infections such as pneumonia and reduces mucociliary clearance, thereby decreasing the lungs' ability to remove harmful particles and microorganisms. As a result, lung function gradually declines over time. The harmful effects of cigarette smoke are not limited only to active smokers. Passive or second-hand smoke exposure also contains toxic chemicals that can negatively affect respiratory health, especially in children, pregnant women, elderly individuals, and people with existing respiratory conditions. Exposure to second-hand smoke has been linked to asthma, respiratory infections, poor lung development in children, and increased health complications. In recent years, awareness regarding the harmful chemical composition of cigarette smoke and its effects on respiratory health has increased significantly. This has led to stronger tobacco control measures, anti-smoking campaigns, and public health policies in many countries. However, smoking still remains common worldwide, highlighting the need for continuous research, education, and preventive strategies. Understanding the toxic effects of cigarette smoke and their relationship with respiratory diseases is essential for reducing smoking-related illnesses and improving global public health.

Chemical Components of Cigarette Smoke and Their Impact on Human Health

1. Nicotine

Nicotine is the primary addictive chemical present in cigarette smoke that directly affects the brain and nervous system. It stimulates the release of dopamine, creating a feeling of pleasure and dependence. Nicotine increases heart rate and blood pressure, putting extra strain on the cardiovascular system. Although it is not the main cause of cancer, it plays a crucial role in maintaining smoking addiction, which leads to prolonged exposure to other harmful chemicals.

2. Carbon Monoxide

Carbon monoxide is a poisonous gas produced during the burning of tobacco. It binds strongly with hemoglobin in the blood, reducing the blood's ability to carry oxygen to vital organs. This results in tissue hypoxia, which can damage the heart and brain. Long-term exposure increases the risk of cardiovascular diseases, including heart attacks.

3. Tar

Tar is a sticky, dark substance that accumulates in the lungs when cigarette smoke is inhaled. It damages the cilia, which are responsible for cleaning the airways of dust and pathogens. As a result, mucus builds up, leading to coughing and infections. Tar contains many carcinogenic substances that significantly increase the risk of lung cancer and chronic respiratory diseases like bronchitis and emphysema.

4. Formaldehyde

Formaldehyde is a highly toxic chemical commonly used as a preservative. In cigarette smoke, it irritates the respiratory tract, causing symptoms such as coughing, throat irritation, and breathing difficulties. Prolonged exposure damages lung tissues and increases the likelihood of developing cancers, especially of the respiratory system.

5. Benzene

Benzene is a well-known carcinogen found in cigarette smoke that affects the blood and bone marrow. It interferes with the production of blood cells, leading to conditions such as anaemia and leukaemia. Benzene also weakens the immune system, making the body more vulnerable to infections and diseases.

Need of Work

1. Limitation of Conventional Mechanical Filters

Conventional cigarette filters are primarily made of cellulose acetate fibers and function through mechanical filtration. These filters mainly reduce larger particulate matter and tar but show poor efficiency against harmful gaseous compounds such as aldehydes, acidic gases, carbon monoxide, and free radicals. As a result, smokers continue to inhale toxic chemicals even after filtration. Therefore, there is a need for advanced chemically active filters capable of detoxifying cigarette smoke through chemical reactions and adsorption mechanism.

2. Absence of Chemically Active Cigarette Filters

Most cigarette filters available in the market are passive filtration systems and do not actively neutralize toxic smoke constituents. Reactive compounds such as aldehydes and acidic gases remain largely untreated in conventional filters. Development of chemically active filters using safe reactive agents may improve smoke detoxification efficiency and reduce harmful exposure. Therefore, research on multi-layer reactive detox filters is important for advancement in smoke filtration technology.

3. Harmful Effects of Acidic Smoke Components

Cigarette smoke contains several acidic compounds capable of irritating respiratory tissues and damaging lung cells. Continuous inhalation of acidic smoke causes inflammation, oxidative stress, airway narrowing, and chronic respiratory irritation. Long-term exposure contributes to development of chronic respiratory diseases such as COPD, emphysema, and chronic bronchitis. Neutralization of acidic smoke components may help reduce respiratory complications and improve smoke filtration efficiency.

4. Toxic Effects of Aldehydes and Reactive Chemicals

Aldehydes are among the most harmful constituents present in cigarette smoke. Toxic aldehydes such as formaldehyde, acetaldehyde, and acrolein are highly reactive compounds that cause cellular damage, oxidative stress, protein modification, and DNA injury. Long-term exposure to these compounds increases the risk of respiratory diseases, chronic inflammation, and cancer. Therefore, development of aldehyde-reactive filters capable of binding and reducing these compounds is necessary for smoke detoxification research.

5. Need for Smoke Detoxification and Neutralization Technology

Currently available cigarette filtration technologies mainly focus on particulate reduction and do not adequately detoxify harmful gaseous constituents. There is a significant need for innovative smoke detoxification systems capable of neutralizing acidic compounds and reactive aldehydes before inhalation. Reactive detox filters based on chemical neutralization principles may reduce toxic exposure and improve respiratory protection.

6. Tar Deposition and Lung Complications

Continuous smoking results in deposition of tar and particulate matter within respiratory tissues and alveoli. Tar accumulation reduces oxygen exchange, damages lung elasticity, and contributes to blackened or carbonated lungs. These changes significantly increase the risk of chronic respiratory disorders such as COPD, emphysema, bronchitis, and lung cancer. Improved tar retention through advanced filter systems may help reduce harmful particulate exposure.

7. Lack of Effective Pharmacological Treatment

Although several therapies are available for management of smoking-related diseases, there is currently no complete pharmacological treatment capable of removing deposited tar from lungs or fully reversing smoke-induced tissue damage. Lung injury caused by chronic smoking is often irreversible. Therefore, preventive approaches and reduction of toxic smoke exposure remain important strategies for minimizing smoking-related complications.

8. High Cost of Advanced Commercial Filters

Many advanced smoke filtration systems available commercially involve expensive materials and manufacturing processes, limiting their accessibility and widespread use. Development of low-cost reactive detox filters using economical materials such as sodium bicarbonate and glycine may provide practical and affordable alternatives for experimental smoke detoxification technologies.

9. Need for Harm-Reduction Approaches

Although smoking cessation remains the best solution for preventing smoking-related diseases, many smokers continue smoking due to nicotine dependence and addiction. Harm-reduction approaches aim to decrease exposure to harmful smoke constituents without promoting smoking. Reactive detox filters capable of neutralizing toxic compounds may provide better protection than conventional filters and contribute to smoke harm-reduction strategies.

10. Advancement in Pharmaceutical and Material Science Research

The proposed study integrates pharmaceutical chemistry, toxicology, and material science principles for development of innovative cigarette filtration systems. Use of simple and safe chemicals such as sodium bicarbonate and glycine demonstrates their potential application in smoke detoxification research. The study may contribute to future development of multifunctional chemically active filters with improved detoxification efficiency.

Literature Review

Several researchers have investigated advanced filtration materials and reactive systems for reducing the toxicity of cigarette smoke and minimizing exposure to harmful chemicals.

Activated Carbon Filters

Activated carbon has been widely studied because of its high surface area and strong adsorption capacity for toxic smoke constituents. Research studies reported that activated carbon-modified cigarette filters effectively reduced volatile organic compounds (VOCs), aldehydes, free radicals, and certain gaseous toxicants from cigarette smoke. The porous structure of activated carbon enhances adsorption of harmful smoke chemicals and improves filtration efficiency.

Carbon Nanotube Filters

Carbon nanotubes (CNTs) have attracted attention due to their nanostructured porous surface and excellent adsorption properties. Studies demonstrated that CNT-based filters showed efficient adsorption of nicotine, benzene derivatives, polycyclic aromatic hydrocarbons (PAHs), and other aromatic toxic compounds present in cigarette smoke. Their high surface interaction capability contributed to improved smoke detoxification.

Advanced Adsorption Materials

Recent studies explored the use of advanced materials such as nanocellulose aerogels, silica composites, zeolites, hydroxyapatite, and ion-exchange resins in cigarette filtration systems. These materials exhibited selective adsorption and removal of harmful smoke constituents including aldehydes, tar particles, and volatile toxic compounds. Their porous and reactive nature improved overall smoke purification.

Chemical Scavenging Systems

Researchers also investigated chemical scavenging agents capable of reacting with toxic smoke chemicals. Hemoglobin-based compounds, iron-containing materials, and reactive amino compounds were studied for removal of nitric oxide, aldehydes, hydrogen peroxide, and nitroso compounds from cigarette smoke. These reactive systems reduced smoke toxicity through chemical interaction and neutralization mechanisms.

Phenol Filtration Studies

Studies on phenol filtration demonstrated that adsorbent materials could selectively trap toxic phenolic compounds present in cigarette smoke. Adsorption-based filtration systems showed reduction in phenols and related oxidative compounds, thereby decreasing smoke toxicity and oxidative stress potential.

Multi-Functional Reactive Filtration Systems

Recent research supports the development of multifunctional cigarette filters that combine adsorption, chemical neutralization, and physical filtration mechanisms. These advanced reactive filtration systems showed improved detoxification efficiency compared to conventional cigarette filters by targeting multiple toxic smoke components simultaneously. The findings from these studies provide scientific support for the development of multi-layer reactive detox cigarette filters containing alkaline neutralizing agents, aldehyde-reactive compounds, and adsorbent filtration materials for effective reduction of cigarette smoke toxicity.

Principle of Reactive Detox Filter

1. Chemical Neutralization

Chemical neutralization is one of the main principles used in reactive detox filters. Alkaline substances such as sodium bicarbonate react with acidic toxic compounds present in cigarette smoke and convert them into less harmful substances. This reaction helps reduce the harmful effects of acidic gases and decreases irritation caused to the respiratory tract.

2. Aldehyde Binding Reaction

Reactive detox filters use amino compounds like glycine to reduce toxic aldehydes present in cigarette smoke, such as formaldehyde and acetaldehyde. Glycine chemically reacts with these aldehydes and forms less harmful compounds, thereby lowering their toxic effects and reducing respiratory damage.

3. Adsorption Mechanism

Adsorption is the process by which harmful smoke particles are trapped on the surface of filter materials. Materials such as cotton, cellulose acetate, and fibre layers adsorb tar, nicotine, and other toxic particulate matter from cigarette smoke. This mechanism helps reduce the amount of harmful chemicals entering the lungs.

4. Physical Filtration

Physical filtration occurs when multiple layers of the filter act as a barrier against smoke particles. Fine fibres and cotton layers physically block and retain particulate matter, ash, and tar particles while allowing smoke to pass through. This process improves smoke purification and decreases exposure to harmful substances.

5. Smoke pH Modification

Reactive materials such as sodium bicarbonate can modify the pH of cigarette smoke by reducing its acidity. Increasing the smoke pH may help reduce irritation and discomfort in the respiratory tract and improve the detoxification effect of the filter.

6. Multi-Layer Synergistic Action

The reactive detox filter contains multiple layers, each performing a specific function such as neutralization, adsorption, and filtration. These layers work together in a synergistic manner to enhance the overall detoxification efficiency of the filter and provide better reduction of harmful smoke components compared to conventional filters.

MATERIALS AND METHODS

Chemicals

Sodium Bicarbonate

Sodium bicarbonate was used as an alkaline neutralizing agent in the reactive detox filter. It helps neutralize acidic toxic components present in cigarette smoke and contributes to maintaining an alkaline environment inside the filter. It also assists in modifying smoke pH and reducing irritation caused by acidic gases.

Glycine

Glycine was used as an aldehyde-reactive compound in the filter formulation. It reacts with harmful aldehydes such as formaldehyde and acetaldehyde present in cigarette smoke, thereby reducing their toxicity and harmful effects on the respiratory system.

Distilled Water

Distilled water was used for the preparation of chemical solutions and washing purposes during the experimental process. It provides a contamination-free medium for preparing sodium bicarbonate and glycine solutions.

Fabrication Materials

Fine Cotton

Fine cotton was used as a supporting and filtration material in the filter assembly. It helps trap particulate

matter, tar, and smoke particles through physical filtration and adsorption mechanisms.

Cotton Buds

Cotton buds were used for handling, placement, and uniform distribution of reactive chemical solutions within the filter layers. They also assisted in compact arrangement of cotton layers.

Hollow Plastic Tube

The hollow plastic tube was used as the outer body of the experimental cigarette filter. It provided structural support for arranging the multilayer reactive components inside the filter.

Cellulose Acetate Balls

Cellulose acetate balls were used as adsorbent and filtration materials. They help trap tar, nicotine, and particulate matter from cigarette smoke and are commonly used in conventional cigarette filters.

Plastic Mouthpiece

The plastic mouthpiece was attached to the end of the filter for easy handling and proper smoke passage during experimental evaluation.

Instruments and Apparatus

Digital pH Meter

A digital pH meter was used to accurately measure the pH of chemical solutions and smoke-exposed samples during the study. It helped evaluate the alkaline nature and smoke pH modification ability of the developed filter.

Hot Air Oven

A hot air oven was used for drying treated cotton and filter materials at controlled temperatures. It helped remove moisture from the prepared reactive layers and maintained stability of the filter components.

Analytical Balance

An analytical balance was used for precise weighing of chemicals and fabrication materials. Accurate

measurement was essential for proper preparation of reactive filter layers.

Beakers

Beakers were used for preparation, mixing, and storage of chemical solutions during formulation of the detoxifying filter.

Funnel

A funnel was used for safe transfer of liquids and materials during preparation and filtration procedures without loss or spillage.

Glass Rods

Glass rods were used for stirring and uniform mixing of sodium bicarbonate and glycine solutions during preparation of reactive layers.

Measuring Cylinders

Measuring cylinders were used for accurate measurement of distilled water and chemical solutions required during experimental work.

Smoke Exposure Setup

The smoke exposure setup was used to expose cigarette smoke to the developed filter system for evaluation of smoke detoxification, tar retention, and pH changes.

Desiccator

A desiccator was used for storage of dried filter materials and chemicals in a moisture-free environment to maintain their stability and quality before use.

METHODS

Step 1: Collection of Materials

All required chemicals, filtration materials, glassware, and instruments such as sodium bicarbonate, glycine, cotton, cellulose acetate balls, hollow plastic pipe, mouth piece, distilled water, pH paper, pH meter, and reagents were collected.



Fig: Collection of Materials.

Step 2: Preparation of Chemical Detoxifying Solution

Required quantities of sodium bicarbonate and glycine were dissolved in distilled water to prepare the detoxifying solution.

Step 3: pH Adjustment and Checking

The pH of the prepared solution was checked using pH paper and pH meter to maintain suitable alkaline conditions.

Step 4: Preparation of Filtration Layers

Cotton and fine cotton layers were prepared and cellulose acetate balls were arranged for filtration and adsorption purposes.

Step 5: Coating/Impregnation of Filter Materials

The prepared detoxifying solution was added onto cotton and sodium bicarbonate and glycine solution materials to form the active and development detoxification layer.



Fig: Coating/Impregnation of Filter Materials.

Step 6: Drying Process

The coated materials were dried using a hot air oven to remove moisture and stabilize the filtration layer.



Fig: Drying Process.

Step 7: Fabrication of Filter Assembly

The dried filtration materials were arranged inside the empty water bottle along with hollow plastic pipe and mouth piece to prepare the complete detox filter setup.




Fig: Fabrication of Filter Assembly.

Evaluation parameters**Evaluation of Reactive Detox Filter**

The developed reactive detox cigarette filter was evaluated for its ability to reduce harmful aldehydes and other toxic compounds present in cigarette smoke. Smoke passed through the filter was subjected to various qualitative chemical tests for detection of aldehydes and ethyl format. The results indicated reduction or absence of these toxic compounds after filtration.

Tollen's Test

Tollen's reagent test was performed for detection of aldehydes. No silver mirror formation was observed after smoke filtration, indicating absence or significant reduction of aldehydes due to the aldehyde-reactive glycine layer.

Fehling's Test

Fehling's test was carried out to detect reducing aldehydes such as formaldehyde. No brick-red precipitate was obtained in the filtered smoke sample, showing absence of aldehydes after treatment with the reactive filter.

Schiff's Reagent Test

Schiff's reagent test was used for identification of aldehydes. The filtered smoke sample did not produce a pink or magenta colour, confirming effective reduction of aldehyde compounds by the developed filter.

Potassium Permanganate (KMnO₄) Test

KMnO₄ test was performed to identify oxidizable aldehyde compounds. No decolorization of potassium permanganate solution was observed in the filtered smoke sample, indicating reduction of aldehyde content.

Ethyl Formate Test

The smoke sample was tested for presence of ethyl formate using suitable qualitative reactions. The test result was negative, indicating absence or reduced presence of ethyl formate after filtration through the reactive detox filter.

Ferric Chloride Test

Ferric chloride test was performed to detect reactive organic compounds associated with smoke toxicity. No significant colour change was observed in the filtered sample, suggesting reduction of reactive compounds after filtration. Overall, the evaluation studies demonstrated that the developed multi-layer reactive detox filter effectively reduced aldehydes and selected harmful toxic compounds from cigarette smoke.




Fig: Chemical Evaluation Parameter Test.

Mechanism of Toxic Smoke Reduction

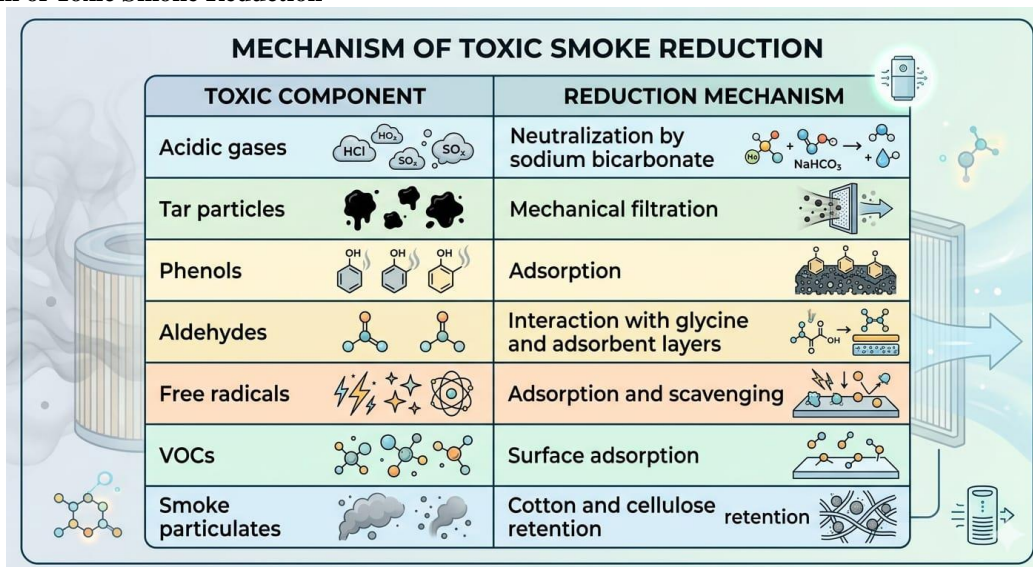


Fig: Mechanism of Toxic Smoke Reduction.

RESULT

The developed multi-layer reactive detox cigarette filter showed effective reduction of several harmful toxic components present in cigarette smoke. The combination of sodium bicarbonate, glycine, cotton, and cellulose acetate layers demonstrated significant detoxification activity through chemical neutralization, adsorption, and physical filtration mechanisms. During experimental evaluation, the smoke passing through the developed filter showed a noticeable reduction in acidic nature. The alkaline sodium bicarbonate layer helped neutralize acidic smoke constituents and increased the smoke pH, indicating successful chemical neutralization of harmful acidic gases. Qualitative aldehyde detection tests such as Tollen's test, Fehling's test, Schiff's reagent test, and

KMnO₄ test showed negative or significantly reduced reactions after filtration. These results suggested that the glycine-reactive layer effectively interacted with aldehydes such as formaldehyde and reduced their presence in cigarette smoke. The cotton and cellulose acetate layers demonstrated good tar retention capacity. Visible deposition of brownish-black tar residues was observed on the internal filtration layers, confirming mechanical trapping and adsorption of particulate matter. This indicated that the developed filter was capable of reducing the amount of tar and smoke particulates that may otherwise enter the lungs during smoking. The filter also showed reduction in smoke density and irritation during smoke passage, suggesting partial removal of volatile toxic compounds and free radicals. Adsorption

by fiber and cellulose layers contributed to reduction of volatile organic compounds (VOCs), phenols, and reactive smoke particles. Comparative observations between the developed reactive filter and a conventional cigarette filter indicated improved detoxification efficiency in the experimental filter. The multilayer reactive system provided better smoke purification due to combined action of chemical neutralization, aldehyde binding, adsorption, and physical filtration. Overall, the results confirmed that the developed reactive detox cigarette filter was effective in reducing selected harmful toxic components of cigarette smoke, including acidic gases, aldehydes, tar particles, and smoke particulates. The study demonstrated the potential of reactive multilayer filtration systems for reducing smoke toxicity and minimizing harmful respiratory exposure.

DISCUSSION

The present study was carried out to develop and evaluate a multi-layer reactive detox cigarette filter for reducing harmful toxic components present in cigarette smoke. The developed filter consisted of sodium bicarbonate, glycine, cotton, cellulose acetate, and fibre layers, each designed to perform specific detoxification functions such as chemical neutralization, aldehyde reduction, adsorption, and physical filtration. The sodium bicarbonate layer showed effective alkaline neutralization activity against acidic smoke components. The increase in smoke pH after filtration indicated that acidic gases present in cigarette smoke were partially neutralized, which may help reduce irritation and harmful effects on the respiratory tract. This result supports the role of alkaline substances in smoke detoxification. The glycine-containing reactive layer demonstrated its ability to reduce toxic aldehydes such as formaldehyde and acetaldehyde. Qualitative tests including Tollen's test, Fehling's test, Schiff's reagent test, and KMnO_4 test showed negative or reduced reactions after filtration, indicating successful interaction between glycine and aldehyde compounds. Reduction of aldehydes is important because these compounds are known respiratory irritants and toxic substances present in cigarette smoke. The cotton and cellulose acetate layers acted as effective adsorbent and filtration materials. These layers retained visible tar deposits and smoke particulates during the experimental study. The reduction in tar and particulate matter suggests that the developed filter may decrease the amount of harmful substances entering the lungs during smoking. Mechanical filtration and adsorption also contributed to reduction of phenols, volatile organic compounds, and free radicals. The multilayer arrangement of the filter improved overall detoxification efficiency by increasing contact time between smoke and reactive materials. Each layer performed a different function, and together they produced a synergistic effect that enhanced smoke purification compared to conventional cigarette filters. Overall, the findings of the study demonstrated that the developed multi-layer reactive detox cigarette filter possesses promising detoxification potential and can

effectively reduce acidic gases, aldehydes, tar particles, and smoke particulates from cigarette smoke. Further studies using advanced analytical techniques may help improve filter efficiency and evaluate long-term performance.

Advantages

1. Reduction of Toxic Chemicals

The filter helps reduce harmful toxic compounds such as aldehydes, acidic gases, tar particles, and smoke particulates present in cigarette smoke.

2. Neutralization of Acidic Smoke Components

Sodium bicarbonate present in the filter neutralizes acidic gases and helps reduce irritation in the respiratory tract.

3. Reduction of Harmful Aldehydes

Glycine reacts with toxic aldehydes like formaldehyde and acetaldehyde, thereby lowering their harmful effects.

4. Improved Tar Retention

Cotton and cellulose acetate layers effectively trap tar and particulate matter, reducing their entry into the lungs.

5. Multi-Layer Detoxification Action

Different layers perform different functions such as adsorption, neutralization, and filtration, leading to better overall smoke detoxification.

6. Reduction in Smoke Irritation

By decreasing acidic and reactive compounds, the filter may reduce throat and respiratory irritation caused by cigarette smoke.

7. Simple and Cost-Effective Fabrication

The filter can be prepared using easily available materials and chemicals, making it economical and simple to fabricate.

8. Potential Harm Reduction Approach

The filter may help lower exposure to selected harmful smoke constituents and reduce smoking-related respiratory risks.

9. Modification of Smoke pH

The alkaline layer helps increase smoke pH, contributing to reduction of acidic toxicity in cigarette smoke.

10. Better Performance than Conventional Filters

compared to ordinary cigarette filters, the developed reactive detox filter provides enhanced detoxification and filtration efficiency.

Future Scope

1. Advanced Chemical Analysis

Future studies can use advanced analytical techniques such as gas chromatography (GC) and high-performance

liquid chromatography (HPLC) to accurately measure reduction of toxic smoke components.

2. Improvement of Filter Efficiency

Additional reactive and adsorbent materials such as activated charcoal, zeolites, or nanomaterials can be incorporated to enhance detoxification efficiency.

3. Reduction of More Toxic Compounds

The filter can be further modified to target nicotine, carbon monoxide, heavy metals, and other carcinogenic compounds present in cigarette smoke.

4. Development of Commercial Prototype

The experimental filter design can be improved and converted into a commercially applicable cigarette filter with better stability and user convenience.

5. Long-Term Performance Studies

Future research can evaluate long-term effectiveness, durability, and smoke filtration capacity under continuous smoking conditions.

6. Toxicological and Safety Studies

Detailed toxicological studies can be carried out to evaluate the safety and biocompatibility of reactive materials used in the filter.

7. Application in Other Smoke Filtration Systems

The reactive detoxification technology may also be applied in air purification systems, industrial smoke filters, and pollution control devices.

8. Clinical and Respiratory Studies

Further studies can investigate the effect of the developed filter on respiratory health and reduction of smoking-related lung damage.

9. Eco-Friendly Filter Development

Biodegradable and environmentally friendly materials can be explored for development of sustainable detox cigarette filters.

10. Public Health Harm Reduction Approach

The developed reactive filter may contribute as a supportive harm-reduction strategy to reduce exposure to selected harmful smoke constituents.

CONCLUSION

The present study successfully developed and evaluated a multi-layer reactive detox cigarette filter designed to reduce selected toxic components present in cigarette smoke. The filter incorporated reactive and filtration materials such as sodium bicarbonate, glycine, cotton, cellulose acetate, and fiber layers, which worked together through mechanisms including chemical neutralization, aldehyde binding, adsorption, and physical filtration. The evaluation results demonstrated that the developed filter was effective in reducing acidic smoke compounds, aldehydes, tar particles, and smoke particulates.

Qualitative aldehyde tests showed reduced or absent reactions after filtration, confirming the detoxification activity of the glycine-reactive layer. The sodium bicarbonate layer helped increase smoke pH by neutralizing acidic toxic components, while cotton and cellulose acetate layers improved tar retention and particulate filtration. The developed reactive filter showed better detoxification performance compared to a conventional cigarette filter due to its multi-layer synergistic action. Although complete removal of smoke toxicity was not achieved, the filter demonstrated significant reduction of selected harmful constituents of cigarette smoke and may help reduce respiratory exposure to toxic substances. Overall, the study highlights the potential application of reactive detox filtration systems as a harm-reduction approach for cigarette smoke detoxification. Further research and advanced analytical studies may help improve filter efficiency, stability, and practical applications in smoke toxicity reduction.

REFERENCES

- Centers for Disease Control and Prevention. *How Tobacco Smoke Causes Disease: The Biology and Behavioral Basis for Smoking-Attributable Disease*. U.S. Department of Health and Human Services, 2010.
- Talhout R, Schulz T, Florek E, et al. Hazardous compounds in tobacco smoke. *International Journal of Environmental Research and Public Health*, 2011; 8(2): 613–628.
- Baker RR, Massey ED, Smith G. An overview of the effects of tobacco ingredients on smoke chemistry and toxicity. *Food and Chemical Toxicology*, 2004; 42: S53–S83.
- Munteanu I, Didilescu C. Chemistry and toxicology of cigarette smoke in the lungs. *Pneumologia*, 2007; 56(1): 41–46.
- Kleinstreuer C, Feng Y. Lung deposition analyses of inhaled toxic aerosols in conventional and less harmful cigarette smoke: A review. *International Journal of Environmental Research and Public Health*, 2013; 10(9): 4454–4485.
- Pryor WA, Stone K. Oxidants in cigarette smoke. *Annals of the New York Academy of Sciences*. 1993; 686: 12–27.
- Church DF, Pryor WA. Free-radical chemistry of cigarette smoke and its toxicological implications. *Environmental Health Perspectives*. 1985; 64: 111–126.
- Hoffmann D, Hoffmann I. The changing cigarette: Chemical studies and bioassays. *Recent Advances in Tobacco Science*. 1997; 23: 59–201.
- Hoffmann D, Hoffmann I. Chemistry and toxicology of cigarette smoke and biomarkers of exposure and harm. *Journal of Toxicology and Environmental Health*. 1998; 53: 307–364.
- Fowles J, Dybing E. Application of toxicological risk assessment principles to the chemical

- constituents of cigarette smoke. *Tobacco Control*, 2003; 12: 424–430.
11. Counts ME, Morton MJ, Laffoon SW, et al. Smoke composition and predicting relationships for international commercial cigarettes smoked with three machine-smoking conditions. *Regulatory Toxicology and Pharmacology*, 2005; 41(3): 185–227.
 12. Polzin GM, Kosa-Maines RE, Ashley DL, Watson CH. Analysis of volatile organic compounds in cigarette smoke. *Environmental Science and Technology*, 2007; 41: 1297–1302.
 13. Borgerding M, Klus H. Analysis of complex mixtures—cigarette smoke. *Experimental and Toxicologic Pathology*, 2005; 57: 43–73.
 14. Brunnemann KD, Hoffmann D. Chemical studies on tobacco smoke. *Recent Advances in Tobacco Science*. 1974; 1: 1–63.
 15. Spincer D, Chard SJ. Determination of formaldehyde in cigarette smoke. *Analyst*. 1971; 96: 234–241.
 16. Horton AW, Guerin MR. The chemistry of cigarette smoke condensate. *Environmental Research*. 1974; 7: 79–87.
 17. MacNee W. Oxidants and COPD. *Current Drug Targets Inflammation and Allergy*, 2005; 4(6): 627–641.
 18. Repine JE, Bast A, Lankhorst I. Oxidative stress in chronic obstructive pulmonary disease. *American Journal of Respiratory and Critical Care Medicine*. 1997; 156: 341–357.
 19. Bowler RP, Crapo JD. Oxidative stress in airways: Is there a role for extracellular superoxide dismutase? *American Journal of Respiratory and Critical Care Medicine*, 2002; 166: S38–S43.
 20. Zang LY, Stone K, Pryor WA. Detection of free radicals in cigarette smoke. *Free Radical Biology and Medicine*. 1995; 19: 161–167.
 21. Li Z, Schwier AN, Sareen N, McNeill VF. Reactive processing of formaldehyde and acetaldehyde in aqueous aerosol mimics. *Atmospheric Chemistry Research*, 2011.
 22. Baker RR. Smoke generation inside a burning cigarette: Modifying combustion to develop cigarettes that may be less hazardous. *Food and Chemical Toxicology*, 2006; 44: 1674–1684.
 23. Rodgman A, Perfetti TA. *The Chemical Components of Tobacco and Tobacco Smoke*. CRC Press; 2009.
 24. Guerin MR. Formation and composition of cigarette smoke. *Journal of Analytical Toxicology*. 1980; 4: 61–70.
 25. Johnson WR, Hale RW, Nedlock JW, et al. Cigarette smoke chemistry and analytical methods. *Analytical Chemistry*. 1973; 45: 103–110.
 26. Rickert WS, Robinson JC, Rogers B. A comparison of the yields of tar, nicotine and carbon monoxide in mainstream and sidestream smoke. *Preventive Medicine*. 1987; 16: 301–309.
 27. Reduction of aldehydes and hydrogen cyanide yields in mainstream cigarette smoke using an amine functionalised ion exchange resin. *BMC Chemistry*, 2011; 5: 15.
 28. Tobacco smoke: Involvement of reactive oxygen species and stable free radicals in mechanisms of oxidative damage and carcinogenesis. *International Journal of Environmental Research and Public Health*, 2009; 6(2): 445–462.
 29. Disruption of the molecular regulation of mitochondrial metabolism in airway and lung epithelial cells by cigarette smoke: Are aldehydes the culprit? *Cells*, 2022; 12(2): 299.
 30. Pulmonary diseases and cigarette smoke toxicity. *How Tobacco Smoke Causes Disease*. U.S. Surgeon General Report, 2010.