



## SYNTHESIS AND MICROBIAL EVALUATION OF SOME NEWER 6-(3-(1, 2-DIHYDRO-6-PHENYL-2-THIOXOPYRIMIDIN-4-YL) PHENYL AMINO) PYRIDAZIN-3(2H)-ONE VIA A NOVEL CHALCONE SERIES.

Shrikrishna D. Tupare\*<sup>1</sup> and Rajendra P. Pawar<sup>2</sup>

<sup>1</sup>Department of Chemistry, K. E. S. Anandibai Pradhan Science College, Nagothane Tal. Roha Dist. Raigad. MS India 402106.

<sup>2</sup>Department of Chemistry, Deogiri College, Aurangabad MS India 402106.

Article Received on 25/06/2015

Article Revised on 16/07/2015

Article Accepted on 07/07/2015

### \*Correspondence for

#### Author

**Dr. Shrikrishna D.**

**Tupare**

Department of Chemistry,  
K. E. S. Anandibai Pradhan  
Science College, Nagothane  
Tal. Roha Dist. Raigad. MS  
India 402106.

### ABSTRACT

*Several substituted pyridazone derivative of acetophenone are condensed with aromatic aldehydes, and resulting chalcones are used for the synthesis of diaryl thiopyrimidines. Organic compounds containing pyrimidines, thiopyrimidines as a core unit are known to exhibit various biological activities and pharmaceutical activities. So, all newly synthesized compounds were screened for their antimicrobial activity. Most of the compounds showed significant antibacterial and antifungal activities.*

**KEY WORDS:** Pyridazone, pyrimidines, thiopyrimidines, Antifungal, Antibacterial.

### INTRODUCTION

Organic compounds containing pyrimidines as a core unit are known to exhibit various biological and pharmaceutical activities.<sup>[1a, b, c]</sup> Over the past decades, many procedures have been reported for the preparation of pyrimidines and thiopyrimidines;<sup>[2a,b,c,d]</sup> however, after a detailed literature survey, we found that there were no any publications devoted to synthesis of pyridazolone derivatives containing pyrimidines and thiopyrimidines. Pyrimidines have a long and distinguished history extending from the days of their discovery as an important constituent of nucleic acids to their current use in the chemotherapy of AIDS. During the last two decades, several pyrimidines derivatives have been developed as chemotherapeutic agents and have found wide clinical applications. Many pyrimidines and related heterocyclic compounds are found to possess a wide important pharmacophore and privileged structure in

medicinal chemistry. Pyrimidines and thiopyrimidines shows pharmacological activities like antihypertensive,<sup>[3]</sup> analgesic<sup>[4]</sup> tuberculosis<sup>[5]</sup> neuroleptic<sup>[6]</sup> and antimicrobial activity.<sup>[7]</sup> On the other side pyrimidines and its derivatives have been received much attention due to their interesting pharmacological Properties.<sup>[8-13]</sup> Some pyrimidines derivative also studied for their leishmanial chemotherapeutic properties.<sup>[14]</sup> These interesting microbial properties of thiopyrimidines have been prompted the synthesis of some new series of compounds of this class.

## EXPERIMENTAL

Melting points were determined in open capillary tubes and are uncorrected. The purities of the compounds were checked on silica-gel-coated Al plates. IR spectra were recorded in KBr on a Perkin Elmer Spectrum BX series FT-IR spectrometer. <sup>1</sup>HNMR spectra were recorded on Bruker DRX 300 MHz NMR spectrometer using TMS as internal standard and mass spectra on a Jeol D-300 spectrometer.

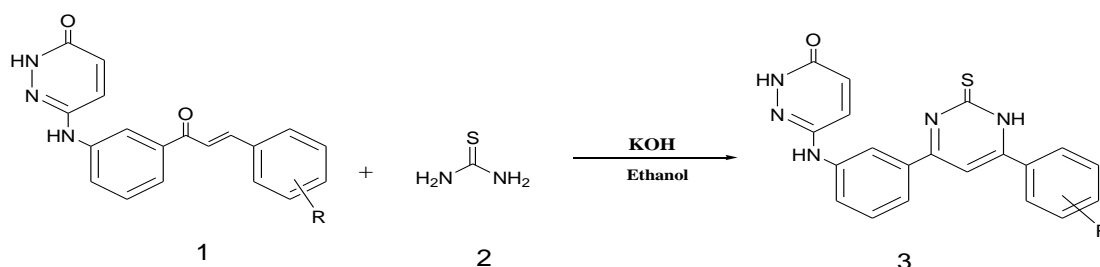
We synthesized novel chalcones using conventional method in the literature.<sup>[15, 16]</sup> and that novel chalcones used in this research work.

### General Procedures: Pyridazin-3(2H)-one (3a-3l)

A mixture of Chalcone (6-(3-((E)-4-Nitro phenyl)but-3-enoyl)phenylamino)pyridazin-3(2H)-one) (0.01mol) and thiourea (0.01mol.) was dissolved in ethanol (20mL) and potassium hydroxide (1g) in water (5mL) and contents were refluxed for 7.5 hrs. Completion of the reaction was monitored by thin layer chromatography (TLC). The crude product obtained was purified by silica gel column chromatography with ethyl acetate/n-hexane (1:1) as eluent (**Scheme-1**).

All other 2-mercaptopyrimidines were synthesised similarly.

### Scheme I



### Spectral Data Analysis

**1 6-(3-(1,2-dihydro-6-(3,4-dimethoxyphenyl)-2-thioxopyrimidin-4-yl)phenylamino)pyridazin-3(2H)-one(3b):** Molecular Formula;  $C_{22}H_{18}N_5O_3S$ ; Yield; 69%, m. p.;  $173-175^{\circ}C$ ; FT-IR (KBr):  $1610\text{ cm}^{-1}$  (Ar. C=C Str.),  $3100-3350\text{ cm}^{-1}$  ( Broad peaks for 3 N-H Str.),  $1648\text{ cm}^{-1}$ , ( C=O),  $1500\text{ cm}^{-1}$  (C-N str.);  $^1H\text{ NMR}$  ( DMSO- $d_6$  ) ( $\delta$  ppm) 3.7 (s 6H ), 2.4 (s, 1H), 5.8 (s, 1H, Ar-H ), 4.3 (s, 1H ),  $\delta$  7. 3 (s, 1H, Ar-H), 6.65-6.80 (m, 5H, Ar-H), 6.7-7.8 (m, 3H, Ar-H), **Mass; (m/z)**, Calculated; **433**; Found **433**( $M^+$ ).

**2 6-(3-(1,2-dihydro-6-(4-chlorophenyl)-2-thioxopyrimidin-4-yl)phenylamino)pyridazin-3(2H)-one(7g):** Molecular Formula= $C_{20}H_{14}ClN_5OS$ ; Yield= **69%**, m. p. =  $172^{\circ}C$ ; FT-IR (KBr):  $1600\text{ cm}^{-1}$  (Ar. C=C Str.),  $3000-3250\text{ cm}^{-1}$  ( Broad peaks for 3 N-H Str.),  $1673.1\text{ cm}^{-1}$ , ( C=O),  $1458\text{ cm}^{-1}$  (C-N str.);  $^1H\text{ NMR}$  ( DMSO- $d_6$  ) ( $\delta$ ppm) 1.3 (s, 1H), 2.2 (s, 1H), 2.6 (s, 1H), 2.00 (d, 1H), 2.7 (d, 1H ),  $\delta$  7. 3 (s, 1H, Ar-H), 7.6-7.70 (m, 4, Ar-H),  $\delta$ 7.4-7.5 (m, 4H, Ar-H), **Mass; (m/z)**, Calculated **407. 05** ; Found **407.05**( $M^+$ ).

**3 6-(3-(1,2-dihydro-6-(4-methoxyphenyl)-2-thioxopyrimidin-4-yl)phenyl amino)pyridazin-3(2H)-one (7i. ):** Molecular Formula;  $C_{21}H_{17}N_5O_2S$ , Yield; 75%, m. p.;  $163^{\circ}C$ ; FT-IR(KBr):  $3250\text{ cm}^{-1}$ ( Ar C=C Str.),  $3101- 3221\text{ cm}^{-1}$ , ( Broad peaks for 2 N-H Str.),  $1806\text{ cm}^{-1}$  ( C=O),  $1680\text{ cm}^{-1}$  (C=O );  $^1H\text{ NMR}$  ( DMSO- $d_6$  ): ( $\delta$  ppm); 3.9 (s, 3H ) , 5.1 (s, 1H ), 7.1 (s,1H ), 6.5 (s, 1H), 6.72-7.6 (d, 4H, Ar-H ), 6.4-6.5(m, 4H, Ar-H ), 7.00-7.30 (m, 2H, Ar-H ); 6.4 (s, 1H ), **Mass; (m/z)** , Calculated **403**. Found **402.5** ( $M^+$ ).

**4 6-(3-(1,2-dihydro-6-(3,4,5-trimethoxyphenyl)-2-thioxopyrimidin-4-yl)phenylamino) pyridazin-3(2H)-one (3k. ):** Molecular Formula;  $C_{23}H_{21}N_5O_4S$ , Yield; **61%**, m. p.;  $173^{\circ}C$ ; FT-IR(KBr):  $3240\text{ cm}^{-1}$ ( Ar C=C Str.),  $3001- 3121\text{ cm}^{-1}$ , ( Broad peaks for 2 N-H Str.),  $1800\text{ cm}^{-1}$  ( C=O),  $1655\text{ cm}^{-1}$  (C=O );  $^1H\text{ NMR}$  ( DMSO- $d_6$  ): ( $\delta$  ppm); 3.9 (s, 9H, ), 5.1 (s, 1H ), 2.1 (s,1H ), 6.5 (s, 2H), 7.6 (d, 2H, Ar-H ), 6.4-6.5(m, 3H, Ar-H ), 7.00-7.30 (s, 1H, Ar-H ); 6.4 (s, 1H ), **Mass; (m/z)** , Calculated **463.5** Found **466.3** ( $M^+$ )

### Antimicrobial Activity

All of the novel synthesized compounds were screened for their antimicrobial activity against the Gram –ve bacteria *Escherichia coli* (ATCC 8739) and Gram +ve bacteria *Staphylococcus aureus* (ATCC6538), in addition to their antifungal activity against *Aspergillus Niger* (ATCC16404) *Candida albicans* (ATCC10231) using agar diffusion methd<sup>[17, 18]</sup> at a concentration 20mg/mL. DMSO used as a solvent. Compound **3a**, **3c** & **3i** shows highly

efficient antibacterial activity against *S. aureus* (ATCC 6538) more than Penicillin standard. Compound **3g**, **3h**, **3i** & **3l** shows antifungal activities more than reference fungal. Many synthesized compounds was also found to be efficient equivalent to standard, e. g. Penicillin, Grysofulvin.

**Table-2: Antimicrobial activity of Thiopyrimidine Derivatives**

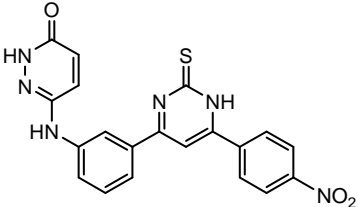
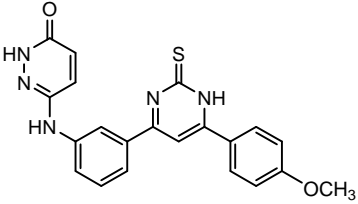
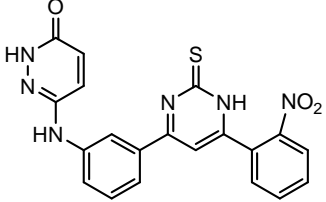
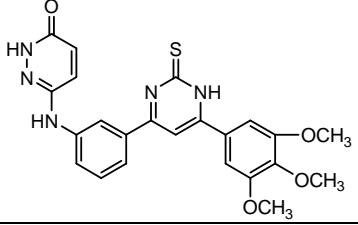
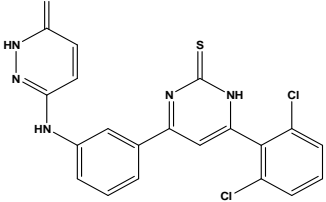
Entry	R	Antibacterial Activity		Antifungal Activity.	
		<i>E. Coli</i> (ATCC 8739)	<i>S. aureus</i> (ATCC6538)	<i>A. Niger</i> (ATCC16404)	<i>C. Albicans</i> (ATCC10231)
<b>3a</b>	-H	<b>11mm</b>	<b>10mm</b>	-ve	10mm
<b>3b</b>	3,4-OCH <sub>3</sub>	7mm	8mm	-ve	8mm
<b>3c</b>	4-OH	<b>12mm</b>	<b>10mm</b>	-ve	-ve
<b>3d</b>	2-OH	8mm	-ve	-ve	<b>11mm</b>
<b>3e</b>	3,4,5-Br,OCH <sub>3</sub> ,OH	10mm	6mm	-ve	9mm
<b>3f</b>	3-NO <sub>2</sub>	9mm	7mm	10mm	10mm
<b>3g</b>	4-Cl	8mm	9mm	<b>11mm</b>	8mm
<b>3h</b>	4-NO <sub>2</sub>	<b>11mm</b>	7mm	<b>12mm</b>	9mm
<b>3i</b>	4-OCH <sub>3</sub>	<b>11.5mm</b>	9mm	-ve	<b>11mm</b>
<b>3j</b>	2-NO <sub>2</sub>	10mm	9mm	-ve	<b>13</b>
<b>3k</b>	3, 4, 5-OCH <sub>3</sub>	-ve	<b>11mm</b>	8.5mm	<b>10.5mm</b>
<b>3l</b>	3,4-OH	10.5mm	<b>10mm</b>	8.5mm	<b>12mm</b>
	<b>Penicillin</b>	<b>10.5mm</b>	<b>8.5mm</b>	-	-
	<b>Grysofulvin</b>	-	-	<b>10.5mm</b>	<b>10mm</b>

## RESULTS AND DISCUSSION

Many synthetic methods of pyrimidine have been reported from urea, thiourea and Guanidine with chalcones. But synthesis of pyrimidines from urea gives very low yield as compared to thiourea and Guanidine. In the present work, we describe the synthesis of thiopyrimidines which have biological important in chemistry by using 6-(3-((*E*)-3-phenylacryloyl)phenyl amino) pyridazin-3(2*H*)-one to give 6-((-3-(-2marcapto-6-phenylpyrimidin-4yl)pyridazin-3(2*H*)-one.(3a-l) by conventional method. The product obtained in 60 to 78 % yield within around seven hours by refluxing. Best result in terms of yield and reaction time was obtained with small amount of alkali (Aqueous KOH). The structures of the compounds were established on the basis of spectroscopic data and elemental analysis. (**Table 1**)

1. Table-4 Physical data of Substituted Thiopyrimidines

Entry	R	Structure of Compound	Yield <sup>a</sup> (%)	Time (Hrs)	M.P. (°C)
3a	-H		65	7.5 hrs	187-189
3b	3,4-OCH <sub>3</sub>		69	8 hrs	173-175
3c	4-OH		59	7.5 hrs	189-191
3d	2-OH		70	7.5 hrs	165-7
3e	3,4,5- Br,OCH <sub>3</sub> ,O H		58	7.5 hrs	172-174
3f	3-NO <sub>2</sub>		78	8 hrs	168-170
3g	4-Cl		72	7.5 hrs	193-195

3h	4-NO <sub>2</sub>		50	8 hrs	156-158
3i	4-OCH <sub>3</sub>		75	7.5 hrs	160-162
3j	2-NO <sub>2</sub>		56	7.5 hrs	190-192
3k	3, 4, 5-OCH <sub>3</sub>		71	8 hrs	178
3l	3,4-OH		57	7.5 hrs	168-170

## CONCLUSION

Pyrimidines occupy a distinct and unique place in our life. This hetero cyclic moiety has great biological and medicinal significance. A large array of pyrimidine drugs possesses a variety of medicinal properties. 2- Mercapto pyrimidines have been shown more importance properties in the field of synthetic organic chemistry. The method used in the synthesis of newer pyrimidines was found good because all products obtained have moderate to good percentage yield. Many of newer pyrimidines shown antimicrobial activities. The advantage of this synthesis was good to moderate yield by using small amount of alkali.

## ACKNOWLEDGEMENT

The authors are thankful to the Management of Konkan Education Society, Principal Dr. S. S. Gurav, The Head of Department Dr. D. V. Bhagat for providing necessary facilities.

## REFERENCES

1. (a) Kappe, C. O. *Tetrahedron* 1993; 49: 6937, and references cited therein. (b) Sharma, A. K.; Jayakumar, S.; Hundal, M. S.; Mahajan, P. M. *J. Chem. Soc., Perkin Trans.* 2002; 1: 774. (c) Sasaki, S.; Cho, N.; Nara, Y.; Harada, M.; Endo, S.; Suzuki, N.; Furuya, S.; Funjino, M. *J. Med. Chem.* 2003; 46: 113.
2. For selected examples, see: (a) Khosropour, A. R.; Baltork, I. M.; Ghorbankhani, H. *Catal. Commun.* 2006; 7: 713. (b) Gholap, A. R.; Venkatesan, K.; Daniel, T.; Lahoti, R. J.; Srinivasan, K. V. *Green Chem.* 2004; 6: 147. (c) Yadav, J. S.; Reddy, B. V. S.; Reddy, K. B.; Raj, K. S.; Prasad, A. R. *J. Chem. Soc., Perkin Trans.*, 2001; 1: 1939. (d) Heravi, M. M.; Ranjbar, L.; Derikvand, F.; Alimadadi, B. *Mol. Diversity* 2008; 191: and references cited therein.
3. A. EI-ZK Abd-Samii; *pharmazie*. 1996; 51: 540-543.
4. K. K. Vijaya Raj; B. V. Narayan; N. Ashalatha; Suchita Kumari, *J. Pharmacol Toxicol*, 2006; 1(6): 559-565.
5. M. G. Moustafa; H. I. Zeinab; A. A. Soad, *Hetero. Chem.*, 2004; 1: 5762.
6. R. Filler. *Chem Technol.*, 1974; 4: 752-757.
7. M. A. Amin; M. M. Iamil; Ei-Helby, G. A. Addel; A. H. Bauomy; E. I.-Morsy, Ahmad; Alexandria, *J. Pharm.Sci.*, 2003; 17: 1-11.
8. I. Bouabdallah; L. A. M'barek; A. Zyad; A. Ramadan; I. Zidane; A. Melhaoui. *Nat. Prod. Res.*, 2006; 20: 1024-1030.
9. L. P. Davis; D. J. Brown; S. C. Chow; G. A. R. Johnston. *Neuro. Sci. Lett.*, 1983; 41: 189.
10. L. P. Davis; D. J. Brown; J. H. Sekrit; S. C. Chow; G. A. R. Johnston. *Sci.*, 1984; 34: 2177.
11. N. P. Peet; N. L. Lentz; S. Sunder; M. W. Dudley; A. M. L. Ogden. *J. Med. Chem.*, 1992; 35: 3263-3269.
12. M. Z. Rizk; A. Z. Abdel-Hamid; L. H. Feddah. *Egypt. J. Pharm. Sci.*, 1993; 34: 57-65.
13. D. P. Jiang; B. A. Hesson; D. L. Dusak; D. G. Jexter; E. H. Kang. *J. Med. Chem.*, 1990; 33: 1721-1728.
14. Ducki, S.; Hadfield, J. A.; Lawrence, N. J.; Zhang, X. *Planta Med.* 1996; 62: 185.
15. Gupta, R.; Gupta, A. K.; Paul, S.; Kachroo, P. L.; *Indian J. Chem.* 1995; 34B: 61.
16. Shrikrishna D. Tupare, Satish A. Dake, Santosh V. Nalage, Sidhanath Bhosale, Rajendra P. Pawar, *International Journal of Organic Chemistry*, 2012; 2: 371-376.
17. Grayer, R. J.; Harborne, J. B. *Phytochemistry*, 1994; 37: 19-42.
18. Irob, O. N.; Moo-Young, M.; Anderson, W. A. *Int. J. Pharm.* 1996; 34: 87-90.