

**A CONCEPTUAL STUDY ON KSHUDRA ROGA WITH SPECIAL REFERENCE TO
MODERN DERMATOLOGY****Dr. Krishna N. Kadam***

Associate Professor, Government Ayurved College, Nanded.

***Corresponding Author: Dr. Krishna N. Kadam**

Associate Professor, Government Ayurved College, Nanded.

DOI: <https://doi.org/10.5281/zenodo.21157248>**How to cite this Article:** Dr. Krishna N. Kadam*. (2026). A Conceptual Study on Kshudra Roga with Special Reference To Modern Dermatology. European Journal of Pharmaceutical and Medical Research, 13(7), 392–399.
This work is licensed under Creative Commons Attribution 4.0 International license.

Article Received on 05/05/2026

Article Revised on 25/06/2026

Article Published on 03/07/2026

ABSTRACT

Ayurvedic Samhitas describe numerous diseases, among which *Kshudra Roga* constitutes a distinct category. *Acharya Sushruta* in *Sushruta Samhita* described about 44 *Kshudra roga*. In this article *Sushrutokta kshudrarogas* were more focused with respect to modern Dermatology. Today, skin diseases remain challenging because modern treatments have limitations and these conditions are frequently dismissed as minor compared to other diseases. This study aims to focus on *Kshudra Rogas*, which includes several disorders that impact an individual's external beauty. Some of the diseases of *kshudra roga* mentioned in ancient ayurvedic classics are skin disease of present era like *Palitya* (premature greying of hairs), *yuwanpidika* (acne vulgaris), *Darunaka*(dandruff), *vyanga*(melasma), *Kaksha*(Herpeszoster), *Padadari*(Plantar eczema) etc., along with their contemporary correlations is enumerated in this article.

KEYWORDS: Ayurveda, *Sushruta Samhita*, *Kshudra roga*, Dermatology, Comparative Study.**INTRODUCTION**

The term *Kshudra Roga* is derived from two Sanskrit words: *Kshudra*, meaning minor, small, or insignificant, and *Roga*, meaning disease. Thus, *Kshudra Rogas* denote minor ailments of relatively lesser severity. According to *Gayadas*, these conditions are classified as minor owing to the mild nature of their etiology, clinical features, and therapeutic requirements. *Acharya Sushruta* has explained 44 *Kshudra rogas* with its *nidana*, *Samprapti* and *Lakshanas* in brief. So, in this study it is tried to correlate *Kshudraroga* with conditions as in contemporary science based on its clinical manifestations. Also, this effort is very helpful in understanding the *Kshudra Roga* with their prognosis.^[1]

To develop more effective treatment strategies for patients, emphasis must be placed on Ayurvedic classical texts, which can facilitate meaningful advancements in managing the challenging dermatological conditions of the present era.

AIM AND OBJECTIVES

1. To analyse *Kshudra Roga* according to their site of occurrence and prognosis.
2. To evaluate the relevance of Ayurvedic classical descriptions of *Kshudra Roga* in the context of modern dermatology.

MATERIALS AND METHODS

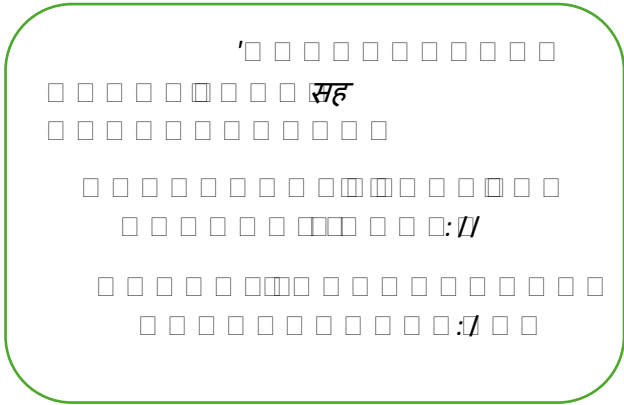
Ancient ayurvedic classics, *Sushrut Samhita*, *Astanga Hridaya*. *Astanga Sangraha*, *Madhav nidan*. *Vangsen Samhita*, *Yogratnakar Samhita* were referred. The commentaries of the above said Samhitas and internet were also studied for this article.

1) Vyanga (Melasma)

Simultaneous vitiation of *Vata* and *Pitta* due to emotional factors like grief and anger leads to thin, circular, painless, blue or black patches on the face. The features vary with Dosha dominance: *Vataja* - rough, coarse, bluish; *Pittaja* - coppery edges with deep blue discoloration; *Kaphaja* - whitish borders with itching; *Raktaja* - red, with burning and tingling sensations.^[2]

➤ **Premature greying of hair**

Premature greying has a genetic basis. It is occasionally seen as an isolated autosomal dominant condition. There is a strong correlation between certain organs specifically auto immune diseases and Premature greying.^[7]

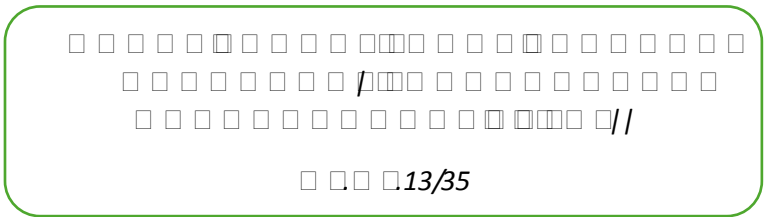


4) Indralupta (Alopecia Areata)

Pitta, in combination with *Vata*, enters the pores of the hair follicles and causes hair fall. Subsequently, *Kapha* along with *Rakta* obstructs the openings of these follicles, thereby preventing further hair growth.^[8]

➤ **Alopecia areata**

This is an autoimmune disorder. In this, body's own defense mechanism acts against hair bulbs and matrix cells, leading to suppression. The cells stop multiplying, but they are not dead. The Salient feature is circumscribed, shiny skin patch surrounded by hair (i.e., a tiny, coin sized bald patch).^[9]




5) Darunaka (P. Sicca)

Due to the aggravation of *Kapha* and *Vata*, the scalp becomes hard, dry, fissured, and associated with itching.^[10]

➤ **P. sicca**

P. sicca is caused due to scalp dryness or greasiness and produces white flakes of dead skin that appear in the hair or on the shoulders. It is a cosmetic affliction of adolescence and adult life.^[11]



6) Arunshika (Seborrhoeic dermatitis)

Due to vitiation of *Kapha* and *Rakta*, along with the involvement of *Krimi*/microbes, excessively moist lesions with multiple openings develop on the scalp, associated with profuse discharge.^[12]

➤ **Seborrhoeic dermatitis**

Seborrhoeic dermatitis is a common, chronic or relapsing form of eczema/dermatitis that mainly affects the sebaceous gland-rich regions of the scalp, face, and trunk. There are infantile and adult forms of seborrhoeic dermatitis.


This benign inflammatory condition is sometimes associated with psoriasis and is known as Sebo



psoriasis. Seborrhoeic dermatitis is also known as seborrhoeic eczema.^[13]

7) Yuvana Pidaka (Acne Vulgaris)

Yuvana Pidaka, also known as *Mukhadushika*, manifests as thorn-like eruptions resembling the spines of the *Shalmali* (*Shorea robusta*) tree. These appear on the face of young individuals due to the vitiation of *Rakta*, *Vata*, and *Kapha*.^[14]




Acne Vulgaris

This is a disease of Pilo sebaceous units.⁴ Pathogenic Factors are
 Increased sebum production,
 Follicular hyperkeratinisation,
 Microbial colonization of PSU by *P. acnes* &

Release of inflammatory mediators into the follicle and surrounding the dermis.^[15]

8) Kunakha (Onychomycosis)

In which the nail becomes black, course and rough due to injury.^[16]




➤ **Onychomycosis**

Fungal infection of the nail, also known as onychomycosis, compromises over 50% of all nail disease with an estimated prevalence of 5.5%. They can affect the toenails, fingernails, or both.

9) Cippa/Aksata/Upnakha (Paronychia)

When *Pitta* along with *Vata* gets vitiated and localizes in the nail and nail bed, it produces pain, burning sensation, and suppuration.^[18]

Fungal nail infections are also known as tinea unguium in the case of dermatophyte infections.^[17]




➤ **Paronychia**

Paronychia is inflammation of the skin around a finger or toenail. It can be acute (< 6 weeks) or chronic (persisting > 6 weeks). Paronychia is also called whitlow. It may be associated with felon.^[19]

10) Padadari or Vipadika (Palmer psoriasis)

Due to excessive walking, aggravated *Vata* Dosha accumulates in the plantar region, leading to excessive dryness of the feet with the formation of painful cracks.^[20]




➤ **Palmer psoriasis**

Palms and soles affected by psoriasis tend to be partially or completely red, dry and thickened, often with deep painful cracks (fissures). The skin changes tend to have a sharp border and are often symmetrical, ie similar distribution on both palms and/or both soles.^[21]

11) Alasaka (Candidal intertrigo)

Due to continuous contact with contaminated mud, the interdigital spaces of the feet become moist and are associated with itching, burning sensation, and pain.^[22]




➤ **Candidal intertrigo**

Candidal intertrigo refers to superficial skin fold infection caused by the yeast, candida. The hot and damp environment of skin folds, which is conducive to the growth of candida species, particularly *Candida albicans*, Increased skin friction, Immunocompromise.^[23]



12) Mashaka(mole)

Aggravated *Vata* produces hard, painless, blackish, elevated eruptions on the body, resembling the *Masha* pulse in shape and size.^[24]




➤ **Mole**

A melanocytic naevus or mole, is a common benign skin lesion due to a local proliferation of pigment cells (melanocytes).^[25]



13) Kaksha (Herpes zoster)

Due to vitiation of *Pitta*, black-colored blisters appear on the arm, lateral chest wall, shoulder, and axilla, accompanied by pain.^[26]




➤ **Herpes zoster**

Herpes zoster is a localised, blistering and painful rash caused by reactivation of varicella-zoster virus (VZV). Herpes zoster is also called shingles. VZV is also called herpesvirus 3 and is a member of the Herpesvirales order of double-stranded DNA viruses.^[27]



14) Visphota (Bullous pemphigoid)

Due to vitiation of *Pitta* and *Rakta*, vesicular eruptions resembling burns caused by fire cauterly appear either locally or all over the body, associated with fever and intense pain.^[28]



➤ Bullous pemphigoid

Bullous pemphigoid is the most common autoimmune dermatosis presenting with crops of tense pruritic blisters, often in older adults. Mucosal involvement may occur and a number of clinical subtypes exist. Autoantibodies are directed to components of the basement membrane, particularly the BP antigens BP180 and BP230.^[29]



➤ Corns and calluses

Corns and calluses are common skin lesions in which there is a localised area of hard, thickened skin.

* A corn (clavus, heloma) is inflamed and painful.

* A 'soft corn' (heloma molle) is a corn where the surface skin is damp and peeling, for example between toes that are squashed together.

* A callus (tyloma) is painless.^[31]

DISCUSSION

Kshudra Roga, described in Ayurvedic classics as minor diseases, exhibit the following characteristics:


1. Absence of *Doshaja* classification: They lack *Sankhya Samprapti* and do not show variation in number based on Dosha predominance.
2. Mild etiology: The causative factors are of low intensity.
3. Mild symptomatology: Clinical features are predominantly local and of lesser magnitude.
4. Short treatment duration: They generally require short-term management.
5. Consistent textual reference: Almost all Ayurvedic texts across different time periods have described *Kshudra Roga*, though with varying degrees of elaboration.
6. Prognostic exception: Although considered minor, certain *Kshudra Roga* like *Agnirohini* and *Valmika* are incurable in nature.

Hetu

In *Kshudra Roga*, two types of etiological factors are observed: external (*Bahya Hetu*) and internal (*Abhyantara Hetu*). Most *Kshudra Roga* do not have specific internal causative factors described. However, certain diseases have clearly mentioned external Hetu; for example, *Atichankramana* is cited as the cause of *Padadari*, and *Abhighata* is mentioned as the cause of *Kunakha*.

15) Kadara (Corn/Calluses)

When the feet are repeatedly traumatized by gravel, thorns, etc., the vitiated Dosha, along with *Meda* and *Rakta*, produce *Kadara* in humans. These lesions possess a central core, are hard and nodular, depressed or elevated at the center, approximately the size of a plum seed, painful, and have a discharge.^[30]



Lakshan

Being minor in nature, *Kshudra Roga* present with very few and superficial Lakshana, primarily affecting the superficial tissues of the body, i.e., the skin.

Samprapti

In most *Kshudra Roga*, the *Dushya* involved are *Rasa* and *Rakta Dhatu*, while a few conditions also show *Mamsa* and *Meda Dushti*. Consequently, *Dosha-Dushya Samurchana* occurs at the level of *Rasa*, *Rakta* and *Mamsa*. As a result, the *Lakshana* manifested correspond to *Rasa Dushti*, *Rakta Dushti*, and *Mamsa Dushti*.

CONCLUSIONS

Kshudra Roga do not exhibit Dosha wise subtypes. While internal etiological factors are not elaborated, external causative factors are described specifically. Several conditions under *Kshudra Roga*, such as *Vyanga*, *Mashak* etc, adversely affect the aesthetic appearance of an individual and thus require a cosmetological approach for management. Poor personal hygiene is a primary cause of certain diseases like *Alasaka*, highlighting the importance of health awareness. *Rakta Dushti* is observed in most *Kshudra Rogas* like *Kaksha*, *Yuvana pidika*; etc hence, maintaining *Vishuddha Rakta* is essential for their prevention. Although many of these conditions do not cause significant pain or discomfort, one should avoid unnecessary medicinal experimentation and delay in treatment, especially when *Shastra Karma* is indicated. i.e. *Mashaka*.

REFERENCES

1. Acharya Yadavji Trikamji. Sushruta Samhita of Sushruta with Nibandhasangraha commentary Dalhanacharya and Nyayachandrika Panjika of Sri Gayadasacharya on Chikitsasthana, Varanasi: Chowkhamba Sanskrit Samsthan. Reprint, 2008, 0318.

2. Sushruta, Sushruta Samhita, Edited by K.R Srikant Murthy, English Commentary, Nidana Sthana, Kshudra roga Nidana Adhyaya, Chaukhamba Orientalia, Varanasi, 2017; 1, 544: 13/45-46.
3. Vd.Kirti Mandar Deo, Clinical Cosmetology in Ayurveda, Skin Pigmentation disorders, Ayurved Vyaspeeth Publication, Nashik, 2026; 172.
4. Sushruta, Sushruta Samhita, Edited by K.R Srikant Murthy, English Commentary, Nidana Sthana, Kshudra roga Nidana Adhyaya, Chaukhamba Orientalia, Varanasi, 2017; 1, 544: 13/47.
5. <https://dermnetnz.org/topics/macular-amyloidosis>.
6. Sushruta, Sushruta Samhita, Edited by K.R Srikant Murthy, English Commentary, Nidana Sthana, Kshudra roga Nidana Adhyaya, Chaukhamba Orientalia, Varanasi, 2017; 1, 544: 13/37.
7. Vd.Kirti Mandar Deo, Clinical Cosmetology in Ayurveda, Un-natural hair color, Ayurved Vyaspeeth Publication, Nashik, 2026; 79.
8. Sushruta, Sushruta Samhita, Edited by K.R Srikant Murthy, English Commentary, Nidana Sthana, Kshudra roga Nidana Adhyaya, Chaukhamba Orientalia, Varanasi, 2017; 1, 544: 13/33-34.
9. Vd.Kirti Mandar Deo, Clinical Cosmetology in Ayurveda, Hair thinning and Hair loss, Ayurved Vyaspeeth Publication, Nashik, 2026; 52.
10. Sushruta, Sushruta Samhita, Edited by K.R Srikant Murthy, English Commentary, Nidana Sthana, Kshudra roga Nidana Adhyaya, Chaukhamba Orientalia, Varanasi, 2017; 1, 544: 13/35.
11. Vd.Kirti Mandar Deo, Clinical Cosmetology in Ayurveda, Factors affecting hair growth, Ayurved Vyaspeeth Publication, Nashik, 2026; 38.
12. Sushruta, Sushruta Samhita, Edited by K.R Srikant Murthy, English Commentary, Nidana Sthana, Kshudra roga Nidana Adhyaya, Chaukhamba Orientalia, Varanasi, 2017; 1, 544: 13/36.
13. <https://dermnetnz.org/topics/seborrheic-dermatitis>
14. Sushruta, Sushruta Samhita, Edited by K.R Srikant Murthy, English Commentary, Nidana Sthana, Kshudra roga Nidana Adhyaya, Chaukhamba Orientalia, Varanasi, 2017; 1, 544: 13/39.
15. Vd.Kirti Mandar Deo, Clinical Cosmetology in Ayurveda, Acne-Tarunya Pitika, Ayurved Vyaspeeth Publication, Nashik, 2026; 154.
16. Sushruta, Sushruta Samhita, Edited by K.R Srikant Murthy, English Commentary, Nidana Sthana, Kshudra roga Nidana Adhyaya, Chaukhamba Orientalia, Varanasi, 2017; 1, 544: 13/22-23.
17. <https://dermnetnz.org/topics/fungal-nail-infections>
18. Sushruta, Sushruta Samhita, Edited by K.R Srikant Murthy, English Commentary, Nidana Sthana, Kshudra roga Nidana Adhyaya, Chaukhamba Orientalia, Varanasi, 2017; 1, 544: 13/21.
19. <https://dermnetnz.org/topics/paronychia>
20. Sushruta, Sushruta Samhita, Edited by K.R Srikant Murthy, English Commentary, Nidana Sthana, Kshudra roga Nidana Adhyaya, Chaukhamba Orientalia, Varanasi, 2017; 1, 544: 13/29.
21. <https://dermnetnz.org/topics/psoriasis-of-the-palms-and-soles>.
22. Sushruta, Sushruta Samhita, Edited by K.R Srikant Murthy, English Commentary, Nidana Sthana, Kshudra roga Nidana Adhyaya, Chaukhamba Orientalia, Varanasi, 2017; 1, 544: 13/32.
23. <https://dermnetnz.org/topics/candidiasis-of-skin-folds>.
24. Sushruta, Sushruta Samhita, Edited by K.R Srikant Murthy, English Commentary, Nidana Sthana, Kshudra roga Nidana Adhyaya, Chaukhamba Orientalia, Varanasi, 2017; 1, 544: 13/42.
25. <https://dermnetnz.org/topics/melanocytic-naevus>
26. Sushruta, Sushruta Samhita, Edited by K.R Srikant Murthy, English Commentary, Nidana Sthana, Kshudra roga Nidana Adhyaya, Chaukhamba Orientalia, Varanasi, 2017; 1, 544: 13/39.
27. <https://dermnetnz.org/topics/herpes-zoster>
28. Sushruta, Sushruta Samhita, Edited by K.R Srikant Murthy, English Commentary, Nidana Sthana, Kshudra roga Nidana Adhyaya, Chaukhamba Orientalia, Varanasi, 2017; 1, 544: 13/14-15.
29. <https://dermnetnz.org/topics/bullous-pemphigoid>
30. Sushruta, Sushruta Samhita, Edited by K.R Srikant Murthy, English Commentary, Nidana Sthana, Kshudra roga Nidana Adhyaya, Chaukhamba Orientalia, Varanasi, 2017; 1, 544: 13/28.
31. <https://dermnetnz.org/topics/corn-callus>