



# Oras Safira

Installation and maintenance guide

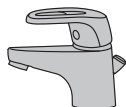


- GB** Thank you for selecting an Oras product. This installation and maintenance guide will introduce you to the installation, functions, and use of the faucet. Please read the guide carefully before installation, and keep it on hand for any potential future maintenance. If an operating malfunction or fault appears in your faucet, a plumbing professional is your best source of assistance. Information on cleaning the faucet, conditions of use, and warranty terms is available in the brochure that came with your product: "Important notes on Oras products".
- CZ** Děkujeme za výběr produktu Oras. Tento návod pro instalaci a údržbu Vás provede montáží, funkcí a použitím vodovodní baterie. Prosíme čtěte návod pozorně ještě před montáží samotné baterie a uschovejte pro případ možné další údržby. V případě výskytu jakýchkoli problémů s Vaší baterií je profesionální instalatér nejlepší možnou volbou pro asistenci při řešení těchto problémů. Informace jak čistit, používat vodovodní baterii a záruční podmínky jsou uvedeny v brožůře „Important notes on Oras products“, která Vám je dodána zároveň s výrobkem Oras.
- DE** Vielen Dank, dass Sie sich für ein Oras Produkt entschieden haben. Dieses Wartungs- und Installationshandbuch gibt Ihnen Informationen über die Installation, Funktion und Handhabung der Armatur. Bitte lesen Sie sich vor der Installation der Armatur diese Anleitung genau durch und verwahren Sie diese für evtl. zukünftige Wartungen auf. Bei einer Fehlfunktion der Armatur ist Ihr Fachhandwerker der beste Ansprechpartner. Informationen zur Reinigung, Handhabung sowie Garantie können Sie dem Prospekt „Important notes on Oras products“ (Wichtige Informationen über Oras Produkte) entnehmen, der Ihrer Armatur beiliegt.
- DK** Tak fordi du valgte et Oras produkt. Denne installations- og vedligeholdelses guide vil guide dig gennem installationen, funktionerne og brugen af armaturet. Læs venligst denne guide igennem inden installationen og gem den til senere brug. Hvis der mod forventning skulle opstå problemer med armaturet, er den bedste løsning at kontakte en autoriseret VVS installatør. Information om rengøring og brug af armaturet samt garantivilkår findes i brochuren der fulgte med dit armatur: "Important notes on Oras products".
- EE** Täname, et valisite Orase toote. Käesolev paigaldus- ja hooldusjuhend tutvustab Teile segisti paigaldamist, tööpõhimõtteid ning kasutamist. Palume Teil enne segisti paigaldamist käesoleva juhendiga hoolikalt tutvuda ning säilitada see võimalike tulevaste hoolduste tarbeks. Häirete korral segisti töös soovitate Teil pöörduda ala asjatundja poole. Info segisti puhastamise, kasutamise ja garantiitingimuste kohta leiate segistiga kaasasolevast brošüürist "Important notes on Oras products".
- ES** Gracias por seleccionar un producto de Oras. Esta guía de instalación y de mantenimiento le dará a conocer la instalación, las funciones y el uso de la grifería. Por favor, lea la guía cuidadosamente antes de la instalación, y téngala a mano para cualquier mantenimiento que tuviera que realizar en un futuro potencial. Si un mal funcionamiento o defecto de funcionamiento apareciera en su grifo, un profesional instalador es su mejor fuente de asistencia. Información sobre la limpieza del grifo, las condiciones de uso y condiciones de la garantía está disponible en el folleto que acompaña al producto: "Notas importantes sobre los productos Oras".
- FI** Kiitos, että valitsitte Oras tuotteen. Tämä asennus- ja huolto-ohje tutustuttaa teidät hanan asennukseen, toimintaan ja käyttöön. Lukekaa ohje huolellisesti ennen asennusta. Säästää ohje mahdollisia myöhentäviä huoltotoimenpiteitä varten. Mikäli hanassanne ilmenee jokin toimintahäiriö tai vika, LVI-asiantuntija pystyy antamaan parhaan mahdollisen avun. Hanan puhdistuksesta, käyttöolosuhteista ja takuehdoista voit lukea tuotteen mukana tulleesta "Important notes on Oras products" -vihkoesta.
- FR** Merci d'avoir choisi un produit Oras. Veuillez lire attentivement cette notice, afin de vous familiariser avec l'utilisation et les fonctions de l'appareil. Conservez ce document, afin, le cas échéant, de pouvoir à nouveau le consulter. En cas de problème, votre plombier est votre meilleur atout. Vous trouverez dans la brochure des informations pour le nettoyage du produit, les garanties, sous la rubrique « notice importante sur les produits Oras ».
- IT** Grazie per aver scelto un prodotto Oras. Il manuale di installazione e manutenzione vi introdurrà all'installazione, alle funzioni, ed all'uso del rubinetto. Si prega di leggere attentamente il manuale prima dell'installazione, e tenerlo a portata di mano per qualsiasi intervento di manutenzione futura. Se si manifesta un malfunzionamento di esercizio o difetto sul vostro rubinetto, un idraulico professionista è la migliore fonte di assistenza. Informazioni sulla pulizia del rubinetto, le condizioni d'uso e condizioni di garanzia sono disponibili nella brochure in dotazione con il prodotto: "Note importanti per i prodotti Oras".
- LT** Ačiū, kad pasirinkote "Oras" gaminį. Šis instaliavimo ir eksploataavimo vadovas supažindins jus su maišytuvo instaliavimu, funkcijomis ir naudojimo ypatybėmis. Prašome dėmesingai perskaityti šį vadovą prieš gaminio instaliavimą ir laikyti jį prieinamoje vietoje galimam aptarnavimui atvejui. Jeigu eksploatacijos metu atsirastų gaminio sutrikimų ar defektų geriausias jūsų patarėjas būtų profesionalus santechnikas. Informaciją apie gaminio valymą, naudojimo ir garantinio aptarnavimo sąlygas atrasite prie gaminio pridėtoje brošiūroje „Svarbūs „Oras“ gaminijų priežiūros nurodymai“.

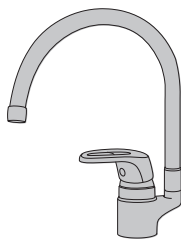
- LV** Paldies, ka izvēlējāties Oras produktus. Šis uzstādīšanas un apkopes ceļvedis iepazīstina ar jaucējkraņu uzstādīšanu, darbību un lietojamību. Lūdzu uzmanīgi izlasiet ceļvedi pirms darbu uzsākšanas un saglabājiet to kā ziņāns avotu apkopes darbu veikšanai nākotnē. Profesionāls santehniķis būtu labākais atbalsts gadījumos, ja jaucējkraņā rodas funkcionāli traucējumi. Jaucējkraņa tīrīšanas un lietošanas norādījumi, garantijas noteikumi ir pieejami jūsu produktam pievienotā brošūrā „Svarīgi norādījumi par Oras jaucējkraņu apkopi”.
- NL** Dank u wel voor het kiezen van een Oras product. Deze installatie- en onderhoudsgids zal u de weg wijzen voor installatie, functies en gebruik van de kraan. Gelieve de handleiding aandachtig te lezen alvorens installatie, en houdt het bij de hand voor toekomstig onderhoud. Wanneer er een gebruiksprobleem of fout in uw kraan merkbaar wordt, dan is een professionele loodgieter de aangewezen hulp. Informatie over hoe de kraan te poetsen, gebruiksvoorwaarden, en garantievoorwaarden is terug te vinden in de brochure die met uw kraan werd opgestuurd: “belangrijke nota’s over Oras producten”.
- NO** Tusen takk for at du valgte et produkt fra Oras. Denne installasjons- og monteringsveilederen forteller deg hvordan dette produktet installeres, fungerer og brukes. Vær vennlig å les veilederen før du installerer produktet. Ta vare på veiledningen til evt. senere bruk. Hvis du oppdager feil ved produktet, bør du tilkalle rørlegger. Informasjon om rengjøring av produktet, bruksområder og garanti er tilgjengelig i heftet som lå sammen med produktet: ”Viktige bemerkninger om Orasprodukter”
- PL** Dziękujemy za wybór produktów Oras. Przedstawiamy instrukcję instalacji i konserwacji, która zawiera wskazówki odnośnie instalacji, funkcjonalności oraz użytkowania baterii Oras. Prosimy przeczytać uważnie instrukcję przed instalacją i zachować ją dla potrzeb przyszłej konserwacji. W razie awarii podczas użytkowania lub pojawienia się wady baterii najlepszym źródłem pomocy jest profesjonalny serwis Oras. Informacje dotyczące czyszczenia baterii, sposobu użytkowania oraz warunków gwarancji są dostępne w załączonej do baterii broszurce ”Important notes on Oras products”.
- RO** Vă mulțumim pentru alegerea unui produs Oras. Acest ghid de instalare și întreținere vă prezintă modalitatea de instalare, funcțiile și modul de exploatare a bateriei. Parcurgeți cu atenție acest ghid înainte de instalare și păstrați-l la îndemână pentru efectuarea potențialelor operațiuni ulterioare de întreținere. În situația în care, pe parcursul exploatării bateriei, apare o disfuncționalitate sau o defectiune, cea mai bună sursă de asistență o reprezintă o reprezentant instalator profesionist. Informații referitoare la curățirea bateriei, condițiile de exploatare și termenii de garanție puteți consulta în broșura “Note importante referitoare la produsele Oras”, care v-a fost livrată împreună cu produsul pe care l-ați achiziționat.
- RU** Благодарим Вас за выбор продукции Oras. Из этой инструкции Вы узнаете о функциях смесителя и о порядке его установки и эксплуатации. Пожалуйста, внимательно прочитайте эту инструкцию перед установкой смесителя, и держите её под рукой на случай возникновения вопросов или необходимости обслуживания смесителя. В случае нарушения работы смесителя рекомендуем Вам обращаться к квалифицированным специалистам. Информация об уходе за смесителем, рекомендациях по его эксплуатации и условиях гарантии изложена в прилагаемой брошюре «Important notes on Oras products».
- SE** Tack för att du valt en produkt från Oras. Den här installations- och skötselanvisningen kommer att guida dig igenom blandarens installation, funktion och användande. Läs igenom anvisningen noggrant innan installation av blandaren och spara den för eventuella framtida servicebehov. Om ett funktionsfel uppstår bör du vända dig till en professionell hantverkare för hjälp. Allmänna råd angående installation samt information om blandarens användning, rengöring och dess garantivillkor finner du i foldern ”important notes on Oras products” som följer med din produkt, där finner du även kontaktuppgifter till respektive lands säljorganisation. Kontaktuppgifter finner du även på vår webbsida [www.oras.com](http://www.oras.com)
- SK** Ďakujeme za výber produktu Oras. Tento návod pre inštaláciu a údržbu Vás prevedie montážou, funkciou a použitím vodovodnej batérie. Prosíme čítajte návod pozorne ešte pred montážou samotnej batérie a uschovajte pre prípad novej ďalšej údržby. V prípade výskytu akýchkoľvek problémov s Vašou batériou je profesionálny inštalatér najlepšou možnou voľbou pre asistenciu pri riešení týchto problémov. Informácie ako čistiť, používať vodovodnú batériu a záručné podmienky sú uvedené v brožúre „Important notes on Oras products”, ktorá Vám je dodaná zároveň s výrobkom Oras.
- UA** Дякуємо Вам за вибір продукції Oras. З цієї інструкції Ви дізнаєтесь про функції змішувача та порядок його встановлення й експлуатації. Будь ласка, уважно прочитайте цю інструкцію перед встановленням змішувача, і тримайте її під рукою на випадок виникнення питань чи необхідності обслуговування змішувача. У випадку порушення роботи змішувача рекомендуємо Вам звертатися до кваліфікованих спеціалістів. Інформація про догляд за змішувачем, рекомендації щодо його експлуатації та умови гарантії викладена в брошурі «Important notes on Oras products» (Важливі примітки про продукцію від Oras), яка додається.

# Contents

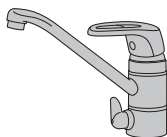
<b>CZ</b> Obsah	<b>ES</b> Contenidos	<b>LT</b> Turinys	<b>PL</b> Spis treści
<b>DE</b> Inhaltsübersicht	<b>FI</b> Sisällysluettelo	<b>LV</b> Saturs	<b>RO</b> Cuprins
<b>DK</b> Indholdsfortegnelse	<b>FR</b> Sommaire	<b>NL</b> Inhoud	<b>RU</b> Содержание
<b>EE</b> Sisukord	<b>IT</b> Indice	<b>NO</b> Innhold	<b>SE</b> Innehållsförteckning
			<b>SK</b> Obsah



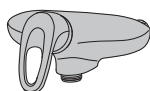
Technical data .....	6-11, 24
Installation .....	27
Maintenance .....	32, 35
Spare parts .....	36



Technical data .....	12-13
Installation .....	28-30
Maintenance .....	32-35
Spare parts .....	37



Technical data .....	13-15
Installation .....	28-29
Maintenance .....	32-33, 35
Spare parts .....	37-38



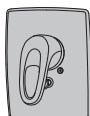
Technical data .....	16-22
Installation .....	31
Maintenance .....	32, 35
Spare parts .....	38-39



Technical data .....	22-24
Installation .....	27-29, 31
Maintenance .....	32-35
Spare parts .....	39-40



Technical data .....	25-26
Installation .....	27-29
Maintenance .....	32-33, 35
Spare parts .....	36, 38



Technical data .....	41
Installation .....	42-44
Maintenance .....	35
Spare parts .....	45

## 1004

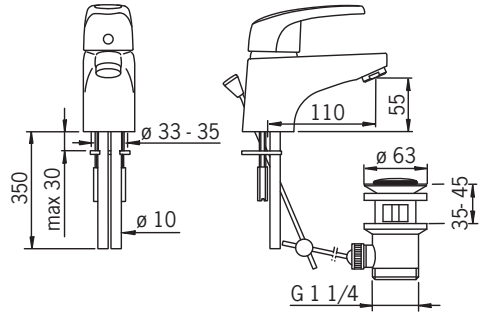
EN 817  
I (ISO 3822)  
50 - 1000 kPa  
0.2 l/s (300 kPa)  
75 kPa (0.1 l/s)  
max. +80°C



STF VTT-00104-09  
VA 1.42/19644

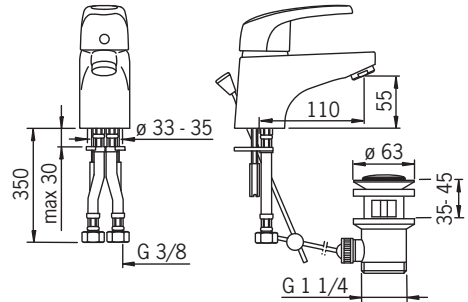


Sintef Nr. 0535



## 1004F

EN 817  
I (ISO 3822) Oras lab.  
50 - 1000 kPa  
0.19 l/s (300 kPa)  
85 kPa (0.1 l/s)  
max. +80°C



## 1008

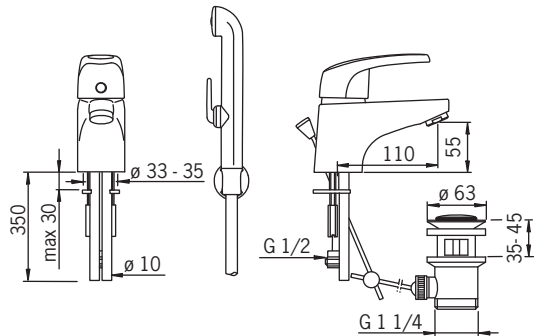
EN 817  
I (ISO 3822)  
50 - 1000 kPa  
0.15 l/s (300 kPa)  
130 kPa (0.1 l/s)  
max. +80°C



STF VTT-00104-09  
VA 1.42/19644

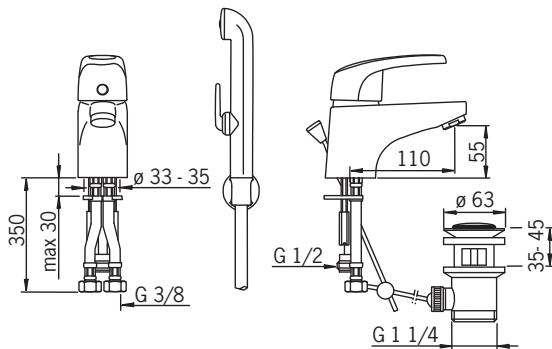


Sintef Nr. 0535



## 1008F

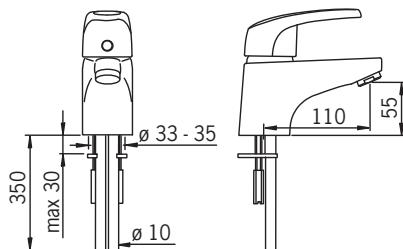
EN 817  
 I (ISO 3822) Oras lab.  
 50 - 1000 kPa  
 0.14 l/s (300 kPa)  
 150 kPa (0.1 l/s)  
 max. +80°C



GODKENDT  
 TIL DRILLEKVVAND

## 1010

EN 817  
 I (ISO 3822)  
 50 - 1000 kPa  
 0.2 l/s (300 kPa)  
 75 kPa (0.1 l/s)  
 max. +80°C



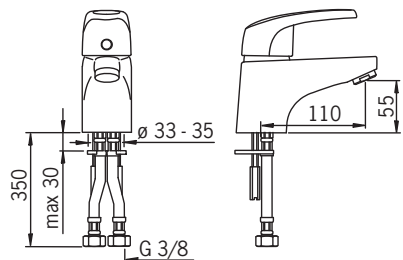
GODKENDT  
 TIL DRILLEKVVAND

STF VTT-00104-09  
 VA VA 1.42/19644

Sintef Nr. 0535

## 1010F

EN 817  
 I (ISO 3822) Oras lab.  
 50 - 1000 kPa  
 0.19 l/s (300 kPa)  
 85 kPa (0.1 l/s)  
 max. +80°C



GODKENDT  
 TIL DRILLEKVVAND

## 1012

EN 817  
I (ISO 3822)  
50 - 1000 kPa  
0.15 l/s (300 kPa)  
130 kPa (0.1 l/s)  
max. +80°C



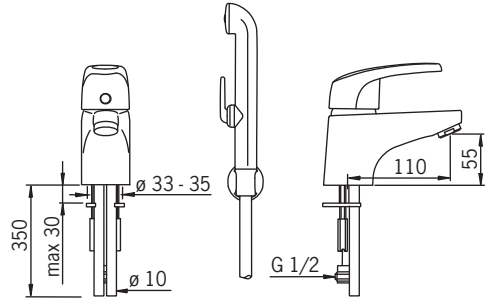
STF VTT-00104-09

VA 1.42/19644



GODKENDT  
TIL DRILLEKVVAND

Sintef Nr. 0535

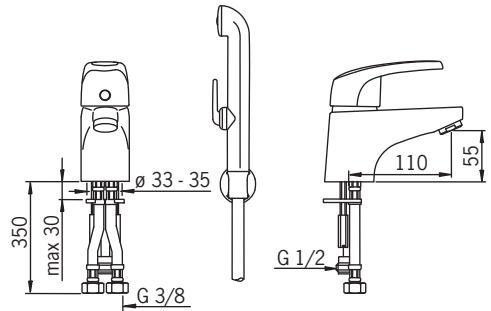


## 1012F

EN 817  
I (ISO 3822) Oras lab.  
50 - 1000 kPa  
0.14 l/s (300 kPa)  
140 kPa (0.1 l/s)  
max. +80°C



GODKENDT  
TIL DRILLEKVVAND



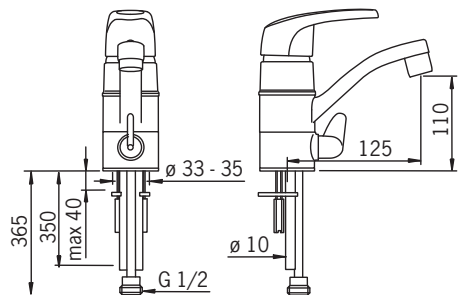
## 1013

EN 817  
I (ISO 3822)  
50 - 1000 kPa  
0.2 l/s (300 kPa)  
75 kPa (0.1 l/s)  
max. +80°C



STF VTT-00104-09

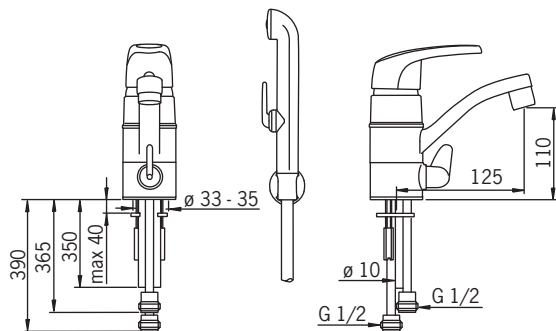
Sintef Nr. 0535





## 1014

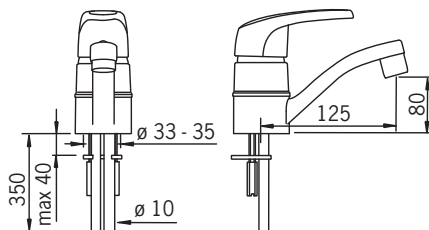
EN 817  
I (ISO 3822)  
50 - 1000 kPa  
0.15 l/s (300 kPa)  
130 kPa (0.1 l/s)  
max. +80°C



STF VTT-00104-09  
Sintef Nr. 0535

## 1015

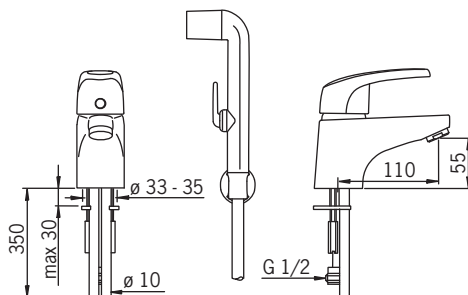
EN 817  
I (ISO 3822)  
50 - 1000 kPa  
0.2 l/s (300 kPa)  
75 kPa (0.1 l/s)  
max. +80°C



STF VTT-00104-09  
Sintef Nr. 0535

## 1017

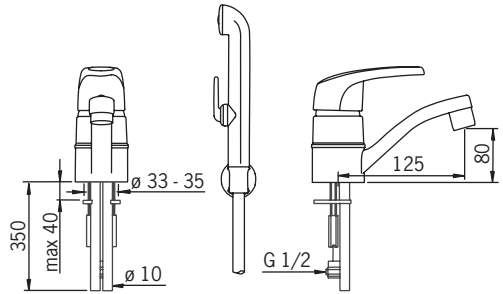
EN 817  
I (ISO 3822)  
50 - 1000 kPa  
0.15 l/s (300 kPa)  
130 kPa (0.1 l/s)  
max. +80°C



STF VTT-00104-09  
Sintef Nr. 0535

## 1021

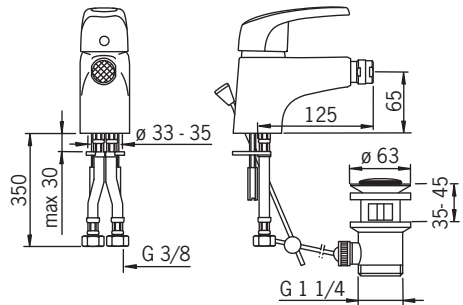
EN 817  
I (ISO 3822)  
50 - 1000 kPa  
0.15 l/s (300 kPa)  
130 kPa (0.1 l/s)  
max. +80°C



STF VTT-00104-09  
Sintef Nr. 0535

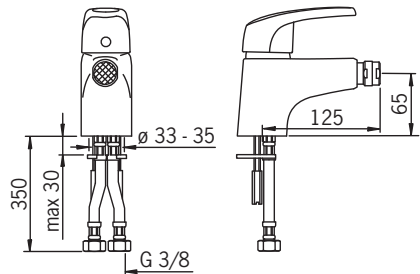
## 1018F

EN 817  
I (ISO 3822) Oras lab.  
50 - 1000 kPa  
0.19 l/s (300 kPa)  
85 kPa (0.1 l/s)  
max. +80°C



## 1019F

EN 817  
I (ISO 3822) Oras lab.  
50 - 1000 kPa  
0.19 l/s (300 kPa)  
85 kPa (0.1 l/s)  
max. +80°C

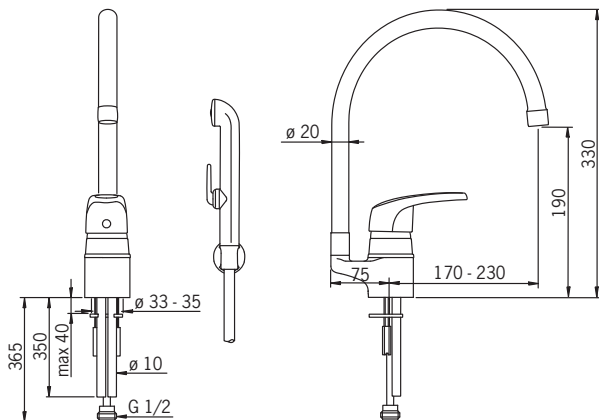


## 1033

EN 817  
I (ISO 3822)  
50 - 1000 kPa  
0.16 l/s (300 kPa)  
110 kPa (0.1 l/s)  
max. +80°C



STF VTT-00104-09  
Sintef Nr. 0535

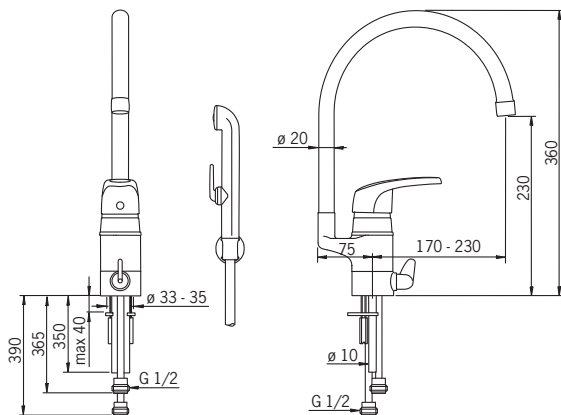


## 1034

EN 817  
I (ISO 3822)  
50 - 1000 kPa  
0.16 l/s (300 kPa)  
115 kPa (0.1 l/s)  
max. +80°C



STF VTT-00104-09  
Sintef Nr. 0535

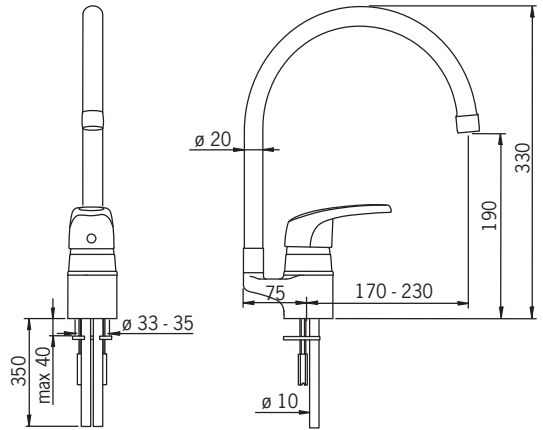


## 1038

EN 817  
I (ISO 3822)  
50 - 1000 kPa  
0.27 l/s (300 kPa)  
160 kPa (0.2 l/s)  
max. +80°C



STF VTT-00104-09  
VA VA 1.42/18334



## 1038F

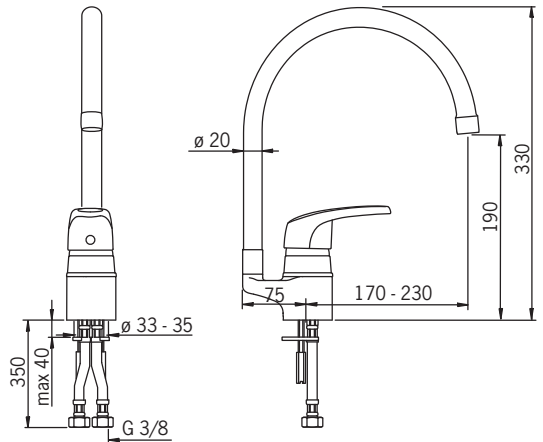
EN 817  
I (ISO 3822)  
50 - 1000 kPa  
0.24 l/s (300 kPa)  
210 kPa (0.2 l/s)  
max. +80°C



VA VA 1.42/18334



Sintef Nr. 0227

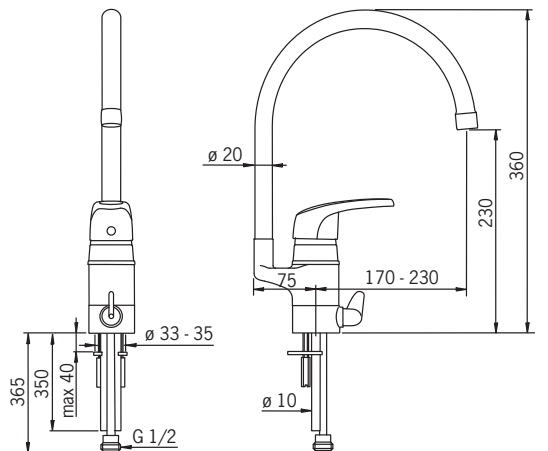


## 1039

EN 817  
I (ISO 3822)  
50 - 1000 kPa  
0.27 l/s (300 kPa)  
160 kPa (0.2 l/s)  
max. +80°C



STF VTT-00104-09  
VA VA 1.42/18334



## 1039F

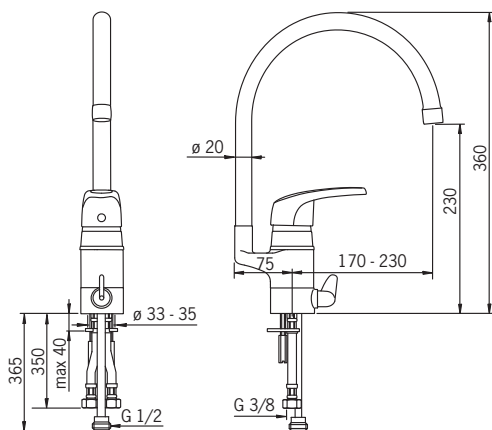
EN 817  
I (ISO 3822)  
50 - 1000 kPa  
0.24 l/s (300 kPa)  
210 kPa (0.2 l/s)  
max. +80°C



VA VA 1.42/18334

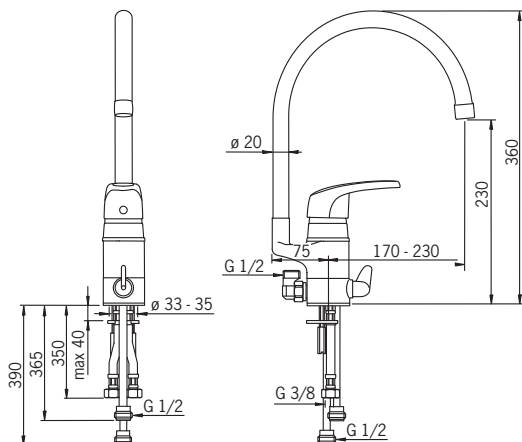


Sintef Nr. 0228



## 1057F

EN 817  
I (ISO 3822) Oras lab.  
50 - 1000 kPa  
0.24 l/s (300 kPa)  
210 kPa (0.2 l/s)  
max. +80°C



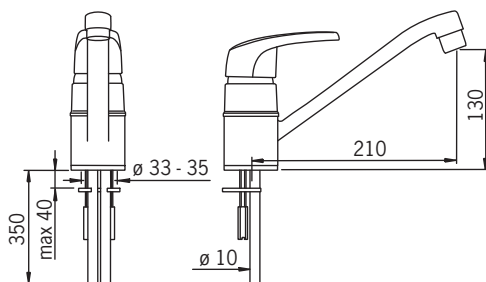
## 1030

EN 817  
I (ISO 3822)  
50 - 1000 kPa  
0.27 l/s (300 kPa)  
160 kPa (0.2 l/s)  
max. +80°C



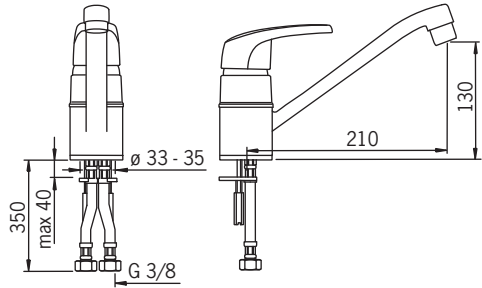
STF VTT-00104-09

VA VA 1.42/18805



## 1030F

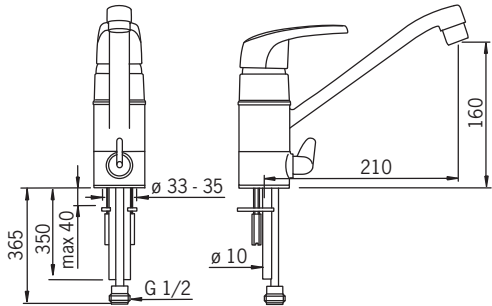
EN 817  
I (ISO 3822) Oras lab.  
50 - 1000 kPa  
0.24 l/s (300 kPa)  
210 kPa (0.2 l/s)  
max. +80°C



Sintef Nr. 0227

## 1035

EN 817  
I (ISO 3822)  
50 - 1000 kPa  
0.27 l/s (300 kPa)  
160 kPa (0.2 l/s)  
max. +80°C

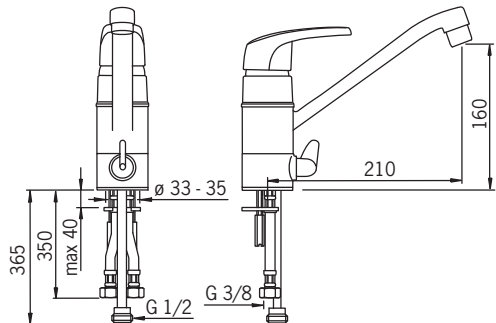


STF VTT-00104-09  
VA 1.42/18805



## 1035F

EN 817  
I (ISO 3822) Oras lab.  
50 - 1000 kPa  
0.24 l/s (300 kPa)  
210 kPa (0.2 l/s)  
max. +80°C



Sintef Nr. 0228



## 1032F

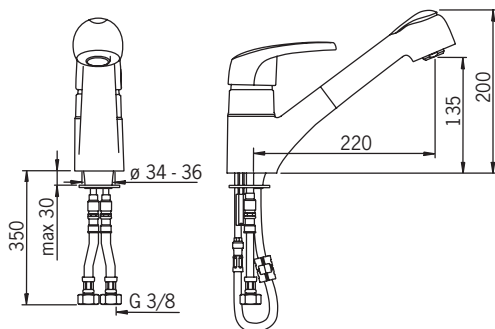
EN 817  
I (ISO 3822) Oras lab.  
50 - 1000 kPa  
0.16 l/s (300 kPa)  
115 kPa (0.1 l/s)  
max. +80°C



VA VA 1.42/18534



Sintef Nr. 0229



## 1022

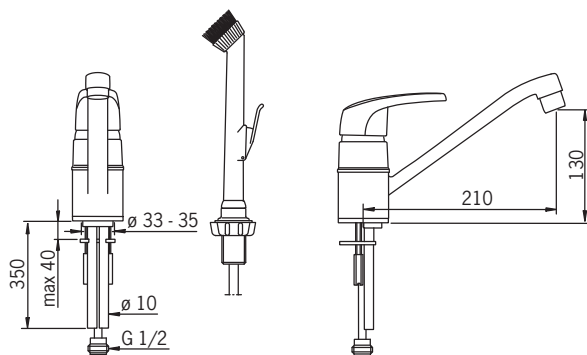
EN 817  
I (ISO 3822)  
50 - 1000 kPa  
0.17 l/s (300 kPa)  
100 kPa (0.1 l/s)  
max. +80°C



VA VA 1.42/18179



Sintef Nr. 0227



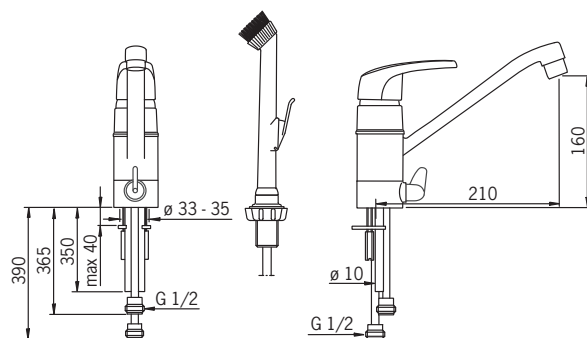
## 1027

EN 817  
I (ISO 3822)  
50 - 1000 kPa  
0.17 l/s (300 kPa)  
100 kPa (0.1 l/s)  
max. +80°C



STF VTT-00104-09

Sintef Nr. 0228

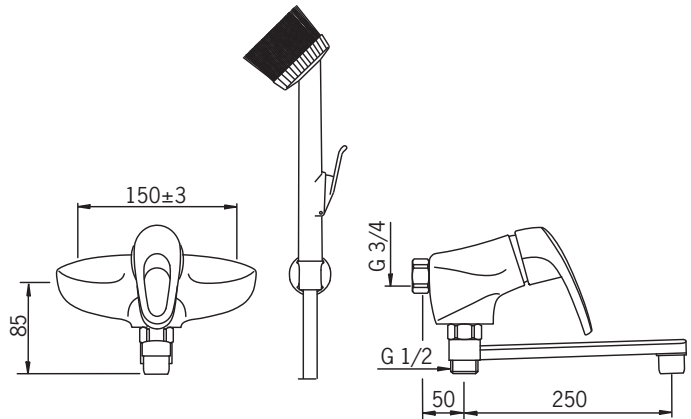


## 1077

EN 817  
I (ISO 3822)  
50 - 1000 kPa  
0.17 l/s (300 kPa)  
100 kPa (0.1 l/s)  
max. +80°C



STF VTT-00105-09

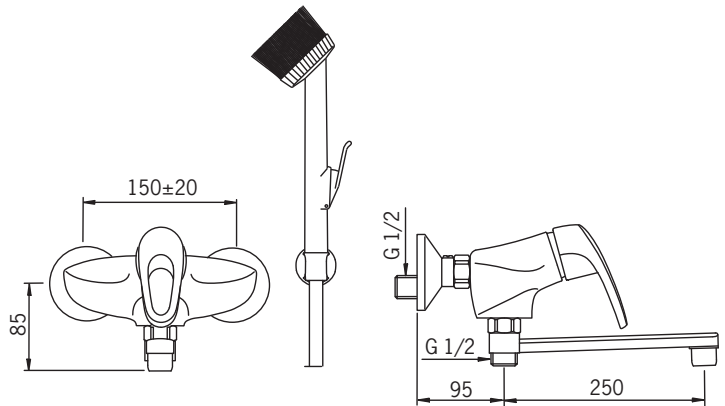


## 1077X

EN 817  
I (ISO 3822)  
50 - 1000 kPa  
0.17 l/s (300 kPa)  
100 kPa (0.1 l/s)  
max. +80°C



STF VTT-00105-09

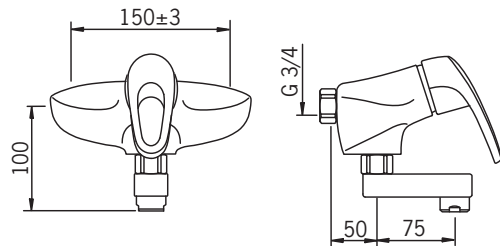


## 1016

EN 817  
I (ISO 3822) (0.2 l/s)  
50 - 1000 kPa  
0.31 l/s (300 kPa)  
0.2 l/s (300 kPa, with flow reducers)  
120 kPa (0.2 l/s)  
300 kPa (0.2 l/s, with flow reducers)  
max. +80°C



STF VTT-00105-09





## 1075

EN 817

I (ISO 3822) (0.2 l/s) Oras lab.

50 - 1000 kPa

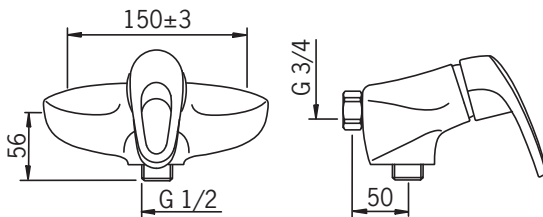
0.26 l/s (300 kPa)

0.2 l/s (300 kPa, with flow reducers)

180 kPa (0.2 l/s)

300 kPa (0.2 l/s, with flow reducers)

max. +80°C



## 1075X

EN 817

I (ISO 3822) (0.2 l/s) Oras lab.

50 - 1000 kPa

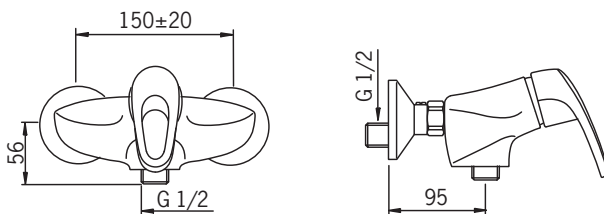
0.26 l/s (300 kPa)

0.2 l/s (300 kPa, with flow reducers)

180 kPa (0.2 l/s)

300 kPa (0.2 l/s, with flow reducers)

max. +80°C



## 1072

EN 817

I (ISO 3822) (0.2 l/s)

II (ISO 3822) (0.3 l/s)

50 - 1000 kPa

0.33 l/s (300 kPa)

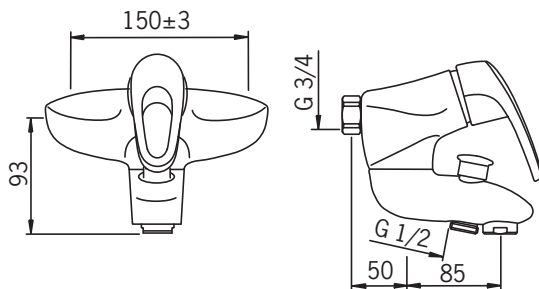
0.2 l/s (300 kPa, with flow reducers)

160 kPa (0.2 l/s)

260 kPa (0.3 l/s)

300 kPa (0.2 l/s, with flow reducers)

max. +80°C



STF VTT-00105-09

## 1072X

EN 817

I (ISO 3822) (0.2 l/s)

II (ISO 3822) (0.3 l/s)

50 - 1000 kPa

0.33 l/s (300 kPa)

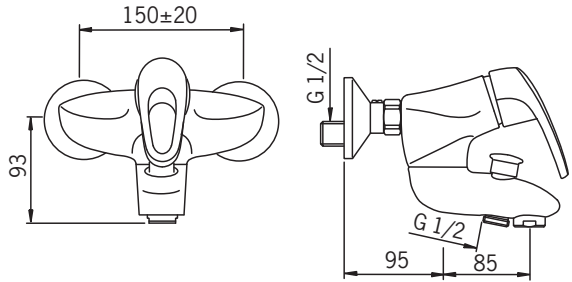
0.2 l/s (300 kPa, with flow reducers)

160 kPa (0.2 l/s)

260 kPa (0.3 l/s)

300 kPa (0.2 l/s, with flow reducers)

max. +80°C



STF VTT-00105-09

## 1073

EN 817

I (ISO 3822) (0.2 l/s)

50 - 1000 kPa

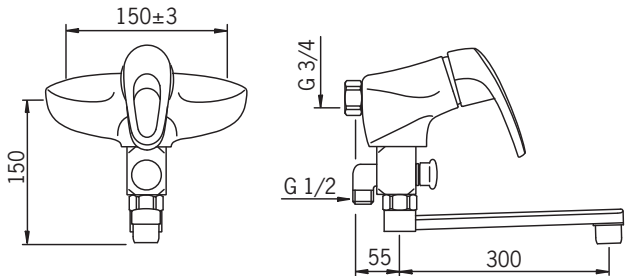
0.25 l/s (300 kPa)

0.2 l/s (300 kPa, with flow reducers)

190 kPa (0.2 l/s)

300 kPa (0.2 l/s, with flow reducers)

max. +80°C



STF VTT-00105-09

## 1073X

EN 817

I (ISO 3822) (0.2 l/s)

50 - 1000 kPa

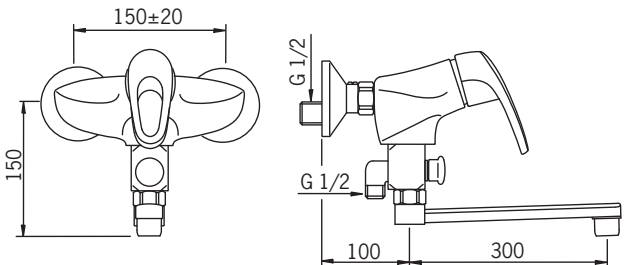
0.25 l/s (300 kPa)

0.2 l/s (300 kPa, with flow reducers)

190 kPa (0.2 l/s)

300 kPa (0.2 l/s, with flow reducers)

max. +80°C



STF VTT-00105-09

## 1074

EN 817

I (ISO 3822) (0.2 l/s)

50 - 1000 kPa

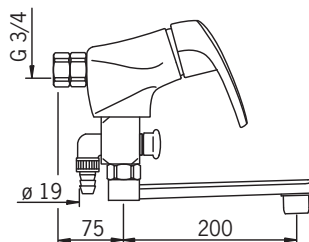
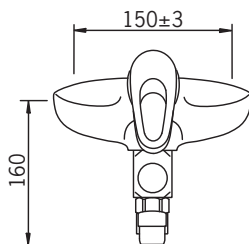
0.25 l/s (300 kPa)

0.2 l/s (300 kPa, with flow reducers)

200 kPa (0.2 l/s)

300 kPa (0.2 l/s, with flow reducers)

max. +80°C



STF VTT-00105-09

## 1074X

EN 817

I (ISO 3822) (0.2 l/s)

50 - 1000 kPa

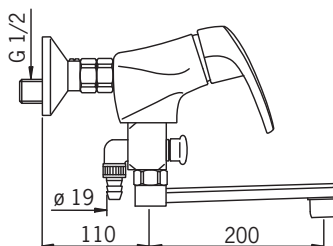
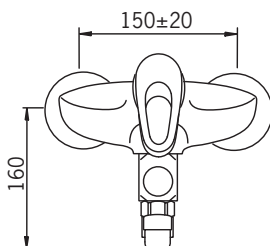
0.25 l/s (300 kPa)

0.2 l/s (300 kPa, with flow reducers)

190 kPa (0.2 l/s)

300 kPa (0.2 l/s, with flow reducers)

max. +80°C



STF VTT-00105-09

## 1036

EN 817

I (ISO 3822) (0.2 l/s) Oras lab.

50 - 1000 kPa

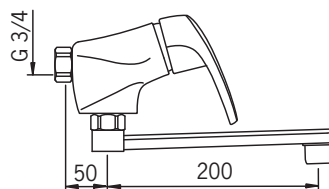
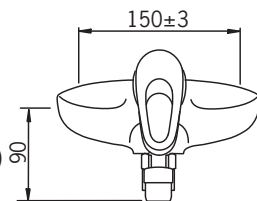
0.27 l/s (300 kPa)

0.2 l/s (300 kPa, with flow reducers)

160 kPa (0.2 l/s)

300 kPa (0.2 l/s, with flow reducers)

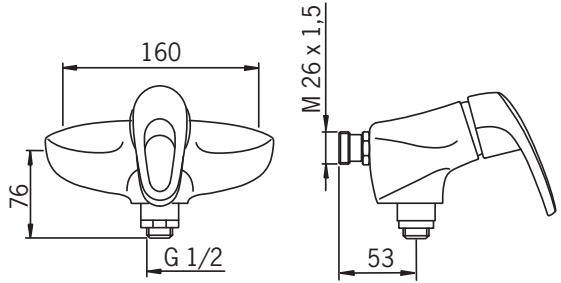
max. +80°C



STF VTT-00105-09

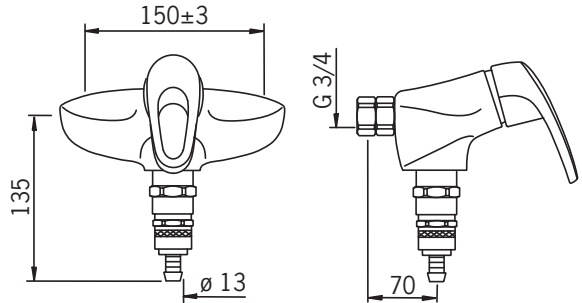
## 1085

EN 817  
 II (ISO 3822) Oras lab.  
 50 - 1000 kPa  
 0.26 l/s (300 kPa)  
 175 kPa (0.2 l/s)  
 max. +80°C



## 1056

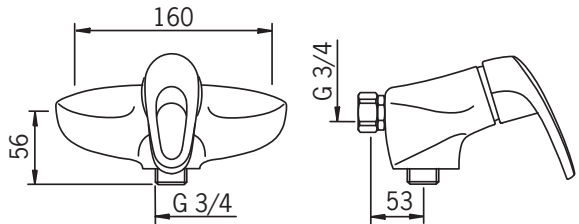
EN 817  
 I (ISO 3822) (0.2 l/s)  
 50 - 1000 kPa  
 0.29 l/s (300 kPa)  
 0.2 l/s (300 kPa, with flow reducers)  
 140 kPa (0.2 l/s)  
 300 kPa (0.2 l/s, with flow reducers)  
 max. +80°C



STF VTT-00105-09

## 1054

EN 817  
 I (ISO 3822)  
 50 - 1000 kPa  
 0.26 l/s (300 kPa)  
 0.2 l/s (300 kPa, with flow reducers)  
 180 kPa (0.2 l/s)  
 300 kPa (0.2 l/s, with flow reducers)  
 max. +80°C

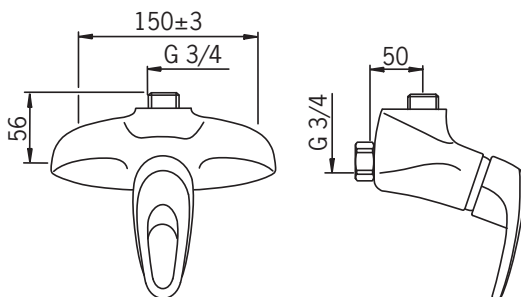


STF VTT-00105-09



## 1055

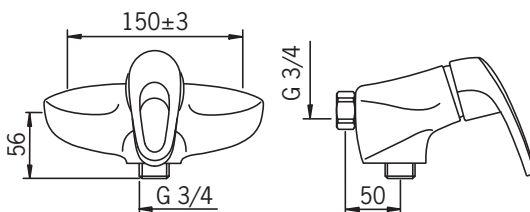
EN 817  
I (ISO 3822)  
50 - 1000 kPa  
0.26 l/s (300 kPa)  
0.2 l/s (300 kPa, with flow reducers)  
180 kPa (0.2 l/s)  
300 kPa (0.2 l/s, with flow reducers)  
max. +80°C



STF VTT-00105-09

## 1070

EN 817  
I (ISO 3822)  
50 - 1000 kPa  
0.26 l/s (300 kPa)  
0.2 l/s (300 kPa, with flow reducers)  
180 kPa (0.2 l/s)  
300 kPa (0.2 l/s, with flow reducers)  
max. +80°C



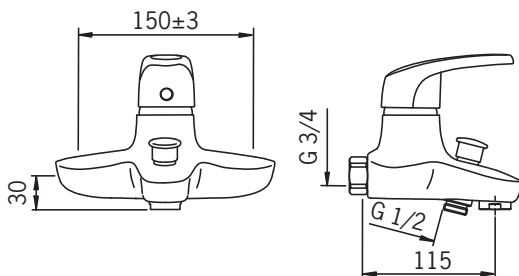
STF VTT-00105-09

VA 1.42/18355  
 VA 1.42/18356  
 VA 1.42/18357



## 1040

EN 817  
II (ISO 3822) Oras lab.  
50 - 1000 kPa  
0.32 l/s (300 kPa)  
260 kPa (0.3 l/s)  
max. +80°C



Sintef Nr. 0126

## 1040U

EN 817

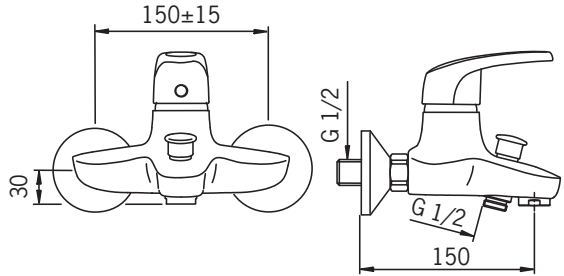
II (ISO 3822) Oras lab.

50 - 1000 kPa

0.32 l/s (300 kPa)

260 kPa (0.3 l/s)

max. +80°C



## 1041U

EN 817

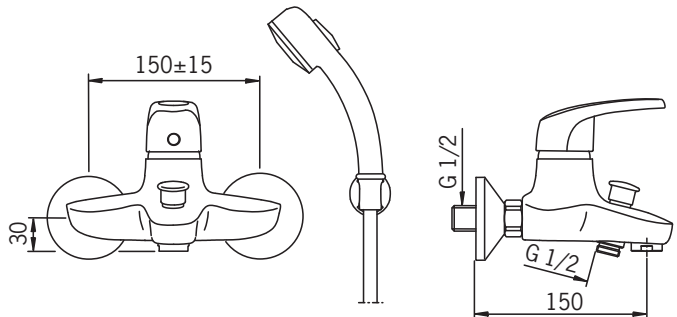
II (ISO 3822) Oras lab.

50 - 1000 kPa

0.32 l/s (300 kPa)

260 kPa (0.3 l/s)

max. +80°C



## 1091F

EN 817

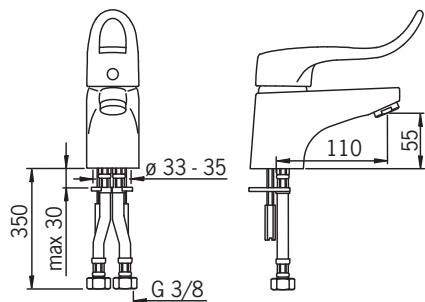
I (ISO 3822)

50 - 1000 kPa

0.2 l/s (300 kPa)

80 kPa (0.1 l/s)

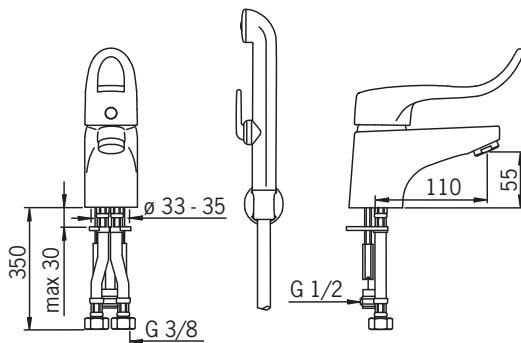
max. +80°C



STF VTT-00105-09

## 1096F

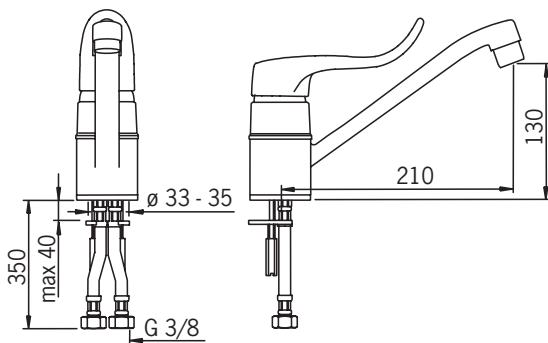
EN 817  
I (ISO 3822)  
50 - 1000 kPa  
0.14 l/s (300 kPa)  
155 kPa (0.1 l/s)  
max. +80°C



STF VTT-00105-09

## 1093F

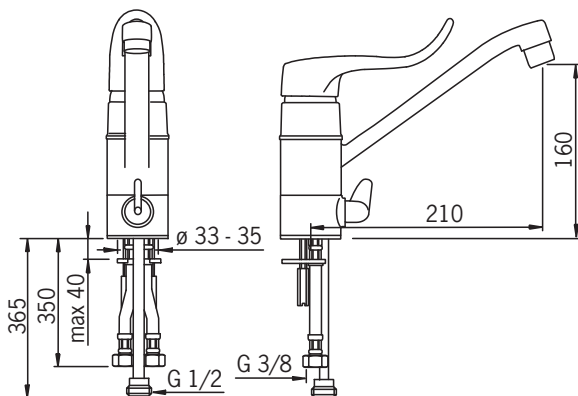
EN 817  
I (ISO 3822)  
50 - 1000 kPa  
0.24 l/s (300 kPa)  
210 kPa (0.2 l/s)  
max. +80°C



STF VTT-00105-09  
Sintef Nr. 0227

## 1099F

EN 817  
I (ISO 3822)  
50 - 1000 kPa  
0.24 l/s (300 kPa)  
210 kPa (0.2 l/s)  
max. +80°C



STF VTT-00105-09

## 1094

EN 817

I (ISO 3822) Oras lab.

50 - 1000 kPa

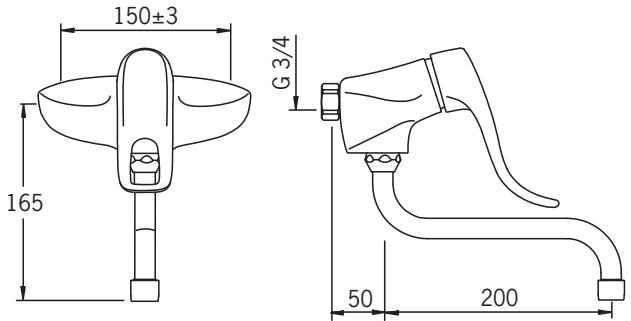
0.21 l/s (300 kPa)

0.2 l/s (300 kPa, with flow reducers)

280 kPa (0.2 l/s)

300 kPa (0.2 l/s, with flow reducers)

max. +80°C



STF VTT-00105-09

## 1095

EN 817

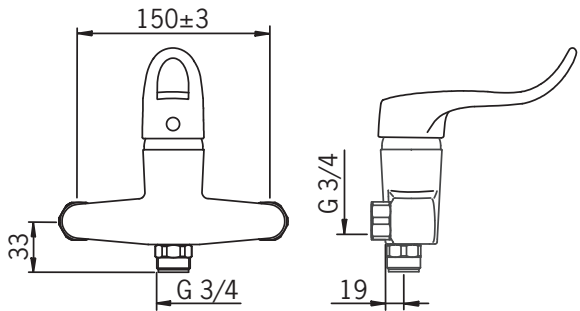
II (ISO 3822) Oras lab.

50 - 1000 kPa

0.26 l/s (300 kPa)

175 kPa (0.2 l/s)

max. +80°C



## 1037

EN 817

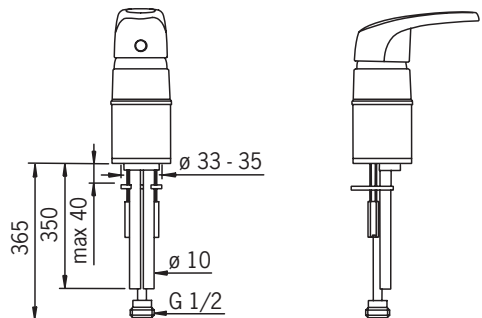
I (ISO 3822) Oras lab.

50 - 1000 kPa

0.2 l/s (300 kPa)

75 kPa (0.1 l/s)

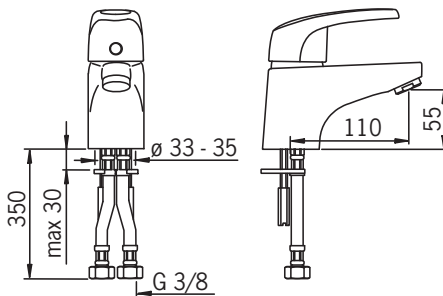
max. +80°C





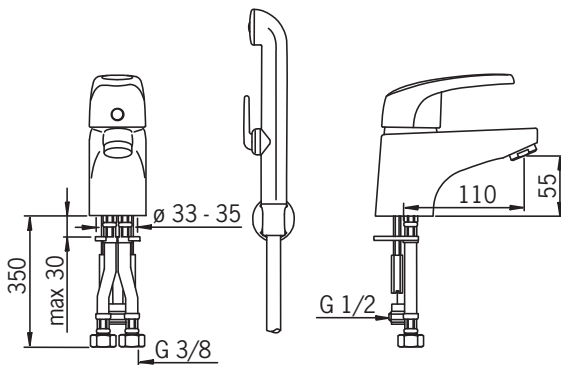
## 1010F-105

EN 817  
 I (ISO 3822)  
 50 - 1000 kPa  
 0.083 l/s (300 kPa) (with flow controller)  
 max. +80°C



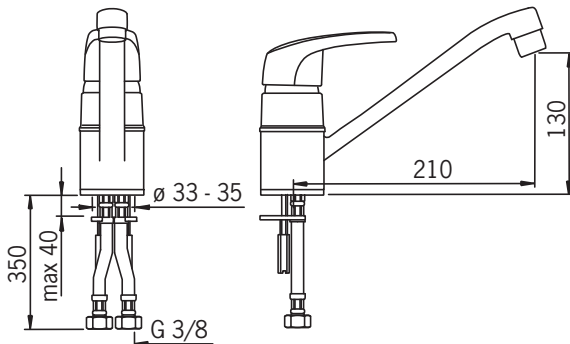
## 1012F-105

EN 817  
 I (ISO 3822) Oras lab.  
 50 - 1000 kPa  
 0.083 l/s (300 kPa) (with flow controller)  
 max. +80°C



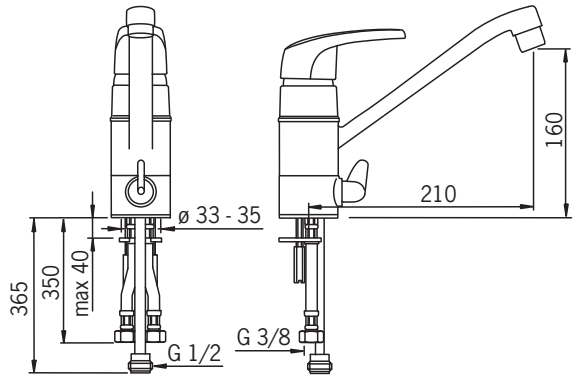
## 1030F-105

EN 817  
 I (ISO 3822) Oras lab.  
 50 - 1000 kPa  
 0.083 l/s (300 kPa) (with flow controller)  
 max. +80°C



# 1035F-105

EN 817  
I (ISO 3822) Oras lab.  
50 - 1000 kPa  
0.083 l/s (300 kPa) (with flow controller)  
max. +80°C



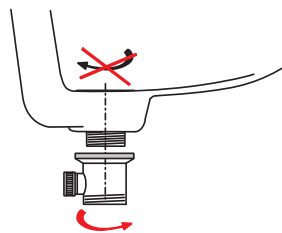
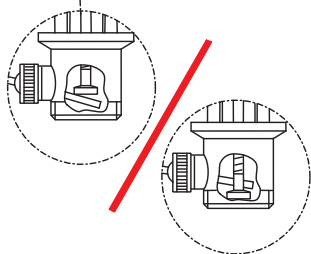
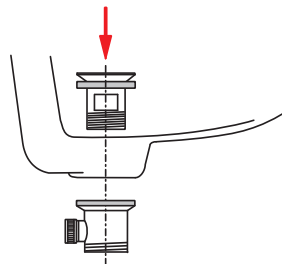
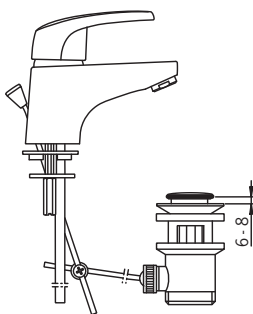
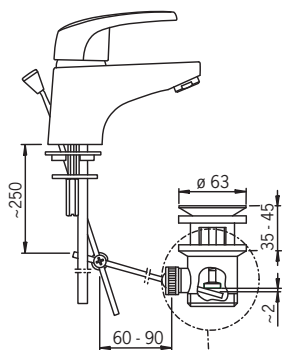
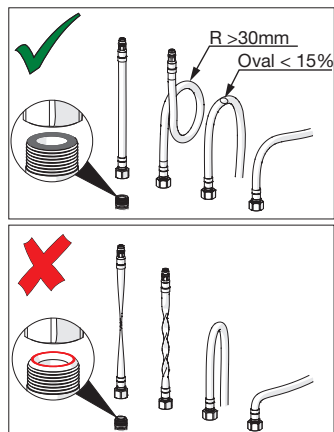
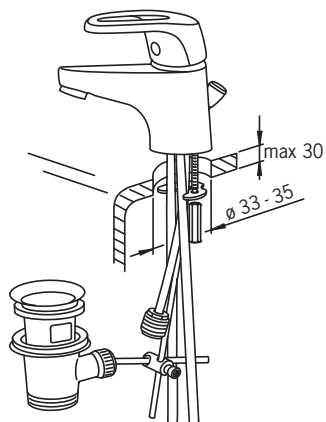
# Installation

**CZ** Montáž  
**DE** Montage  
**DK** Installation  
**EE** Paigaldus  
**ES** Montaje

**FI** Asennus  
**FR** Installation  
**IT** Montaggio  
**LT** Montavimas

**LV** Montāža  
**NL** Installatie  
**NO** Montering  
**PL** Instalacja

**RO** Instalare  
**RU** Установка  
**SE** Installation  
**SK** Inštalácia



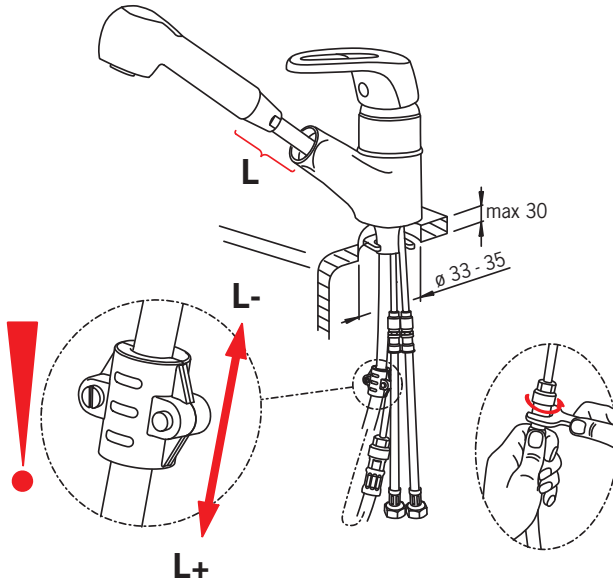
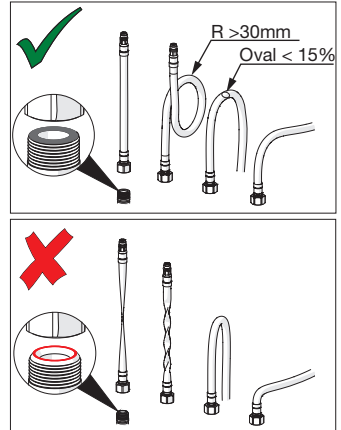
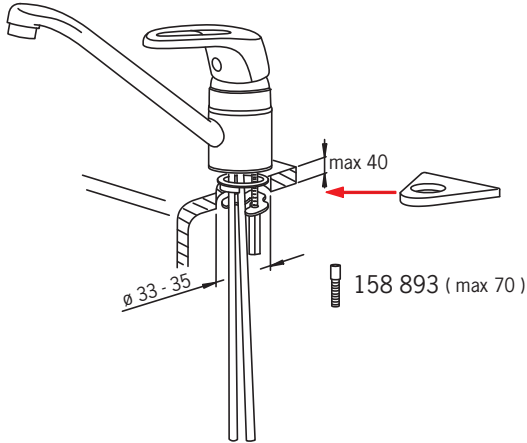
# Installation

**CZ** Montáž  
**DE** Montage  
**DK** Installation  
**EE** Paigaldus  
**ES** Montaje

**FI** Asennus  
**FR** Installation  
**IT** Montaggio  
**LT** Montavimas

**LV** Montāža  
**NL** Installatie  
**NO** Montering  
**PL** Instalacja

**RO** Instalare  
**RU** Установка  
**SE** Installation  
**SK** Inštalácia



# Installation

**CZ** Montáž

**DE** Montage

**DK** Installation

**EE** Paigaldus

**ES** Montaje

**FI** Asennus

**FR** Installation

**IT** Montaggio

**LT** Montavimas

**LV** Montāža

**NL** Installatie

**NO** Montering

**PL** Instalacja

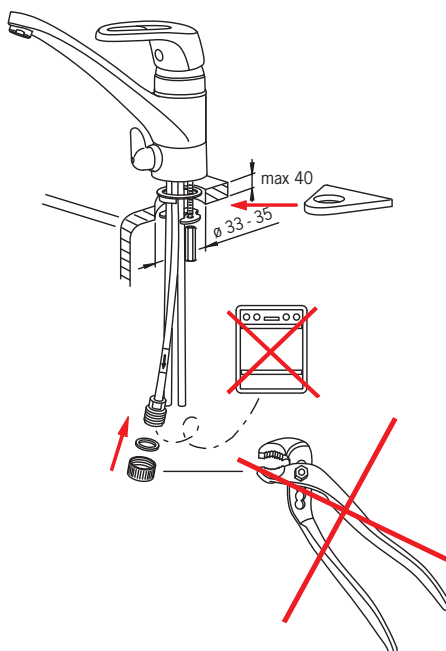
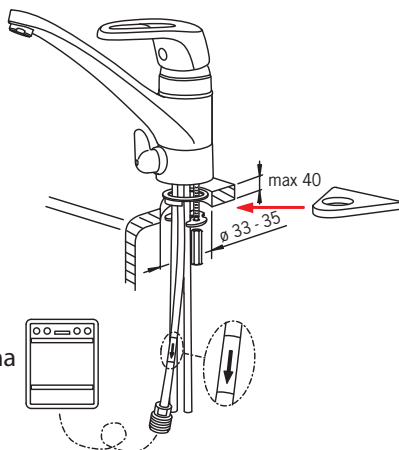
**RO** Instalare

**RU** Установка

**SE** Installation

**SK** Inštalácia

cold/hot  
kalt/warm  
froid/chaud  
kalt/varmt  
kylmä/kuuma  
rece/cald  
хол./гор.



# Installation

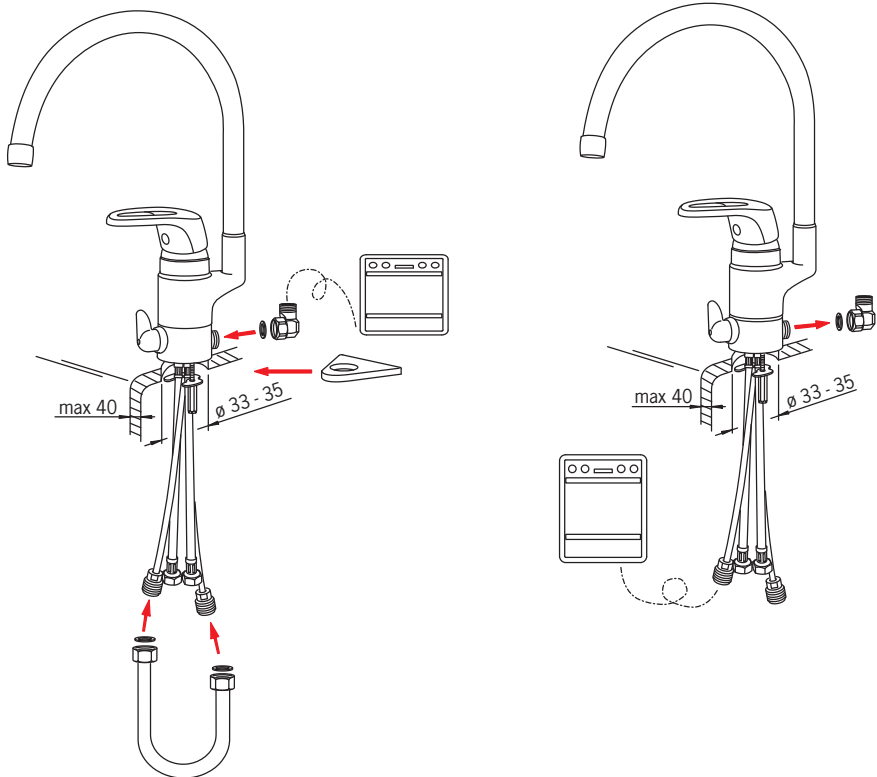
**CZ** Montáž  
**DE** Montage  
**DK** Installation  
**EE** Paigaldus  
**ES** Montaje

**FI** Asennus  
**FR** Installation  
**IT** Montaggio  
**LT** Montavimas

**LV** Montāža  
**NL** Installatie  
**NO** Montering  
**PL** Instalacja

**RO** Instalare  
**RU** Установка  
**SE** Installation  
**SK** Inštalácia

## 1057F



## Installation

**CZ** Montáž

**DE** Montage

**DK** Installation

**EE** Paigaldus

**ES** Montaje

**FI** Asennus

**FR** Installation

**IT** Montaggio

**LT** Montavimas

**LV** Montāža

**NL** Installatie

**NO** Montering

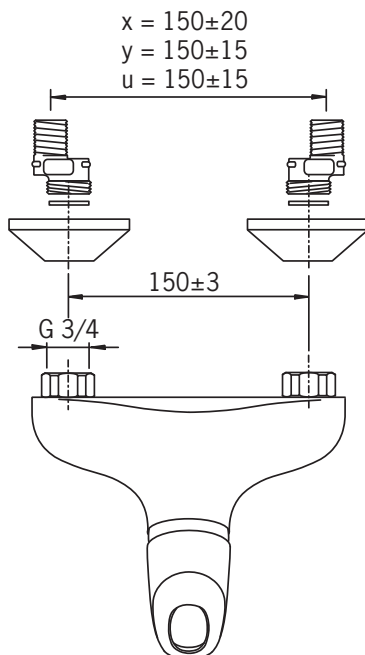
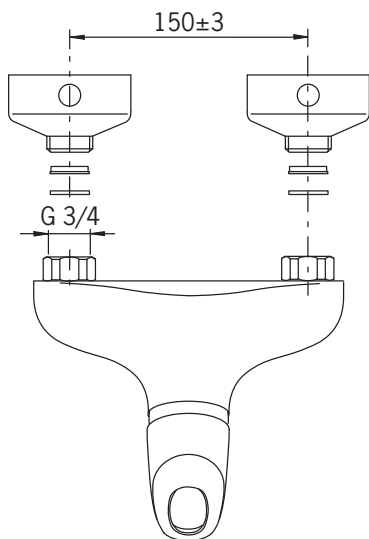
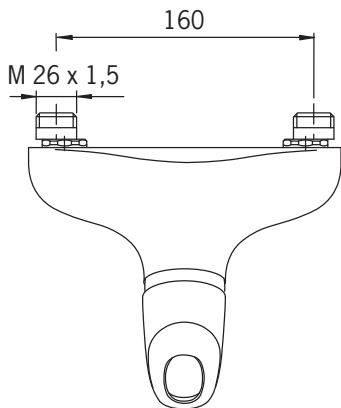
**PL** Instalacja

**RO** Instalare

**RU** Установка

**SE** Installation

**SK** Inštalácia



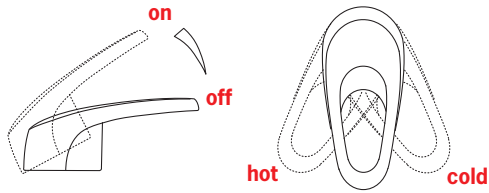
## Operation

**CZ** Funkce  
**DE** Funktion  
**DK** Betjening  
**EE** Toimimine  
**ES** Servicio

**FI** Toiminta  
**FR** Utilisation  
**IT** Funzionamento  
**LT** Veikimo principas

**LV** Darbības princips  
**NL** Bediening  
**NO** Funksjon  
**PL** Działanie

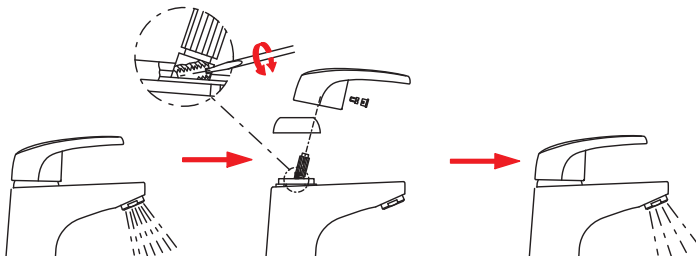
**RO** Funcționare  
**RU** Принцип действия  
**SE** Funktion  
**SK** Prevádzka



## Limiting the flow rate

**CZ** Omezení průtoku  
**DE** Begrenzung der Durchflußmenge  
**DK** Begrænsning af vandmængden  
**EE** Vooluhulga piiramine  
**ES** Limitación de la tasa de flujo  
**FI** Virtaaman rajoitus  
**FR** Limitation du débit  
**IT** Limitazione della portata  
**LT** Vandens srovės reguliavimas

**LV** Ūdens plūsmas ierobežošana  
**NL** Begrenzing van de doorstroomhoeveelheid  
**NO** Limitarea debitului  
**PL** Ograniczenie wielkości strumienia  
**RO** Limitarea debitului  
**RU** Регулирование потока  
**SE** Flödesbegränsning  
**SK** Obmedzenie prietoku



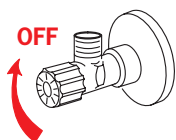


## Changing for hot water

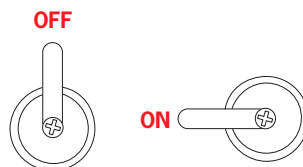
**CZ** Přestavení na horkou vodu  
**DE** Umstellung auf Warmwasseranschluß  
**DK** Omstilling til varmt vand  
**EE** Paigaldamine külma vee asendisse  
**ES** Cambio para agua caliente  
**FI** Muuttaminen kuumalle vedelle  
**FR** Valvole per lavastoviglie o lavatrice  
**IT** Per miscelatore per livello  
**LT** Ventilio nustatymas karštam vandeniui

**LV** Krano nustatymas karštam vandeniui  
**NL** Changement pour arrivée eau chaude  
**NO** Omstilling til varmt vann  
**PL** Zmiana na ciepłą wodę  
**RO** Modificarea pentru apă caldă  
**RU** Перенастройка на подачу горячей вод  
**SE** Omställning till varmt vatten  
**SK** Prestavenie na teplú vodu

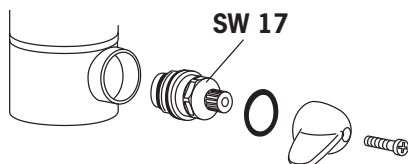
**1**



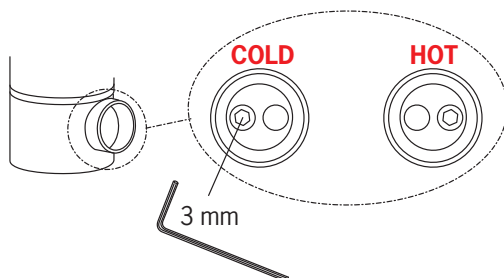
**2**



**3**



**4**

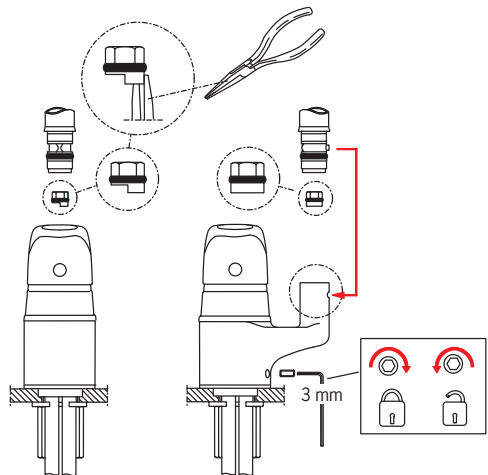
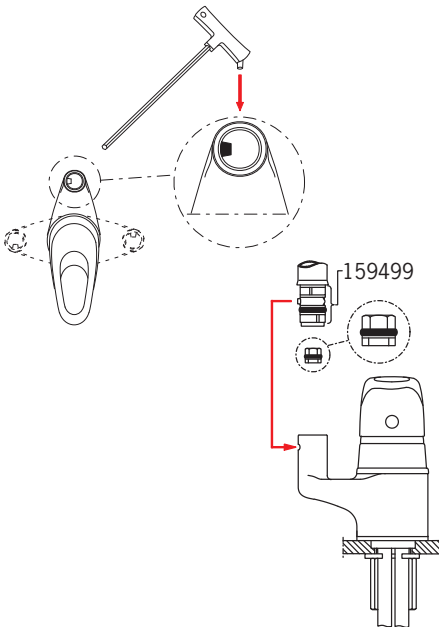
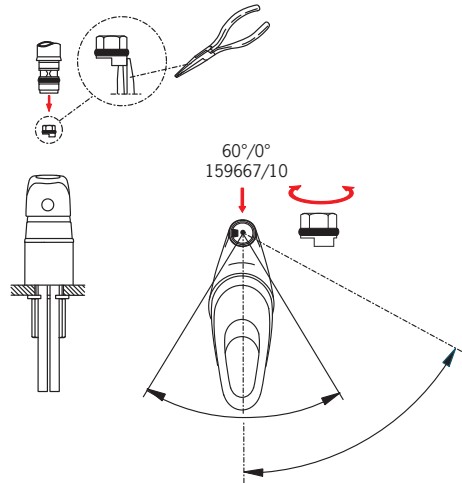
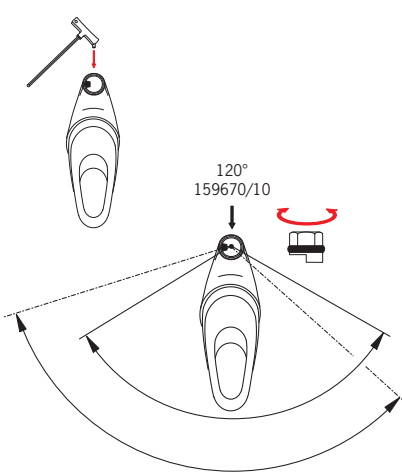


## Spout installation

**CZ** Instalace výtokového ramene  
**DE** Montage Auslauf  
**DK** Montering af tud  
**EE** Jooksutoru paigaldamine  
**ES** Instalación del caño  
**FI** Juoksutputken asennus

**FR** Montage du bec  
**IT** Montaggio bocca  
**LT** Snapelio instaliavimas  
**LV** Iztekas uzstādīšana  
**NL** Installatie uitloop  
**NO** Montering av tut

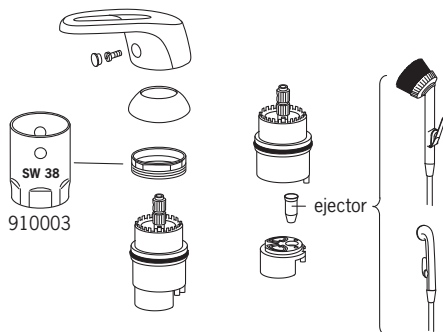
**PL** Instalacja wylewki  
**RO** Instalarea pipei  
**RU** Установка излива  
**SE** Montering av utloppspip  
**SK** Inštalácia výtokového ramena



## To change the cartridge

**CZ** Výměna kartuše  
**DE** Ein- und Ausbau der Kartusche  
**DK** Udsiftingning af reguleringskassette (unit)  
**EE** Seadeosa vahetus  
**ES** Montaje del cartucho  
**FI** Säätöosan vaihto  
**FR** Montage et démontage de la cartouche  
**IT** Montaggio della cartuccia  
**LT** Valdanciosios kasetės pakeitimas

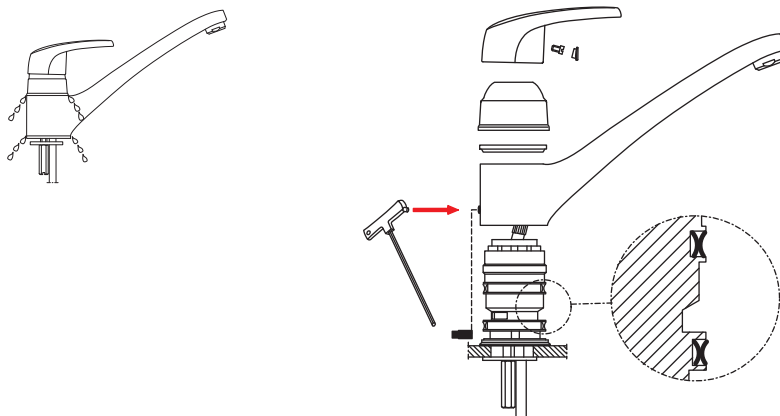
**LV** Regulēšanas mehānisma kasetes maiņa  
**NL** Vervangen van het keramische binnenwerk  
**NO** Skifting av kassett  
**PL** Wymiana modułu sterującego  
**RO** Înlocuirea cartușului  
**RU** Замена регулировочного блока  
**SE** Byte av kassett  
**SK** Výměna kartuše



## Changing the spout's seals

**CZ** Výměna těsnění  
**DE** Austausch der Auslaufdichtungen  
**DK** Udsiftingning af svingtudens pakninger  
**EE** Jooksutoru tihendite vahetamine  
**ES** Cambio de las juntas del caño  
**FI** Juoksutputken tiivisteiden vaihto  
**FR** Remplacement des joints de bec  
**IT** Sostituzione delle guarnizioni delle bocce  
**LT** Snapelio tarpinių pakeitimas

**LV** Iztekas un blīvlēģu maiņa  
**NL** Lippendichtingen vervangen  
**NO** Bytting av svingtudens pakninger  
**PL** Wymiana uszczelek wylewki  
**RO** Înlocuirea garniturilor pipei  
**RU** Замена прокладок сливной трубы или замена сливной трубы  
**SE** Utbyte av manschettpackningar  
**SK** Výměna tesení

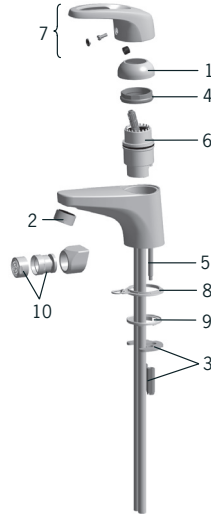


## Spare parts

<b>CZ</b> Náhradní díly	<b>FI</b> Varaosat	<b>LV</b> Rezerves daļas	<b>RO</b> Piese de schimb
<b>DE</b> Ersatzteile	<b>FR</b> Pièces détachées	<b>NL</b> Reserve-onderdelen	<b>RU</b> Запасные части
<b>DK</b> Reservedele	<b>IT</b> Pezzi di ricambio	<b>NO</b> Reservedeler	<b>SE</b> Reservdelar
<b>EE</b> Varuosad	<b>LT</b> Atsarginės dalys	<b>PL</b> Części zamienne	<b>SK</b> Náhradné diely
<b>ES</b> Piezas de recambio			

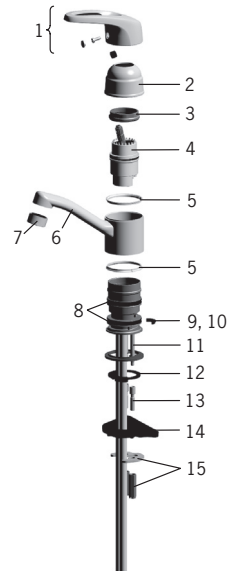
### 1004, 1004F, 1008, 1008F, 1010, 1010F, 1012, 1012F, 1017, 1018F, 1019F, 1410F, 1412F

- 1 158174
- 2 232211
- 2 601166V (1010F-105, 1012F-105)
- 3 158697
- 4 158726
- 5 158727/10
- 6 158890
- 6 600979V (1010F105, 1012F-105)
- 7 600284V
- 8 158193
- 9 159425/10
- 10 232511



### 1013, 1014, 1015, 1021, 1037

- 1 600284V
- 2 158270
- 3 158726
- 4 158890
- 5 159423/10
- 6 159283V
- 7 232211
- 8 158735
- 9 159426/10
- 10 159430/10
- 11 158747/10
- 12 159434
- 13 158893
- 14 158825
- 15 158697



## Spare parts

**CZ** Náhradní díly  
**DE** Ersatzteile  
**DK** Reservedele  
**EE** Varuosad  
**ES** Piezas de recambio

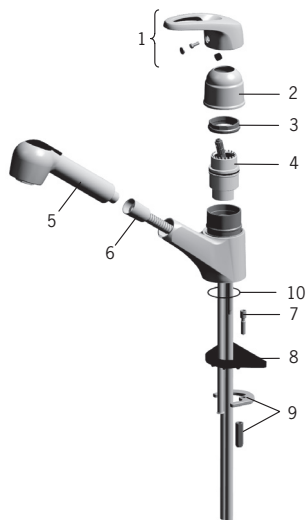
**FI** Varaosat  
**FR** Pièces détachées  
**IT** Pezzi di ricambio  
**LT** Atsarginės dalys

**LV** Rezerves daļas  
**NL** Reserve-onderdelen  
**NO** Reservedeler  
**PL** Części zamienne

**RO** Piese de schimb  
**RU** Запасные части  
**SE** Reservdelar  
**SK** Náhradné diely

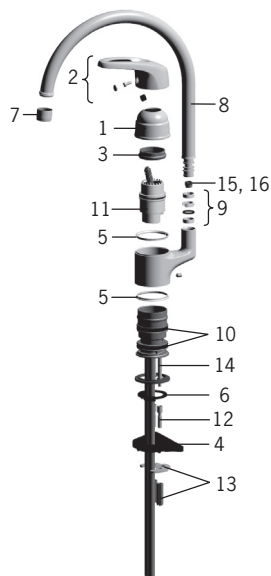
### 1032F

- 1 600284V
- 2 158273V
- 3 158726
- 4 158890
- 5 126010
- 6 600533V
- 7 158893
- 8 158825
- 9 159607V
- 10 159871/10



### 1038, 1038F, 1039, 1039F, 1033, 1034, 1057F

- 1 158270
- 2 600284V
- 3 158726
- 4 158825
- 5 159423/10
- 6 159434
- 7 232201
- 8 159695V
- 9 159499
- 10 158735
- 11 158890
- 12 158893
- 13 158697
- 14 158747/10
- 15 159670/10 (120°)
- 16 159667/10 (60°/0°)

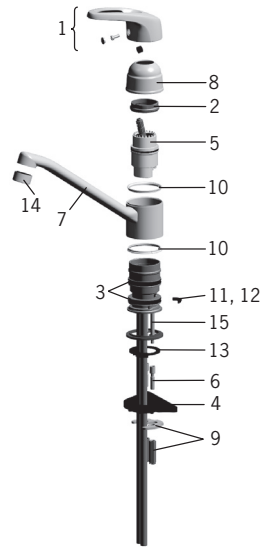


## Spare parts

<b>CZ</b> Náhradní díly	<b>FI</b> Varaosat	<b>LV</b> Rezerves daļas	<b>RO</b> Piese de schimb
<b>DE</b> Ersatzteile	<b>FR</b> Pièces détachées	<b>NL</b> Reserve-onderdelen	<b>RU</b> Запасные части
<b>DK</b> Reservedele	<b>IT</b> Pezzi di ricambio	<b>NO</b> Reservedeler	<b>SE</b> Reservdelar
<b>EE</b> Varuosad	<b>LT</b> Atsarginės dalys	<b>PL</b> Części zamienne	<b>SK</b> Náhradné diely
<b>ES</b> Piezas de recambio			

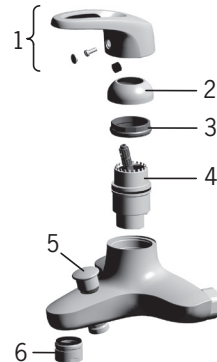
### 1030, 1030F, 1035, 1035F, 1022, 1027, 1430F, 1435F

- 1 600284V
- 2 158726
- 3 158735
- 4 158825
- 5 158890
- 5 600979V (1030F-105, 1035F-105)
- 6 158893
- 7 159484V L=210
- 7 159999V L=300
- 8 158270
- 9 158697
- 10 159423/10
- 11 159426/10 (100°)
- 12 159430/10 (40° - 80°)
- 13 159434
- 14 232210
- 14 601166V (1030F-105, 1035F-105)
- 15 158747/10



### 1040, 1040U, 1041U

- 1 600284V
- 2 158174
- 3 158726
- 4 158890
- 5 209695
- 6 158337




## Spare parts

<b>CZ</b> Náhradní díly	<b>FI</b> Varaosat	<b>LV</b> Rezerves daļas	<b>RO</b> Piese de schimb
<b>DE</b> Ersatzteile	<b>FR</b> Pièces détachées	<b>NL</b> Reserve-onderdelen	<b>RU</b> Запасные части
<b>DK</b> Reservedele	<b>IT</b> Pezzi di ricambio	<b>NO</b> Reservedeler	<b>SE</b> Reservdelar
<b>EE</b> Varuosad	<b>LT</b> Atsarginės dalys	<b>PL</b> Części zamienne	<b>SK</b> Náhradné diely
<b>ES</b> Piezas de recambio			

**1016, 1036, 1054, 1055, 1056,  
1070, 1072, 1072X, 1073, 1073X,  
1074, 1074X, 1075, 1075X, 1077,  
1077X, 1085**

- 1 600284V
- 2 158174
- 3 158726
- 4 158890



**1091F, 1096F**

- 1 158174
- 2 232211
- 3 158697
- 4 158726
- 5 158727/10
- 6 158890
- 7 159982
- 8 158193
- 9 159425/10



## Spare parts

**CZ** Náhradní díly  
**DE** Ersatzteile  
**DK** Reservedele  
**EE** Varuosad  
**ES** Piezas de recambio

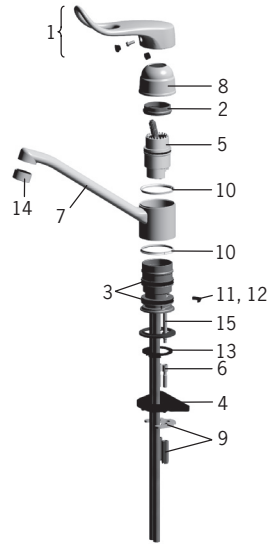
**FI** Varaosat  
**FR** Pièces détachées  
**IT** Pezzi di ricambio  
**LT** Atsarginės dalys

**LV** Rezerves daļas  
**NL** Reserve-onderdelen  
**NO** Reservedeler  
**PL** Części zamienne

**RO** Piese de schimb  
**RU** Запасные части  
**SE** Reservdelar  
**SK** Náhradné diely


### 1093F, 1099F

- 1 159982
- 2 158726
- 3 158735
- 4 158825
- 5 158890
- 6 158893
- 7 159484V
- 8 158270
- 9 158697
- 10 159423/10
- 11 159426/10 (100°)
- 12 159430/10 (40° - 80°)
- 13 159434
- 14 232210
- 15 158747/10



### 1094, 1095

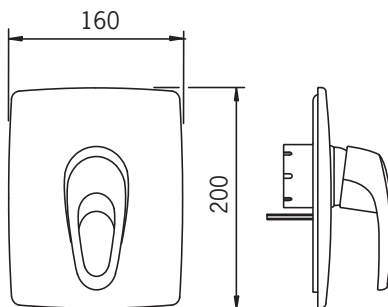
- 1 159982
- 2 158174
- 3 158726
- 4 158890





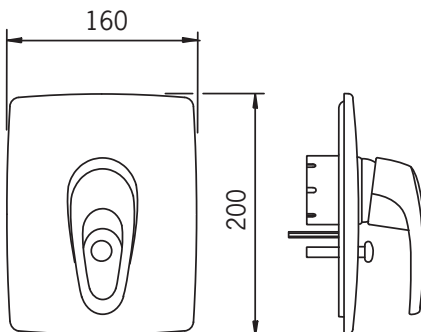
## 1087

EN 817  
 I (ISO 3822) Oras lab.  
 50 - 1000 kPa  
 0.26 l/s (300 kPa)  
 180 kPa (0.2 l/s)  
 max. +80°C



## 1088

EN 817  
 I (ISO 3822) Oras lab.  
 50 - 1000 kPa  
 0.3 l/s (300 kPa)  
 300 kPa (0.3 l/s)  
 max. +80°C



# Installation

**CZ** Montáž

**DE** Montage

**DK** Installation

**EE** Paigaldus

**ES** Montaje

**FI** Asennus

**FR** Installation

**IT** Montaggio

**LT** Montavimas

**LV** Montāža

**NL** Installatie

**NO** Montering

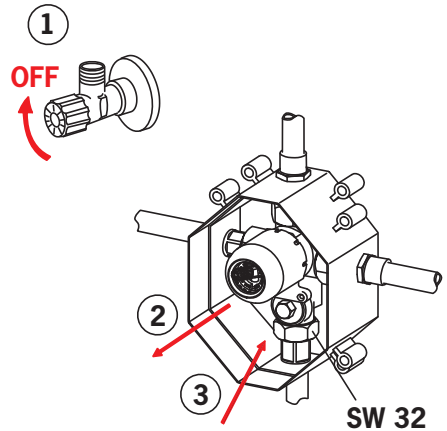
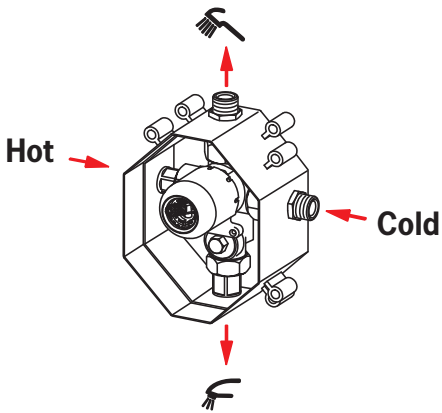
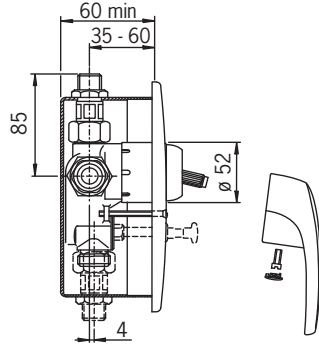
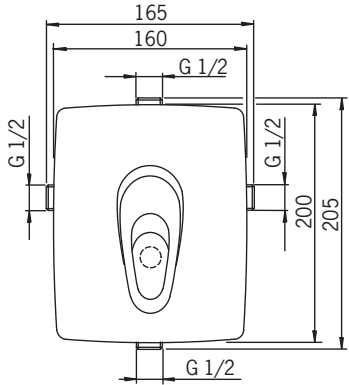
**PL** Instalacja

**RO** Instalare


**RU** Установка

**SE** Installation

**SK** Inštalácia



1289



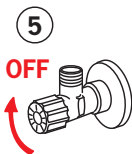
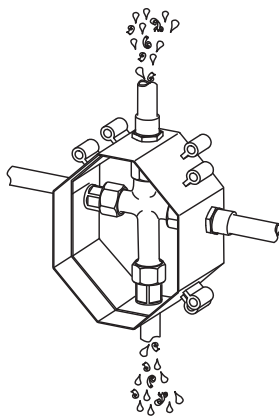

## Rinsing

**CZ** Vyláchnutí  
**DE** Spülen  
**DK** Gennemskyldning  
**EE** Loputama  
**ES** Aclarar

**FI** Huuhtelu  
**FR** Rinçage  
**IT** Spurgo  
**LT** Praplovimas

**LV** Skalošana  
**NL** Spoelen  
**NO** Rengjøring  
**PL** Płukania

**RO** Spălare  
**RU** Промывка  
**SE** Renspolning  
**SK** Vyláchnutie



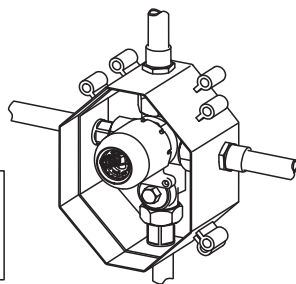
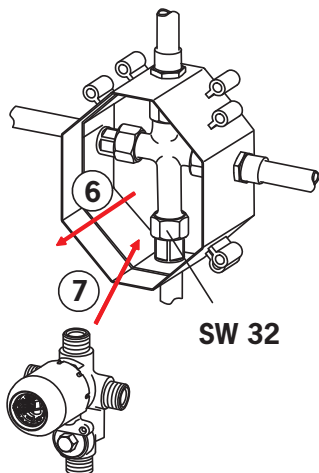
## Installation

**CZ** Montáž  
**DE** Montage  
**DK** Installation  
**EE** Paigaldus  
**ES** Montaje

**FI** Asennus  
**FR** Installation  
**IT** Montaggio  
**LT** Montavimas

**LV** Montāža  
**NL** Installatie  
**NO** Montering  
**PL** Instalacja

**RO** Instalare  
**RU** Установка  
**SE** Installation  
**SK** Inštalácia



## Installation

**CZ** Montáž

**DE** Montage

**DK** Installation

**EE** Paigaldus

**ES** Montaje

**FI** Asennus

**FR** Installation

**IT** Montaggio

**LT** Montavimas

**LV** Montāža

**NL** Installatie

**NO** Montering

**PL** Instalacja

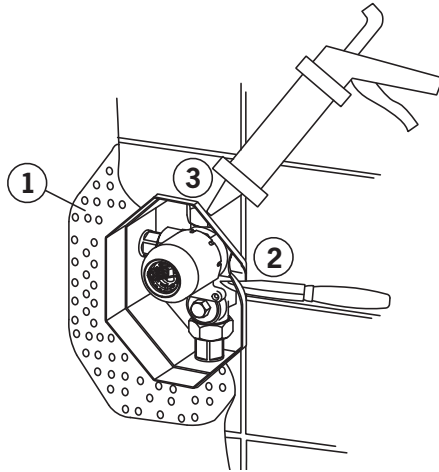
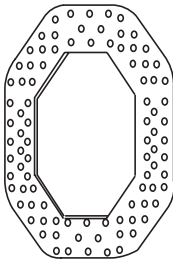
**RO** Instalare

**RU** Установка


**SE** Installation

**SK** Inštalácia

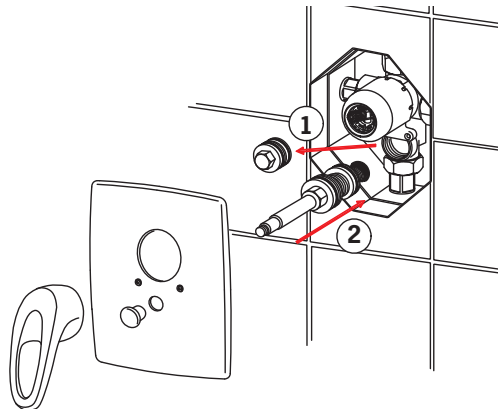
**198539**



**1087**



**1088**



## Spare parts

**CZ** Náhradní díly  
**DE** Ersatzteile  
**DK** Reservedele  
**EE** Varuosad  
**ES** Piezas de recambio

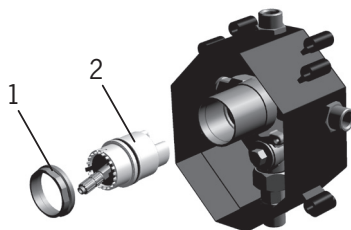
**FI** Varaosat  
**FR** Pièces détachées  
**IT** Pezzi di ricambio  
**LT** Atsarginės dalys

**LV** Rezerves daļas  
**NL** Reserve-onderdelen  
**NO** Reservedeler  
**PL** Części zamienne

**RO** Piese de schimb  
**RU** Запасные части  
**SE** Reservdelar  
**SK** Náhradné diely

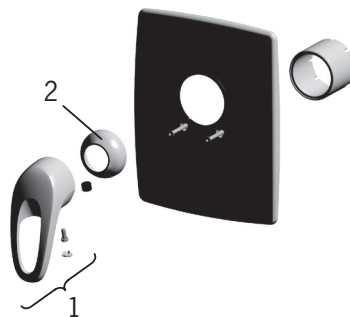
### 1286

- 1 158726
- 2 158890



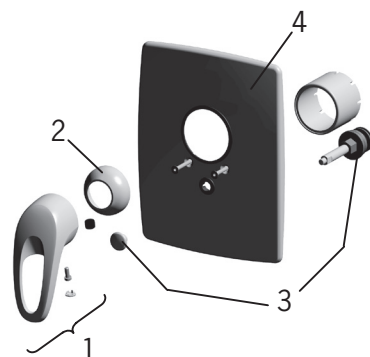
### 1087

- 1 600284V
- 2 158174



### 1088

- 1 600284V
- 2 158174
- 3 209970







Oras Group is a powerful European provider of sanitary fittings: the market leader in the Nordics and a leading company in Continental Europe. The company's mission is to make the use of water easy and sustainable and its vision is to become the European leader of advanced sanitary fittings. Oras Group has two strong brands: Oras and Hansa.

The Group's head office is located in Rauma, Finland, and the Group has three manufacturing sites: Kralovice (Czech Republic), Olesno (Poland) and Rauma (Finland). Oras Group employs approximately 1,200 people in twenty countries. Oras Group is owned by Oras Invest, a family company and an industrial owner.

ORAS Ltd  
Isometsäntie 2, P.O. Box 40  
FI-26101 Rauma  
Tel. +358 2 83 161  
Fax +358 2 831 6300  
info.finland@oras.com  
www.oras.com



943054-01-16