









- 

RESIDENTIAL
Find your perfect home at Eliston with a wide choice of lot sizes and house and land packages from Melbourne's leading builders.
- 

FUTURE TOWN CENTRE
Eliston is home to Clyde's future Major Town Centre which will offer a wide range of retail stores, services and entertainment.
- 

TRAIN STATION
The State government plans to re-open the Clyde train station on the doorstep to Eliston as an extension to the Cranbourne line.
- 

EDUCATION
A future government primary school and adjacent community facilities will all be within safe walking distance.
- 

PARKS & GARDENS
Enjoy an outdoor lifestyle with over 11ha of green open spaces, 3 neighbourhood parks, 3 sporting fields, plus a proposed indoor recreation centre.
- 

WETLANDS
A stunning gateway to the Future Town Centre will be created by feature wetlands adjacent to a neighbourhood park.