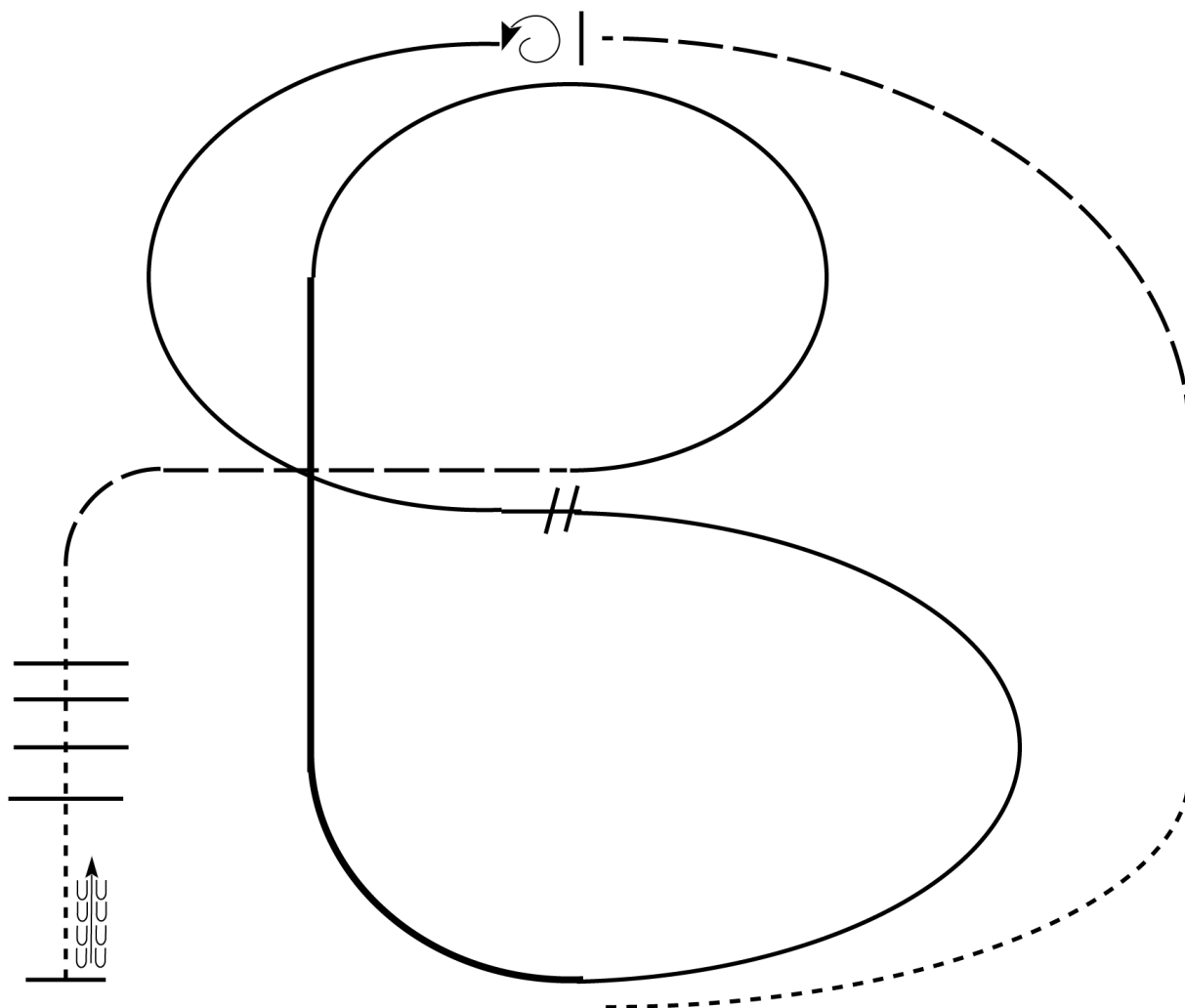


IOWA STATE FAIR - OPEN HORSE SHOW

RANCH RIDING (Pattern) ADULT Class #18 (19 & Over)

Show Date: 08-12-2023



1. Walk
2. Trot
3. Extend the trot, at the top of the arena, stop
4. 360 degree turn to the left
5. Left lead 1/2 circle, lope to the center
6. Change leads (simple or flying)
7. Right lead 1/2 circle
8. Extended lope up the long side of arena (right lead)
9. Collect back to a lope around the top of the arena and back to center
10. Break down to an extended trot
11. Walk over poles.
12. Stop and back

Walk	-----
Jog	-----
Extended Jog	-----
Lope	-----
Lead Change	
Back	
Marker	(B)

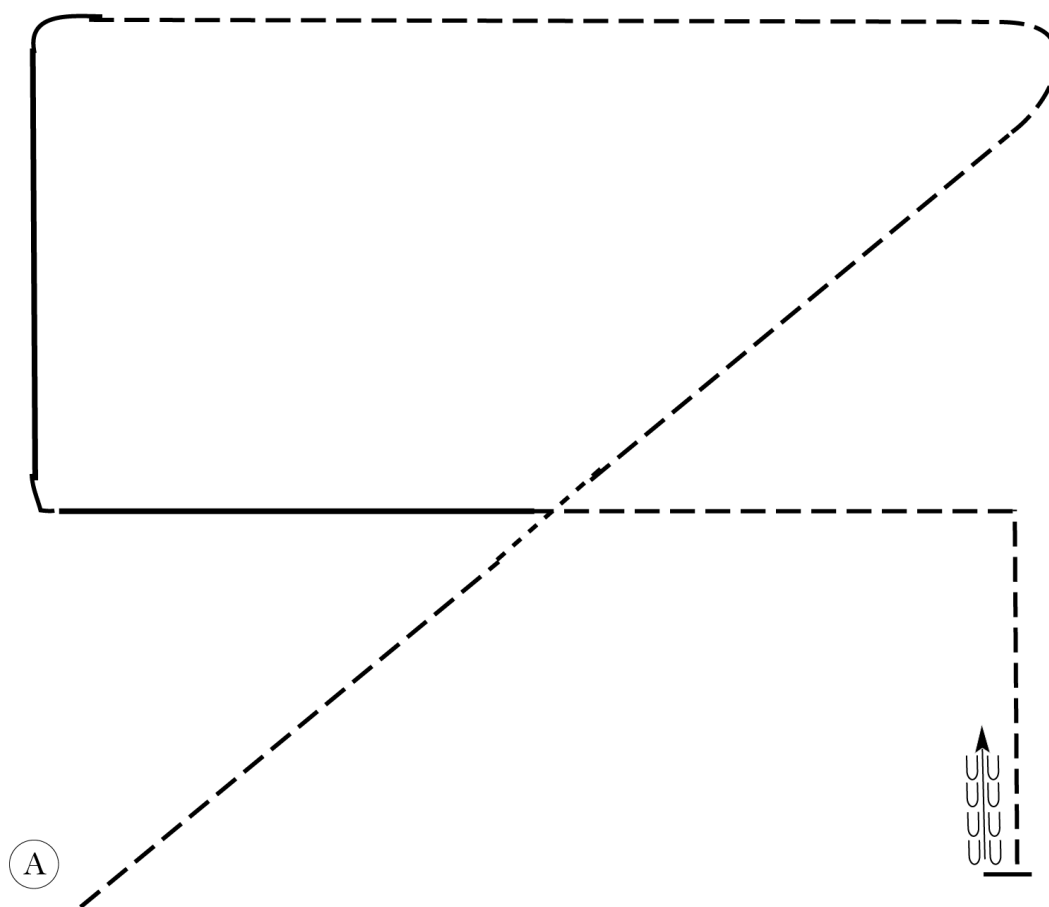
[RR/1]

Pattern Provided by:
Clint Fullerton

IOWA STATE FAIR - OPEN HORSE SHOW

YOUTH EQUITATION Class # 53 (18 & Under)

Show Date: 08-13-2023



Be ready at A.

1. Trot right diagonal.
2. Walk 10 steps.
3. Trot on the left diagonal to the corner.
4. Change diagonals and trot to next corner.
5. Pick up the left lead canter and canter crossing over your line.
6. Break to a sitting trot around corner until you are in line with A.
7. Stop and back and back approximately one horse length.

Walk	-----
Trot	- - - - -
Extended Trot	— — — — —
Canter	— — — — —
Leg Yield	
Lead Change	— — — — —
Back	← ← ← ← ←
Marker	Ⓚ
Sidepass	← — — — — →
Hand Gallop	— — — — —

[HSE/1-106]

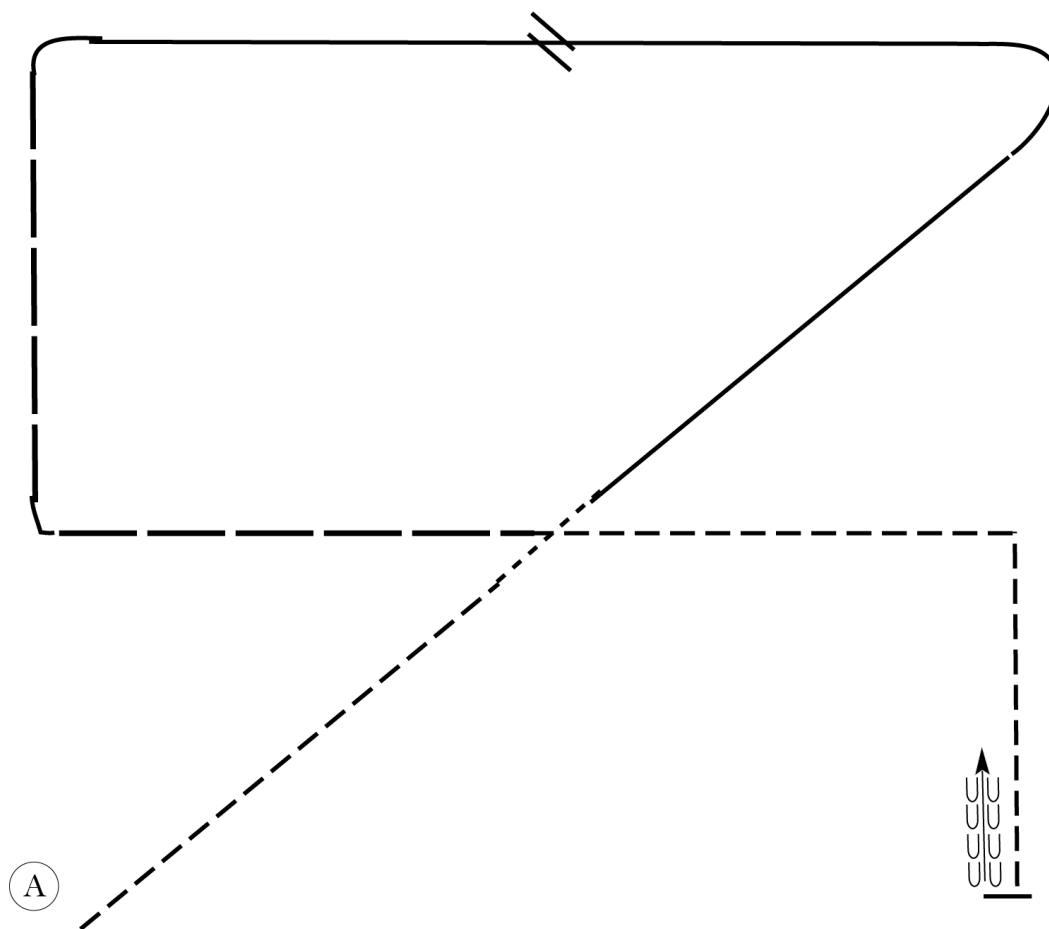
Pattern Provided by:

Clint Fullerton

IOWA STATE FAIR - OPEN HORSE SHOW

ADULT EQUITATION (19 & Over)

Show Date: 08-13-2023



Be ready at A.

1. Trot right diagonal.
2. Walk 10 steps.
3. Canter on the right lead.
4. Change leads and continue on the left lead.
5. Hand gallop, crossing over your line.
6. Break to a trot remaining in the two point position.
7. Left diagonal after your corner until you are in line with A.
8. Stop and back and back approximately one horse length.

Walk	-----
Trot	- - - - -
Extended Trot	— — — — —
Canter	—————
Leg Yield	
Lead Change	↖ ↗
Back	← ← ← ← ←
Marker	(B)
Sidepass	← — — — — →
Hand Gallop	—————

[HSE/2-106]

Pattern Provided by:

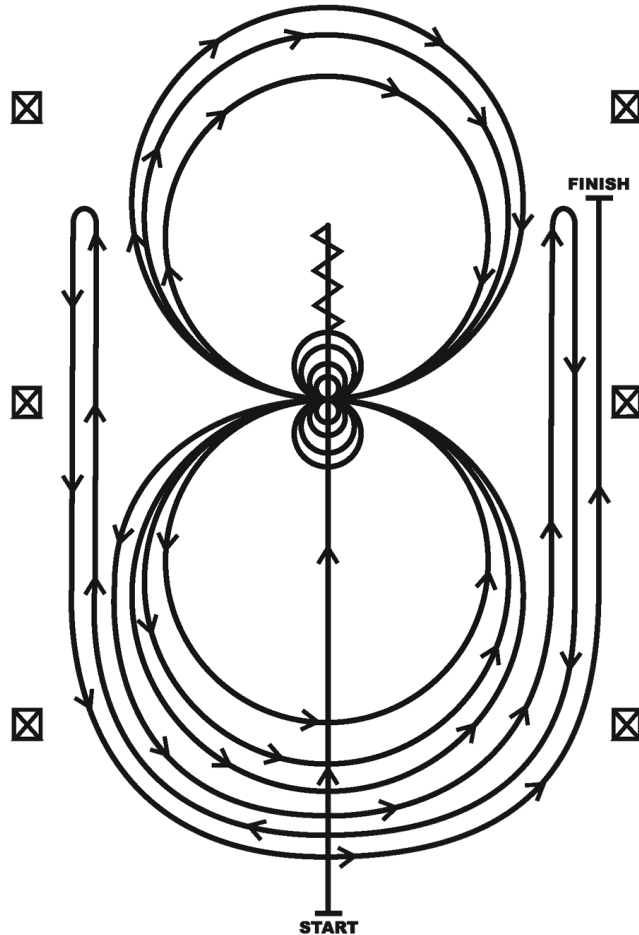
Clint Fullerton

IOWA STATE FAIR - OPEN HORSE SHOW

ADULT REINING Class #56 (19 & Over)

Show Date: 08-13-2023

REINING PATTERN 12



1. Run past the center marker and do a sliding stop. Back up to the center of the arena or at least 10 feet (3 meters). Hesitate.
2. Complete four spins to the right. Hesitate.
3. Complete four and one-quarter spins to the left so that the horse is facing the left wall or fence. Hesitate.
4. Beginning on the left lead, complete three circles to the left: the first two circles large and fast; the third circle small and slow. Change leads at the center of the arena.
5. Complete three circles to the right: the first two circles large and fast; the third circle small and slow. Change leads at the center for the arena.
6. Begin a large circle to the left but do not close this circle. Run up the right side of the arena past the center marker and do a right rollback at least 20 feet (6 meters) from the wall or fence-no hesitation.
7. Continue back around previous circle but do not close this circle. Run up the left side of the arena and past the center marker and do a left rollback at least 20 feet (6 meters) from the wall or fence-no hesitation.
8. Continue back around previous circle but do not close this circle. Run up the right side of the arena past the center marker and do a sliding stop at least 20 feet (6 meters) from the wall or fence. Hesitate to demonstrate completion of pattern.

[R/AQHAP-12]

Pattern Provided by:

Clint Fullerton

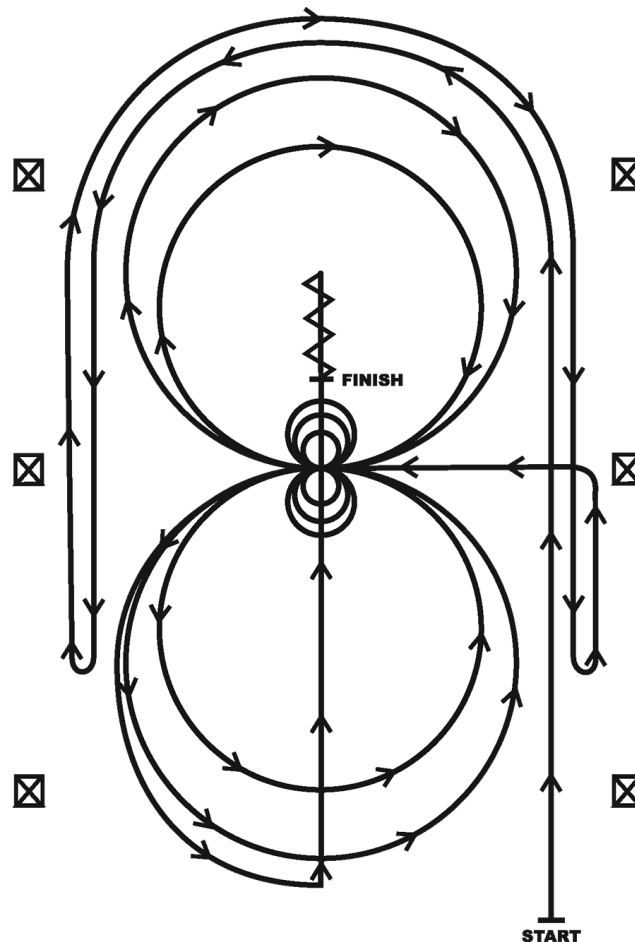
IOWA STATE FAIR - OPEN HORSE SHOW

YOUTH REINING Class# 55 (18 & Under)

Show Date: 08-13-2023

REINING PATTERN B

Approved only for Level I Youth & Amateur, Youth I3 & Under



1. Beginning, lope straight up the right side of the arena, circle the top of the arena run straight down the opposite or left side of the arena past the center mark and do a right rollback—no hesitation.
2. Continue straight up the left side of the arena circle back around the top of the arena run straight down the right side of the arena past the center marker and do a left rollback—no hesitation.
3. Continue up the right side of the arena to the center marker, at the center marker the horse should be on the left lead and complete two circles to the left, one large fast and one small slow. Stop at center
4. Complete three spins to the left. Hesitate.
5. Complete two circles to the right, one large fast and one small slow. Stop at center.
6. Complete three spins to the right. Hesitate.
7. Begin a large circle to the left, do not close the circle. Continue up the center of the arena past the center marker and do a sliding stop. 8. Back up at least ten feet. Hesitate to demonstrate completion of the pattern. See the Judges' Guide for a summary of other allowances made in the Handbook.

[R/AQHAP-B]

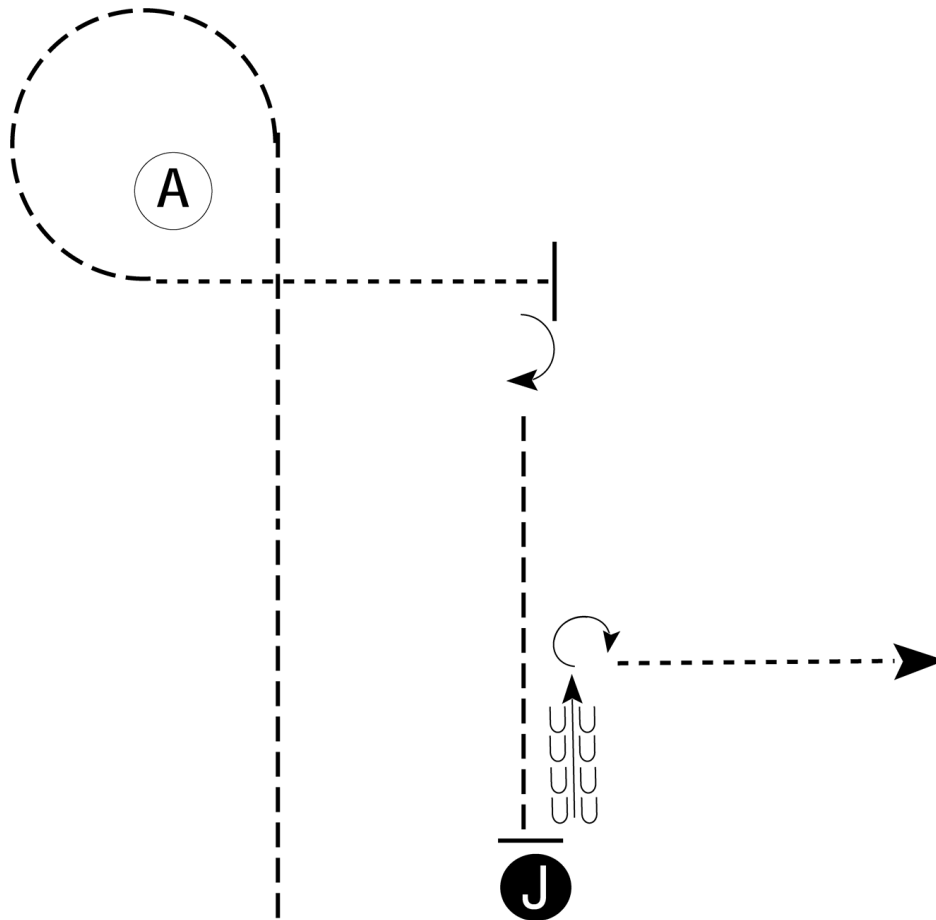
Pattern Provided by:

Clint Fullerton

IOWA STATE FAIR - OPEN HORSE SHOW

SHOWMANSHIP Class #44 (13 - 18 yrs.)

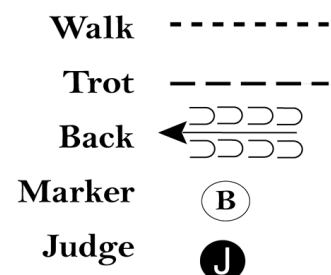
Show Date: 08-13-2023



Be ready even with judge.

1. Trot to and around A.
2. Walk from A until even with judge.
3. Stop and perform a 90 degree turn.
4. Trot to judge.
5. Stop and set up for inspection.
6. When dismissed, back approximately 2 horse lengths.
7. Perform a 270 degree turn.
8. Walk straight away from judge.

Follow the instructions of your ring steward.



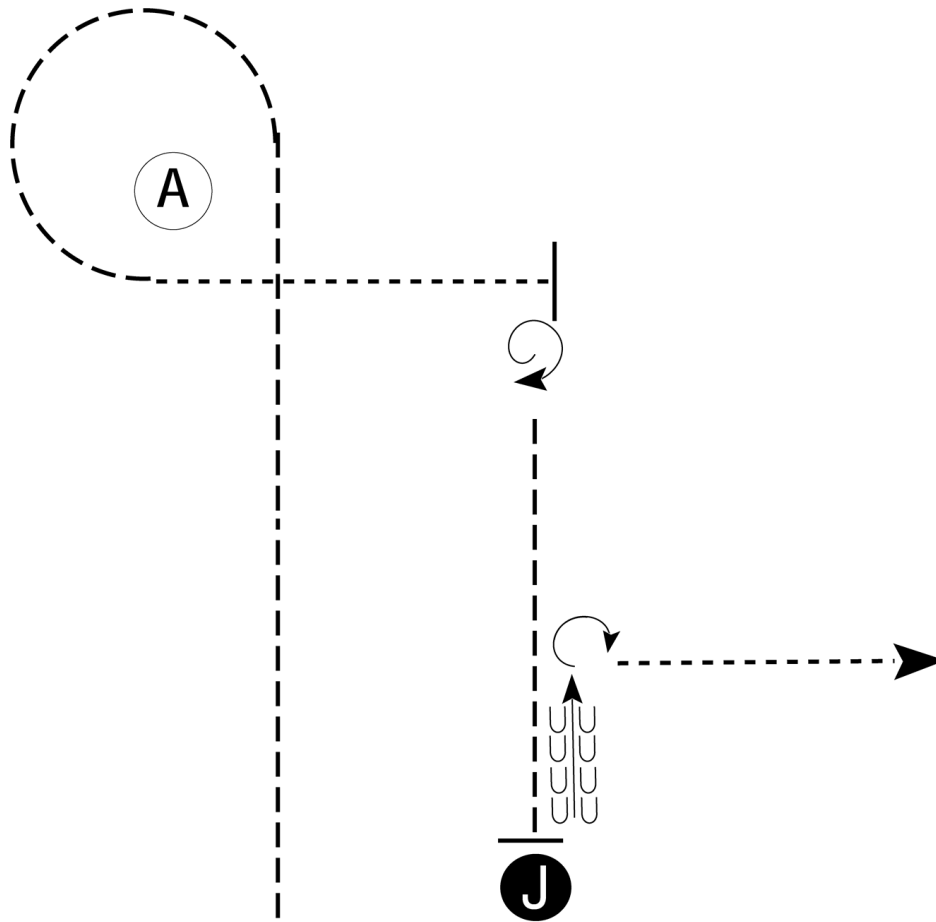
[S/2-76]

Pattern Provided by:
Clint Fullerton

IOWA STATE FAIR - OPEN HORSE SHOW

PREMIER SHOWMANSHIP (ALL AGES) Class #42 (OPEN TO ALL AGES)

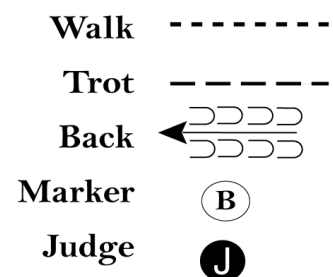
Show Date: 08-13-2023



Be ready even with judge.

1. Trot to and around A.
2. Walk from A until even with judge.
3. Stop and perform a 450 degree turn.
4. Trot to judge.
5. Stop and set up for inspection.
6. When dismissed, back approximately 2 horse lengths.
7. Perform a 270 degree turn.
8. Walk straight away from judge.

Follow the instructions of your ring steward.



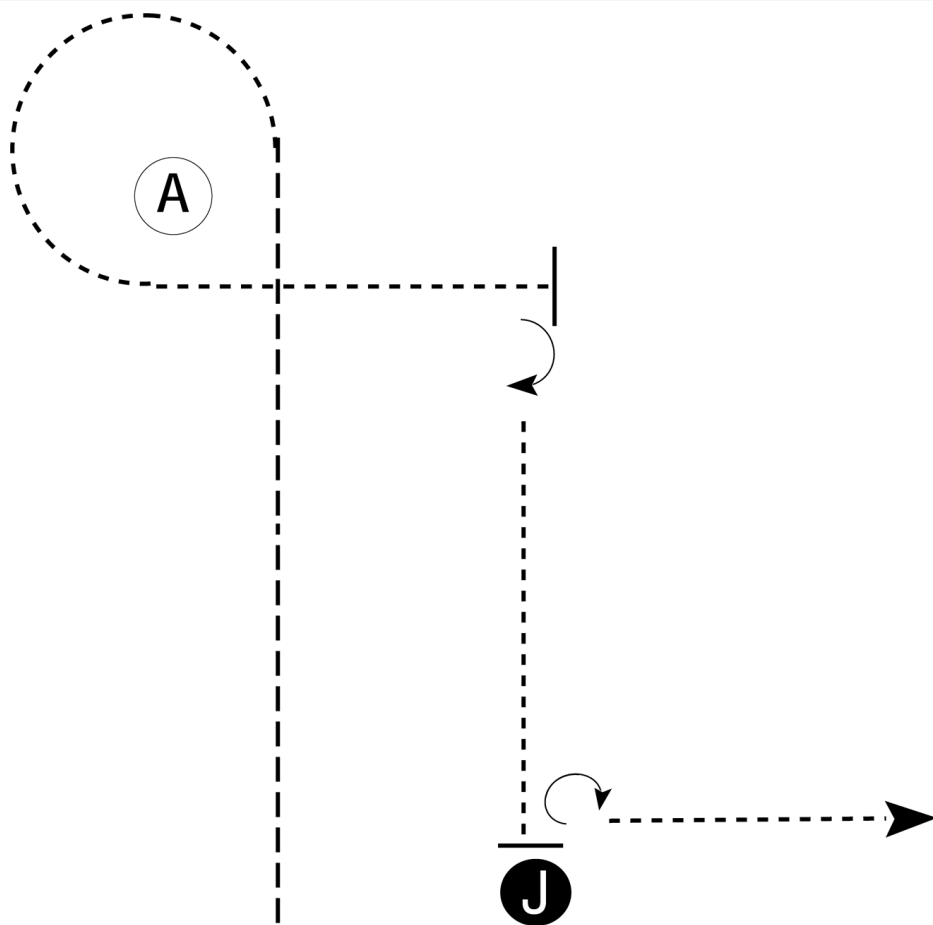
[S/3-76]

Pattern Provided by:
Clint Fullerton

IOWA STATE FAIR - OPEN HORSE SHOW

SHOWMANSHIP Class #43 (12 & Under)

Show Date: 08-13-2023



Be ready even with judge.

1. Trot to A.
2. Walk around A and until even with judge.
3. Stop and perform a 90 degree turn.
4. Walk to judge.
5. Stop and set up for inspection.
6. When dismissed, perform a 270 degree turn.
7. Walk straight away from judge.

Follow the instructions of your ring steward.

Walk -----
Trot - - - - -
Back ← ⊞ ⊞ ⊞ ⊞
Marker (B)
Judge (J)

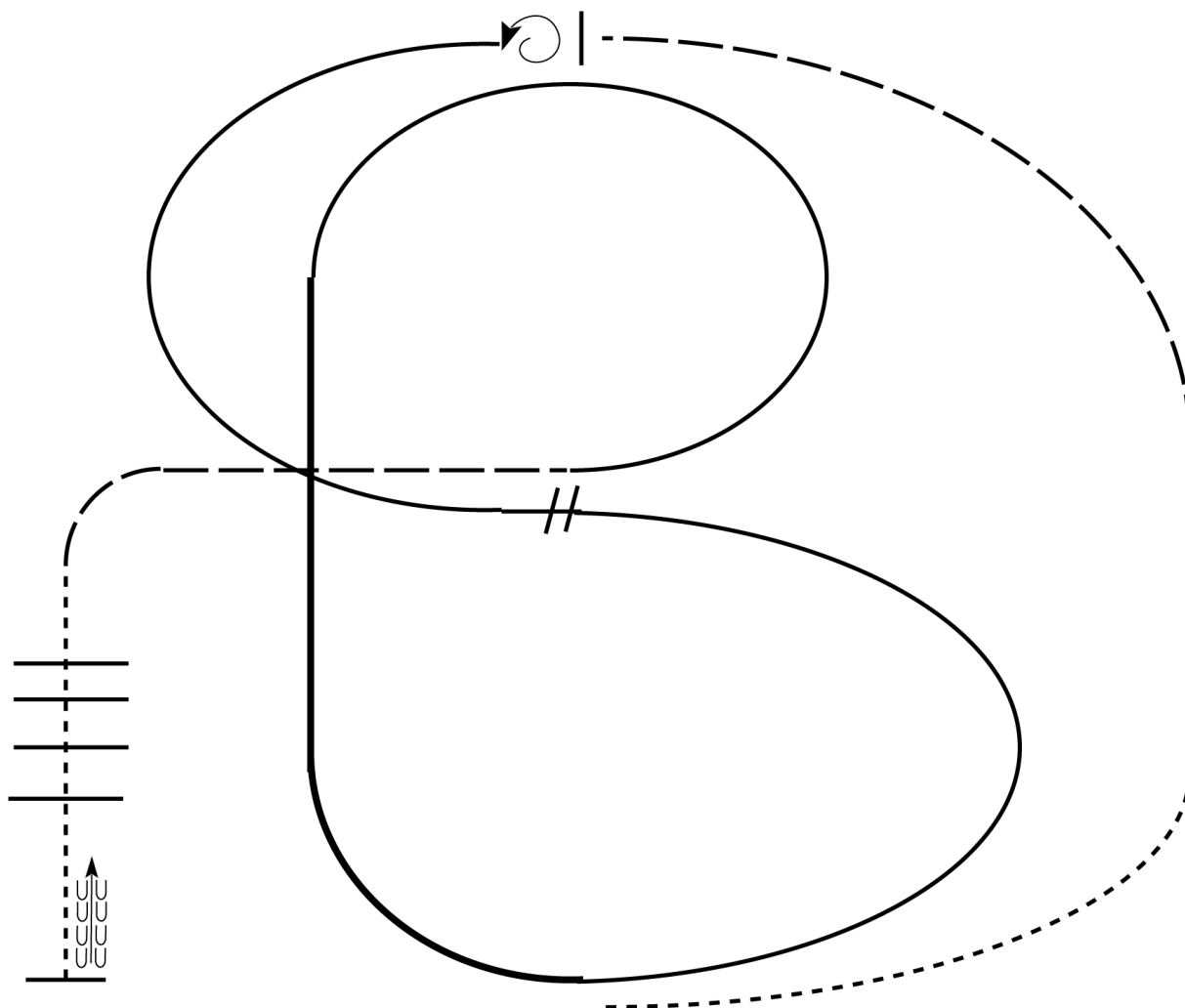
[S/WT-76]

Pattern Provided by:
Clint Fullerton

IOWA STATE FAIR - OPEN HORSE SHOW

RANCH RIDING (Pattern) YOUTH Class #17 (18 & Under)

Show Date: 08-12-2023



1. Walk
2. Trot
3. Extend the trot, at the top of the arena, stop
4. 360 degree turn to the left
5. Left lead 1/2 circle, lope to the center
6. Change leads (simple or flying)
7. Right lead 1/2 circle
8. Extended lope up the long side of arena (right lead)
9. Collect back to a lope around the top of the arena and back to center
10. Break down to an extended trot
11. Walk over poles.
12. Stop and back

Walk	-----
Jog	- - - - -
Extended Jog	— — — —
Lope	
Lead Change	
Back	
Marker	(B)

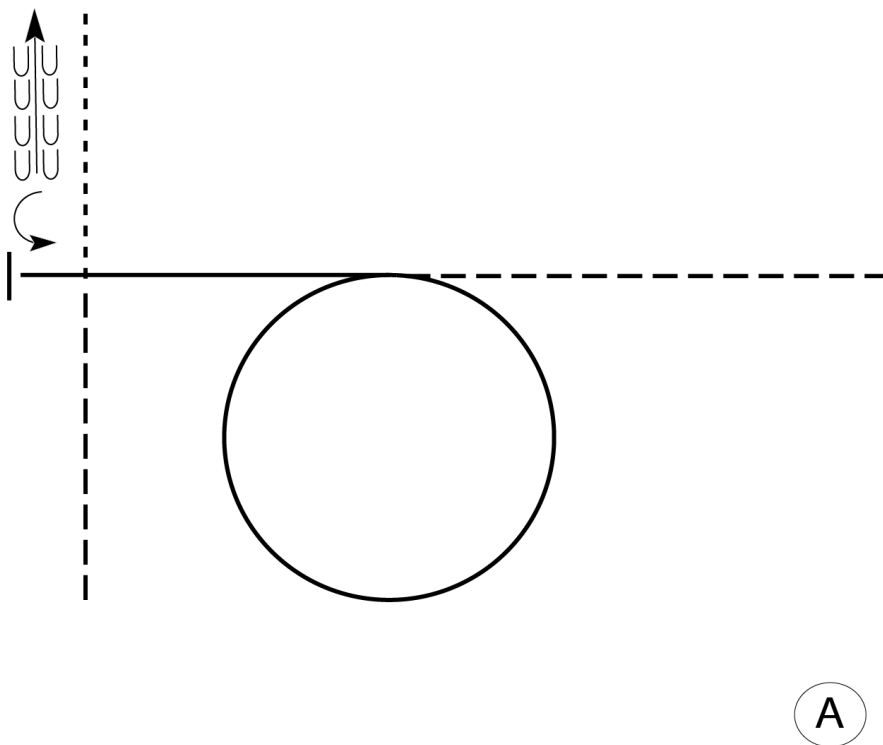
[RR/1]

Pattern Provided by:
Clint Fullerton

IOWA STATE FAIR - OPEN HORSE SHOW

ADULT HORSEMANSHIP Class #5 (19 & Over)

Show Date: 08-12-2023



Be ready at A.

1. Perform a jog from A and a square corner toward center of pattern.
2. Lope a left lead circle.
3. Close the circle and continue loping on the left lead in a straight line.
4. Stop and perform a 1/4 turn to the left.
5. Back approximately one horse length.
6. Walk until you cross your line.
7. Exit arena at a jog.

Walk	-----
Jog	- - - - -
Extended Jog	— — — —
Lope	—————
Lead Change	
Back	
Marker	ⓑ

[WH/1-104]

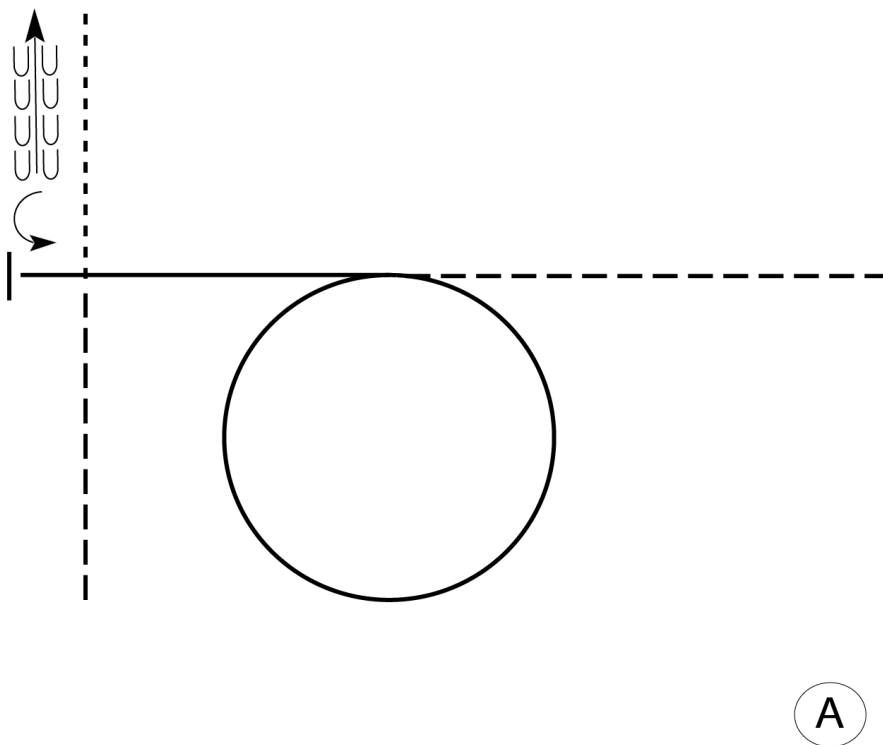
Pattern Provided by:

Clint Fullerton

IOWA STATE FAIR - OPEN HORSE SHOW

YOUTH HORSEMANSHIP Class #4 (13 - 18)

Show Date: 08-12-2023



Be ready at A.

1. Perform a jog from A and a square corner toward center of pattern.
2. Lope a left lead circle.
3. Close the circle and continue loping on the left lead in a straight line.
4. Stop and perform a 1/4 turn to the left.
5. Back approximately one horse length.
6. Walk until you cross your line.
7. Exit arena at a jog.

Walk	-----
Jog	- - - - -
Extended Jog	— — — —
Lope	—————
Lead Change	
Back	
Marker	ⓑ

[WH/1-104]

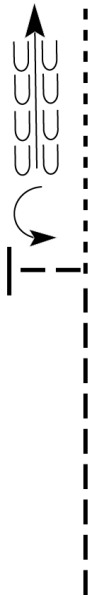
Pattern Provided by:

Clint Fullerton

IOWA STATE FAIR - OPEN HORSE SHOW

ADULT WALK/TROT HORSEMANSHIP Class #3 (ADULT 19)

Show Date: 08-12-2023



Be ready at A.

1. Perform a jog from A and a square corner toward center of pattern.
2. Continue the jog in a straight line.
3. Stop and perform a 1/4 turn to the left.
4. Back approximately one horse length
5. Walk until you cross your line.
6. Exit arena at a jog.

Walk -----

Jog - - - - -

Extended Jog - _ _ _ -

Lope | | | | |

Lead Change 

Back 

Marker (B)

[WH/WT-104]

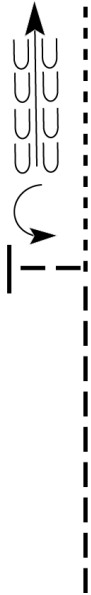
Pattern Provided by:

Clint Fullerton

IOWA STATE FAIR - OPEN HORSE SHOW

YOUTH WALK/TROT HORSEMANSHIP Class #1 (12 & Under)

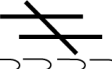


Show Date: 08-12-2023



A

Be ready at A.

1. Perform a jog from A and a square corner toward center of pattern.
2. Continue the jog in a straight line.
3. Stop and perform a 1/4 turn to the left.
4. Back approximately one horse length
5. Walk until you cross your line.
6. Exit arena at a jog.

Walk	-----
Jog	- - - - -
Extended Jog	— — — —
Lope	
Lead Change	
Back	
Marker	

[WH/WT-104]

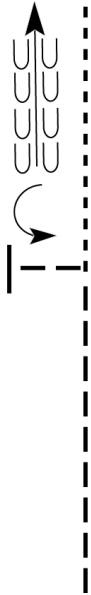
Pattern Provided by:

Clint Fullerton

IOWA STATE FAIR - OPEN HORSE SHOW

YOUTH WALK/TROT HORSEMANSHIP Class #2 (13 - 18)

Show Date: 08-12-2023



A

Be ready at A.

1. Perform a jog from A and a square corner toward center of pattern.
2. Continue the jog in a straight line.
3. Stop and perform a 1/4 turn to the left.
4. Back approximately one horse length
5. Walk until you cross your line.
6. Exit arena at a jog.

Walk	-----
Jog	- - - - -
Extended Jog	— — — —
Lope	
Lead Change	
Back	
Marker	(B)

[WH/WT-104]

Pattern Provided by:

Clint Fullerton