

Form **990-PF**  
 Department of the Treasury  
 Internal Revenue Service

**Return of Private Foundation**  
**or Section 4947(a)(1) Trust Treated as Private Foundation**  
 ▶ Do not enter social security numbers on this form as it may be made public.  
 ▶ Information about Form 990-PF and its instructions is at [www.irs.gov/form990pf](http://www.irs.gov/form990pf).

OMB No 1545-0052  
**2016**  
**Open to Public Inspection**

**For calendar year 2016, or tax year beginning 01-01-2016, and ending 12-31-2016**

Name of foundation Casey Family Programs		<b>A Employer identification number</b> 91-0793881	
% CASEY FAMILY PROGRAMS			
Number and street (or P O box number if mail is not delivered to street address) 2001 EIGHTH AVE SUITE 2700	Room/suite	<b>B Telephone number (see instructions)</b> (206) 282-7300	
City or town, state or province, country, and ZIP or foreign postal code Seattle, WA 981212641			
<b>G</b> Check all that apply: <input type="checkbox"/> Initial return <input type="checkbox"/> Initial return of a former public charity <input type="checkbox"/> Final return <input type="checkbox"/> Amended return <input type="checkbox"/> Address change <input type="checkbox"/> Name change		<b>D 1.</b> Foreign organizations, check here <input type="checkbox"/> <b>2.</b> Foreign organizations meeting the 85% test, check here and attach computation <input type="checkbox"/>	
<b>H</b> Check type of organization: <input checked="" type="checkbox"/> Section 501(c)(3) exempt private foundation <input type="checkbox"/> Section 4947(a)(1) nonexempt charitable trust <input type="checkbox"/> Other taxable private foundation		<b>E</b> If private foundation status was terminated under section 507(b)(1)(A), check here <input type="checkbox"/>	
<b>I</b> Fair market value of all assets at end of year (from Part II, col (c), line 16) ▶ \$ 2,142,942,381		<b>J</b> Accounting method: <input type="checkbox"/> Cash <input checked="" type="checkbox"/> Accrual <input type="checkbox"/> Other (specify) _____ (Part I, column (d) must be on cash basis)	
<b>F</b> If the foundation is in a 60-month termination under section 507(b)(1)(B), check here <input type="checkbox"/>			

<b>Part I Analysis of Revenue and Expenses</b> <small>(The total of amounts in columns (b), (c), and (d) may not necessarily equal the amounts in column (a) (see instructions) )</small>		(a) Revenue and expenses per books	(b) Net investment income	(c) Adjusted net income	(d) Disbursements for charitable purposes (cash basis only)
<b>Revenue</b>	<b>1</b> Contributions, gifts, grants, etc., received (attach schedule)	1,247,904			
	<b>2</b> Check <input type="checkbox"/> if the foundation is <b>not</b> required to attach Sch B				
	<b>3</b> Interest on savings and temporary cash investments	155,237	155,237	155,237	
	<b>4</b> Dividends and interest from securities	22,960,725	38,048,359	38,048,359	
	<b>5a</b> Gross rents				
	<b>b</b> Net rental income or (loss)				
	<b>6a</b> Net gain or (loss) from sale of assets not on line 10	95,868,248			
	<b>b</b> Gross sales price for all assets on line 6a	1,494,427,287			
	<b>7</b> Capital gain net income (from Part IV, line 2)		95,923,051		
	<b>8</b> Net short-term capital gain				
	<b>9</b> Income modifications			26,054	
	<b>10a</b> Gross sales less returns and allowances				
<b>b</b> Less Cost of goods sold					
<b>c</b> Gross profit or (loss) (attach schedule)					
<b>11</b> Other income (attach schedule)	4,118,772	3,434,293	4,933,589		
<b>12 Total.</b> Add lines 1 through 11	124,350,886	137,560,940	43,163,239		
<b>Operating and Administrative Expenses</b>	<b>13</b> Compensation of officers, directors, trustees, etc	3,847,951	1,983,672	1,983,672	1,864,279
	<b>14</b> Other employee salaries and wages	45,663,171	2,130,973	2,130,973	43,327,185
	<b>15</b> Pension plans, employee benefits	15,493,066	503,232	503,232	15,161,819
	<b>16a</b> Legal fees (attach schedule)	203,933	128,920	128,920	75,013
	<b>b</b> Accounting fees (attach schedule)	258,806	41,872	41,872	216,934
	<b>c</b> Other professional fees (attach schedule)	10,945,451	7,638,599	7,638,599	3,300,966
	<b>17</b> Interest				
	<b>18</b> Taxes (attach schedule) (see instructions)	591,323	964,381	964,381	26,799
	<b>19</b> Depreciation (attach schedule) and depletion	2,830,705			
	<b>20</b> Occupancy	4,698,886	406,727	406,727	4,469,250
	<b>21</b> Travel, conferences, and meetings	6,736,989	51,443	51,443	6,144,077
	<b>22</b> Printing and publications	488,463			488,463
	<b>23</b> Other expenses (attach schedule)	47,509,202	15,491,259	15,643,036	41,397,299
	<b>24 Total operating and administrative expenses.</b> Add lines 13 through 23	139,267,946	29,341,078	29,492,855	116,472,084
	<b>25</b> Contributions, gifts, grants paid	4,220,346			4,234,961
<b>26 Total expenses and disbursements.</b> Add lines 24 and 25	143,488,292	29,341,078	29,492,855	120,707,045	
<b>27</b> Subtract line 26 from line 12					
<b>a Excess of revenue over expenses and disbursements</b>	-19,137,406				
<b>b Net investment income</b> (if negative, enter -0-)		108,219,862			
<b>c Adjusted net income</b> (if negative, enter -0-)			13,670,384		

<b>Part II Balance Sheets</b> Attached schedules and amounts in the description column should be for end-of-year amounts only (See instructions)		Beginning of year	End of year	
		(a) Book Value	(b) Book Value	(c) Fair Market Value
<b>Assets</b>	<b>1</b> Cash—non-interest-bearing . . . . .	9,484,274	5,441,472	5,441,472
	<b>2</b> Savings and temporary cash investments . . . . .	97,888,063	70,876,267	70,841,438
	<b>3</b> Accounts receivable ▶ _____ Less allowance for doubtful accounts ▶ _____			
	<b>4</b> Pledges receivable ▶ _____ Less allowance for doubtful accounts ▶ _____			
	<b>5</b> Grants receivable . . . . .			
	<b>6</b> Receivables due from officers, directors, trustees, and other disqualified persons (attach schedule) (see instructions) . . . . .			
	<b>7</b> Other notes and loans receivable (attach schedule) ▶ _____ Less allowance for doubtful accounts ▶ _____			
	<b>8</b> Inventories for sale or use . . . . .			
	<b>9</b> Prepaid expenses and deferred charges . . . . .	1,132,571	1,466,892	1,466,892
	<b>10a</b> Investments—U S and state government obligations (attach schedule)	60,909,729	59,092,167	59,115,058
	<b>b</b> Investments—corporate stock (attach schedule) . . . . .	1,041,114,744	1,087,142,626	1,296,537,040
	<b>c</b> Investments—corporate bonds (attach schedule) . . . . .	257,995,467	245,438,334	257,246,002
	<b>11</b> Investments—land, buildings, and equipment basis ▶ _____ Less accumulated depreciation (attach schedule) ▶ _____			
	<b>12</b> Investments—mortgage loans . . . . .			
	<b>13</b> Investments—other (attach schedule) . . . . .	358,229,292	337,313,897	425,288,447
	<b>14</b> Land, buildings, and equipment basis ▶ <u>49,611,483</u> Less accumulated depreciation (attach schedule) ▶ <u>23,868,628</u>	26,787,893	25,742,855	24,333,422
<b>15</b> Other assets (describe ▶ _____)	2,087,313	2,672,610	2,672,610	
<b>16 Total assets</b> (to be completed by all filers—see the instructions Also, see page 1, item I)	1,855,629,346	1,835,187,120	2,142,942,381	
<b>Liabilities</b>	<b>17</b> Accounts payable and accrued expenses . . . . .	19,509,712	18,902,046	
	<b>18</b> Grants payable. . . . .	59,310	44,695	
	<b>19</b> Deferred revenue . . . . .			
	<b>20</b> Loans from officers, directors, trustees, and other disqualified persons			
	<b>21</b> Mortgages and other notes payable (attach schedule). . . . .			
	<b>22</b> Other liabilities (describe ▶ _____)	7,685,385	7,002,846	
	<b>23 Total liabilities</b> (add lines 17 through 22) . . . . .	27,254,407	25,949,587	
<b>Net Assets or Fund Balances</b>	<b>Foundations that follow SFAS 117, check here</b> <input checked="" type="checkbox"/> <b>and complete lines 24 through 26 and lines 30 and 31.</b>			
	<b>24</b> Unrestricted . . . . .	1,828,374,939	1,809,237,533	
	<b>25</b> Temporarily restricted . . . . .			
	<b>26</b> Permanently restricted . . . . .			
	<b>Foundations that do not follow SFAS 117, check here</b> <input type="checkbox"/> <b>and complete lines 27 through 31.</b>			
	<b>27</b> Capital stock, trust principal, or current funds . . . . .			
	<b>28</b> Paid-in or capital surplus, or land, bldg, and equipment fund			
<b>29</b> Retained earnings, accumulated income, endowment, or other funds				
<b>30 Total net assets or fund balances</b> (see instructions) . . . . .	1,828,374,939	1,809,237,533		
<b>31 Total liabilities and net assets/fund balances</b> (see instructions) .	1,855,629,346	1,835,187,120		

<b>Part III Analysis of Changes in Net Assets or Fund Balances</b>		
<b>1</b> Total net assets or fund balances at beginning of year—Part II, column (a), line 30 (must agree with end-of-year figure reported on prior year's return)	<b>1</b>	1,828,374,939
<b>2</b> Enter amount from Part I, line 27a . . . . .	<b>2</b>	-19,137,406
<b>3</b> Other increases not included in line 2 (itemize) ▶ _____	<b>3</b>	
<b>4</b> Add lines 1, 2, and 3 . . . . .	<b>4</b>	1,809,237,533
<b>5</b> Decreases not included in line 2 (itemize) ▶ _____	<b>5</b>	
<b>6</b> Total net assets or fund balances at end of year (line 4 minus line 5)—Part II, column (b), line 30 .	<b>6</b>	1,809,237,533

**Part IV Capital Gains and Losses for Tax on Investment Income**

(a) List and describe the kind(s) of property sold (e.g., real estate, 2-story brick warehouse, or common stock, 200 shs MLC Co)		(b) How acquired P—Purchase D—Donation	(c) Date acquired (mo, day, yr)	(d) Date sold (mo, day, yr)
<b>1a</b> See Additional Data Table				
<b>b</b>				
<b>c</b>				
<b>d</b>				
<b>e</b>				
(e) Gross sales price	(f) Depreciation allowed (or allowable)	(g) Cost or other basis plus expense of sale	(h) Gain or (loss) (e) plus (f) minus (g)	
<b>a</b> See Additional Data Table				
<b>b</b>				
<b>c</b>				
<b>d</b>				
<b>e</b>				
(i) F M V as of 12/31/69			(j) Adjusted basis as of 12/31/69	
(k) Excess of col (i) over col (j), if any			(l) Gains (Col (h) gain minus col (k), but not less than -0-) or Losses (from col (h))	
<b>a</b> See Additional Data Table				
<b>b</b>				
<b>c</b>				
<b>d</b>				
<b>e</b>				
<b>2</b> Capital gain net income or (net capital loss)			<b>2</b>	95,923,051
<b>3</b> Net short-term capital gain or (loss) as defined in sections 1222(5) and (6) If gain, also enter in Part I, line 8, column (c) (see instructions) If (loss), enter -0- in Part I, line 8				

**Part V Qualification Under Section 4940(e) for Reduced Tax on Net Investment Income**

(For optional use by domestic private foundations subject to the section 4940(a) tax on net investment income)

If section 4940(d)(2) applies, leave this part blank

Was the foundation liable for the section 4942 tax on the distributable amount of any year in the base period?  Yes  No  
 If "Yes," the foundation does not qualify under section 4940(e) Do not complete this part

**1** Enter the appropriate amount in each column for each year, see instructions before making any entries

(a) Base period years Calendar year (or tax year beginning in)	(b) Adjusted qualifying distributions	(c) Net value of noncharitable-use assets	(d) Distribution ratio (col (b) divided by col (c))
2015			
2014			
2013			
2012			
2011			
<b>2</b> Total of line 1, column (d)			<b>2</b>
<b>3</b> Average distribution ratio for the 5-year base period—divide the total on line 2 by 5, or by the number of years the foundation has been in existence if less than 5 years			<b>3</b>
<b>4</b> Enter the net value of noncharitable-use assets for 2016 from Part X, line 5			<b>4</b>
<b>5</b> Multiply line 4 by line 3			<b>5</b>
<b>6</b> Enter 1% of net investment income (1% of Part I, line 27b)			<b>6</b>
<b>7</b> Add lines 5 and 6			<b>7</b>
<b>8</b> Enter qualifying distributions from Part XII, line 4			<b>8</b>

If line 8 is equal to or greater than line 7, check the box in Part VI, line 1b, and complete that part using a 1% tax rate See the Part VI instructions

Part VI Excise Tax Based on Investment Income (Section 4940(a), 4940(b), 4940(e), or 4948—see instructions)

Table with 11 rows for excise tax calculation. Includes fields for exempt foundations, tax under section 511, subtitle A tax, and total tax due/overpayment. Includes sub-tables 6a-6d for 2016 estimated tax payments.

Part VII-A Statements Regarding Activities

Table with 10 rows for activity statements. Columns include question number, 'Yes', and 'No'. Questions cover political activities, unrelated business income, and substantial contributors.

Part VII-A Statements Regarding Activities (continued)

11 At any time during the year, did the foundation, directly or indirectly, own a controlled entity within the meaning of section 512(b)(13)? If "Yes," attach schedule (see instructions).
12 Did the foundation make a distribution to a donor advised fund over which the foundation or a disqualified person had advisory privileges? If "Yes," attach statement (see instructions)
13 Did the foundation comply with the public inspection requirements for its annual returns and exemption application? Website address www.casey.org
14 The books are in care of CASEY FAMILY PROGRAMS Telephone no (206) 282-7300
Located at 2001 EIGHTH AVE SUITE 2700 SEATTLE WA ZIP+4 981212641
15 Section 4947(a)(1) nonexempt charitable trusts filing Form 990-PF in lieu of Form 1041 - Check here and enter the amount of tax-exempt interest received or accrued during the year 15
16 At any time during calendar year 2016, did the foundation have an interest in or a signature or other authority over a bank, securities, or other financial account in a foreign country? See instructions for exceptions and filing requirements for FinCEN Form 114, Report of Foreign Bank and Financial Accounts (FBAR) If "Yes," enter the name of the foreign country

Part VII-B Statements Regarding Activities for Which Form 4720 May Be Required

File Form 4720 if any item is checked in the "Yes" column, unless an exception applies.
1a During the year did the foundation (either directly or indirectly)
(1) Engage in the sale or exchange, or leasing of property with a disqualified person?
(2) Borrow money from, lend money to, or otherwise extend credit to (or accept it from) a disqualified person?
(3) Furnish goods, services, or facilities to (or accept them from) a disqualified person?
(4) Pay compensation to, or pay or reimburse the expenses of, a disqualified person?
(5) Transfer any income or assets to a disqualified person (or make any of either available for the benefit or use of a disqualified person)?
(6) Agree to pay money or property to a government official? (Exception. Check "No" if the foundation agreed to make a grant to or to employ the official for a period after termination of government service, if terminating within 90 days).
b If any answer is "Yes" to 1a(1)-(6), did any of the acts fail to qualify under the exceptions described in Regulations section 53.4941(d)-3 or in a current notice regarding disaster assistance (see instructions)? Organizations relying on a current notice regarding disaster assistance check here.
c Did the foundation engage in a prior year in any of the acts described in 1a, other than excepted acts, that were not corrected before the first day of the tax year beginning in 2016?
2 Taxes on failure to distribute income (section 4942) (does not apply for years the foundation was a private operating foundation defined in section 4942(j)(3) or 4942(j)(5))
a At the end of tax year 2016, did the foundation have any undistributed income (lines 6d and 6e, Part XIII) for tax year(s) beginning before 2016? If "Yes," list the years 20, 20, 20, 20
b Are there any years listed in 2a for which the foundation is not applying the provisions of section 4942(a)(2) (relating to incorrect valuation of assets) to the year's undistributed income? (If applying section 4942(a)(2) to all years listed, answer "No" and attach statement-see instructions).
c If the provisions of section 4942(a)(2) are being applied to any of the years listed in 2a, list the years here 20, 20, 20, 20
3a Did the foundation hold more than a 2% direct or indirect interest in any business enterprise at any time during the year?
b If "Yes," did it have excess business holdings in 2016 as a result of (1) any purchase by the foundation or disqualified persons after May 26, 1969, (2) the lapse of the 5-year period (or longer period approved by the Commissioner under section 4943(c)(7)) to dispose of holdings acquired by gift or bequest, or (3) the lapse of the 10-, 15-, or 20-year first phase holding period?(Use Schedule C, Form 4720, to determine if the foundation had excess business holdings in 2016).
4a Did the foundation invest during the year any amount in a manner that would jeopardize its charitable purposes?
b Did the foundation make any investment in a prior year (but after December 31, 1969) that could jeopardize its charitable purpose that had not been removed from jeopardy before the first day of the tax year beginning in 2016?

**Part VII-B Statements Regarding Activities for Which Form 4720 May Be Required** (Continued)

**5a** During the year did the foundation pay or incur any amount to

**(1)** Carry on propaganda, or otherwise attempt to influence legislation (section 4945(e))?  Yes  No

**(2)** Influence the outcome of any specific public election (see section 4955), or to carry on, directly or indirectly, any voter registration drive?  Yes  No

**(3)** Provide a grant to an individual for travel, study, or other similar purposes?  Yes  No

**(4)** Provide a grant to an organization other than a charitable, etc., organization described in section 4945(d)(4)(A)? (see instructions).  Yes  No

**(5)** Provide for any purpose other than religious, charitable, scientific, literary, or educational purposes, or for the prevention of cruelty to children or animals?  Yes  No

**b** If any answer is "Yes" to 5a(1)–(5), did **any** of the transactions fail to qualify under the exceptions described in Regulations section 53.4945 or in a current notice regarding disaster assistance (see instructions)?  Yes  No

Organizations relying on a current notice regarding disaster assistance check here.  Yes  No

**c** If the answer is "Yes" to question 5a(4), does the foundation claim exemption from the tax because it maintained expenditure responsibility for the grant?  Yes  No

If "Yes," attach the statement required by Regulations section 53.4945–5(d)

**6a** Did the foundation, during the year, receive any funds, directly or indirectly, to pay premiums on a personal benefit contract?  Yes  No

**b** Did the foundation, during the year, pay premiums, directly or indirectly, on a personal benefit contract?  Yes  No

If "Yes" to 6b, file Form 8870

**7a** At any time during the tax year, was the foundation a party to a prohibited tax shelter transaction?  Yes  No

**b** If yes, did the foundation receive any proceeds or have any net income attributable to the transaction?  Yes  No

**Part VIII Information About Officers, Directors, Trustees, Foundation Managers, Highly Paid Employees, and Contractors**

**1 List all officers, directors, trustees, foundation managers and their compensation (see instructions).**

(a) Name and address	Title, and average hours per week (b) devoted to position	(c) Compensation (If not paid, enter -0-)	(d) Contributions to employee benefit plans and deferred compensation	(e) Expense account, other allowances
See Additional Data Table				

**2 Compensation of five highest-paid employees (other than those included on line 1—see instructions). If none, enter "NONE."**

(a) Name and address of each employee paid more than \$50,000	Title, and average hours per week (b) devoted to position	(c) Compensation	(d) Contributions to employee benefit plans and deferred compensation	(e) Expense account, other allowances
DAVID B SANDERS 2001 EIGHTH AVE 2700 SEATTLE, WA 98121	EVP SYSTEMS IMPROVMT 40 0	548,195	55,750	0
KEI YAMAMOTO 2001 EIGHTH AVE 2700 SEATTLE, WA 98121	DIRECTOR INVESTMENTS 40 0	493,909	55,750	0
DAVID A DANIELSON 2001 EIGHTH AVE 2700 SEATTLE, WA 98121	EVP OF ADMIN & CFO 40 0	447,498	55,750	0
MARVA HAMMONS 2001 EIGHTH AVE 2700 SEATTLE, WA 98121	EVP CHILD FAMILY SRV 40 0	406,627	55,750	0
CHRISTOPHER T YEBUAH 2001 EIGHTH AVE 2700 SEATTLE, WA 98121	DIRECTOR INVESTMENTS 40 0	389,270	55,750	0

**Total** number of other employees paid over \$50,000.  Yes  No 375

**Part VIII Information About Officers, Directors, Trustees, Foundation Managers, Highly Paid Employees, and Contractors (continued)**

<b>3 Five highest-paid independent contractors for professional services (see instructions). If none, enter "NONE".</b>		
<b>(a) Name and address of each person paid more than \$50,000</b>	<b>(b) Type of service</b>	<b>(c) Compensation</b>
BNY - Mellon One Wall Street 32 Floor NEW YORK, NY 10277	Investment Custodian	1,022,556
Arrowstreet 200 Clarendon Street 30th Floor BOSTON, MA 02116	Investment Manager	928,955
Marathon - London 801 S Canal St CHICAGO, IL 60607	Investment Manager	768,686
Burgundy Asset Management 181 BAY STREET SUITE 4510 TORONTO, ONTARIO M5J 2T3 CA	Investment Manager	610,487
GlenRock Capital Advisors 767 3rd Ave NEW YORK, NY 10017	Investment Manager	550,000
<b>Total number of others receiving over \$50,000 for professional services.</b>		<b>30</b>

**Part IX-A Summary of Direct Charitable Activities**

List the foundation's four largest direct charitable activities during the tax year. Include relevant statistical information such as the number of organizations and other beneficiaries served, conferences convened, research papers produced, etc.	Expenses
<b>1</b> WE OFFER ONGOING STRATEGIC CONSULTATION TECHNICAL ASSISTANCE AND DATA ANALYSIS AT NO COST TO CHILD WELFARE AGENCIES, POLICYMAKERS, COURTS AND TRIBES ACROSS AMERICA	54,569,327
<b>2</b> WE SHARE WHAT WE LEARN BY PROVIDING DIRECT SERVICES TO 1,400 CHILDREN AND FAMILIES THROUGH COMMUNITY-BASED OFFICES AND WE WORK COLLABORATIVELY WITH CHILD WELFARE SYSTEMS AND COURTS	30,456,378
<b>3</b> WE CONDUCT RESEARCH ON CHILD WELFARE PROGRAMS, PROVIDE SCHOLARSHIPS TO FOSTER YOUTH, AND EDUCATE POLICYMAKERS ABOUT CHILD WELFARE ISSUES	18,429,657
<b>4</b>	

**Part IX-B Summary of Program-Related Investments (see instructions)**

Describe the two largest program-related investments made by the foundation during the tax year on lines 1 and 2	Amount
<b>1</b>	
<b>2</b>	
All other program-related investments See instructions	
<b>3</b>	
<b>Total.</b> Add lines 1 through 3	

**Part X Minimum Investment Return** (All domestic foundations must complete this part. Foreign foundations, see instructions.)

<b>1</b>	Fair market value of assets not used (or held for use) directly in carrying out charitable, etc., purposes		
<b>a</b>	Average monthly fair market value of securities.	<b>1a</b>	1,568,378,763
<b>b</b>	Average of monthly cash balances.	<b>1b</b>	99,859,035
<b>c</b>	Fair market value of all other assets (see instructions).	<b>1c</b>	430,657,755
<b>d</b>	<b>Total</b> (add lines 1a, b, and c).	<b>1d</b>	2,098,895,553
<b>e</b>	Reduction claimed for blockage or other factors reported on lines 1a and 1c (attach detailed explanation).	<b>1e</b>	
<b>2</b>	Acquisition indebtedness applicable to line 1 assets.	<b>2</b>	0
<b>3</b>	Subtract line 2 from line 1d.	<b>3</b>	2,098,895,553
<b>4</b>	Cash deemed held for charitable activities. Enter 1 1/2% of line 3 (for greater amount, see instructions).	<b>4</b>	31,483,433
<b>5</b>	<b>Net value of noncharitable-use assets.</b> Subtract line 4 from line 3. Enter here and on Part V, line 4.	<b>5</b>	2,067,412,120
<b>6</b>	<b>Minimum investment return.</b> Enter 5% of line 5.	<b>6</b>	103,370,606

**Part XI Distributable Amount** (see instructions) (Section 4942(j)(3) and (j)(5) private operating foundations and certain foreign organizations check here  and do not complete this part.)

<b>1</b>	Minimum investment return from Part X, line 6.	<b>1</b>	
<b>2a</b>	Tax on investment income for 2016 from Part VI, line 5.	<b>2a</b>	
<b>b</b>	Income tax for 2016 (This does not include the tax from Part VI).	<b>2b</b>	
<b>c</b>	Add lines 2a and 2b.	<b>2c</b>	
<b>3</b>	Distributable amount before adjustments. Subtract line 2c from line 1.	<b>3</b>	
<b>4</b>	Recoveries of amounts treated as qualifying distributions.	<b>4</b>	
<b>5</b>	Add lines 3 and 4.	<b>5</b>	
<b>6</b>	Deduction from distributable amount (see instructions).	<b>6</b>	
<b>7</b>	<b>Distributable amount</b> as adjusted. Subtract line 6 from line 5. Enter here and on Part XIII, line 1.	<b>7</b>	

**Part XII Qualifying Distributions** (see instructions)

<b>1</b>	Amounts paid (including administrative expenses) to accomplish charitable, etc., purposes		
<b>a</b>	Expenses, contributions, gifts, etc.—total from Part I, column (d), line 26.	<b>1a</b>	120,707,045
<b>b</b>	Program-related investments—total from Part IX-B.	<b>1b</b>	0
<b>2</b>	Amounts paid to acquire assets used (or held for use) directly in carrying out charitable, etc., purposes.	<b>2</b>	1,699,949
<b>3</b>	Amounts set aside for specific charitable projects that satisfy the		
<b>a</b>	Suitability test (prior IRS approval required).	<b>3a</b>	0
<b>b</b>	Cash distribution test (attach the required schedule).	<b>3b</b>	0
<b>4</b>	<b>Qualifying distributions.</b> Add lines 1a through 3b. Enter here and on Part V, line 8, and Part XIII, line 4.	<b>4</b>	122,406,994
<b>5</b>	Foundations that qualify under section 4940(e) for the reduced rate of tax on net investment income. Enter 1% of Part I, line 27b (see instructions).	<b>5</b>	
<b>6</b>	<b>Adjusted qualifying distributions.</b> Subtract line 5 from line 4.	<b>6</b>	122,406,994

**Note:** The amount on line 6 will be used in Part V, column (b), in subsequent years when calculating whether the foundation qualifies for the section 4940(e) reduction of tax in those years.



**Part XIII Undistributed Income** (see instructions)

	(a) Corpus	(b) Years prior to 2015	(c) 2015	(d) 2016
<b>1</b> Distributable amount for 2016 from Part XI, line 7				0
<b>2</b> Undistributed income, if any, as of the end of 2016				
<b>a</b> Enter amount for 2015 only. . . . .			0	
<b>b</b> Total for prior years 2014, 2013, 2012		0		
<b>3</b> Excess distributions carryover, if any, to 2016				
<b>a</b> From 2011. . . . .				
<b>b</b> From 2012. . . . .				
<b>c</b> From 2013. . . . .				
<b>d</b> From 2014. . . . .				
<b>e</b> From 2015. . . . .				
<b>f</b> Total of lines 3a through e. . . . .				
<b>4</b> Qualifying distributions for 2016 from Part XII, line 4 ▶ \$ _____				
<b>a</b> Applied to 2015, but not more than line 2a			0	
<b>b</b> Applied to undistributed income of prior years (Election required—see instructions). . . . .				
<b>c</b> Treated as distributions out of corpus (Election required—see instructions). . . . .				
<b>d</b> Applied to 2016 distributable amount. . . . .				
<b>e</b> Remaining amount distributed out of corpus	0			
<b>5</b> Excess distributions carryover applied to 2016 (If an amount appears in column (d), the same amount must be shown in column (a) )				
<b>6</b> Enter the net total of each column as indicated below:				
<b>a</b> Corpus Add lines 3f, 4c, and 4e Subtract line 5	0			
<b>b</b> Prior years' undistributed income Subtract line 4b from line 2b . . . . .		0		
<b>c</b> Enter the amount of prior years' undistributed income for which a notice of deficiency has been issued, or on which the section 4942(a) tax has been previously assessed. . . . .				
<b>d</b> Subtract line 6c from line 6b Taxable amount—see instructions . . . . .		0		
<b>e</b> Undistributed income for 2015 Subtract line 4a from line 2a Taxable amount—see instructions . . . . .			0	
<b>f</b> Undistributed income for 2016 Subtract lines 4d and 5 from line 1 This amount must be distributed in 2017 . . . . .				0
<b>7</b> Amounts treated as distributions out of corpus to satisfy requirements imposed by section 170(b)(1)(F) or 4942(g)(3) (Election may be required - see instructions). . . . .				
<b>8</b> Excess distributions carryover from 2011 not applied on line 5 or line 7 (see instructions). . . . .				
<b>9</b> Excess distributions carryover to 2017. Subtract lines 7 and 8 from line 6a . . . . .	0			
<b>10</b> Analysis of line 9				
<b>a</b> Excess from 2012. . . . .				
<b>b</b> Excess from 2013. . . . .				
<b>c</b> Excess from 2014. . . . .				
<b>d</b> Excess from 2015. . . . .				
<b>e</b> Excess from 2016. . . . .	0			

**Part XIV Private Operating Foundations** (see instructions and Part VII-A, question 9)

**1a** If the foundation has received a ruling or determination letter that it is a private operating foundation, and the ruling is effective for 2016, enter the date of the ruling. . . . . 1972-05-25

**b** Check box to indicate whether the organization is a private operating foundation described in section  4942(j)(3) or  4942(j)(5)

	Tax year	Prior 3 years			<b>(e) Total</b>
	<b>(a) 2016</b>	<b>(b) 2015</b>	<b>(c) 2014</b>	<b>(d) 2013</b>	
<b>2a</b> Enter the lesser of the adjusted net income from Part I or the minimum investment return from Part X for each year listed . . . . .	13,670,384	19,454,913	51,459,393	50,697,273	135,281,963
<b>b</b> 85% of line 2a . . . . .	11,619,826	16,536,676	43,740,484	43,092,682	114,989,668
<b>c</b> Qualifying distributions from Part XII, line 4 for each year listed . . . . .	122,406,994	116,417,387	111,578,718	107,693,346	458,096,445
<b>d</b> Amounts included in line 2c not used directly for active conduct of exempt activities . . . . .	4,234,961	4,102,774	2,394,680	2,507,476	13,239,891
<b>e</b> Qualifying distributions made directly for active conduct of exempt activities Subtract line 2d from line 2c . . . . .	118,172,033	112,314,613	109,184,038	105,185,870	444,856,554
<b>3</b> Complete 3a, b, or c for the alternative test relied upon					
<b>a</b> "Assets" alternative test—enter					
<b>(1)</b> Value of all assets . . . . .					
<b>(2)</b> Value of assets qualifying under section 4942(j)(3)(B)(i)					0
<b>b</b> "Endowment" alternative test— enter 2/3 of minimum investment return shown in Part X, line 6 for each year listed. . . . .	68,913,737	72,059,798	73,310,311	69,515,563	283,799,409
<b>c</b> "Support" alternative test—enter					
<b>(1)</b> Total support other than gross investment income (interest, dividends, rents, payments on securities loans (section 512(a)(5)), or royalties) . . . . .					0
<b>(2)</b> Support from general public and 5 or more exempt organizations as provided in section 4942(j)(3)(B)(iii). . . . .					0
<b>(3)</b> Largest amount of support from an exempt organization					0
<b>(4)</b> Gross investment income					0

**Part XV Supplementary Information (Complete this part only if the organization had \$5,000 or more in assets at any time during the year—see instructions.)**

**1 Information Regarding Foundation Managers:**

**a** List any managers of the foundation who have contributed more than 2% of the total contributions received by the foundation before the close of any tax year (but only if they have contributed more than \$5,000) (See section 507(d)(2) )  
NONE

**b** List any managers of the foundation who own 10% or more of the stock of a corporation (or an equally large portion of the ownership of a partnership or other entity) of which the foundation has a 10% or greater interest  
NONE

**2 Information Regarding Contribution, Grant, Gift, Loan, Scholarship, etc., Programs:**

Check here  if the foundation only makes contributions to preselected charitable organizations and does not accept unsolicited requests for funds. If the foundation makes gifts, grants, etc (see instructions) to individuals or organizations under other conditions, complete items 2a, b, c, and d

**a** The name, address, and telephone number or email address of the person to whom applications should be addressed

---

**b** The form in which applications should be submitted and information and materials they should include

---

**c** Any submission deadlines

---

**d** Any restrictions or limitations on awards, such as by geographical areas, charitable fields, kinds of institutions, or other factors

**Part XV** **Supplementary Information** (continued)**3 Grants and Contributions Paid During the Year or Approved for Future Payment**

Recipient	If recipient is an individual, show any relationship to any foundation manager or substantial contributor	Foundation status of recipient	Purpose of grant or contribution	Amount
Name and address (home or business)				
<b>a</b> <i>Paid during the year</i> See Additional Data Table				
<b>Total . . . . .</b> ▶ <b>3a</b>				4,234,961
<b>b</b> <i>Approved for future payment</i> See Additional Data Table				
<b>Total . . . . .</b> ▶ <b>3b</b>				44,695





**Form 990PF Part IV - Capital Gains and Losses for Tax on Investment Income - Columns a - d**

List and describe the kind(s) of property sold (e.g., real estate, (a) 2-story brick warehouse, or common stock, 200 shs MLC Co )	(b) How acquired P—Purchase D—Donation	(c) Date acquired (mo , day, yr )	(d) Date sold (mo , day, yr )
PUBLICLY TRADED SECURITIES ST	P		
PUBLICLY TRADED SECURITIES-LT	P		
ABRY ASF II	P		
ABRY ASF III			
AG REALTY	P		
ALCION RE II	P		
ALCION RE III	P		
ARROWSTREET CAPITAL	P		
AXIOM ASIA FUND II	P		
BLACKROCK ACWI EX-US	P		

**Form 990PF Part IV - Capital Gains and Losses for Tax on Investment Income - Columns e - h**

(e) Gross sales price	(f) Depreciation allowed (or allowable)	(g) Cost or other basis plus expense of sale	(h) Gain or (loss) (e) plus (f) minus (g)
926,272,649		930,039,445	-3,766,796
267,615,214		199,502,477	68,112,737
36,020			36,020
12,625			12,625
		3,733	-3,733
		28	-28
676			676
		4,761,724	-4,761,724
15,800			15,800
28,801			28,801

**Form 990PF Part IV - Capital Gains and Losses for Tax on Investment Income - Columns i - l**

Complete only for assets showing gain in column (h) and owned by the foundation on 12/31/69			(l) Gains (Col (h) gain minus col (k), but not less than -0-) or Losses (from col (h))
(i) F M V as of 12/31/69	(j) Adjusted basis as of 12/31/69	(k) Excess of col (i) over col (j), if any	
			-3,766,796
			68,112,737
			36,020
			12,625
			-3,733
			-28
			676
			-4,761,724
			15,800
			28,801

**Form 990PF Part IV - Capital Gains and Losses for Tax on Investment Income - Columns a - d**

List and describe the kind(s) of property sold (e.g., real estate, (a) 2-story brick warehouse, or common stock, 200 shs MLC Co.)	(b) How acquired P—Purchase D—Donation	(c) Date acquired (mo, day, yr)	(d) Date sold (mo, day, yr)
BLACKROCK MSCI CANADA	P		
BLACKROCK RUSSELL 1000 VALUE	P		
BLACKROCK RUSSELL 2000 GROWTH	P		
BLACKROCK RUSSELL 3000 INDEX	P		
BLACKROCK US DEBT INDEX FUND B	P		
BLACKROCK EAFE EQUITY	P		
CEDAR ROCK CAPITAL PARTNERS			
GENESIS EMERGING MARKETS			
NEW - GRAMERCY			
GREENFIELD VII	P		

**Form 990PF Part IV - Capital Gains and Losses for Tax on Investment Income - Columns e - h**

(e) Gross sales price	(f) Depreciation allowed (or allowable)	(g) Cost or other basis plus expense of sale	(h) Gain or (loss) (e) plus (f) minus (g)
5,759			5,759
3,580			3,580
		25,370	-25,370
		1,146	-1,146
		34,891	-34,891
		1,677	-1,677
		183	-183
56,384			56,384
		225,140	-225,140
1,507			1,507

**Form 990PF Part IV - Capital Gains and Losses for Tax on Investment Income - Columns i - l**

Complete only for assets showing gain in column (h) and owned by the foundation on 12/31/69			(l) Gains (Col (h) gain minus col (k), but not less than -0-) or Losses (from col (h))
(i) F M V as of 12/31/69	(j) Adjusted basis as of 12/31/69	(k) Excess of col (i) over col (j), if any	
			5,759
			3,580
			-25,370
			-1,146
			-34,891
			-1,677
			-183
			56,384
			-225,140
			1,507

**Form 990PF Part IV - Capital Gains and Losses for Tax on Investment Income - Columns a - d**

List and describe the kind(s) of property sold (e.g., real estate, (a) 2-story brick warehouse, or common stock, 200 shs MLC Co.)	(b) How acquired P—Purchase D—Donation	(c) Date acquired (mo., day, yr.)	(d) Date sold (mo., day, yr.)
HORSLEY BRIDGE IX	P		
HORSLEY BRIDGE INTL V			
HORSLEY BRIDGE XI			
HOSKING GLOBAL	P		
JOHNSTON INTL EQ	P		
JORDAN- RESOLUTE II	P		
JP MORGAN US LARGE CAP 130/30	P		
KILTREAN	P		
MARATHON LONDON INTL INV TRUST	P		
MONDRIAN EM SMALL CAP	P		

**Form 990PF Part IV - Capital Gains and Losses for Tax on Investment Income - Columns e - h**

(e) Gross sales price	(f) Depreciation allowed (or allowable)	(g) Cost or other basis plus expense of sale	(h) Gain or (loss) (e) plus (f) minus (g)
6,560			6,560
		6,603	-6,603
132			132
9,776,233		9,748,395	27,838
10,476,812		11,142,366	-665,554
886			886
		3,696,000	-3,696,000
1,725,395			1,725,395
172,052			172,052
		12,148	-12,148

**Form 990PF Part IV - Capital Gains and Losses for Tax on Investment Income - Columns i - l**

Complete only for assets showing gain in column (h) and owned by the foundation on 12/31/69			(l) Gains (Col. (h) gain minus col. (k), but not less than -0-) or Losses (from col. (h))
(i) F M V as of 12/31/69	(j) Adjusted basis as of 12/31/69	(k) Excess of col. (i) over col. (j), if any	
			6,560
			-6,603
			132
			27,838
			-665,554
			886
			-3,696,000
			1,725,395
			172,052
			-12,148



**Form 990PF Part IV - Capital Gains and Losses for Tax on Investment Income - Columns a - d**

List and describe the kind(s) of property sold (e.g., real estate, (a) 2-story brick warehouse, or common stock, 200 shs MLC Co.)	(b) How acquired P—Purchase D—Donation	(c) Date acquired (mo, day, yr)	(d) Date sold (mo, day, yr)
OAKTREE MEZZ	P		
OCM OPPORTUNITIES VIIB	P		
PRIMECAP STK ODYSSEY	P		
PUGH LONG DURATION	P		
PZENA	P		
RENAISSANCE ALPHA FUND	P		
SIGULER GUFF			
SPLIT ROCK PARTNERS II	P		
SSGA TIPS	P		
STEPSTONE PIONEER	P		

**Form 990PF Part IV - Capital Gains and Losses for Tax on Investment Income - Columns e - h**

(e) Gross sales price	(f) Depreciation allowed (or allowable)	(g) Cost or other basis plus expense of sale	(h) Gain or (loss) (e) plus (f) minus (g)
949,818		865,000	84,818
		1,772	-1,772
52,674			52,674
43,530,228		43,197,609	332,619
49,794,660		48,692,230	1,102,430
		2,685,808	-2,685,808
9,178			9,178
10,786			10,786
19,605			19,605
		42,990	-42,990

**Form 990PF Part IV - Capital Gains and Losses for Tax on Investment Income - Columns i - l**

Complete only for assets showing gain in column (h) and owned by the foundation on 12/31/69			(l) Gains (Col (h) gain minus col (k), but not less than -0-) or Losses (from col (h))
(i) F M V as of 12/31/69	(j) Adjusted basis as of 12/31/69	(k) Excess of col (i) over col (j), if any	
			84,818
			-1,772
			52,674
			332,619
			1,102,430
			-2,685,808
			9,178
			10,786
			19,605
			-42,990

**Form 990PF Part IV - Capital Gains and Losses for Tax on Investment Income - Columns a - d**

List and describe the kind(s) of property sold (e.g., real estate, (a) 2-story brick warehouse, or common stock, 200 shs MLC Co.)	(b) How acquired P—Purchase D—Donation	(c) Date acquired (mo., day, yr.)	(d) Date sold (mo., day, yr.)
VIVO CAPITAL VIII			
WAYSATA	P		
YORKTOWN			
SECTION 1256 GAINS/LOSSES	P		
ABRY VII			
ABRY VIII			
ACTIS IV GLOBAL	P		
ADRIAN LEE CURRENCY			
AG REALTY			
ALCION RE II			

**Form 990PF Part IV - Capital Gains and Losses for Tax on Investment Income - Columns e - h**

(e) Gross sales price	(f) Depreciation allowed (or allowable)	(g) Cost or other basis plus expense of sale	(h) Gain or (loss) (e) plus (f) minus (g)
263,085			263,085
		167	-167
164		6,595	-6,431
		385,474	-385,474
773,726			773,726
		14,550	-14,550
137,000			137,000
14,611,262		14,528,442	82,820
29,663		12,881	16,782
3,382,108			3,382,108

**Form 990PF Part IV - Capital Gains and Losses for Tax on Investment Income - Columns i - l**

Complete only for assets showing gain in column (h) and owned by the foundation on 12/31/69			(l) Gains (Col. (h) gain minus col. (k), but not less than -0-) or Losses (from col. (h))
(i) F M V as of 12/31/69	(j) Adjusted basis as of 12/31/69	(k) Excess of col. (i) over col. (j), if any	
			263,085
			-167
			-6,431
			-385,474
			773,726
			-14,550
			137,000
			82,820
			16,782
			3,382,108

**Form 990PF Part IV - Capital Gains and Losses for Tax on Investment Income - Columns a - d**

(a) List and describe the kind(s) of property sold (e.g., real estate, 2-story brick warehouse, or common stock, 200 shs MLC Co)	(b) How acquired P—Purchase D—Donation	(c) Date acquired (mo, day, yr)	(d) Date sold (mo, day, yr)
ALCION III-A			
AMERPERSAND 2011			
ARROWSTREET CAPITAL			
AXIOM ASIA FUND II			
BLACKROCK ACWI EX-US			
BLACKROCK MSCI CANADA			
BLACKROCK 1000			
BLACKROCK RUSSELL 2000 GROWTH			
BLACKROCK RUSSELL 3000 INDEX			
BLACKROCK US DEBT INDEX FUND B			

**Form 990PF Part IV - Capital Gains and Losses for Tax on Investment Income - Columns e - h**

(e) Gross sales price	(f) Depreciation allowed (or allowable)	(g) Cost or other basis plus expense of sale	(h) Gain or (loss) (e) plus (f) minus (g)
4,849			4,849
4,965,467			4,965,467
1,964,781			1,964,781
827,719			827,719
251,365			251,365
		11,974	-11,974
83,496			83,496
40,709			40,709
		55,366	-55,366
		16,828	-16,828

**Form 990PF Part IV - Capital Gains and Losses for Tax on Investment Income - Columns i - l**

Complete only for assets showing gain in column (h) and owned by the foundation on 12/31/69			(I) Gains (Col (h) gain minus col (k), but not less than -0-) or Losses (from col (h))
(i) FMV as of 12/31/69	(j) Adjusted basis as of 12/31/69	(k) Excess of col (i) over col (j), if any	
			4,849
			4,965,467
			1,964,781
			827,719
			251,365
			-11,974
			83,496
			40,709
			-55,366
			-16,828

**Form 990PF Part IV - Capital Gains and Losses for Tax on Investment Income - Columns a - d**

List and describe the kind(s) of property sold (e.g., real estate, (a) 2-story brick warehouse, or common stock, 200 shs MLC Co.)	(b) How acquired P—Purchase D—Donation	(c) Date acquired (mo, day, yr)	(d) Date sold (mo, day, yr)
BLACKROCK EAFE EQUITY			
CEDAR ROCK CAPITAL			
CHARLESBANK VII			
CI CAPITAL II			
GENESIS EMERGING MARKETS			
GRAMERCY			
GREENFIELD VI			
GREENFIELD VII			
GS VINTAGE IV			
GS VINTAGE V			

**Form 990PF Part IV - Capital Gains and Losses for Tax on Investment Income - Columns e - h**

(e) Gross sales price	(f) Depreciation allowed (or allowable)	(g) Cost or other basis plus expense of sale	(h) Gain or (loss) (e) plus (f) minus (g)
5,198			5,198
		9,925	-9,925
1,105,375			1,105,375
157,567			157,567
		1,455,947	-1,455,947
		3,372	-3,372
1,231,736			1,231,736
293,294			293,294
		13	-13
84,829			84,829

**Form 990PF Part IV - Capital Gains and Losses for Tax on Investment Income - Columns i - l**

Complete only for assets showing gain in column (h) and owned by the foundation on 12/31/69			(l) Gains (Col (h) gain minus col (k), but not less than -0-) or Losses (from col (h))
(i) F M V as of 12/31/69	(j) Adjusted basis as of 12/31/69	(k) Excess of col (i) over col (j), if any	
			5,198
			-9,925
			1,105,375
			157,567
			-1,455,947
			-3,372
			1,231,736
			293,294
			-13
			84,829

**Form 990PF Part IV - Capital Gains and Losses for Tax on Investment Income - Columns a - d**

List and describe the kind(s) of property sold (e.g., real estate, (a) 2-story brick warehouse, or common stock, 200 shs MLC Co )	(b) How acquired P—Purchase D—Donation	(c) Date acquired (mo, day, yr)	(d) Date sold (mo, day, yr)
H/2 CORE RE DEBT			
H/2 CREDIT PARTNERS			
HELLMAN & FRIEDMAN VI			
HORSLEY BRIDGE IX			
HORSLEY BRIDGE INTL V			
HORSLEY BRIDGE XI			
HOSKING GLOBAL			
INVESCO ASIA REAL ESTATE II			
INVESCO CORE REAL ESTATE			
INVECO REAL ESTATE FUND II			

**Form 990PF Part IV - Capital Gains and Losses for Tax on Investment Income - Columns e - h**

(e) Gross sales price	(f) Depreciation allowed (or allowable)	(g) Cost or other basis plus expense of sale	(h) Gain or (loss) (e) plus (f) minus (g)
109,437			109,437
1,186,216			1,186,216
227,773			227,773
2,085,758			2,085,758
929,051			929,051
30,754			30,754
13,411,562		13,685,184	-273,622
1,507,405			1,507,405
71,037			71,037
1,388,410			1,388,410

**Form 990PF Part IV - Capital Gains and Losses for Tax on Investment Income - Columns i - l**

Complete only for assets showing gain in column (h) and owned by the foundation on 12/31/69			(l) Gains (Col (h) gain minus col (k), but not less than -0-) or Losses (from col (h))
(i) F M V as of 12/31/69	(j) Adjusted basis as of 12/31/69	(k) Excess of col (i) over col (j), if any	
			109,437
			1,186,216
			227,773
			2,085,758
			929,051
			30,754
			-273,622
			1,507,405
			71,037
			1,388,410

**Form 990PF Part IV - Capital Gains and Losses for Tax on Investment Income - Columns a - d**

List and describe the kind(s) of property sold (e.g., real estate, (a) 2-story brick warehouse, or common stock, 200 shs MLC Co )	(b) How acquired P—Purchase D—Donation	(c) Date acquired (mo, day, yr)	(d) Date sold (mo, day, yr)
JPM LARGE CAP			
JOHNSTON INTL EQ			
JORDAN- RESOLUTE II			
KILTREAN			
MARATHON LONDON INTL INV TRUST			
MESA WEST III			
MONDRIAN EM			
OAKTREE EURO FUND III			
OCM OPPORTUNITIES VII			
OCM OPPORTUNITIES VIIB			

**Form 990PF Part IV - Capital Gains and Losses for Tax on Investment Income - Columns e - h**

(e) Gross sales price	(f) Depreciation allowed (or allowable)	(g) Cost or other basis plus expense of sale	(h) Gain or (loss) (e) plus (f) minus (g)
924,897			924,897
9,472,539		10,593,455	-1,120,916
610,610			610,610
2,232,887			2,232,887
2,245,459			2,245,459
8,713			8,713
		1,005,814	-1,005,814
490,927		822,434	-331,507
		21,337	-21,337
		17,757	-17,757

**Form 990PF Part IV - Capital Gains and Losses for Tax on Investment Income - Columns i - l**

Complete only for assets showing gain in column (h) and owned by the foundation on 12/31/69			(I) Gains (Col (h) gain minus col (k), but not less than -0-) or Losses (from col (h))
(i) F M V as of 12/31/69	(j) Adjusted basis as of 12/31/69	(k) Excess of col (i) over col (j), if any	
			924,897
			-1,120,916
			610,610
			2,232,887
			2,245,459
			8,713
			-1,005,814
			-331,507
			-21,337
			-17,757

**Form 990PF Part IV - Capital Gains and Losses for Tax on Investment Income - Columns a - d**

List and describe the kind(s) of property sold (e.g., real estate, (a) 2-story brick warehouse, or common stock, 200 shs MLC Co )	(b) How acquired P—Purchase D—Donation	(c) Date acquired (mo , day, yr )	(d) Date sold (mo , day, yr )
PATRON CAPITAL IV			
PATRON CAPITAL V			
PRIMECAP STK ODYSSEY			
PRISA LP			
PUGH LONG DURATION			
RENAISSANCE ALPHA FUND			
SIGULAR GUFF			
SPLIT ROCK II			
SSGA US TIPS INDEX			
STEPSTONE PIONEER			

**Form 990PF Part IV - Capital Gains and Losses for Tax on Investment Income - Columns e - h**

(e) Gross sales price	(f) Depreciation allowed (or allowable)	(g) Cost or other basis plus expense of sale	(h) Gain or (loss) (e) plus (f) minus (g)
116,048			116,048
		82	-82
25,258,435		13,642,334	11,616,101
47,632			47,632
9,988,397		9,460,417	527,980
477,806			477,806
192,830			192,830
861,032			861,032
271,897			271,897
192,704			192,704

**Form 990PF Part IV - Capital Gains and Losses for Tax on Investment Income - Columns i - l**

Complete only for assets showing gain in column (h) and owned by the foundation on 12/31/69			(l) Gains (Col (h) gain minus col (k), but not less than -0-) or Losses (from col (h))
(i) F M V as of 12/31/69	(j) Adjusted basis as of 12/31/69	(k) Excess of col (i) over col (j), if any	
			116,048
			-82
			11,616,101
			47,632
			527,980
			477,806
			192,830
			861,032
			271,897
			192,704

**Form 990PF Part IV - Capital Gains and Losses for Tax on Investment Income - Columns a - d**

List and describe the kind(s) of property sold (e.g., real estate, (a) 2-story brick warehouse, or common stock, 200 shs MLC Co.)	(b) How acquired P—Purchase D—Donation	(c) Date acquired (mo., day, yr.)	(d) Date sold (mo., day, yr.)
TRUSTBRIDGE			
VIVO VENTURES VII			
VIVO VENTURES VIII			
WESTERN ASSET MACRO OPP			
WAYZATA (INCLUDES LT AND SECTION 1231 GAIN)			
YORKTOWN (INCLUDES SECTION 1231 GAIN)			
SECTION 1256 GAINS/LOSSES FROM K-1	P		

**Form 990PF Part IV - Capital Gains and Losses for Tax on Investment Income - Columns e - h**

(e) Gross sales price	(f) Depreciation allowed (or allowable)	(g) Cost or other basis plus expense of sale	(h) Gain or (loss) (e) plus (f) minus (g)
697,841			697,841
444,752			444,752
76,611			76,611
282,146		263,739	18,407
574,311			574,311
		1,221	-1,221
		578,210	-578,210

**Form 990PF Part IV - Capital Gains and Losses for Tax on Investment Income - Columns i - l**











Complete only for assets showing gain in column (h) and owned by the foundation on 12/31/69			(l) Gains (Col. (h) gain minus col. (k), but not less than -0-) or Losses (from col. (h))
(i) F M V as of 12/31/69	(j) Adjusted basis as of 12/31/69	(k) Excess of col. (i) over col. (j), if any	
			697,841
			444,752
			76,611
			18,407
			574,311
			-1,221
			-578,210



**Form 990PF Part VII-A Line 8a**

Enter the states to which the foundation reports or with which it is registered	AL, AK, AZ, CA, CO, CT, DE, DC, AK, FL, GA, HI, ID, IL, IN, IA, KS, KY, LA, ME, MD, MA, MI, MN, MS, MO, MT, NE, NV, NH, NJ, NM, NY, NC, ND, OH, OK, OR, PA, RI, SC, SD, TN, TX, UT, VT, VA, WA, WV, WI, WY
---	--

**Form 990PF Part VIII Line 1 - List all officers, directors, trustees, foundation managers and their compensation**

(a) Name and address	Title, and average hours per week (b) devoted to position	(c) Compensation (If not paid, enter -0-)	(d) Contributions to employee benefit plans and deferred compensation	Expense account, (e) other allowances
David C Mills  2001 EIGHTH AVE SUITE 2700 Seattle, WA 981212641	Chair 20 0	171,500	0	0
Joan B Poliak  2001 EIGHTH AVE SUITE 2700 Seattle, WA 981212641	Vice Chair 17 0	160,000	0	0
Sharon L McDaniel  2001 EIGHTH AVE SUITE 2700 Seattle, WA 981212641	Treasurer 15 0	160,000	0	0
Amenca Y Bracho  2001 EIGHTH AVE SUITE 2700 Seattle, WA 981212641	Secretary 15 0	160,000	0	0
Shelia Evans-Tranumn  2001 EIGHTH AVE SUITE 2700 Seattle, WA 981212641	Trustee 20 0	160,000	0	0
Norman B Rice  2001 EIGHTH AVE SUITE 2700 Seattle, WA 981212641	Trustee 13 0	160,000	0	0
Doug Patejunas  2001 EIGHTH AVE SUITE 2700 Seattle, WA 981212641	Trustee 14 0	40,000	0	0
Robert A Watt  2001 EIGHTH AVE SUITE 2700 Seattle, WA 981212641	Retired 7 0	91,500	0	0
William C Bell Ph D  2001 EIGHTH AVE SUITE 2700 Seattle, WA 981212641	President and CEO 40 0	1,034,520	55,750	0
Joseph A Boateng  2001 EIGHTH AVE SUITE 2700 Seattle, WA 981212641	Chief Investment Officer 40 0	1,598,931	55,750	0

**Form 990PF Part XV Line 3 - Grants and Contributions Paid During the Year or Approved for Future Payment**

Recipient	If recipient is an individual, show any relationship to any foundation manager or substantial contributor	Foundation status of recipient	Purpose of grant or contribution	Amount
Name and address (home or business)				
<b>a</b> <i>Paid during the year</i>				
The Aspen Institute One Dupont Circle NW 700 WASHINGTON, DC 20036	N/A	PC	To support the Opportunity Youth Incentive Fund	150,000
Assoc of Black Foundation Executives 333 7th Ave 13th Floor NEW YORK, NY 10001	N/A	PC	To help support the 2016 ABFE's annual conference	15,000
Child Welfare League of America Inc 1726 M Street NW Suite 500 WASHINGTON, DC 20036	N/A	PC	To support grantee's Conference on August 1-3, 2016	10,000
Children's Defense Fund 25 E Street NW Washington, DC 20001	N/A	PC	To support grantee's youth development work	150,000
Congressional Black Caucus Foundation 1720 Massachusetts Ave NW WASHINGTON, DC 20036	N/A	PC	To Help Support the 46th Annual Legislative conference	25,000
<b>Total . . . . .</b> ▶				4,234,961
<b>3a</b>				

**Form 990PF Part XV Line 3 - Grants and Contributions Paid During the Year or Approved for Future Payment**

Recipient	If recipient is an individual, show any relationship to any foundation manager or substantial contributor	Foundation status of recipient	Purpose of grant or contribution	Amount
Name and address (home or business)				
<b>a</b> <i>Paid during the year</i>				
Congressional Coalition on Adoption Institute 311 Massachusetts Ave NE WASHINGTON, DC 20002	N/A	PC	To support the Angels in Adoption Gala	25,000
Operation Hope 206 E Rutherford St Landrum, SC 29356	N/A	PC	To support Hope's Youth Empowerment Program	150,000
Philanthropy NW 2101 4th Ave Suite 650 Seattle, WA 98121	N/A	PC	To sponsor the 2016 Annual Conference	20,000
Philanthropy SW 624 North Good-Latimer Exprwy Suit Dallas, TX 75204	N/A	PC	To sponsor the 68th Annual Conference	10,000
United Way of King County 720 Second Ave SEATTLE, WA 98104	N/A	PC	To support the United Way's King County events in 2016	30,000
<b>Total . . . . . ▶</b> <b>3a</b>				4,234,961

<b>Form 990PF Part XV Line 3 - Grants and Contributions Paid During the Year or Approved for Future Payment</b>				
Recipient	If recipient is an individual, show any relationship to any foundation manager or substantial contributor	Foundation status of recipient	Purpose of grant or contribution	Amount
Name and address (home or business)				
<b>a</b> <i>Paid during the year</i>				
College Success Foundations 1605 NW Sammamish RD Suite 100 Issaquah, WA 98027	N/A	PC	To support the Empowering Youth Luncheon	10,000
Latino Center for Prevention & Action Health 450 W 4th Street Suite 130 Santa Ana, CA 92701	N/A	PC	To sponsor the 2016 Anniversary Gala	25,000
African American Mayors Association 1301 Pennsylvania Ave NW Suite 550 Washington, DC 20004	N/A	PC	To help support the 2016 Annual conference	20,000
Alliance for Strong Family and Communities 1020 19th St NW Suite 500 Washington, DC 20036	N/A	PC	To support the Triad Initiative	264,951
Alliance for Strong Family and Communities 649 N Plankinton Ave Suite 425 Milwaukee, WI 53204	N/A	PC	To help support the 2016 Alliance National Conference	25,000
<b>Total</b> . . . . . ▶				4,234,961
<b>3a</b>				

**Form 990PF Part XV Line 3 - Grants and Contributions Paid During the Year or Approved for Future Payment**

Recipient	If recipient is an individual, show any relationship to any foundation manager or substantial contributor	Foundation status of recipient	Purpose of grant or contribution	Amount
Name and address (home or business)				
<b>a</b> <i>Paid during the year</i>				
Boys and Girls Club of the Clinch Valley PO Box 280 Kingston, TN 37763	N/A	PC	Donation to honor the legacy of Jimmy Henry	500
Children's Advocacy Centers of Arkansas PO Box 628 Cabot, AR 72023	N/A	PC	To support the 2016 Arkansas Woman of Inspiration Luncheon	10,000
College Success Foundations 1605 NW Sammamish RD Suite 100 Issaquah, WA 98027	N/A	PC	To support the Annual Governors Cup golf Tournament	5,000
Foster Family Based Treatment Assoc 294 Union Street Hackensack, NJ 07601	N/A	PC	To help support the 30th Annual conference on Treatment Foster Care	5,000
Foster Youth in Action 2140 Shattuck Ave Suite 504 Berkeley, CA 94704	N/A	PC	To support FYA 2016 Leaders for Change Conference	10,000
<b>Total . . . . . ▶</b> <b>3a</b>				4,234,961

**Form 990PF Part XV Line 3 - Grants and Contributions Paid During the Year or Approved for Future Payment**

Recipient	If recipient is an individual, show any relationship to any foundation manager or substantial contributor	Foundation status of recipient	Purpose of grant or contribution	Amount
Name and address (home or business)				
<b>a</b> <i>Paid during the year</i>				
FosterClub Inc 810 Broadway St 203 Seaside, OR 97138	N/A	PC	To help grantee elevate the profile of child welfare issues	200,000
Fund for the City of New York RISE 121 6th Ave 6th Floor New York, NY 10013	N/A	PC	To support RISE's fall benefit	5,000
Louisville Urban League 1535 west Broadway Louisville, KY 40203	N/A	PC	To sponsor the Louisville Urban League's Annual Report Luncheon	10,000
Rockefeller Philanthropy Advisors 6 West 48th Street 10th floor New York, NY 10036	N/A	PC	To support the Executives' Alliance To Expand Opportunities For Boys and Men of Color's Places of Opportunity Program	50,000
Southeastern Council of Foundation 100 Peachtree St Ste 2080 Atlanta, GA 30303	N/A	PC	To support grantee to serve, connect, strengthen and champion philanthropy	56,800
<b>Total . . . . . ▶</b>				4,234,961
<b>3a</b>				

<b>Form 990PF Part XV Line 3 - Grants and Contributions Paid During the Year or Approved for Future Payment</b>				
Recipient	If recipient is an individual, show any relationship to any foundation manager or substantial contributor	Foundation status of recipient	Purpose of grant or contribution	Amount
Name and address (home or business)				
<b>a</b> <i>Paid during the year</i>				
Tides Center PO Box 29907 San Francisco, CA 94129	N/A	PC	To support the Cities United Project	500,000
Alzheimer's Foundation of America Inc 322 8th Ave 7th Floor New York, NY 10001	N/A	PC	To support research on Alzheimer's	500
Africa School Assistance Project 191 University Blvd 285 Denver, CO 80206	N/A	PC	Employee Matching Gift - For General Operating support	900
American Friends of the Spafford Children's Center 2037 S Carrollton Ave New Orleans, LA 70118	N/A	PC	Employee Matching Gift - For General Operating support	500
Arrowhead Elementary PTA 1304 S Faureh Ave 300 Tacoma, WA 98402	N/A	PC	Employee Matching Gift - For General Operating support	100
<b>Total . . . . .</b>				4,234,961
<b>3a</b>				

**Form 990PF Part XV Line 3 - Grants and Contributions Paid During the Year or Approved for Future Payment**

Recipient	If recipient is an individual, show any relationship to any foundation manager or substantial contributor	Foundation status of recipient	Purpose of grant or contribution	Amount
Name and address (home or business)				
<b>a</b> <i>Paid during the year</i>				
Bainbridge Community Foundation 221 Winslow Way East Box 305 Bainbridge, WA 98110	N/A	PC	Employee Matching Gift - For General Operating support	1,000
CASA Lake County Inc 700 Forest Edge Dr Vernon Hills, IL 60061	N/A	PC	Employee Matching Gift - For General Operating Support	1,000
Children's Alliance 718 6th Ave S Seattle, WA 98104	N/A	PC	Employee Matching Gift - For General Operating Support	100
Charlotte County Habitat for Humanity 1750 Manzana Ave Punta Gorda, FL 33950	N/A	PC	Employee Matching Gift - For General Operating Support	250
Chicago West Community Music Center 100 N Central Park Ave Chicago, IL 60624	N/A	PC	Employee Matching Gift - For General Operating Support	500
<b>Total . . . . . ▶</b> <b>3a</b>				4,234,961



**Form 990PF Part XV Line 3 - Grants and Contributions Paid During the Year or Approved for Future Payment**

Recipient	If recipient is an individual, show any relationship to any foundation manager or substantial contributor	Foundation status of recipient	Purpose of grant or contribution	Amount
Name and address (home or business)				
<b>a</b> <i>Paid during the year</i>				
Childhaven 316 Broadway Seattle, WA 98112	N/A	PC	Employee Matching Gift - For General Operating Support	100
Committee For Children 2815 Second Ave Suite 400 SEATTLE, WA 98121	N/A	PC	Employee Matching Gift - For General Operating Support	150
Companion Animal Alliance 2680 Progress Rd Baton Rouge, LA 70807	N/A	PC	Employee Matching Gift - For General Operating Support	250
Crohns & Colitis Foundation of America 386 Park Ave S 17th Floor New York, NY 10016	N/A	PC	Employee Matching Gift - For General Operating Support	50
Denver Indian Family Resource Center 7596 W Jewell Ave Suite 305 Lakewood, CO 80232	N/A	PC	Employee Matching Gift - For General Operating Support	500
<b>Total . . . . . ▶</b> <b>3a</b>				4,234,961

**Form 990PF Part XV Line 3 - Grants and Contributions Paid During the Year or Approved for Future Payment**

Recipient	If recipient is an individual, show any relationship to any foundation manager or substantial contributor	Foundation status of recipient	Purpose of grant or contribution	Amount
Name and address (home or business)				
<b>a</b> <i>Paid during the year</i>				
Dispute Resolution Center of Yakima & Kittitas 303 E D St Suite 4 Yakima, WA 98901	N/A	PC	Employee Matching Gift - For General Operating Support	300
DSHS Division of Children and Family Services 315 Holton Ave Suite 200 Yakima, WA 98902	N/A	GOV	Employee Matching Gift - For General Operating Support	300
Elgin Community College Foundation 1700 Spartan Dr Elgin, IL 60123	N/A	PC	Employee Matching Gift - For General Operating Support	500
Highline Schools Foundation for Excellence 15675 Ambaum Blvd SW Burien, WA 98166	N/A	PC	Employee Matching Gift - For General Operating Support	250
Epiphany School 3611 East Denny Way Seattle, WA 98122	N/A	PC	Employee Matching Gift - For General Operating Support	200
<b>Total</b> . . . . . <b>3a</b>				4,234,961

**Form 990PF Part XV Line 3 - Grants and Contributions Paid During the Year or Approved for Future Payment**

Recipient	If recipient is an individual, show any relationship to any foundation manager or substantial contributor	Foundation status of recipient	Purpose of grant or contribution	Amount
Name and address (home or business)				
<b>a</b> <i>Paid during the year</i>				
Equality Texas Foundation PO Box 2340 Austin, TX 78768	N/A	PC	Employee Matching Gift - For General Operating Support	100
Mercy Corps PO Box 2669 Portland, OR 97208	N/A	PC	Employee Matching Gift - For General Operating Support	250
Everytown For Gun safety Fund PO Box 4184 NY, NY 10163	N/A	PC	Employee Matching Gift - For General Operating Support	300
Neighborhood House Inc 905 Spruce St Suite 200 Seattle, WA 98104	N/A	PC	Employee Matching Gift - For General Operating Support	140
New Horizons Ministries 2709 3rd Ave Seattle, WA 98121	N/A	PC	Employee Matching Gift - For General Operating Support	500
<b>Total</b> . . . . . <b>3a</b>				4,234,961

**Form 990PF Part XV Line 3 - Grants and Contributions Paid During the Year or Approved for Future Payment**

Recipient	If recipient is an individual, show any relationship to any foundation manager or substantial contributor	Foundation status of recipient	Purpose of grant or contribution	Amount
Name and address (home or business)				
<b>a</b> <i>Paid during the year</i>				
Northwest Harvest E M M PO Box 12272 Seattle, WA 98102	N/A	PC	Employee Matching Gift - For General Operating Support	500
FosterClub Inc 753 First Ave Seaside, OR 97138	N/A	PC	Employee Matching Gift - For General Operating Support	125
Fred Hutchinson Cancer Research Center 1100 Fairview Ave N Seattle, WA 98109	N/A	PC	Employee Matching Gift - For General Operating Support	250
Friends of 88-5 FM 2601 - 4th Ave Ste 150 Seattle, WA 98121	N/A	PC	Employee Matching Gift - For General Operating Support	700
Friends of Kexp 472 - 1st Ave N Seattle, WA 98109	N/A	PC	Employee Matching Gift - For General Operating Support	280
<b>Total . . . . .</b> ▶				4,234,961
<b>3a</b>				

**Form 990PF Part XV Line 3 - Grants and Contributions Paid During the Year or Approved for Future Payment**

Recipient	If recipient is an individual, show any relationship to any foundation manager or substantial contributor	Foundation status of recipient	Purpose of grant or contribution	Amount
Name and address (home or business)				
<b>a</b> <i>Paid during the year</i>				
Gail Borden Public Library Foundation 270 N Grove Ave Elgin, IL 60120	N/A	PC	Employee Matching Gift - For General Operating Support	250
Sand Point Child Development Center 5837 56th Ave NE Seattle, WA 98105	N/A	PC	Employee Matching Gift - For General Operating Support	250
Seattle Country Day School 2619 4th Ave N Seattle, WA 98109	N/A	PC	Employee Matching Gift - For General Operating Support	1,000
Seattle Humane Society 13212 SE Eastgate Way Bellevue, WA 98005	N/A	PC	Employee Matching Gift - For General Operating Support	200
Greater Minneapolis Council of Churches 1001 E Lake St Minneapolis, MN 55407	N/A	PC	Employee Matching Gift - For General Operating Support	100
<b>Total . . . . .</b> ▶ <b>3a</b>				4,234,961

**Form 990PF Part XV Line 3 - Grants and Contributions Paid During the Year or Approved for Future Payment**

Recipient	If recipient is an individual, show any relationship to any foundation manager or substantial contributor	Foundation status of recipient	Purpose of grant or contribution	Amount
Name and address (home or business)				
<b>a</b> <i>Paid during the year</i>				
Guardian AdLitem Foundation for Children 2075 West First St Suite 300 Fort Meyers, FL 33901	N/A	PC	Employee Matching Gift - For General Operating Support	200
Habitat for Humanity International Inc 1750 Manzana Ave Punta Gorda, FL 33950	N/A	PC	Employee Matching Gift - For General Operating Support	300
Harry Chapin Food Bank of Southwest Florida 3760 Fowler St Fort Meyers, FL 33901	N/A	PC	Employee Matching Gift - For General Operating Support	1,000
Historical Society of Seattle & King County 860 Terry Ave N Seattle, WA 98109	N/A	PC	Employee Matching Gift - For General Operating Support	100
Houston Urban Debate League 751 Silver St Houston, TX 77007	N/A	PC	Employee Matching Gift - For General Operating Support	500
<b>Total</b> . . . . . <b>3a</b>				4,234,961

**Form 990PF Part XV Line 3 - Grants and Contributions Paid During the Year or Approved for Future Payment**

Recipient	If recipient is an individual, show any relationship to any foundation manager or substantial contributor	Foundation status of recipient	Purpose of grant or contribution	Amount
Name and address (home or business)				
<b>a</b> <i>Paid during the year</i>				
The Mockingbird Society 1100 24th Ave S Seattle, WA 98144	N/A	PC	Employee Matching Gift - For General Operating Support	250
King County Sexual Assault Resource Center 200 Mill Ave S Suite 10 Renton, WA 98057	N/A	PC	Employee Matching Gift - For General Operating Support	200
Kitsap Humane Society 9167 Dickey RD NW Silverdale, WA 98383	N/A	PC	Employee Matching Gift - For General Operating Support	2,000
Washington English Center 2200 California St NW Washington, DC 20008	N/A	PC	Employee Matching Gift - For General Operating Support	400
KPLU 885 FM 12182 Park Ave S Tacoma, WA 98447	N/A	PC	Employee Matching Gift - For General Operating Support	240
<b>Total . . . . .</b> ▶				4,234,961
<b>3a</b>				

**Form 990PF Part XV Line 3 - Grants and Contributions Paid During the Year or Approved for Future Payment**

Recipient	If recipient is an individual, show any relationship to any foundation manager or substantial contributor	Foundation status of recipient	Purpose of grant or contribution	Amount
Name and address (home or business)				
<b>a</b> <i>Paid during the year</i>				
Wellspring Family Services 1900 Rainier Ave S Seattle, WA 98144	N/A	PC	Employee Matching Gift - For General Operating Support	250
KUOW Puget Sound Public Radio 4518 University Way 310 Seattle, WA 98105	N/A	PC	Employee Matching Gift - For General Operating Support	400
Lummi Island Heritage Trust PO Box 158 Lummi Island, WA 98262	N/A	PC	Employee Matching Gift - For General Operating Support	250
Yakima Symphony Orchestra 32 N 3rd St Suite 333 Yakima, WA 98901	N/A	PC	Employee Matching Gift - For General Operating Support	1,000
YMCA 1118 5th Ave Seattle, WA 98101	N/A	PC	Employee Matching Gift - For General Operating Support	150
<b>Total . . . . . ▶</b> <b>3a</b>				4,234,961



**Form 990PF Part XV Line 3 - Grants and Contributions Paid During the Year or Approved for Future Payment**

Recipient	If recipient is an individual, show any relationship to any foundation manager or substantial contributor	Foundation status of recipient	Purpose of grant or contribution	Amount
Name and address (home or business)				
<b>a</b> <i>Paid during the year</i>				
Magic Lantern Montessori 4620 S Findlay St Seattle, WA 98118	N/A	PC	Employee Matching Gift - For General Operating Support	200
Memorial Sloan-Kettering Cancer Center 1275 York Avenue New York, NY 10065	N/A	PC	Employee Matching Gift - For General Operating Support	500
Metavivor Research and Support Inc 1783 Forest Dr 184 Annapolis, MD 21401	N/A	PC	Employee Matching Gift - For General Operating Support	100
Movember Foundation 8559 Higuera St Culver City, CA 90232	N/A	PC	Employee Matching Gift - For General Operating Support	150
National Kidney Foundation Inc 215 W Illinois St Suite 1C Chicago, IL 60654	N/A	PC	Employee Matching Gift - For General Operating Support	40
<b>Total . . . . . ▶</b> <b>3a</b>				4,234,961

**Form 990PF Part XV Line 3 - Grants and Contributions Paid During the Year or Approved for Future Payment**

Recipient	If recipient is an individual, show any relationship to any foundation manager or substantial contributor	Foundation status of recipient	Purpose of grant or contribution	Amount
Name and address (home or business)				
<b>a</b> <i>Paid during the year</i>				
Loretto Academy 1300 Hardaway El Paso, TX 79903	N/A	PC	Employee Matching Gift - For General Operating Support	2,000
New Beginnings PO Box 75125 Seattle, WA 98125	N/A	PC	Employee Matching Gift - For General Operating Support	100
Northwest Avalanche Center 15600 NE 8th St 31-711 Bellevue, WA 98008	N/A	PC	Employee Matching Gift - For General Operating Support	300
Outdoor For All Foundation 6355 NE 74th St Suite 102 Seattle, WA 98115	N/A	PC	Employee Matching Gift - For General Operating Support	50
Planned Parenthood Federation & America Inc 434 West 33rd St New York, NY 10001	N/A	PC	Employee Matching Gift - For General Operating Support	100
<b>Total . . . . . ▶</b> <b>3a</b>				4,234,961

**Form 990PF Part XV Line 3 - Grants and Contributions Paid During the Year or Approved for Future Payment**

Recipient	If recipient is an individual, show any relationship to any foundation manager or substantial contributor	Foundation status of recipient	Purpose of grant or contribution	Amount
Name and address (home or business)				
<b>a</b> <i>Paid during the year</i>				
Providence Health and Services Washington 8201 10th Ave S Seattle, WA 98108	N/A	PC	Employee Matching Gift - For General Operating Support	250
Refugee Services of Texas 9241 LBJ Fwy Ste 210 Dallas, TX 75243	N/A	PC	Employee Matching Gift - For General Operating Support	100
Refugee Women's Alliance 4008 Mlk Jr Way S Seattle, WA 98108	N/A	PC	Employee Matching Gift - For General Operating Support	50
Seattle Central Community College 1710 Broadway Seattle, WA 98122	N/A	PC	Employee Matching Gift - For General Operating Support	750
Seattle Children's Hospital Foundation PO Box 5371 Seattle, WA 98105	N/A	PC	Employee Matching Gift - For General Operating Support	1,000
<b>Total</b> . . . . . <b>3a</b> <span style="float: right;">▶</span>				4,234,961

**Form 990PF Part XV Line 3 - Grants and Contributions Paid During the Year or Approved for Future Payment**

Recipient	If recipient is an individual, show any relationship to any foundation manager or substantial contributor	Foundation status of recipient	Purpose of grant or contribution	Amount
Name and address (home or business)				
<b>a</b> <i>Paid during the year</i>				
Seattle Pacific University 3307 - 3rd Ave Ste 304 Seattle, WA 98119	N/A	PC	Employee Matching Gift - For General Operating Support	500
Smithsonian Institution Office of the Comptroller PO Box 37012 MRC 509 Washington, DC 20013	N/A	PC	Employee Matching Gift - For General Operating Support	600
Sound Generations 2208 2nd Ave Suite 100 Seattle, WA 98121	N/A	PC	Employee Matching Gift - For General Operating Support	260
Spay Baton Rouge PO Box 82638 Baton rouge, LA 70884	N/A	PC	Employee Matching Gift - For General Operating Support	250
Stevens PTA 1242 18th Ave E Seattle, WA 98112	N/A	PC	Employee Matching Gift - For General Operating Support	250
<b>Total . . . . . ▶</b> <b>3a</b>				4,234,961

**Form 990PF Part XV Line 3 - Grants and Contributions Paid During the Year or Approved for Future Payment**

Recipient	If recipient is an individual, show any relationship to any foundation manager or substantial contributor	Foundation status of recipient	Purpose of grant or contribution	Amount
Name and address (home or business)				
<b>a</b> <i>Paid during the year</i>				
Technology Access Foundation 605 SW 108th St Seattle, WA 98146	N/A	PC	Employee Matching Gift - For General Operating Support	100
The Chadtough Foundation PO Box 907 Saline, MI 48176	N/A	PC	Employee Matching Gift - For General Operating Support	50
The Leukemia & Lymphoma Society Inc 1311 Mamaroweck Ave Ste 310 White Plains, NY 10605	N/A	PC	Employee Matching Gift - For General Operating Support	500
Town Hall Association 1119 8th Ave Seattle, WA 98101	N/A	PC	Employee Matching Gift - For General Operating Support	1,000
Treehouse 2100 - 24th Ave S Suite 200 Seattle, WA 98144	N/A	PC	Employee Matching Gift - For General Operating Support	200
<b>Total . . . . .</b> ▶ <b>3a</b>				4,234,961

**Form 990PF Part XV Line 3 - Grants and Contributions Paid During the Year or Approved for Future Payment**

Recipient	If recipient is an individual, show any relationship to any foundation manager or substantial contributor	Foundation status of recipient	Purpose of grant or contribution	Amount
Name and address (home or business)				
<b>a</b> <i>Paid during the year</i>				
United Way 720 Second Ave Seattle, WA 98104	N/A	PC	Employee Matching Gift - For General Operating Support	2,275
Vashon Island Pet Protectors PO Box 245 Vashon, WA 98070	N/A	PC	Employee Matching Gift - For General Operating Support	1,000
West Feliciana Animal Humane Society PO Box 2032 St Francisville, LA 70775	N/A	PC	Employee Matching Gift - For General Operating Support	500
16th Street Baptist Church 1530 6th Ave N Birmingham, AL 35203	N/A	PC	To support grantee's mission	1,000
Arts Wisconsin Inc 451 N Few St Madison, WI 53703	N/A	PC	To support Dontre Day	1,000
<b>Total . . . . .</b> ▶				4,234,961
<b>3a</b>				

**Form 990PF Part XV Line 3 - Grants and Contributions Paid During the Year or Approved for Future Payment**

Recipient	If recipient is an individual, show any relationship to any foundation manager or substantial contributor	Foundation status of recipient	Purpose of grant or contribution	Amount
Name and address (home or business)				
<b>a</b> <i>Paid during the year</i>				
Assoc of Black Foundation Executives 333 7th Ave 13th Floor New York, NY 10001	N/A	PC	To support the Black Women in Philanthropy Network Retreat	10,000
Bay Area Black United Fund Inc 1212 Broadway Suite 640 Oakland, CA 94612	N/A	PC	To support the Portrait of Black California campaign	20,000
Bethel Missionary Baptist Church 224 N Martin Luther King Jr Blvd Tallahassee, TN 32301	N/A	PC	To support National Family and Ministers Conference	10,000
City Club of Seattle 240 2nd Ave South Suite 208 Seattle, WA 98104	N/A	PC	To support the 2016 Year in Review	5,000
City of Minneapolis 350 S Fifth St Room 331 Minneapolis, MN 55415	N/A	GOV	To support the Youth United Day of Action	7,500
<b>Total . . . . . ▶</b> <b>3a</b>				4,234,961

**Form 990PF Part XV Line 3 - Grants and Contributions Paid During the Year or Approved for Future Payment**

Recipient	If recipient is an individual, show any relationship to any foundation manager or substantial contributor	Foundation status of recipient	Purpose of grant or contribution	Amount
Name and address (home or business)				
<b>a</b> <i>Paid during the year</i>				
City of Opelika 204 South 7th Street Opelika, AL 36801	N/A	GOV	To support families in the City of Opelika	25,000
Clergy Community for Children and Youth Coalition 1404 East Yesler Way Suite B Seattle, WA 98122	N/A	PC	To support development of a mentoring program	15,000
Community Center for Education Results 1200 12th Ave S Suite 701 Seattle, WA 98144	N/A	PC	To support the Black Student Achievement Symposium I Unifying Action	20,000
Council on Foundations 2121 Crystal Drive Suite 700 Arlington, VA 22202	N/A	PC	To help sponsor grantee's 2016 Annual Conference	20,000
D3 Community Outreach Inc 1108 Kendall Dr Durham, NC 27703	N/A	PC	To partner with grantee to work to build communities of hope	50,000
<b>Total . . . . . ▶</b> <b>3a</b>				4,234,961



**Form 990PF Part XV Line 3 - Grants and Contributions Paid During the Year or Approved for Future Payment**

Recipient	If recipient is an individual, show any relationship to any foundation manager or substantial contributor	Foundation status of recipient	Purpose of grant or contribution	Amount
Name and address (home or business)				
<b>a</b> <i>Paid during the year</i>				
Delta State College Foundation Inc PO Box 3141 Cleveland, MS 38733	N/A	PC	To support grantee's work to enhance academic quality	100,000
Divine Alternatives for Dads Services 5709 Rainier Ave South Seattle, WA 98118	N/A	PC	To sponsor the 14th Annual Fatherhood Banquet	5,000
Ebenezer Baptist Church 407 Auburn Ave Atlanta, GA 30312	N/A	PC	To support grantee's work with families in the surrounding area	25,000
EPIC Ohana Inc 1130 N Nimitz Hwy Suite C-210 Honolulu, HI 96817	N/A	PC	To support the coordination and development of culturally relevant parent coaching and services	100,000
Every Child Matters Education Fund 1023 15th Street NW Suite 401 Washington, DC 20005	N/A	PC	To support the Every Child Matters Education Fund	80,000
<b>Total</b> . . . . . <b>3a</b>				4,234,961

**Form 990PF Part XV Line 3 - Grants and Contributions Paid During the Year or Approved for Future Payment**

Recipient	If recipient is an individual, show any relationship to any foundation manager or substantial contributor	Foundation status of recipient	Purpose of grant or contribution	Amount
Name and address (home or business)				
<b>a</b> <i>Paid during the year</i>				
Family Programs Hawai'i 250 Vineyard St Honolulu, HI 96813	N/A	PC	To support grantee's work to build communities of hope	20,000
Foster Care Alumni of America 5810 Kingstowne Center Drive Suite Alexandria, VA 22315	N/A	PC	To support grantee's work with Foster Children and Families	34,000
FSG Inc 500 Boylston Street Suite 600 Boston, MA 02116	N/A	PC	To support 2016 Collective Impact Convening	5,000
Generations United 25 E Street NW 3rd Floor Washington, DC 20001	N/A	PC	To support the 2017 National Grand Rally - Building a Community of Hope	150,000
Helping Men Heal PO Box 87028 Vancouver, WA 98687	N/A	PC	To support grantee's 2016 Black Men and Boys Healing Summit	10,000
<b>Total . . . . .</b> ▶ <b>3a</b>				4,234,961

**Form 990PF Part XV Line 3 - Grants and Contributions Paid During the Year or Approved for Future Payment**

Recipient	If recipient is an individual, show any relationship to any foundation manager or substantial contributor	Foundation status of recipient	Purpose of grant or contribution	Amount
Name and address (home or business)				
<b>a</b> <i>Paid during the year</i>				
Illinois Dept of Children and Family Services 500 W Madison Street Suite 1150 Chicago, IL 60661	N/A	GOV	To support grantee's mission to serve the children and families of the State of Illinois	199,000
International Documentary 3470 Wilshire Blvd Suite 980 Los Angeles, CA 90010	N/A	PC	To support production of a documentary film about foster children	262,500
Kentucky Youth Advocates 11001 Bluegrass Pkwy 100 Jeffersontown, KY 40299	N/A	PC	To support Kentucky's Youth Voice Council	25,000
Louisiana Center for Children's Rights 1100 - B Milton Street New Orleans, LA 70122	N/A	PC	To support the New Orleans Children and Youth Planning Board	20,000
M L King Sr Community Resources Collaboration 101 Jackson St NE Atlanta, GA 30312	N/A	PC	To support grantee's mission to provide recourses towards helping families develop the tools to face daily challenges	100,000
<b>Total</b> . . . . . <b>3a</b>				4,234,961

Form 990PF Part XV Line 3 - Grants and Contributions Paid During the Year or Approved for Future Payment				
Recipient	If recipient is an individual, show any relationship to any foundation manager or substantial contributor	Foundation status of recipient	Purpose of grant or contribution	Amount
Name and address (home or business)				
<b>a</b> <i>Paid during the year</i>				
Michael Dunn Center 629 Gallaher Rd Kingston, TN 37763	N/A	PC	To honor the legacy Mrs Pat Henry	500
Minnesota Council on Foundations 800 Washington Ave N Suite 703 Minneapolis, MN 55401	N/A	PC	To support grantee's Annual Conference and Annual meeting of Members	7,000
National Alliance of Child Abuse Prevention Fund 5712 30th Ave NE Seattle, WA 98105	N/A	PC	To help grantee elevate the experiences and voices of individuals who have personally experienced the child welfare system	136,000
National CASA Association 100 W Harrison St North Tower Seattle, WA 98119	N/A	PC	To support and promote court appointed volunteer advocacy	25,000
National Conference of State Legislatures 7700 East First Place Denver, CO 80230	N/A	PC	To support the NCNASL 2016 Annual Meeting	10,000
<b>Total</b> . . . . . <b>3a</b>				4,234,961

**Form 990PF Part XV Line 3 - Grants and Contributions Paid During the Year or Approved for Future Payment**

Recipient	If recipient is an individual, show any relationship to any foundation manager or substantial contributor	Foundation status of recipient	Purpose of grant or contribution	Amount
Name and address (home or business)				
<b>a</b> <i>Paid during the year</i>				
National Council on Crime & Delinquency 426 South Yellowstone Drive Suite Madison, WI 53719	N/A	PC	To support the 2016 Conference on Children, Youth, and Families	5,000
National Foster Youth Institute 3550 Wilshire Blvd Suite 1601 Los Angeles, CA 90010	N/A	PC	To help grantee to educate and inform Congress and others about child welfare issues	139,400
Native Americans in Philanthropy 2801 21st Ave S Minneapolis, MN 55407	N/A	PC	To support the advancement and development of "The Indigenous Life Course" framework	20,000
New Mexico State University Anderson Hall Suite E-1200 Las Cruces, NM 88003	N/A	PC	To sponsor the 24th Annual Children's Law Institute Conference	15,000
Nez Perce Tribe PO Box 365 Lapwai, AL 83540	N/A	NC	To help the Tribe support youth engagement aimed at reducing and preventing suicides	10,000
<b>Total . . . . . ▶</b> <b>3a</b>				4,234,961

**Form 990PF Part XV Line 3 - Grants and Contributions Paid During the Year or Approved for Future Payment**

Recipient	If recipient is an individual, show any relationship to any foundation manager or substantial contributor	Foundation status of recipient	Purpose of grant or contribution	Amount
Name and address (home or business)				
<b>a</b> <i>Paid during the year</i>				
Northwest African American Museum 2300 S Massachusetts St Seattle, WA 98144	N/A	PC	To sponsor the 2016 A night at the Museum Gala	10,000
Rapid Results Institute Inc 707 Summer Street Stamford, CT 06901	N/A	PC	To support grantee's program "Helping communities jumpstart an end to youth homelessness"	50,000
RFK Human rights 515 Madison Avenue Ste 718 New York, NY 10022	N/A	PC	To support the 2016 Ripple of Hope Gala	6,000
Schott Foundation for Public Education 678 Massachusetts Ave 8th Fl Cambridge, MA 02139	N/A	PC	To support a broad based and representative movement to achieve fully resourced quality PreK-12 public education	50,000
Seattle Theatre Group 911 Pine St Seattle, WA 98101	N/A	PC	To support the new Seattle Theater Group "AileyCamp"	50,000
<b>Total . . . . . ▶</b> <b>3a</b>				4,234,961

**Form 990PF Part XV Line 3 - Grants and Contributions Paid During the Year or Approved for Future Payment**

Recipient	If recipient is an individual, show any relationship to any foundation manager or substantial contributor	Foundation status of recipient	Purpose of grant or contribution	Amount
Name and address (home or business)				
<b>a</b> <i>Paid during the year</i>				
Soledad O'Brian and Brad Raymond Foundation Inc 134 West 26th St Suite 1150 New York, NY 10001	N/A	PC	To support grantee's mission to get young women to and through college	100,000
Support Center for Child Advocates 1900 Cherry Street Philadelphia, PA 19103	N/A	PC	To sponsor the Annual Benefit Reception and Auction	2,500
The Breakfast Group PO Box 18334 Seattle, WA 98118	N/A	PC	To support grantee's 25th Annual Luncheon	2,500
The Civil Rights Institute 520 16th St N Birmingham, AL 35203	N/A	PC	To support grantee's mission	1,000
The History Makers 1900 S Michigan Ave Chicago, IL 60616	N/A	PC	To support grantee's "The History Makers Event"	5,000
<b>Total . . . . . ▶</b> <b>3a</b>				4,234,961

Form 990PF Part XV Line 3 - Grants and Contributions Paid During the Year or Approved for Future Payment				
Recipient	If recipient is an individual, show any relationship to any foundation manager or substantial contributor	Foundation status of recipient	Purpose of grant or contribution	Amount
Name and address (home or business)				
<b>a</b> <i>Paid during the year</i>				
The Praed Foundation 550 North Kinsbury St Suite 101 Chicago, IL 60657	N/A	PC	To support the 12th Annual TCOM Conference	10,000
Trinity Village Center 3601 Dill Road Richmond, VA 23222	N/A	PC	To provide funding for a toolkit to increase the engagement of congregations and faith based organizations in serving and advocating with families and children in the welfare system	430,000
University of San Francisco PO Box 45363 San Francisco, CA 94145	N/A	PC	To support the 3rd Annual Women in Leadership & Philanthropy Spring Symposium	5,000
University of Washington Foundation PO Box 359505 Seattle, WA 98195	N/A	PC	To support Grantee's opportunities for underrepresented economically disadvantaged students to explore the world	2,500
Voice for Adoption 1220 L St NW Suite 100-344 Washington, DC 20005	N/A	PC	To support grantee's annual event, the Adoptive Families Portrait Project	5,000
<b>Total . . . . .</b>				4,234,961
<b>3a</b>				



<b>Form 990PF Part XV Line 3 - Grants and Contributions Paid During the Year or Approved for Future Payment</b>				
Recipient	If recipient is an individual, show any relationship to any foundation manager or substantial contributor	Foundation status of recipient	Purpose of grant or contribution	Amount
Name and address (home or business)				
<b>a</b> <i>Paid during the year</i>				
Washington Women Lawyers Foundation PO Box 91302 Seattle, WA 98111	N/A	SO I	To support grantee's 2016 Judicial Appreciation and Awards Luncheon	2,500
<b>Total</b> . . . . .				4,234,961
<b>3a</b>				

**TY 2016 Accounting Fees Schedule****Name:** Casey Family Programs**EIN:** 91-0793881

<b>Category</b>	<b>Amount</b>	<b>Net Investment Income</b>	<b>Adjusted Net Income</b>	<b>Disbursements for Charitable Purposes</b>
ERNST & YOUNG LLP	190,938	28,641	28,641	162,297
JACOBSON JARVIS & CO PLLC	7,339			7,339
JESSE THOMAS GRAYSTON, CPA	33,077	13,231	13,231	19,846
VOLDAL WARTELLE & CO P S	27,452			27,452

**TY 2016 Compensation Explanation****Name:** Casey Family Programs**EIN:** 91-0793881**Person Name****Explanation**

Joseph A Boateng

Note: To capture the full content of this document, please select landscape mode (11" x 8.5") when printing.

## TY 2016 Depreciation Schedule

**Name:** Casey Family Programs

**EIN:** 91-0793881

Description of Property	Date Acquired	Cost or Other Basis	Prior Years' Depreciation	Computation Method	Rate / Life (# of years)	Current Year's Depreciation Expense	Net Investment Income	Adjusted Net Income	Cost of Goods Sold Not Included
LAND	2000-01-01	4,284,473		L					
BUILDING	2000-01-01	22,859,170	8,600,091	SL	27	879,119			
FURNITURE AND FIXT	2000-01-01	9,102,302	6,637,667	SL	7	642,416			
AUTOMOBILES	2000-01-01	593,542	209,999	SL	7	80,601			
LEASEHOLD IMPLOVEM	2000-01-01	12,771,996	5,590,166	SL	15	1,228,569			

**TY 2016 General Explanation Attachment****Name:** Casey Family Programs**EIN:** 91-0793881**General Explanation Attachment**

Identifier	Return Reference	Explanation	
1	Explanation for line 9 income modifications	Explanation for line 9 income modifications	Reimbursements of expenses were received in the amount of \$26,054

**TY 2016 Investments Corporate Bonds Schedule****Name:** Casey Family Programs**EIN:** 91-0793881

<b>Name of Bond</b>	<b>End of Year Book Value</b>	<b>End of Year Fair Market Value</b>
CORPORATE BONDS	245,438,334	257,246,002
SEE ATTACHMENTS FOR DETAIL		

**TY 2016 Investments Corporate Stock Schedule****Name:** Casey Family Programs**EIN:** 91-0793881

<b>Name of Stock</b>	<b>End of Year Book Value</b>	<b>End of Year Fair Market Value</b>
COMMON AND PREFERRED STOCK	1,087,142,626	1,296,537,040
SEE ATTACHMENTS FOR DETAIL		

**TY 2016 Investments Government Obligations Schedule****Name:** Casey Family Programs**EIN:** 91-0793881**US Government Securities - End  
of Year Book Value:**

59,092,167

**US Government Securities - End  
of Year Fair Market Value:**

59,115,058

**State & Local Government  
Securities - End of Year Book  
Value:****State & Local Government  
Securities - End of Year Fair  
Market Value:**



**TY 2016 Investments - Other Schedule****Name:** Casey Family Programs**EIN:** 91-0793881

<b>Category/ Item</b>	<b>Listed at Cost or FMV</b>	<b>Book Value</b>	<b>End of Year Fair Market Value</b>
OTHER INVESTMENTS	AT COST	337,313,897	425,288,447
SEE ATTACHMENTS FOR DETAIL			

**TY 2016 Land, Etc.  
Schedule****Name:** Casey Family Programs**EIN:** 91-0793881

<b>Category / Item</b>	<b>Cost / Other Basis</b>	<b>Accumulated Depreciation</b>	<b>Book Value</b>	<b>End of Year Fair Market Value</b>
LAND	4,284,473		4,284,473	
BUILDING	22,859,170	9,479,210	13,379,960	
FURNITURE AND FIXT	9,102,302	7,280,083	1,822,219	
AUTOMOBILES	593,542	290,600	302,942	
LEASEHOLD IMPLOVEM	12,771,996	6,818,735	5,953,261	

**TY 2016 Legal Fees Schedule****Name:** Casey Family Programs**EIN:** 91-0793881

<b>Category</b>	<b>Amount</b>	<b>Net Investment Income</b>	<b>Adjusted Net Income</b>	<b>Disbursements for Charitable Purposes</b>
GROSSBERG YOCHELSON FOX BEYDA	8,190			8,190
KATTEN MUCHIN ROSENMAN	61,819	61,819	61,819	
LITTLER MENDELSON FASTIFF	9,292			9,292
STOEL RIVES LLP	116,620	67,101	67,101	49,519
VARIOUS ATTORNEYS AND COSTS	8,012			8,012

**TY 2016 Other Assets Schedule****Name:** Casey Family Programs**EIN:** 91-0793881**Other Assets Schedule**

Description	Beginning of Year - Book Value	End of Year - Book Value	End of Year - Fair Market Value
457F DEFERRED COMP PLAN	1,659,556	1,938,838	1,938,838
CONSTRUCTION IN PROGRESS	129,579	106,007	106,007
DEPOSITS	57,369	57,369	57,369
MISC RECEIVABLE	240,809	570,396	570,396

# TY 2016 Other Expenses Schedule

**Name:** Casey Family Programs

**EIN:** 91-0793881

## Other Expenses Schedule

Description	Revenue and Expenses per Books	Net Investment Income	Adjusted Net Income	Disbursements for Charitable Purposes
YOUTH AND FAMILY SUPPORT SERVI	35,893,283			35,893,283
ADVERTISING AND PROMOTION	26,757			26,757
AUTOMOBILE EXPENSE	85,815			85,815
BANK FEES	46,100			46,100
BOT DEFERRED GAINS	16,270			16,270
COMMUNICATIONS	740,835			740,835
DATA PROCESSING	4,053			4,053
DUES AND MEMBERSHIPS	423,366			423,366
EQUIPMENT RENTAL/LEASE	479,105			479,105
LIABILITY INSURANCE	730,966			730,966

**Other Expenses Schedule**

<b>Description</b>	<b>Revenue and Expenses per Books</b>	<b>Net Investment Income</b>	<b>Adjusted Net Income</b>	<b>Disbursements for Charitable Purposes</b>
MISCELLANEOUS	1,416			1,416
MOVING EXPENSE	20,239			20,239
OFFICE SUPPLIES	343,228			343,228
POSTAGE	184,333			184,333
RECRUITMENT EXPENSES	220,002			220,002
REPAIRS & MAINTENANCE	621,651			621,651
SOFTWARE & FIXED ASSETS <\$1000	1,658,191			1,658,191
STAFF TRAINING AND DEVELOPMENT	665,953			665,953
TEMPORARY HELP	651,477			651,477
EXP ALLOCATION TO INV INCOME		1,211,633	1,211,633	-1,211,633

**Other Expenses Schedule**

<b>Description</b>	<b>Revenue and Expenses per Books</b>	<b>Net Investment Income</b>	<b>Adjusted Net Income</b>	<b>Disbursements for Charitable Purposes</b>
ACCRUAL TO CASH ADJUSTMENT				941,656
LESS 50% MEALS DISALLOWED				-1,145,764
INV EXPENSES FROM K-1		9,735,241	9,735,241	
INV PARTNERSHP MANAGEMENT FEES	4,696,162	4,696,162	4,696,162	
LESS EXPENSES DEDUCTED ON 990T		-151,777		

**TY 2016 Other Income Schedule****Name:** Casey Family Programs**EIN:** 91-0793881**Other Income Schedule**

Description	Revenue And Expenses Per Books	Net Investment Income	Adjusted Net Income
MISC INCOME	50,508	49,659	50,508
INCOME FROM PRIVATE EQUITY PARTNERSHIPS	4,068,264	1,681,354	1,681,354
OTHER INCOME FROM K-1s		3,201,727	3,201,727
LESS UBTI ADJUSTMENT		-1,498,447	



**TY 2016 Other Liabilities Schedule****Name:** Casey Family Programs**EIN:** 91-0793881

<b>Description</b>	<b>Beginning of Year - Book Value</b>	<b>End of Year - Book Value</b>
BOT DEFERRED INCOME & INTEREST	810,368	697,534
DEFERRED RENT	2,508,920	2,331,830
DEFERRED LEASE INCENTIVE	3,756,903	3,526,049
INSURANCE CLAIM RESERVE	603,091	441,900
UNCLAIMED PROPERTY	25	
TDA LOANS	6,078	5,533

**TY 2016 Other Professional Fees Schedule**

Name: Casey Family Programs

EIN: 91-0793881

Category	Amount	Net Investment Income	Adjusted Net Income	Disbursements for Charitable Purposes
AON HEWITT	275,000	275,000	275,000	
ARROWSTREET	928,955	928,955	928,955	
BAILLIE GIFFORD	349,607	349,607	349,607	
BLACKROCK	70,833	70,833	70,833	
BNY MELLON	1,022,556	1,022,556	1,022,556	
BURGUNDY INTL EQ	610,487	610,487	610,487	
DODGE & COX	92,022	92,022	92,022	
GENESIS	302,899	302,899	302,899	
GLENROCK CAPITAL ADVISERS, LLC	550,000	550,000	550,000	
GOLDMAN SACHS	443,755	443,755	443,755	
HOSKING GLOBAL	365,737	365,737	365,737	
INSTSHAREHOLDERS	43,000	43,000	43,000	
JACKSON SQUARE (DELAWARE)	168,663	168,663	168,663	
JOHNSTON INTL EQ	194,568	194,568	194,568	
KILTERN GLOBAL	237,339	237,339	237,339	
MARATHON	768,686	768,686	768,686	
MONDRIAN	56,405	56,405	56,405	
ORG PORTFOLIO MANAGEMENT, LLC	168,411	168,411	168,411	
OTHERS	1,382,570	88,521	88,521	1,294,049
PUGH	174,930	174,930	174,930	
PZENA	252,306	252,306	252,306	
WA MACRO OPP PORTFOLIO	330,222	330,222	330,222	
WHITE & CASE LLP	143,697	143,697	143,697	
ARTHUR J GALLAGHER & CO OF WA	95,000			95,000
CHILD WELF LEAGUE OF AMERICA	65,000			65,000
FRESH CONSULTING, LLC	124,284			124,284
G A JONES & ASSOCIATES, INC	49,187			49,187
HEIDRICK & STRUGGLES, INC	105,048			105,048
KIBBLE & PRENTICE	70,000			70,000
MICROSOFT	41,682			41,682
MURPHY & ASSOCIATES, INC	203,830			203,830
NATL COUNCIL ON CRIME & DELINQ	126,912			126,912
NETSUITE, INC	97,588			97,588
NTT COM SECURITY US	104,942			104,942
RED JET FILMS, LLC	238,590			238,590
REDMOND TECHNOLOGY PARTNERS	375,274			375,274
SAGE INFORMATION TECHNOLOGY	187,105			187,105
TRANSAMERICA RETIREMENT SOLUT	68,861			68,861
UBS FINANCIAL SERVICES, INC	59,500			59,500
LESS 50% MEALS DISALLOWED				-5,886

**TY 2016 Taxes Schedule****Name:** Casey Family Programs**EIN:** 91-0793881

<b>Category</b>	<b>Amount</b>	<b>Net Investment Income</b>	<b>Adjusted Net Income</b>	<b>Disbursements for Charitable Purposes</b>
LICENSING	5,375			5,375
PROPERTY TAXES	16,401			16,401
EXCISE AND B & O TAXES	5,023			5,023
UNRELATED BUSINESS INCOME TAX	564,524			
FOREIGN TAXES FROM K-1'S		964,381	964,381	

**Schedule B**  
(Form 990, 990-EZ,  
or 990-PF)  
Department of the Treasury  
Internal Revenue Service

**Schedule of Contributors**  
▶ Attach to Form 990, 990-EZ, or 990-PF  
▶ Information about Schedule B (Form 990, 990-EZ, or 990-PF) and its instructions is at  
[www.irs.gov/form990](http://www.irs.gov/form990)

OMB No 1545-0047  
**2016**

**Name of the organization**  
Casey Family Programs

**Employer identification number**  
91-0793881

**Organization type** (check one)

**Filers of:**

**Section:**

Form 990 or 990-EZ

501(c)( ) (enter number) organization

4947(a)(1) nonexempt charitable trust **not** treated as a private foundation

527 political organization

Form 990-PF

501(c)(3) exempt private foundation

4947(a)(1) nonexempt charitable trust treated as a private foundation

501(c)(3) taxable private foundation

Check if your organization is covered by the **General Rule** or a **Special Rule**.  
**Note.** Only a section 501(c)(7), (8), or (10) organization can check boxes for both the General Rule and a Special Rule See instructions

**General Rule**

For an organization filing Form 990, 990-EZ, or 990-PF that received, during the year, contributions totaling \$5,000 or more (in money or other property) from any one contributor Complete Parts I and II See instructions for determining a contributor's total contributions

**Special Rules**

For an organization described in section 501(c)(3) filing Form 990 or 990-EZ that met the 33<sup>1</sup> 3% support test of the regulations under sections 509(a)(1) and 170(b)(1)(A)(vi), that checked Schedule A (Form 990 or 990-EZ), Part II, line 13, 16a, or 16b, and that received from any one contributor, during the year, total contributions of the greater of (1) \$5,000 or (2) 2% of the amount on (i) Form 990, Part VIII, line 1h, or (ii) Form 990-EZ, line 1 Complete Parts I and II

For an organization described in section 501(c)(7), (8), or (10) filing Form 990 or 990-EZ that received from any one contributor, during the year, total contributions of more than \$1,000 *exclusively* for religious, charitable, scientific, literary, or educational purposes, or for the prevention of cruelty to children or animals Complete Parts I, II, and III

For an organization described in section 501(c)(7), (8), or (10) filing Form 990 or 990-EZ that received from any one contributor, during the year, contributions *exclusively* for religious, charitable, etc , purposes, but no such contributions totaled more than \$1,000 If this box is checked, enter here the total contributions that were received during the year for an *exclusively* religious, charitable, etc , purpose Do not complete any of the parts unless the **General Rule** applies to this organization because it received *nonexclusively* religious, charitable, etc , contributions totaling \$5,000 or more during the year . . . . . ▶ \$ \_\_\_\_\_

**Caution.** An organization that is not covered by the General Rule and/or the Special Rules does not file Schedule B (Form 990, 990-EZ, or 990-PF), but it **must** answer "No" on Part IV, line 2, of its Form 990, or check the box on line H of its Form 990-EZ or on its Form 990PF, Part I, line 2, to certify that it does not meet the filing requirements of Schedule B (Form 990, 990-EZ, or 990-PF)

<b>Name of organization</b> Casey Family Programs	<b>Employer identification number</b> 91-0793881
--	---

<b>Part I</b>			
<b>Contributors</b> (see instructions) Use duplicate copies of Part I if additional space is needed			
(a) No.	(b) Name, address, and ZIP + 4	(c) Total contributions	(d) Type of contribution
1	Alameda County Social Services 24100 Amador Street  Hayward, CA94544	\$ 159,863	Person <input checked="" type="checkbox"/> Payroll <input type="checkbox"/> Noncash <input type="checkbox"/> (Complete Part II for noncash contributions )
2	Idaho State Controller PO Box 83720  Boise, ID83720	\$ 182,503	Person <input checked="" type="checkbox"/> Payroll <input type="checkbox"/> Noncash <input type="checkbox"/> (Complete Part II for noncash contributions )
3	San Diego Health and Human Services 1700 Pacific Highway  San Diego, CA92101	\$ 117,382	Person <input checked="" type="checkbox"/> Payroll <input type="checkbox"/> Noncash <input type="checkbox"/> (Complete Part II for noncash contributions )
4	State of Arizona - Childs PO Box 6123  Phoenix, AZ85005	\$ 243,138	Person <input checked="" type="checkbox"/> Payroll <input type="checkbox"/> Noncash <input type="checkbox"/> (Complete Part II for noncash contributions )
5	WA Dept Social Health Services PO Box 45845  Olympia, WA98504	\$ 169,860	Person <input checked="" type="checkbox"/> Payroll <input type="checkbox"/> Noncash <input type="checkbox"/> (Complete Part II for noncash contributions )
6	Vivian Vera West Unitrust 1211 Avenue of the Americas  NEW YORK, NY10036	\$ 369,263	Person <input checked="" type="checkbox"/> Payroll <input type="checkbox"/> Noncash <input type="checkbox"/> (Complete Part II for noncash contributions )



<b>Name of organization</b> Casey Family Programs	<b>Employer identification number</b> 91-0793881
--	---

**Part III** Exclusively religious, charitable, etc., contributions to organizations described in section 501(c)(7), (8), or (10) that total more than \$1,000 for the year from any one contributor. Complete columns (a) through (e) and the following line entry. For organizations completing Part III, enter the total of exclusively religious, charitable, etc., contributions of \$1,000 or less for the year. (Enter this information once. See instructions.) ▶ \$ \_\_\_\_\_  
 Use duplicate copies of Part III if additional space is needed

(a) No. from Part I	(b) Purpose of gift	(c) Use of gift	(d) Description of how gift is held
	_____	_____	_____
	_____	_____	_____

(e) Transfer of gift Transferee's name, address, and ZIP 4	Relationship of transferor to transferee
_____	_____
_____	_____

(a) No. from Part I	(b) Purpose of gift	(c) Use of gift	(d) Description of how gift is held
	_____	_____	_____
	_____	_____	_____

(e) Transfer of gift Transferee's name, address, and ZIP 4	Relationship of transferor to transferee
_____	_____
_____	_____

(a) No. from Part I	(b) Purpose of gift	(c) Use of gift	(d) Description of how gift is held
	_____	_____	_____
	_____	_____	_____

(e) Transfer of gift Transferee's name, address, and ZIP 4	Relationship of transferor to transferee
_____	_____
_____	_____

(a) No. from Part I	(b) Purpose of gift	(c) Use of gift	(d) Description of how gift is held
	_____	_____	_____
	_____	_____	_____

(e) Transfer of gift Transferee's name, address, and ZIP 4	Relationship of transferor to transferee
_____	_____
_____	_____

**CASEY FAMILY PROGRAMS**  
**EIN # 91-0793881**  
**2016 FORM 990-PF**  
**PART II, LINE 10A US AND STATE OBLIGATIONS**

Investment Name	Shares/Par	Cost	Market Value	Description
AMERICAN MUNI PWR-OHIO INC OHR	350,000	496,832 00	496,387 50	STATE OBLIGATIONS
CALIFORNIA ST	375,000	377,756 25	530,062 50	STATE OBLIGATIONS
CALIFORNIA ST	260,000	385,572 20	384,709 00	STATE OBLIGATIONS
CALIFORNIA ST	100,000	96,184 00	147,965 00	STATE OBLIGATIONS
CALIFORNIA ST	75,000	74,877 75	106,146 00	STATE OBLIGATIONS
CALIFORNIA ST	100,000	101,701 00	147,952 00	STATE OBLIGATIONS
CALIFORNIA ST	175,000	176,660 75	263,599 00	STATE OBLIGATIONS
ILLINOIS ST	400,000	378,720 00	353,528 00	STATE OBLIGATIONS
NEW JERSEY ST TURNPIKE AUTH	250,000	286,834 75	349,787 50	STATE OBLIGATIONS
LOS ANGELES CA UNIF SCH DIST	350,000	350,000 00	469,700 00	STATE OBLIGATIONS
LOS ANGELES CA UNIF SCH DIST	405,000	488,640 60	500,588 10	STATE OBLIGATIONS
UNIV OF TEXAS TX	380,000	436,129 80	436,050 00	STATE OBLIGATIONS
TOTAL - STATE OBLIGATIONS		<u>3,649,909</u>	<u>4,186,475</u>	
FHLMC POOL #1Q-1400	248,966	271,450 87	264,471 38	US OBLIGATIONS
FHLMC POOL #2B-3600	359,027	371,480 92	367,089 47	US OBLIGATIONS
FHLMC POOL #2B-3797	413,421	427,697 19	422,171 00	US OBLIGATIONS
FHLMC POOL #2B-4503	466,173	480,667 62	476,039 55	US OBLIGATIONS
FHLMC POOL #2B-5406	494,694	513,322 01	503,278 86	US OBLIGATIONS
FHLMC POOL #84-0402	993,713	1,026,009 17	1,014,512 04	US OBLIGATIONS
FHLMC POOL #84-9254	353,617	364,999 11	368,434 82	US OBLIGATIONS
FHLMC POOL #84-9312	119,363	124,370 97	122,772 84	US OBLIGATIONS
FHLMC POOL #84-9505	177,997	184,254 23	182,230 56	US OBLIGATIONS
FHLMC POOL #84-9626	545,680	570,065 05	561,808 52	US OBLIGATIONS
FHLMC POOL #A6-4639	44,826	47,936 24	52,267 08	US OBLIGATIONS
FHLMC POOL #C9-1402	282,713	297,114 05	300,095 80	US OBLIGATIONS
FHLMC POOL #G0-3265	115,448	127,660 06	131,155 83	US OBLIGATIONS
FHLMC POOL #G0-6447	223,860	240,859 48	243,648 19	US OBLIGATIONS
FHLMC POOL #G0-7596	220,186	235,632 99	239,341 41	US OBLIGATIONS
FHLMC POOL #G0-7612	138,052	149,009 89	148,292 83	US OBLIGATIONS
FHLMC POOL #G0-7686	118,225	127,461 32	127,078 14	US OBLIGATIONS
FHLMC POOL #G0-8587	175,498	190,305 59	188,478 37	US OBLIGATIONS
FHLMC POOL #G1-2396	179,475	183,289 23	191,243 69	US OBLIGATIONS
FHLMC POOL #G1-3889	269,274	289,638 00	287,266 61	US OBLIGATIONS
FHLMC POOL #G1-4593	323,133	344,253 06	339,664 05	US OBLIGATIONS
FHLMC POOL #G1-4668	172,105	182,871 33	182,427 20	US OBLIGATIONS
FHLMC POOL #G1-8295	313,730	334,416 81	341,412 51	US OBLIGATIONS
FHLMC POOL #G6-0034	653,708	709,477 58	702,461 74	US OBLIGATIONS
FHLMC POOL #G6-0701	596,690	658,223 14	646,689 76	US OBLIGATIONS
FHLMC POOL #Q2-8562	176,695	191,824 16	189,701 08	US OBLIGATIONS
FHLMC MULTICLASS CTF 4283 EW	1,086,658	1,202,454 47	1,163,125 85	US OBLIGATIONS
FHLMC MULTICLASS MTG 264 F1	842,813	845,841 93	843,002 94	US OBLIGATIONS
FNMA POOL #0256985	19,795	20,809 86	22,246 36	US OBLIGATIONS
FNMA POOL #0555424	130,485	140,923 41	146,160 30	US OBLIGATIONS
FNMA POOL #0555432	245,490	261,561 94	275,446 83	US OBLIGATIONS
FNMA POOL #0555531	319,454	346,357 80	357,849 07	US OBLIGATIONS
FNMA POOL #0745406	52,922	54,344 15	56,087 62	US OBLIGATIONS
FNMA POOL #0831809	292,826	326,592 16	338,357 98	US OBLIGATIONS
FNMA POOL #0888366	118,693	127,780 01	139,334 01	US OBLIGATIONS
FNMA POOL #0888367	163,878	185,694 28	189,361 50	US OBLIGATIONS
FNMA POOL #0931696	42,464	46,153 51	44,920 05	US OBLIGATIONS
FNMA POOL #0938012	173,542	190,137 05	198,915 13	US OBLIGATIONS
FNMA POOL #0AB1763	485,408	524,842 65	514,949 24	US OBLIGATIONS
FNMA POOL #0AD0167	370,529	391,544 85	391,253 58	US OBLIGATIONS
FNMA POOL #0AI8900	200,686	216,553 04	216,146 72	US OBLIGATIONS
FNMA POOL #0AL1845	54,087	58,008 41	56,967 57	US OBLIGATIONS
FNMA POOL #0AL3598	422,435	467,846 85	482,267 24	US OBLIGATIONS
FNMA POOL #0AL4165	599,770	641,754 40	645,482 10	US OBLIGATIONS



**CASEY FAMILY PROGRAMS**  
**EIN # 91-0793881**  
**2016 FORM 990-PF**  
**PART II, LINE 10A US AND STATE OBLIGATIONS**

Investment Name	Shares/Par	Cost	Market Value	Description
FNMA POOL #0AL4628	438,560	453,772 85	450,876 95	US OBLIGATIONS
FNMA POOL #0AL4778	326,625	346,375 93	346,387 66	US OBLIGATIONS
FNMA POOL #0AL5281	326,534	337,247 96	336,240 46	US OBLIGATIONS
FNMA POOL #0AL5931	104,026	110,169 67	108,512 83	US OBLIGATIONS
FNMA POOL #0AL5957	535,128	575,011 81	565,047 49	US OBLIGATIONS
FNMA POOL #0AL6137	186,039	199,759 58	199,678 80	US OBLIGATIONS
FNMA POOL #0AL6208	160,681	167,409 87	166,752 48	US OBLIGATIONS
FNMA POOL #0AL7384	276,443	303,266 98	298,734 62	US OBLIGATIONS
FNMA POOL #0AL7730	518,464	534,666 18	536,762 14	US OBLIGATIONS
FNMA POOL #0AL7854	399,159	412,240 94	407,511 51	US OBLIGATIONS
FNMA POOL #0AL8816	577,142	629,806 08	620,744 11	US OBLIGATIONS
FNMA POOL #0AL8964	555,286	606,736 71	597,237 04	US OBLIGATIONS
FNMA POOL #0AL9407	154,446	169,636 98	166,884 93	US OBLIGATIONS
FNMA POOL #0AP7562	194,825	199,581 89	198,409 58	US OBLIGATIONS
FNMA POOL #0AS5851	485,664	529,980 43	522,560 25	US OBLIGATIONS
FNMA POOL #0AX0875	358,982	373,312 96	367,699 63	US OBLIGATIONS
FNMA POOL #0AY0615	110,151	112,754 05	112,148 08	US OBLIGATIONS
FNMA POOL #0MA0734	413,249	444,695 10	444,883 88	US OBLIGATIONS
FNMA POOL #0MA0792	696,686	756,884 03	750,123 61	US OBLIGATIONS
FNMA POOL #0MA1689	384,920	411,443 19	408,546 82	US OBLIGATIONS
FNMA POOL #0MA2366	364,828	393,101 80	386,990 68	US OBLIGATIONS
FNMA GTD REMIC P/T 11-62 KF	1,009,036	1,019,126 55	1,013,413 68	US OBLIGATIONS
FNMA GTD REMIC P/T 12-46 BA	49,490	55,985 25	56,089 02	US OBLIGATIONS
FNMA GTD REMIC P/T 2007-28 ZA	142,987	150,837 06	157,030 76	US OBLIGATIONS
U S TREASURY BOND	3,160,000	4,001,350 00	3,900,871 48	US OBLIGATIONS
U S TREASURY BOND	5,780,000	6,601,843 76	6,409,702 10	US OBLIGATIONS
U S TREASURY BOND	260,000	290,042 19	256,485 84	US OBLIGATIONS
U S TREASURY BOND	2,515,000	2,159,493 74	2,114,662 30	US OBLIGATIONS
U S TREASURY NOTE	900,000	898,242 19	894,445 20	US OBLIGATIONS
U S TREASURY NOTE	1,500,000	1,497,832 02	1,500,528 00	US OBLIGATIONS
U S TREASURY NOTE	1,500,000	1,507,792 96	1,500,703 50	US OBLIGATIONS
U S TREASURY NOTE	1,500,000	1,493,261 72	1,492,734 00	US OBLIGATIONS
U S TREASURY NOTE	1,250,000	1,248,291 01	1,244,971 25	US OBLIGATIONS
U S TREASURY NOTE	1,550,000	1,561,625 00	1,549,516 40	US OBLIGATIONS
U S TREASURY NOTE	1,000,000	1,004,140 63	994,688 00	US OBLIGATIONS
U S TREASURY NOTE	8,585,000	8,573,599 00	8,576,277 64	US OBLIGATIONS
U S TREASURY NOTE	650,000	617,449 22	597,822 55	US OBLIGATIONS
<b>TOTAL - US OBLIGATIONS</b>		<u>55,442,258</u>	<u>54,928,583</u>	
<b>TOTAL - PART II, LINE 10A</b>		<u><b>59,092,167</b></u>	<u><b>59,115,058</b></u>	

**CASEY FAMILY PROGRAMS**  
**EIN # 91-0793881**  
**2016 FORM 990-PF**  
**PART II, LINE 10C CORPORATE BONDS**

<b>Investment Name</b>	<b>Shares/Par</b>	<b>Cost</b>	<b>Market Value</b>	<b>Description</b>
BGI US DEBT INDEX FUND B	995,177	42,232,580	42,466,477	COMMINGLED BOND FUND
DOUBLELINE TOTL RET BND-I	7,359,250	80,424,511	78,155,234	COMMINGLED BOND FUND
H/2 CORE RE DEBT	9,427,577	6,205,232	9,427,577	COMMINGLED BOND FUND
OAKTREE EURO PRINCIPAL FD III	5,621,336	4,391,518	5,929,104	COMMINGLED BOND FUND
SSGA U S TIPS INDEX STRATEGY	4,488,869	56,104,688	63,355,902	COMMINGLED BOND FUND
21ST CENTURY FOX AMERICA INC	150,000	178,407	184,583	CORPORATE BONDS
21ST CENTURY FOX AMERICA INC	175,000	180,955	206,984	CORPORATE BONDS
21ST CENTURY FOX AMERICA INC	320,000	396,989	382,287	CORPORATE BONDS
ABBOTT LABORATORIES	225,000	224,739	228,740	CORPORATE BONDS
ABBOTT LABORATORIES	125,000	124,026	128,292	CORPORATE BONDS
ACTAVIS FUNDING SCS	225,000	224,201	225,265	CORPORATE BONDS
ACTAVIS FUNDING SCS	445,000	456,579	440,457	CORPORATE BONDS
ALLSTATE CORP/THE	145,000	162,473	164,575	CORPORATE BONDS
ALLSTATE CORP/THE	490,000	504,790	519,703	CORPORATE BONDS
ALTRIA GROUP INC	325,000	353,863	375,415	CORPORATE BONDS
ANHEUSER-BUSCH INBEV FINANCE I	590,000	620,575	620,602	CORPORATE BONDS
APPALACHIAN POWER CO	510,000	498,447	521,097	CORPORATE BONDS
APPLE INC	165,000	152,874	157,780	CORPORATE BONDS
APPLE INC	115,000	122,880	124,183	CORPORATE BONDS
AT&T CORP	226,000	317,523	314,170	CORPORATE BONDS
AT&T INC	375,000	363,390	361,434	CORPORATE BONDS
AT&T INC	125,000	124,555	118,427	CORPORATE BONDS
AT&T INC	150,000	149,649	160,874	CORPORATE BONDS
AT&T INC	307,000	314,299	275,862	CORPORATE BONDS
AT&T INC	75,000	78,852	77,025	CORPORATE BONDS
AT&T INC	350,000	336,191	338,158	CORPORATE BONDS
BANK OF AMERICA CORP	385,000	456,630	451,334	CORPORATE BONDS
BARCLAYS PLC	425,000	424,239	421,550	CORPORATE BONDS
BERKSHIRE HATHAWAY ENERGY CO	230,000	277,946	287,242	CORPORATE BONDS
BHP BILLITON FINANCE USA 144A	375,000	377,438	420,938	CORPORATE BONDS
BHP BILLITON FINANCE USA LTD	115,000	111,156	128,450	CORPORATE BONDS
BNP PARIBAS SA	625,000	623,415	626,544	CORPORATE BONDS
BNP PARIBAS SA 144A	200,000	184,132	198,850	CORPORATE BONDS
BNSF RAILWAY CO 2015-1 PA 144A	212,306	212,306	211,681	CORPORATE BONDS
BURLINGTON NORTHERN AND SANTA	67,375	61,729	74,832	CORPORATE BONDS
BURLINGTON NORTHERN AND SANTA	313,748	353,083	345,747	CORPORATE BONDS
BURLINGTON NORTHERN SANTA FE L	540,000	535,032	565,921	CORPORATE BONDS
CAPITAL ONE FINANCIAL CORP	150,000	180,415	150,568	CORPORATE BONDS
CAPITAL ONE FINANCIAL CORP	400,000	394,252	405,208	CORPORATE BONDS
CAPITAL ONE FINANCIAL CORP	200,000	203,310	200,665	CORPORATE BONDS
CAPITAL ONE FINANCIAL CORP	345,000	342,557	346,147	CORPORATE BONDS
CBS CORP	220,000	202,143	211,738	CORPORATE BONDS
CBS CORP	105,000	138,387	142,022	CORPORATE BONDS
CEMEX FINANCE LLC 144A	200,000	200,000	205,500	CORPORATE BONDS
CEMEX SAB DE CV 144A	400,000	400,000	423,000	CORPORATE BONDS
CEMEX SAB DE CV 144A	275,000	254,375	277,063	CORPORATE BONDS
CHARTER COMMUNICATIONS OPERATI	175,000	175,875	184,438	CORPORATE BONDS
CHARTER COMMUNICATIONS OPERATI	150,000	150,000	173,412	CORPORATE BONDS
CHARTER COMMUNICATIONS OPERATI	400,000	459,951	462,432	CORPORATE BONDS
CHASE ISSUANCE TRUST A2 A2	755,000	755,990	757,150	CORPORATE BONDS
CHUBB INA HOLDINGS INC	130,000	129,801	131,243	CORPORATE BONDS
CIGNA CORP	75,000	86,696	90,956	CORPORATE BONDS
CIGNA CORP	475,000	544,877	550,787	CORPORATE BONDS
COLUMBIA PIPELINE GROUP INC	125,000	151,103	143,746	CORPORATE BONDS
COMCAST CORP	610,000	600,391	623,099	CORPORATE BONDS
COMMONWEALTH EDISON CO	100,000	99,351	93,976	CORPORATE BONDS
CONOCOPHILLIPS	400,000	506,136	506,366	CORPORATE BONDS
CORP NACIONAL DEL COBRE D 144A	200,000	196,916	203,030	CORPORATE BONDS
COX COMMUNICATIONS INC 144A	450,000	416,043	438,338	CORPORATE BONDS

**CASEY FAMILY PROGRAMS**  
**EIN # 91-0793881**  
**2016 FORM 990-PF**  
**PART II, LINE 10C CORPORATE BONDS**

<b>Investment Name</b>	<b>Shares/Par</b>	<b>Cost</b>	<b>Market Value</b>	<b>Description</b>
COX COMMUNICATIONS INC 144A	300,000	259,290	282,325	CORPORATE BONDS
CSX CORP	285,000	343,815	340,421	CORPORATE BONDS
CSX TRANSPORTATION INC	76,381	77,321	88,029	CORPORATE BONDS
DELL INTERNATIONAL LLC / 144A	500,000	504,241	517,373	CORPORATE BONDS
DELL INTERNATIONAL LLC / 144A	250,000	249,893	265,185	CORPORATE BONDS
DOMINION ENERGY INC	100,000	100,070	104,167	CORPORATE BONDS
DOMINION ENERGY INC	375,000	375,000	384,375	CORPORATE BONDS
DOW CHEMICAL CO/THE	150,000	183,909	197,100	CORPORATE BONDS
DOW CHEMICAL CO/THE	125,000	204,454	193,939	CORPORATE BONDS
DTE ELECTRIC CO	255,000	237,201	243,807	CORPORATE BONDS
DUKE ENERGY CORP	115,000	114,936	103,524	CORPORATE BONDS
DUKE ENERGY PROGRESS LLC	120,000	121,445	122,106	CORPORATE BONDS
ENBRIDGE INC	130,000	129,488	139,103	CORPORATE BONDS
ENEL FINANCE INTERNATIONA 144A	200,000	204,924	243,140	CORPORATE BONDS
ENEL FINANCE INTERNATIONA 144A	300,000	307,204	335,154	CORPORATE BONDS
ENTERPRISE PRODUCTS OPERATING	245,000	239,527	251,493	CORPORATE BONDS
EXELON CORP	135,000	136,619	143,505	CORPORATE BONDS
EXELON CORP	170,000	172,458	166,417	CORPORATE BONDS
FEDERAL FARM CR BK CONS BD	315,000	312,883	327,060	CORPORATE BONDS
FEDEX CORP	245,000	242,744	253,740	CORPORATE BONDS
FORD CREDIT AUTO OWNE 1 A 144A	215,000	215,873	215,423	CORPORATE BONDS
FORD MOTOR CO	380,000	489,767	476,917	CORPORATE BONDS
FORD MOTOR CREDIT CO LLC	275,000	286,374	283,800	CORPORATE BONDS
GE CAPITAL INTERNATIONAL FUNDI	404,000	383,507	403,807	CORPORATE BONDS
GE CAPITAL INTERNATIONAL FUNDI	585,000	600,298	613,026	CORPORATE BONDS
GENERAL MOTORS CO	390,000	409,256	445,773	CORPORATE BONDS
GEORGIA-PACIFIC LLC	200,000	263,160	269,177	CORPORATE BONDS
GOLDMAN SACHS GROUP INC/THE	475,000	575,817	586,552	CORPORATE BONDS
GSMP S MORTGAGE LOAN 4 1A2 144A	1,048,901	1,071,190	1,095,451	CORPORATE BONDS
HALLIBURTON CO	135,000	151,625	145,590	CORPORATE BONDS
HEWLETT PACKARD ENTERPRISE CO	200,000	199,944	203,463	CORPORATE BONDS
HOME DEPOT INC/THE	440,000	439,844	461,939	CORPORATE BONDS
HSBC HOLDINGS PLC	575,000	581,976	709,099	CORPORATE BONDS
HSBC HOLDINGS PLC	200,000	221,732	253,274	CORPORATE BONDS
HSBC HOLDINGS PLC	225,000	224,512	243,159	CORPORATE BONDS
IMPERIAL BRANDS FINANCE P 144A	675,000	662,825	696,753	CORPORATE BONDS
INTERNATIONAL PAPER CO	155,000	154,843	146,477	CORPORATE BONDS
JEFFERIES GROUP LLC	425,000	384,683	437,321	CORPORATE BONDS
JM SMUCKER CO/THE	150,000	144,191	151,437	CORPORATE BONDS
JOHNSON & JOHNSON	160,000	158,938	157,658	CORPORATE BONDS
JPMORGAN CHASE & CO	375,000	376,815	379,439	CORPORATE BONDS
JPMORGAN CHASE & CO	395,000	449,775	453,276	CORPORATE BONDS
KINDER MORGAN INC/DE	325,000	323,908	334,609	CORPORATE BONDS
KINDER MORGAN INC/DE	800,000	695,945	841,418	CORPORATE BONDS
KINDER MORGAN INC/DE	195,000	191,225	197,895	CORPORATE BONDS
KINDER MORGAN INC/DE	140,000	146,991	147,248	CORPORATE BONDS
KINDER MORGAN INC/DE	120,000	117,032	118,789	CORPORATE BONDS
KINDER MORGAN INC/DE 144A	275,000	300,311	301,843	CORPORATE BONDS
LEGG MASON INC	495,000	508,803	482,029	CORPORATE BONDS
LINCOLN NATIONAL CORP	465,000	604,240	587,087	CORPORATE BONDS
LLOYDS BANKING GROUP PLC	200,000	201,616	203,530	CORPORATE BONDS
LLOYDS BANKING GROUP PLC	300,000	299,310	303,868	CORPORATE BONDS
LOCKHEED MARTIN CORP	305,000	305,884	331,756	CORPORATE BONDS
MACY'S RETAIL HOLDINGS INC	560,000	462,386	634,183	CORPORATE BONDS
MACY'S RETAIL HOLDINGS INC	300,000	342,860	316,958	CORPORATE BONDS
MACY'S RETAIL HOLDINGS INC	175,000	152,889	156,440	CORPORATE BONDS
MAGELLAN MIDSTREAM PARTNERS LP	90,000	88,886	84,561	CORPORATE BONDS
MCDONALD'S CORP	130,000	128,902	134,766	CORPORATE BONDS
METLIFE INC	315,000	343,275	340,200	CORPORATE BONDS

**CASEY FAMILY PROGRAMS**  
**EIN # 91-0793881**  
**2016 FORM 990-PF**  
**PART II, LINE 10C CORPORATE BONDS**

<b>Investment Name</b>	<b>Shares/Par</b>	<b>Cost</b>	<b>Market Value</b>	<b>Description</b>
MEXICO GOVERNMENT INTERNATIONA	325,000	330,634	278,688	CORPORATE BONDS
MICROSOFT CORP	490,000	491,480	522,055	CORPORATE BONDS
MOLSON COORS BREWING CO	100,000	93,571	93,233	CORPORATE BONDS
MORGAN STANLEY	490,000	612,647	629,732	CORPORATE BONDS
MYLAN NV 144A	125,000	124,980	115,287	CORPORATE BONDS
MYRIAD INTERNATIONAL HOLD 144A	350,000	351,500	378,648	CORPORATE BONDS
NAVIENT CORP	150,000	169,125	161,625	CORPORATE BONDS
NAVIENT CORP	300,000	308,250	304,875	CORPORATE BONDS
NEWELL BRANDS INC	185,000	190,083	208,513	CORPORATE BONDS
NEWELL BRANDS INC	130,000	136,211	149,243	CORPORATE BONDS
NOBLE ENERGY INC	130,000	126,316	130,383	CORPORATE BONDS
NORDSTROM INC	600,000	564,288	726,121	CORPORATE BONDS
NORFOLK SOUTHERN CORP	215,000	213,553	228,602	CORPORATE BONDS
ORACLE CORP	290,000	287,028	299,855	CORPORATE BONDS
ORANGE SA	310,000	329,685	346,858	CORPORATE BONDS
PACIFIC GAS & ELECTRIC CO	270,000	263,870	276,143	CORPORATE BONDS
PACIFICORP	170,000	166,694	170,721	CORPORATE BONDS
PEPSICO INC	445,000	401,215	414,864	CORPORATE BONDS
PEPSICO INC	125,000	132,239	133,135	CORPORATE BONDS
PETROBRAS GLOBAL FINANCE BV	550,000	591,414	537,900	CORPORATE BONDS
PETROBRAS GLOBAL FINANCE BV	150,000	148,242	131,055	CORPORATE BONDS
PETROBRAS GLOBAL FINANCE BV	100,000	99,772	95,920	CORPORATE BONDS
PETROLEOS MEXICANOS	150,000	175,350	147,750	CORPORATE BONDS
PETROLEOS MEXICANOS	275,000	289,575	266,643	CORPORATE BONDS
PETROLEOS MEXICANOS	625,000	575,344	568,750	CORPORATE BONDS
PETROLEOS MEXICANOS	75,000	74,567	68,955	CORPORATE BONDS
PETROLEOS MEXICANOS	175,000	173,730	145,250	CORPORATE BONDS
PETROLEOS MEXICANOS 144A	100,000	99,815	105,500	CORPORATE BONDS
PETROLEOS MEXICANOS 144A	150,000	148,641	154,725	CORPORATE BONDS
PHILLIPS 66 PARTNERS LP	320,000	316,604	307,292	CORPORATE BONDS
PRUDENTIAL FINANCIAL INC	340,000	419,906	432,224	CORPORATE BONDS
REYNOLDS AMERICAN INC	265,000	306,867	313,793	CORPORATE BONDS
RIO TINTO FINANCE USA PLC	110,000	114,386	108,041	CORPORATE BONDS
ROGERS COMMUNICATIONS INC	150,000	152,550	160,455	CORPORATE BONDS
ROYAL BANK OF SCOTLAND GROUP P	350,000	356,285	363,546	CORPORATE BONDS
ROYAL BANK OF SCOTLAND GROUP P	575,000	580,571	611,416	CORPORATE BONDS
SBA GTD PARTN CTFS 2002-20C 1	145,076	147,978	154,814	CORPORATE BONDS
SLM PRIVATE EDUCATI E A2A 144A	275,000	274,931	275,104	CORPORATE BONDS
SLM PRIVATE EDUCATIO C A2 144A	245,661	262,013	248,976	CORPORATE BONDS
SOUTHERN CO/THE	105,000	104,558	104,420	CORPORATE BONDS
SOUTHERN CO/THE	320,000	328,370	316,517	CORPORATE BONDS
SOUTHERN COPPER CORP	290,000	278,763	284,701	CORPORATE BONDS
SPECTRA ENERGY PARTNERS LP	320,000	298,563	304,272	CORPORATE BONDS
SUNCOR ENERGY INC	360,000	425,329	459,986	CORPORATE BONDS
SUNOCO LOGISTICS PARTNERS OPER	120,000	117,155	115,879	CORPORATE BONDS
TELECOM ITALIA CAPITAL SA	200,000	220,666	221,500	CORPORATE BONDS
TELECOM ITALIA CAPITAL SA	300,000	309,153	311,895	CORPORATE BONDS
TELECOM ITALIA SP/MILANO 144A	300,000	312,360	293,250	CORPORATE BONDS
TELEFONICA EMISIONES SAU	145,000	192,332	168,303	CORPORATE BONDS
TIME WARNER CABLE LLC	200,000	205,150	232,516	CORPORATE BONDS
TIME WARNER CABLE LLC	175,000	190,542	180,922	CORPORATE BONDS
TIME WARNER CABLE LLC	225,000	225,077	231,060	CORPORATE BONDS
TIME WARNER INC	575,000	597,018	779,269	CORPORATE BONDS
TRANSCANADA TRUST	375,000	375,250	378,750	CORPORATE BONDS
TRANSCANADA TRUST	150,000	150,000	156,000	CORPORATE BONDS
TRAVELERS COS INC/THE	130,000	128,981	134,661	CORPORATE BONDS
ULTRAPAR INTERNATIONAL SA 144A	325,000	318,815	318,468	CORPORATE BONDS
UNION PACIFIC CORP	385,000	416,220	419,250	CORPORATE BONDS
UNION PACIFIC RAILROAD CO 1998	68,336	70,691	70,856	CORPORATE BONDS
UNION PACIFIC RAILROAD CO 2001	133,356	128,174	146,564	CORPORATE BONDS

**CASEY FAMILY PROGRAMS**  
**EIN # 91-0793881**  
**2016 FORM 990-PF**  
**PART II, LINE 10C CORPORATE BONDS**

<b>Investment Name</b>	<b>Shares/Par</b>	<b>Cost</b>	<b>Market Value</b>	<b>Description</b>
UNUM GROUP	446,000	361,122	503,360	CORPORATE BONDS
VERIZON COMMUNICATIONS INC	325,000	380,515	405,918	CORPORATE BONDS
VERIZON COMMUNICATIONS INC	1,069,000	931,560	1,023,168	CORPORATE BONDS
VERIZON COMMUNICATIONS INC	280,000	318,140	283,722	CORPORATE BONDS
VISA INC	330,000	352,569	348,320	CORPORATE BONDS
WACHOVIA CORP	430,000	483,316	476,118	CORPORATE BONDS
WALT DISNEY CO/THE	505,000	517,317	522,093	CORPORATE BONDS
WASTE MANAGEMENT INC	555,000	520,062	549,269	CORPORATE BONDS
WELLS FARGO & CO	400,000	402,064	411,430	CORPORATE BONDS
WELLS FARGO & CO	75,000	74,858	76,114	CORPORATE BONDS
WELLS FARGO BANK NA	700,000	699,034	699,566	CORPORATE BONDS
WESTLAKE CHEMICAL CORP 144A	395,000	375,625	390,162	CORPORATE BONDS
WEYERHAEUSER CO	315,000	397,795	398,906	CORPORATE BONDS
<b>TOTAL - PART II, LINE 10C</b>		<u>245,438,334</u>	<u>257,246,002</u>	

**CASEY FAMILY PROGRAMS**  
**EIN # 91-0793881**  
**2016 FORM 990-PF**  
**PART II, LINE 10B CORPORATE STOCK**

Security Name	Shares/Par	Cost	Market Value	Description
ACWI EX-US SUPERFUND B	784,110	21,494,332	19,304,768	MUTUAL FUND
ALLIANZGI STRUCTURED ALPHA 500	300,000	30,000,000	30,078,000	MUTUAL FUND
ARISAIG ASIA CONS FUND	185,951	10,000,000	11,506,648	MUTUAL FUND
ARISAIG GLOBAL EM	720,492	8,030,386	6,542,067	MUTUAL FUND
ARROWSTREET 130/30 ACCOUNT	499,250	49,925,000	51,572,525	MUTUAL FUND
ARROWSTREET EMERGING MARKET	66,014	9,519,253	10,768,903	MUTUAL FUND
BGI MSCI EQ IND FD B CANADA	82,996	7,157,579	6,164,979	MUTUAL FUND
BZW BARCLAYS GLOBAL EAFE	86,631	5,986,311	5,439,351	MUTUAL FUND
CEDAR ROCK CAPITAL	74,228,175	69,100,288	74,228,175	MUTUAL FUND
DODGE & COX GLOBAL STOCK FD	4,478,680	53,214,545	53,341,080	MUTUAL FUND
GENESIS EMERGING MARKETS	38,012	17,847,510	28,168,141	MUTUAL FUND
GRAMERCY FUND III	11,048,086	10,000,000	11,048,086	MUTUAL FUND
INDEPENDENT FRANCHISE PARTNERS	49,854,224	50,000,000	54,368,032	MUTUAL FUND
INVESTEC CREDIT OP	465,666	10,000,000	10,514,265	MUTUAL FUND
JPMORGAN LLC 130/30	76,034,754	0	76,034,754	MUTUAL FUND
KILTEARN GLOBAL EQUITY	1,861,008	24,796,908	32,070,286	MUTUAL FUND
MAJEDIE TORTOISE	23,361,156	20,000,000	20,178,666	MUTUAL FUND
MARATHON LONDON INTERNATIONAL	1,668,593	75,534,850	96,814,368	MUTUAL FUND
OVERLOOK PARTNERS FUND LP	150,000	15,000,000	15,993,556	MUTUAL FUND
PRIME FINANCE V	5,831,185	5,892,190	5,831,185	MUTUAL FUND
PRIMECAP ODYSSEY STOCK FUND	706,521	10,326,871	18,284,755	MUTUAL FUND
REN TEC RIDA	49,679,201	50,000,000	49,679,201	MUTUAL FUND
ROCK SPRINGS CAPITAL	20,183,211	24,999,933	20,183,211	MUTUAL FUND
RUSSELL 1000 VALUE INDEX FUND	81,633	2,622,769	2,698,241	MUTUAL FUND
RUSSELL 2000 GROWTH INDEX	44,538	2,145,820	1,686,942	MUTUAL FUND
RUSSELL 3000 INDEX FUND B	629,754	18,219,392	17,655,247	MUTUAL FUND
TP PARTNERS FUND CAYMAN	25,180,691	9,949,432	7,736,717	MUTUAL FUND
VANGUARD PRIMECAP CORE-INV	2,737,311	38,436,331	60,713,567	MUTUAL FUND
WAMCO MACRO OPPORTUNITIES LTD	205,985	29,404,578	32,431,941	MUTUAL FUND
ALPARGATAS SA	12,300	41,668	37,829	PREFERRED SECURITIES
BAC CAPITAL TRUST XI	860,000	799,165	951,463	PREFERRED SECURITIES
BANCO BRADESCO SA	57,500	529,197	512,336	PREFERRED SECURITIES
BANCO DO ESTADO DO RIO GRANDE	24,526	36,626	77,767	PREFERRED SECURITIES
BANCOLOMBIA SA	15,677	109,491	141,939	PREFERRED SECURITIES
CIA FERRO LIGAS DA BAHIA - FER	29,600	70,805	70,574	PREFERRED SECURITIES
CITIGROUP CAPITAL XIII	21,600	586,224	557,712	PREFERRED SECURITIES
HYUNDAI MOTOR CO	1,132	164,545	93,162	PREFERRED SECURITIES
HYUNDAI MOTOR CO	1,540	171,547	122,022	PREFERRED SECURITIES
ITAU UNIBANCO HOLDING SA	36,600	358,015	380,653	PREFERRED SECURITIES
ITAUSA - INVESTIMENTOS ITAU SA	132,100	349,460	336,064	PREFERRED SECURITIES
ITAUSA - INVESTIMENTOS ITAU SA	35,357	74,288	89,949	PREFERRED SECURITIES
MARCOPOLO SA	16,270	10,017	13,697	PREFERRED SECURITIES
PETROLEO BRASILEIRO SA	25,400	108,549	116,047	PREFERRED SECURITIES
PORSCHE AUTOMOBIL HOLDING SE	2,992	159,637	163,282	PREFERRED SECURITIES
SAMSUNG ELECTRONICS CO LTD	1,114	967,535	1,321,711	PREFERRED SECURITIES
SAMSUNG SDI CO LTD	175	15,413	7,911	PREFERRED SECURITIES
SBERBANK OF RUSSIA PJSC	86,024	71,050	182,846	PREFERRED SECURITIES
1-800-FLOWERS COM INC	6,447	60,631	68,983	COMMON STOCK
3I GROUP PLC	36,102	237,899	314,050	COMMON STOCK
8X8 INC	11,899	164,370	170,156	COMMON STOCK
AAR CORP	10,072	338,474	332,880	COMMON STOCK
ABB LTD	6,368	142,515	134,584	COMMON STOCK
ABB LTD	20,681	444,260	435,749	COMMON STOCK
ABBOTT LABORATORIES	19,125	801,510	734,591	COMMON STOCK
ABIOMED INC	889	104,994	100,173	COMMON STOCK
ABM INDUSTRIES INC	9,222	296,306	376,626	COMMON STOCK
ABS-CBN HOLDINGS CORP	692,511	632,282	612,934	COMMON STOCK
ACADIA HEALTHCARE CO INC	3,504	138,081	115,982	COMMON STOCK
ACADIA REALTY TRUST	11,642	286,810	380,461	COMMON STOCK
ACTELION LTD	878	117,108	190,485	COMMON STOCK
ACTIVISION BLIZZARD INC	5,623	131,153	203,047	COMMON STOCK

**CASEY FAMILY PROGRAMS**  
**EIN # 91-0793881**  
**2016 FORM 990-PF**  
**PART II, LINE 10B CORPORATE STOCK**

Security Name	Shares/Par	Cost	Market Value	Description
ADECCO GROUP AG	2,986	178,574	195,815	COMMON STOCK
ADOBE SYSTEMS INC	4,200	403,832	432,390	COMMON STOCK
ADTRAN INC	2,000	37,473	44,700	COMMON STOCK
ADVANCED DISPOSAL SERVICES INC	7,446	151,386	165,450	COMMON STOCK
ADVANCED INFO SERVICE PCL	72,900	440,570	299,250	COMMON STOCK
ADVANCED MICRO DEVICES INC	50,070	341,281	567,794	COMMON STOCK
ADVANCEPIERRE FOODS HOLDINGS I	9,241	222,503	275,197	COMMON STOCK
AECOM	19,250	593,730	699,930	COMMON STOCK
AEGEAN AIRLINES SA	3,107	25,767	20,744	COMMON STOCK
AEGON NV	64,486	358,859	356,608	COMMON STOCK
AERCAP HOLDINGS NV	7,406	314,550	308,164	COMMON STOCK
AEROFLOT PJSC	239,324	166,595	599,253	COMMON STOCK
AGRIUM INC	4,000	413,478	402,200	COMMON STOCK
AIA GROUP LTD	161,400	810,478	910,759	COMMON STOCK
AIA GROUP LTD	38,900	235,265	219,508	COMMON STOCK
AIA GROUP LTD	226,600	1,294,303	1,278,674	COMMON STOCK
AIMIA INC	7,879	129,332	52,172	COMMON STOCK
AIR CANADA	6,632	41,881	67,603	COMMON STOCK
AIR PRODUCTS & CHEMICALS INC	2,600	348,547	373,932	COMMON STOCK
AIRASIA BHD	715,014	387,190	364,998	COMMON STOCK
AK STEEL HOLDING CORP	54,750	282,882	558,998	COMMON STOCK
AK STEEL HOLDING CORP	23,686	153,363	241,834	COMMON STOCK
AKER BP ASA	168	1,169	3,015	COMMON STOCK
AKZO NOBEL NV	1,321	84,926	82,750	COMMON STOCK
AKZO NOBEL NV	1,238	89,075	77,550	COMMON STOCK
ALIBABA GROUP HOLDING LTD	29,979	2,614,605	2,632,456	COMMON STOCK
ALIBABA GROUP HOLDING LTD	7,170	672,666	629,598	COMMON STOCK
ALIGN TECHNOLOGY INC	5,000	456,181	480,650	COMMON STOCK
ALLEGHENY TECHNOLOGIES INC	4,557	73,851	72,593	COMMON STOCK
ALLERGAN PLC	5,900	1,401,892	1,239,059	COMMON STOCK
ALLIANCE DATA SYSTEMS CORP	1,047	275,961	239,240	COMMON STOCK
ALLIED WORLD ASSURANCE CO HOLD	4,868	220,706	261,460	COMMON STOCK
ALPEK SAB DE CV	121,667	192,213	146,226	COMMON STOCK
ALPHA & OMEGA SEMICONDUCTOR LT	8,300	72,698	176,541	COMMON STOCK
ALPHABET INC-CL A	152	89,661	120,452	COMMON STOCK
ALPHABET INC-CL C	2,602	1,373,912	2,008,276	COMMON STOCK
ALPHABET INC-CL C	2,212	1,210,215	1,707,266	COMMON STOCK
ALPS ELECTRIC CO LTD	49,400	1,224,015	1,196,934	COMMON STOCK
ALTEK CORP	119,000	83,679	81,785	COMMON STOCK
ALTRIA GROUP INC	20,343	1,193,808	1,375,594	COMMON STOCK
ALTRIA GROUP INC	5,168	220,579	349,460	COMMON STOCK
AMADEUS IT GROUP SA	6,177	245,765	281,261	COMMON STOCK
AMAZON COM INC	1,100	841,886	824,857	COMMON STOCK
AMAZON COM INC	5,796	1,360,444	4,346,247	COMMON STOCK
AMAZON COM INC	4,379	1,419,596	3,283,681	COMMON STOCK
AMBAC FINANCIAL GROUP INC	6,518	120,766	146,655	COMMON STOCK
AMERICA MOVIL SAB DE CV	5,170	126,427	64,987	COMMON STOCK
AMERICAN AIRLINES GROUP INC	36,421	1,366,680	1,700,496	COMMON STOCK
AMERICAN EAGLE OUTFITTERS INC	15,720	287,030	238,472	COMMON STOCK
AMERICAN EXPRESS CO	10,480	958,370	776,358	COMMON STOCK
AMERICAN INTERNATIONAL GROUP I	36,549	828,934	857,440	COMMON STOCK
AMERICAN INTERNATIONAL GROUP I	28,525	1,543,924	1,862,968	COMMON STOCK
AMERICAN INTERNATIONAL GROUP I	18,500	1,007,786	1,208,235	COMMON STOCK
AMERICAN RENAL ASSOCIATES HOLD	3,483	85,075	74,118	COMMON STOCK
AMERIS BANCORP	4,158	121,657	181,289	COMMON STOCK
AMERISAFE INC	2,292	98,739	142,906	COMMON STOCK
AMN HEALTHCARE SERVICES INC	1,756	58,250	67,518	COMMON STOCK
AMTRUST FINANCIAL SERVICES INC	5,597	153,252	153,246	COMMON STOCK
ANGLO AMERICAN PLATINUM LTD	4,170	173,557	80,628	COMMON STOCK
ANGLO AMERICAN PLC	66,675	364,535	955,689	COMMON STOCK
ANIXTER INTERNATIONAL INC	3,353	218,831	271,761	COMMON STOCK

**CASEY FAMILY PROGRAMS**  
**EIN # 91-0793881**  
**2016 FORM 990-PF**  
**PART II, LINE 10B CORPORATE STOCK**

Security Name	Shares/Par	Cost	Market Value	Description
ANTHEM INC	1,866	245,472	268,275	COMMON STOCK
ANTHEM INC	1,739	198,898	250,016	COMMON STOCK
ANTOFAGASTA PLC	58,597	456,704	488,736	COMMON STOCK
ANWORTH MORTGAGE ASSET CORP	24,725	128,931	127,828	COMMON STOCK
AP MOLLER - MAERSK A/S	147	321,173	235,006	COMMON STOCK
APPLIED MATERIALS INC	11,072	263,627	357,293	COMMON STOCK
ARBOR REALTY TRUST INC	10,700	79,031	79,822	COMMON STOCK
ARCELORMITTAL	76,362	582,922	557,443	COMMON STOCK
ARTESIAN RESOURCES CORP	1,700	53,488	54,298	COMMON STOCK
ASAHI KASEI CORP	43,000	392,585	375,861	COMMON STOCK
ASML HOLDING NV	13,240	1,138,581	1,485,528	COMMON STOCK
ASPEN INSURANCE HOLDINGS LTD	771	35,857	42,405	COMMON STOCK
ASSA ABLOY AB	14,784	251,973	275,188	COMMON STOCK
ASSOCIATED BRITISH FOODS PLC	1,335	57,916	45,281	COMMON STOCK
ASSURED GUARANTY LTD	7,134	206,722	269,451	COMMON STOCK
ASTELLAS PHARMA INC	11,100	114,038	154,506	COMMON STOCK
ASTRAZENECA PLC	1,699	125,940	93,160	COMMON STOCK
ATLAS COPCO AB	15,059	428,056	459,995	COMMON STOCK
ATLAS COPCO AB	31,742	518,813	969,597	COMMON STOCK
ATLAS COPCO AB	22,200	680,931	678,126	COMMON STOCK
ATLISSIAN CORP PLC	22,984	617,763	553,455	COMMON STOCK
ATTENDO AB	6,932	65,698	60,090	COMMON STOCK
ATWOOD OCEANICS INC	7,167	74,283	94,103	COMMON STOCK
AURELIUS EQUITY OPPORTUNITIES	1,543	57,081	90,520	COMMON STOCK
AVANCE GAS HOLDING LTD	19,240	204,600	59,233	COMMON STOCK
AVIS BUDGET GROUP INC	2,796	159,354	102,557	COMMON STOCK
AVIVA PLC	16,912	145,292	101,645	COMMON STOCK
AVNET INC	37,500	1,704,801	1,785,375	COMMON STOCK
AVON PRODUCTS INC	4,339	27,929	21,869	COMMON STOCK
AXIS CAPITAL HOLDINGS LTD	14,425	808,288	941,520	COMMON STOCK
B&B TOOLS AB	645	10,482	13,561	COMMON STOCK
BAIDU INC	16,000	1,726,354	2,630,560	COMMON STOCK
BAIDU INC	1,128	227,806	185,454	COMMON STOCK
BAKKAFROST P/F	1,843	53,644	73,397	COMMON STOCK
BANCA IFIS SPA	11,070	248,523	303,578	COMMON STOCK
BANCA MONTE DEI PASCHI DI SIEN	1,063	193,880	16,908	COMMON STOCK
BANCA POPOLARE DI MILANO SCARL	539,601	441,745	203,924	COMMON STOCK
BANCO BILBAO VIZCAYA ARGENTARI	6,633	81,093	44,873	COMMON STOCK
BANCO BRADESCO SA	10,900	92,481	94,939	COMMON STOCK
BANCO LATINOAMERICANO DE COMER	7,600	215,808	223,744	COMMON STOCK
BANCO POPOLARE SC	143,415	838,799	346,704	COMMON STOCK
BANCORPSOUTH INC	7,317	165,745	227,193	COMMON STOCK
BANG & OLUFSEN A/S	12,231	142,288	138,800	COMMON STOCK
BANGKOK BANK PCL	49,800	307,398	221,809	COMMON STOCK
BANGKOK BANK PCL	23,038	101,138	103,898	COMMON STOCK
BANK OF AMERICA CORP	81,768	1,278,141	1,807,073	COMMON STOCK
BANK OF AMERICA CORP	84,125	1,146,035	1,859,163	COMMON STOCK
BANK OF AMERICA CORP-CW19	81,452	485,116	810,447	COMMON STOCK
BANK OF AMERICA CORP-CW19	27,253	31,744	26,163	COMMON STOCK
BANK OF IRELAND	352,523	127,396	87,007	COMMON STOCK
BANK OF MONTREAL	5,600	375,394	402,752	COMMON STOCK
BANK OF THE OZARKS INC	4,232	82,663	222,561	COMMON STOCK
BANK ST PETERSBURG PJSC	177,781	111,825	194,545	COMMON STOCK
BANKRATE INC	32,132	398,656	355,059	COMMON STOCK
BANNER CORP	7,083	257,441	395,302	COMMON STOCK
BARCLAYS PLC	192,656	657,961	531,935	COMMON STOCK
BARNES GROUP INC	4,308	173,387	204,285	COMMON STOCK
BARRICK GOLD CORP	21,040	384,950	336,219	COMMON STOCK
BARRICK GOLD CORP	8,858	147,789	141,947	COMMON STOCK
BASF SE	4,000	315,320	370,280	COMMON STOCK
BASHNEFT PJSC	3,335	155,079	196,050	COMMON STOCK



**CASEY FAMILY PROGRAMS**  
**EIN # 91-0793881**  
**2016 FORM 990-PF**  
**PART II, LINE 10B CORPORATE STOCK**

<b>Security Name</b>	<b>Shares/Par</b>	<b>Cost</b>	<b>Market Value</b>	<b>Description</b>
BAXTER INTERNATIONAL INC	6,775	304,912	300,404	COMMON STOCK
BAYER AG	933	130,630	97,552	COMMON STOCK
BAYER AG	6,930	856,174	724,583	COMMON STOCK
BEACON ROOFING SUPPLY INC	6,390	215,701	294,387	COMMON STOCK
BELMOND LTD	52,252	690,083	697,564	COMMON STOCK
BENCHMARK ELECTRONICS INC	9,986	214,352	304,573	COMMON STOCK
BERKSHIRE HATHAWAY INC	5,665	736,984	923,282	COMMON STOCK
BERRY GLOBAL GROUP INC	6,783	239,463	330,536	COMMON STOCK
BGEO GROUP PLC	834	33,739	30,751	COMMON STOCK
BILLERUDKORSNAS AB	27,996	491,543	471,500	COMMON STOCK
BIM BIRLESIK MAGAZALAR AS	5,198	103,881	72,408	COMMON STOCK
BIO-RAD LABORATORIES INC	1,379	165,379	251,364	COMMON STOCK
BLACK HILLS CORP	5,098	250,358	312,711	COMMON STOCK
BLACKSTONE MORTGAGE TRUST INC	11,041	295,657	332,003	COMMON STOCK
BLUE BIRD CORP	5,200	78,207	80,340	COMMON STOCK
BLUE NILE INC	3,573	99,534	145,171	COMMON STOCK
BLUEBIRD BIO INC	9,175	1,197,627	566,098	COMMON STOCK
BNC BANCORP	7,753	180,288	247,321	COMMON STOCK
BOLU CIMENTO SANAYII AS	30,009	71,980	53,319	COMMON STOCK
BOMBARDIER INC	38,450	133,286	61,931	COMMON STOCK
BOOT BARN HOLDINGS INC	17,500	240,201	219,100	COMMON STOCK
BOOT BARN HOLDINGS INC	6,898	79,285	86,363	COMMON STOCK
BOSTON PRIVATE FINANCIAL HOLDI	12,130	114,777	200,752	COMMON STOCK
BOTTOMLINE TECHNOLOGIES DE INC	5,200	111,087	130,104	COMMON STOCK
BOTTOMLINE TECHNOLOGIES DE INC	5,348	129,309	133,807	COMMON STOCK
BOVIS HOMES GROUP PLC	3,770	41,991	38,199	COMMON STOCK
BOYD GAMING CORP	2,783	51,946	56,133	COMMON STOCK
BOYD GAMING CORP	5,046	59,995	101,778	COMMON STOCK
BP PLC	34,487	1,133,080	1,289,124	COMMON STOCK
BP PLC	54,907	425,387	345,742	COMMON STOCK
BP PLC	29,175	862,501	1,090,562	COMMON STOCK
BPER BANCA	5,210	37,387	27,806	COMMON STOCK
BRAMBLES LTD	15,728	136,005	141,219	COMMON STOCK
BRENNTAG AG	34,305	1,654,847	1,910,473	COMMON STOCK
BRIDGESTONE CORP	5,769	202,600	208,433	COMMON STOCK
BRIGGS & STRATTON CORP	17,300	340,291	385,098	COMMON STOCK
BRIGHTCOVE INC	12,365	146,409	99,538	COMMON STOCK
BRINK'S CO/THE	5,970	210,666	246,263	COMMON STOCK
BRISTOL-MYERS SQUIBB CO	2,994	148,801	174,969	COMMON STOCK
BRITISH AMERICAN TOBACCO PLC	13,363	745,561	763,102	COMMON STOCK
BRITISH AMERICAN TOBACCO PLC	79,093	3,955,256	4,516,650	COMMON STOCK
BROADCOM LTD	8,810	1,308,932	1,557,344	COMMON STOCK
BROOKLINE BANCORP INC	9,765	104,680	160,146	COMMON STOCK
BT GROUP PLC	19,275	125,998	87,385	COMMON STOCK
BUILD-A-BEAR WORKSHOP INC	9,600	146,883	132,000	COMMON STOCK
BUREAU VERITAS SA	95,539	1,855,310	1,855,171	COMMON STOCK
BURLINGTON STORES INC	1,598	142,226	135,431	COMMON STOCK
BURLINGTON STORES INC	4,690	242,637	397,478	COMMON STOCK
CABOT CORP	3,300	169,480	166,782	COMMON STOCK
CABOT MICROELECTRONICS CORP	2,324	85,650	146,807	COMMON STOCK
CADENCE DESIGN SYSTEMS INC	10,700	239,404	269,854	COMMON STOCK
CAESARS ACQUISITION CO	8,719	96,507	117,707	COMMON STOCK
CAESARS ENTERTAINMENT CORP	27,800	213,561	236,300	COMMON STOCK
CALATLANTIC GROUP INC	3,473	132,629	118,117	COMMON STOCK
CALIFORNIA WATER SERVICE GROUP	4,540	119,466	153,906	COMMON STOCK
CALLON PETROLEUM CO	12,518	203,891	192,402	COMMON STOCK
CANADIAN NATURAL RESOURCES LTD	8,712	363,373	277,981	COMMON STOCK
CANON INC	6,200	180,262	175,153	COMMON STOCK
CANON INC	53,700	1,589,531	1,517,053	COMMON STOCK
CAPITAL ONE FINANCIAL CORP	9,436	769,983	823,197	COMMON STOCK
CAPITAL ONE FINANCIAL CORP	1,834	62,286	82,878	COMMON STOCK

**CASEY FAMILY PROGRAMS**  
**EIN # 91-0793881**  
**2016 FORM 990-PF**  
**PART II, LINE 10B CORPORATE STOCK**

<b>Security Name</b>	<b>Shares/Par</b>	<b>Cost</b>	<b>Market Value</b>	<b>Description</b>
CAPITAL ONE FINANCIAL CORP	15,500	1,049,659	1,352,220	COMMON STOCK
CARE CAPITAL PROPERTIES INC	12,870	355,814	321,750	COMMON STOCK
CARE COM INC	4,366	47,343	37,417	COMMON STOCK
CAREER EDUCATION CORP	9,100	90,998	91,819	COMMON STOCK
CAREER TECHNOLOGY MFG CO LTD	133,000	75,072	74,075	COMMON STOCK
CARLSBERG A/S	694	63,632	60,003	COMMON STOCK
CARRIZO OIL & GAS INC	4,941	235,222	184,546	COMMON STOCK
CASELLA WASTE SYSTEMS INC	6,492	57,972	80,566	COMMON STOCK
CATALENT INC	6,434	145,521	173,461	COMMON STOCK
CBRE GROUP INC	37,902	1,185,898	1,193,534	COMMON STOCK
CEMEX SAB DE CV	111,964	1,198,561	899,071	COMMON STOCK
CENOVUS ENERGY INC	61,550	788,511	931,252	COMMON STOCK
CENTERSTATE BANKS INC	3,857	66,219	97,081	COMMON STOCK
CENTRAL JAPAN RAILWAY CO	2,600	428,432	428,671	COMMON STOCK
CENTURYLINK INC	15,265	424,721	363,002	COMMON STOCK
CEVA INC	10,964	299,970	367,842	COMMON STOCK
CF INDUSTRIES HOLDINGS INC	2,150	108,978	67,682	COMMON STOCK
CHARLES SCHWAB CORP/THE	11,602	326,409	457,931	COMMON STOCK
CHARTER COMMUNICATIONS INC	553	95,849	159,220	COMMON STOCK
CHASE CORP	1,723	105,287	143,957	COMMON STOCK
CHESAPEAKE LODGING TRUST	18,084	516,139	467,652	COMMON STOCK
CHIMERA INVESTMENT CORP	8,500	136,178	144,670	COMMON STOCK
CHINA PETROLEUM & CHEMICAL COR	1,348,999	1,054,456	1,050,160	COMMON STOCK
CHINA PETROLEUM & CHEMICAL COR	405,903	318,008	315,985	COMMON STOCK
CHINA SYNTHETIC RUBBER CORP	52,000	40,452	46,064	COMMON STOCK
CHIPMOS TECHNOLOGIES INC	92,000	73,295	66,369	COMMON STOCK
CHUETSU PULP & PAPER CO LTD	45,000	90,372	91,825	COMMON STOCK
CIELO SA	96,800	688,532	829,493	COMMON STOCK
CIGNA CORP	9,600	1,322,937	1,280,544	COMMON STOCK
CISCO SYSTEMS INC	46,100	1,186,501	1,393,142	COMMON STOCK
CISCO SYSTEMS INC	2,037	51,393	61,558	COMMON STOCK
CITIGROUP INC	17,700	851,723	1,051,911	COMMON STOCK
CITIGROUP INC	33,722	1,665,978	2,004,098	COMMON STOCK
CITIGROUP INC	98,204	14,739	14,927	COMMON STOCK
CITIGROUP INC	33,525	1,417,556	1,992,391	COMMON STOCK
CITIZENS FINANCIAL GROUP INC	25,655	571,362	914,088	COMMON STOCK
CITRIX SYSTEMS INC	2,677	235,563	239,083	COMMON STOCK
CK HUTCHISON HOLDINGS LTD	11,307	141,254	128,191	COMMON STOCK
CLIFFS NATURAL RESOURCES INC	25,904	137,160	217,853	COMMON STOCK
CLIFFS NATURAL RESOURCES INC	8,544	59,655	71,855	COMMON STOCK
CMK CORP	13,900	66,416	82,112	COMMON STOCK
CNO FINANCIAL GROUP INC	20,303	342,133	388,802	COMMON STOCK
CNOOC LTD	1,691	197,483	209,616	COMMON STOCK
COBIZ FINANCIAL INC	8,981	54,027	151,689	COMMON STOCK
COCA-COLA EAST JAPAN CO LTD	3,863	76,319	85,318	COMMON STOCK
COGENT COMMUNICATIONS HOLDINGS	6,153	261,323	254,427	COMMON STOCK
COGNIZANT TECHNOLOGY SOLUTIONS	4,109	210,855	230,227	COMMON STOCK
COHERENT INC	1,700	179,993	233,555	COMMON STOCK
COLGATE-PALMOLIVE CO	8,800	654,257	575,872	COMMON STOCK
COLLINS FOODS LTD	45,118	150,605	214,642	COMMON STOCK
COLRUYT SA	58,876	2,957,540	2,918,985	COMMON STOCK
COLUMBIA BANKING SYSTEM INC	8,921	259,380	398,590	COMMON STOCK
COLUMBIA PROPERTY TRUST INC	4,494	106,551	97,070	COMMON STOCK
COLUMBIA SPORTSWEAR CO	2,393	130,239	139,512	COMMON STOCK
COMCAST CORP	13,932	818,478	962,005	COMMON STOCK
COMCAST CORP	8,570	515,186	591,759	COMMON STOCK
COMMERCEHUB INC	165	1,494	2,477	COMMON STOCK
COMMERCEHUB INC	330	3,009	4,960	COMMON STOCK
COMMERCIAL METALS CO	18,500	311,453	402,930	COMMON STOCK
COMMERZBANK AG	4,688	60,338	35,829	COMMON STOCK
COMMUNITY BANK SYSTEM INC	5,132	145,149	317,106	COMMON STOCK

**CASEY FAMILY PROGRAMS**  
**EIN # 91-0793881**  
**2016 FORM 990-PF**  
**PART II, LINE 10B CORPORATE STOCK**

<b>Security Name</b>	<b>Shares/Par</b>	<b>Cost</b>	<b>Market Value</b>	<b>Description</b>
COMMVault SYSTEMS INC	4,053	164,170	208,324	COMMON STOCK
COMPASS GROUP PLC	78,265	1,319,608	1,451,589	COMMON STOCK
COMPUTER ENGINEERING & CONSULT	3,200	30,987	50,784	COMMON STOCK
COMPUTER LEARNING CENTERS	236	0	0	COMMON STOCK
CONMED CORP	4,849	196,298	214,180	COMMON STOCK
CONNECTONE BANCORP INC	5,680	106,076	147,396	COMMON STOCK
CONOCOPHILLIPS	16,075	754,239	806,001	COMMON STOCK
CONSOL ENERGY INC	19,466	322,798	354,865	COMMON STOCK
CONSORCIO ARA SAB DE CV	537,104	248,496	168,419	COMMON STOCK
CONSTELLATION BRANDS INC	177	29,220	27,136	COMMON STOCK
CONTINENTAL AG	647	137,021	125,361	COMMON STOCK
CONVERGYS CORP	6,720	94,152	165,043	COMMON STOCK
COOPER TIRE & RUBBER CO	1,276	47,595	49,573	COMMON STOCK
COOR SERVICE MANAGEMENT HOLDIN	2,299	10,786	12,843	COMMON STOCK
COPA HOLDINGS SA	1,349	54,034	122,530	COMMON STOCK
CORELOGIC INC/UNITED STATES	7,154	202,943	263,482	COMMON STOCK
CORE-MARK HOLDING CO INC	3,923	134,107	168,964	COMMON STOCK
CORNERSTONE ONDEMAND INC	4,507	150,687	190,691	COMMON STOCK
CORNING INC	2,360	52,806	57,277	COMMON STOCK
COSAN LTD	12,900	64,758	98,493	COMMON STOCK
COSCO CAPITAL INC	108,800	22,629	18,603	COMMON STOCK
COSMOS PHARMACEUTICAL CORP	932	124,643	172,200	COMMON STOCK
COSTCO WHOLESALE CORP	8,382	995,880	1,342,042	COMMON STOCK
COTY INC	2,383	38,998	43,633	COMMON STOCK
CRANSWICK PLC	5,327	160,842	154,223	COMMON STOCK
CREDICORP LTD	835	132,242	131,813	COMMON STOCK
CREDIT AGRICOLE SA	43,305	529,206	538,063	COMMON STOCK
CREDITO VALTELLINE EUR3 5 SUB	315,883	0	0	COMMON STOCK
CREDITO VALTELLINESE SC	315,883	296,824	124,109	COMMON STOCK
CRH PLC	4,800	157,882	165,024	COMMON STOCK
CRH PLC	4,479	112,199	155,687	COMMON STOCK
CTRIPO COM INTERNATIONAL LTD	32,900	1,050,698	1,316,000	COMMON STOCK
CTRIPO COM INTERNATIONAL LTD	1,642	38,832	65,680	COMMON STOCK
CTS CORP	7,605	120,058	170,352	COMMON STOCK
CU BANCORP	2,784	63,829	99,528	COMMON STOCK
CUBESMART	8,355	132,343	223,663	COMMON STOCK
CURTISS-WRIGHT CORP	2,773	189,959	272,752	COMMON STOCK
CVB FINANCIAL CORP	15,936	263,775	365,412	COMMON STOCK
CYBERAGENT INC	6,564	155,029	162,531	COMMON STOCK
CYPRESS SEMICONDUCTOR CORP	15,447	163,553	176,714	COMMON STOCK
CYRUSONE INC	8,830	271,229	394,966	COMMON STOCK
DAIWA SECURITIES GROUP INC	33,411	277,247	206,336	COMMON STOCK
D'AMICO INTERNATIONAL SHIPPING	200,804	60,955	70,486	COMMON STOCK
DANA INC	6,141	112,020	116,556	COMMON STOCK
DELPHI AUTOMOTIVE PLC	2,808	188,426	189,119	COMMON STOCK
DELTA AIR LINES INC	29,701	1,091,175	1,460,992	COMMON STOCK
DENKA CO LTD	21,000	94,939	92,905	COMMON STOCK
DENNY'S CORP	10,720	109,653	137,538	COMMON STOCK
DENSO CORP	7,800	334,442	338,590	COMMON STOCK
DETOUR GOLD CORP	500	9,562	6,805	COMMON STOCK
DEUTSCHE BANK AG	2,306	80,096	41,956	COMMON STOCK
DEUTSCHE POST AG	4,700	153,531	153,878	COMMON STOCK
DEUTSCHE TELEKOM AG	7,295	121,527	125,842	COMMON STOCK
DEUTZ AG	6,579	32,626	37,090	COMMON STOCK
DEXCOM INC	11,000	1,007,266	656,700	COMMON STOCK
DIAGEO PLC	2,264	63,292	59,027	COMMON STOCK
DIAGEO PLC	7,550	858,541	784,747	COMMON STOCK
DIAGEO PLC	7,400	225,822	192,934	COMMON STOCK
DIALOG AXIATA PLC	855,569	63,781	59,970	COMMON STOCK
DIANA SHIPPING INC	22,138	69,508	66,857	COMMON STOCK
DIGI INTERNATIONAL INC	5,450	66,419	74,938	COMMON STOCK

**CASEY FAMILY PROGRAMS**  
**EIN # 91-0793881**  
**2016 FORM 990-PF**  
**PART II, LINE 10B CORPORATE STOCK**

<b>Security Name</b>	<b>Shares/Par</b>	<b>Cost</b>	<b>Market Value</b>	<b>Description</b>
DIME COMMUNITY BANCSHARES INC	3,524	43,810	70,832	COMMON STOCK
DIRECIONAL ENGENHARIA SA	3,600	5,539	5,044	COMMON STOCK
DISCOVER FINANCIAL SERVICES	4,200	237,475	302,778	COMMON STOCK
DISCOVERY COMMUNICATIONS INC	11,100	377,485	304,251	COMMON STOCK
DISCOVERY LTD	26,782	206,474	224,244	COMMON STOCK
DISH TV INDIA LTD	63,520	82,707	79,225	COMMON STOCK
DIXONS CARPHONE PLC	23,967	136,371	105,014	COMMON STOCK
DMCI HOLDINGS INC	418,250	144,450	111,561	COMMON STOCK
DMG MORI CO LTD	8,468	100,978	102,950	COMMON STOCK
DOMINION DIAMOND CORP	6,703	75,033	64,885	COMMON STOCK
DOMTAR CORP	6,500	254,795	253,695	COMMON STOCK
DONGKUK INDUSTRIES CO LTD	22,889	98,458	86,417	COMMON STOCK
DOVER CORP	15,550	988,968	1,165,162	COMMON STOCK
DOW CHEMICAL CO/THE	3,194	166,503	182,761	COMMON STOCK
DR PEPPER SNAPPLE GROUP INC	2,400	217,799	217,608	COMMON STOCK
DST SYSTEMS INC	1,714	200,154	183,655	COMMON STOCK
DSW INC	1,006	25,236	22,786	COMMON STOCK
DUCOMMUN INC	3,083	83,945	78,801	COMMON STOCK
DYNEX CAPITAL INC	23,400	166,922	159,588	COMMON STOCK
E ON SE	14,477	107,289	102,306	COMMON STOCK
E ON SE	8,400	87,824	59,220	COMMON STOCK
EAGLE MATERIALS INC	3,059	254,737	301,403	COMMON STOCK
EASTMAN CHEMICAL CO	2,600	187,724	195,546	COMMON STOCK
EATON CORP PLC	2,869	156,394	192,481	COMMON STOCK
EBAY INC	14,064	314,198	417,560	COMMON STOCK
EDWARDS LIFESCIENCES CORP	2,992	340,741	280,350	COMMON STOCK
EI GROUP PLC	56,055	116,915	84,156	COMMON STOCK
ELECTRONICS FOR IMAGING INC	3,563	146,716	156,273	COMMON STOCK
E-LITECOM CO LTD	4,423	76,539	34,826	COMMON STOCK
ELLAKTOR SA	4,225	12,339	4,857	COMMON STOCK
ELLINGTON RESIDENTIAL MORTGAGE	4,600	58,081	59,846	COMMON STOCK
EMCOR GROUP INC	5,470	240,334	387,057	COMMON STOCK
EMERGENT BIOSOLUTIONS INC	5,900	168,119	193,756	COMMON STOCK
EMPLOYERS HOLDINGS INC	3,201	84,177	126,760	COMMON STOCK
ENGILITY HOLDINGS INC	3,618	114,873	121,927	COMMON STOCK
ENSTAR GROUP LTD	1,134	78,875	224,192	COMMON STOCK
ENTEGRIS INC	17,887	216,020	320,177	COMMON STOCK
ENTERCOM COMMUNICATIONS CORP	3,905	38,831	59,747	COMMON STOCK
ENTRA ASA	9,470	104,842	94,340	COMMON STOCK
ENVISION HEALTHCARE CORP	2,402	180,949	152,023	COMMON STOCK
ENZO BIOCHEM INC	12,300	77,085	85,362	COMMON STOCK
EPAM SYSTEMS INC	3,988	168,122	256,468	COMMON STOCK
EQUIFAX INC	3,500	461,592	413,805	COMMON STOCK
ERSTE GROUP BANK AG	3,250	92,593	95,382	COMMON STOCK
ESPRIT HOLDINGS LTD	452,176	653,421	355,178	COMMON STOCK
ESTERLINE TECHNOLOGIES CORP	2,939	260,083	262,159	COMMON STOCK
ETHAN ALLEN INTERIORS INC	1,715	58,859	63,198	COMMON STOCK
EURAZEO SA	926	66,056	54,285	COMMON STOCK
EUROPLAN PJSC	13,765	144,538	163,145	COMMON STOCK
EVEN CONSTRUTORA E INCORPORADO	44,000	55,998	50,020	COMMON STOCK
EVONIK INDUSTRIES AG	17,631	604,838	527,763	COMMON STOCK
EVS BROADCAST EQUIPMENT SA	2,220	71,887	77,739	COMMON STOCK
EXELON CORP	3,284	115,081	116,549	COMMON STOCK
EXPERIAN PLC	4,400	81,059	84,964	COMMON STOCK
EXPRESS INC	6,800	131,335	73,168	COMMON STOCK
EXPRESS INC	2,436	31,653	26,211	COMMON STOCK
EXPRESS SCRIPTS HOLDING CO	16	1,094	1,101	COMMON STOCK
EXTENDED STAY AMERICA INC	6,969	111,117	112,549	COMMON STOCK
F5 NETWORKS INC	2,100	263,743	303,912	COMMON STOCK
FACEBOOK INC	10,692	1,231,778	1,230,115	COMMON STOCK
FACEBOOK INC	31,384	1,303,442	3,610,729	COMMON STOCK

**CASEY FAMILY PROGRAMS**  
**EIN # 91-0793881**  
**2016 FORM 990-PF**  
**PART II, LINE 10B CORPORATE STOCK**

<b>Security Name</b>	<b>Shares/Par</b>	<b>Cost</b>	<b>Market Value</b>	<b>Description</b>
FAIRFAX FINANCIAL HOLDINGS LTD	210	112,811	101,551	COMMON STOCK
FAIRMOUNT SANTRON HOLDINGS INC	4,898	48,612	57,747	COMMON STOCK
FCB FINANCIAL HOLDINGS INC	8,100	317,241	386,370	COMMON STOCK
FEDERAL NATIONAL MORTGAGE ASSO	6,550	24,385	25,545	COMMON STOCK
FEDERAL SIGNAL CORP	7,678	110,971	119,854	COMMON STOCK
FENG HSIN STEEL CO LTD	70,000	91,864	98,281	COMMON STOCK
FERRARI NV	3,425	194,809	199,130	COMMON STOCK
FERRARI NV	1,499	51,246	87,433	COMMON STOCK
FERROGLOBE PLC	7,064	67,871	76,503	COMMON STOCK
FIRST FINANCIAL BANKSHARES INC	7,122	151,918	321,914	COMMON STOCK
FIRST MERCHANTS CORP	7,667	196,437	288,663	COMMON STOCK
FIRST MIDWEST BANCORP INC/IL	8,943	123,346	225,632	COMMON STOCK
FIRST OF LONG ISLAND CORP/THE	3,183	37,164	90,875	COMMON STOCK
FIRSTCASH INC	2,546	117,035	119,662	COMMON STOCK
FIRSTENERGY CORP	10,315	350,270	319,456	COMMON STOCK
FISHER & PAYKEL HEALTHCARE COR	120	816	713	COMMON STOCK
FLETCHER BUILDING LTD	5,382	31,668	39,780	COMMON STOCK
FLUOR CORP	782	58,033	41,071	COMMON STOCK
FLUSHING FINANCIAL CORP	3,192	70,852	93,813	COMMON STOCK
FLUSHING FINANCIAL CORP	5,686	76,854	167,112	COMMON STOCK
FLYBE GROUP PLC	310,181	196,479	168,641	COMMON STOCK
FOMENTO DE CONSTRUCCIONES Y CO	14,178	162,710	112,920	COMMON STOCK
FONTERRA CO-OPERATIVE GROUP LT	35,755	135,946	149,592	COMMON STOCK
FORD MOTOR CO	35,417	586,926	429,608	COMMON STOCK
FORD MOTOR CO	74,075	974,731	898,530	COMMON STOCK
FORWARD AIR CORP	3,761	177,879	178,196	COMMON STOCK
FRANKLIN RESOURCES INC	30,725	1,206,697	1,216,096	COMMON STOCK
FRASER & NEAVE HOLDINGS BHD	6,900	38,687	36,115	COMMON STOCK
FREEPORT-MCMORAN INC	7,677	86,948	101,260	COMMON STOCK
FREIGHTWAYS LTD	7,848	25,385	36,939	COMMON STOCK
FRESENIUS MEDICAL CARE AG & CO	7,740	684,165	656,775	COMMON STOCK
FRESH DEL MONTE PRODUCE INC	3,200	128,485	194,016	COMMON STOCK
FUJIFILM HOLDINGS CORP	4,600	175,791	174,913	COMMON STOCK
GAFISA SA	276,900	189,153	158,243	COMMON STOCK
GAIN CAPITAL HOLDINGS INC	23,100	142,853	151,998	COMMON STOCK
GARMIN LTD	3,643	209,122	176,649	COMMON STOCK
GARTNER INC	2,630	191,316	265,814	COMMON STOCK
GAZPROM PJSC	158,913	851,737	802,511	COMMON STOCK
GAZPROM PJSC	30,789	125,209	155,484	COMMON STOCK
GEM DIAMONDS LTD	106,969	221,747	145,394	COMMON STOCK
GENTEX CORP	18,901	329,557	372,161	COMMON STOCK
GENTING MALAYSIA BHD	274,325	360,088	280,073	COMMON STOCK
GEORGE KENT MALAYSIA BHD	233,600	153,632	158,302	COMMON STOCK
GIBRALTAR INDUSTRIES INC	6,657	233,225	277,264	COMMON STOCK
GIBRALTAR INDUSTRIES INC	5,055	157,661	210,541	COMMON STOCK
GKN PLC	33,729	136,495	138,243	COMMON STOCK
GLACIER BANCORP INC	8,953	187,683	324,367	COMMON STOCK
GLAXOSMITHKLINE PLC	8,100	309,160	311,931	COMMON STOCK
GLENORE PLC	96,426	186,031	330,459	COMMON STOCK
GLOBAL PORTS INVESTMENTS PLC	46,043	201,634	184,172	COMMON STOCK
GLOBE TELECOM INC	6,936	255,117	210,539	COMMON STOCK
GN STORE NORD A/S	4,701	122,535	97,560	COMMON STOCK
GODADDY INC	2,500	78,539	87,375	COMMON STOCK
GODO STEEL LTD	1,300	23,949	23,551	COMMON STOCK
GOLAR LNG LTD	10,667	184,861	244,701	COMMON STOCK
GOLAR LNG LTD	2,607	57,014	59,805	COMMON STOCK
GOLD FIELDS LTD	3,753	14,487	11,963	COMMON STOCK
GOLDCORP INC	13,704	252,266	186,374	COMMON STOCK
GOLDEN ENTERTAINMENT INC	9,425	121,138	114,137	COMMON STOCK
GOLDEN OCEAN GROUP LTD	9,412	42,203	45,159	COMMON STOCK
GOLDMAN SACHS GROUP INC/THE	7,650	1,216,189	1,831,793	COMMON STOCK

**CASEY FAMILY PROGRAMS**  
**EIN # 91-0793881**  
**2016 FORM 990-PF**  
**PART II, LINE 10B CORPORATE STOCK**

<b>Security Name</b>	<b>Shares/Par</b>	<b>Cost</b>	<b>Market Value</b>	<b>Description</b>
GOLUB CAPITAL BDC INC	3,165	47,161	58,204	COMMON STOCK
GOODBABY INTERNATIONAL HOLDING	113,000	54,273	54,072	COMMON STOCK
GRACO INC	1,998	144,548	166,014	COMMON STOCK
GRANITE CONSTRUCTION INC	2,169	131,228	119,295	COMMON STOCK
GREAT EASTERN HOLDINGS LTD	15,000	270,186	210,874	COMMON STOCK
GREAT EASTERN SHIPPING CO LTD/	8,076	37,910	43,188	COMMON STOCK
GREAT WESTERN BANCORP INC	8,822	180,605	384,551	COMMON STOCK
GREEN DOT CORP	7,300	168,019	171,915	COMMON STOCK
GREENYARD NV	2,632	37,263	40,975	COMMON STOCK
GREIF INC	1,700	89,479	114,835	COMMON STOCK
GRIFOLS SA	6,318	155,202	125,815	COMMON STOCK
GROUPE EUROTUNNEL SE	15,355	202,207	146,312	COMMON STOCK
GRUPO AEROPORTUARIO DEL PACIFI	564	47,461	46,541	COMMON STOCK
GRUPO CARSO SAB DE CV	47,507	255,647	192,251	COMMON STOCK
GRUPO FINANCIERO GALICIA SA	5,675	53,244	152,771	COMMON STOCK
GRUPO MEXICO SAB DE CV	93,300	221,430	254,926	COMMON STOCK
GRUPO MEXICO SAB DE CV	39,645	107,857	108,323	COMMON STOCK
GRUPO NUTRESA SA	16,373	115,209	135,805	COMMON STOCK
GRUPO SIMEC SAB DE CV	17,100	45,872	82,423	COMMON STOCK
GUANGDONG PROVINCIAL EXPRESSWA	273,500	179,834	172,500	COMMON STOCK
HACKETT GROUP INC/THE	17,578	106,743	310,427	COMMON STOCK
HAL TRUST	993	155,944	188,411	COMMON STOCK
HALLIBURTON CO	972	63,181	52,575	COMMON STOCK
HALLIBURTON CO	19,050	663,923	1,030,415	COMMON STOCK
HANESBRANDS INC	9,842	249,750	212,292	COMMON STOCK
HANMI SEMICONDUCTOR CO LTD	5,254	72,922	67,208	COMMON STOCK
HANNOVER RUECK SE	21,484	1,749,257	2,329,474	COMMON STOCK
HANSTEEN HOLDINGS PLC	34,515	60,277	48,406	COMMON STOCK
HCA HEALTHCARE INC	6,893	353,890	510,220	COMMON STOCK
HCL TECHNOLOGIES LTD	14,398	178,950	175,642	COMMON STOCK
HDFC BANK LTD	16,160	1,052,380	980,589	COMMON STOCK
HECLA MINING CO	10,326	56,175	54,108	COMMON STOCK
HEINEKEN HOLDING NV	40,570	2,398,818	2,830,210	COMMON STOCK
HEINEKEN HOLDING NV	1,000	65,642	69,761	COMMON STOCK
HELLENIC BANK PCL	43,191	158,752	35,533	COMMON STOCK
HELLENIC EXCHANGES - ATHENS ST	11,870	64,648	61,222	COMMON STOCK
HELLENIC TELECOMMUNICATIONS OR	12,838	118,235	120,920	COMMON STOCK
HENDERSON LAND DEVELOPMENT CO	35,299	203,711	187,805	COMMON STOCK
HENKEL AG & CO KGAA	44,126	4,412,166	4,606,717	COMMON STOCK
HERC HOLDINGS INC	5,237	215,597	210,318	COMMON STOCK
HERC HOLDINGS INC	280	20,881	11,245	COMMON STOCK
HERITAGE FINANCIAL CORP/WA	4,658	75,458	119,944	COMMON STOCK
HERMES INTERNATIONAL	2,250	593,914	925,543	COMMON STOCK
HERTZ GLOBAL HOLDINGS INC	841	85,533	18,132	COMMON STOCK
HEWLETT PACKARD ENTERPRISE CO	18,090	336,272	418,603	COMMON STOCK
HEWLETT PACKARD ENTERPRISE CO	56,400	1,031,226	1,305,096	COMMON STOCK
HEXPOL AB	7,714	69,206	71,624	COMMON STOCK
HIGHWOODS PROPERTIES INC	3,231	121,273	164,813	COMMON STOCK
HILTON WORLDWIDE HOLDINGS INC	49,075	1,128,215	1,334,840	COMMON STOCK
HIROSE ELECTRIC CO LTD	11,880	1,574,514	1,475,897	COMMON STOCK
HITACHI CHEMICAL CO LTD	11,600	287,227	290,709	COMMON STOCK
HITACHI LTD	76,000	379,203	411,815	COMMON STOCK
HITACHI LTD	13,000	98,543	70,442	COMMON STOCK
HITACHI METALS LTD	29,700	406,553	403,351	COMMON STOCK
HITRON TECHNOLOGY INC	516,000	335,045	323,411	COMMON STOCK
HKSCAN OYJ	13,313	83,320	44,794	COMMON STOCK
HMS HOLDINGS CORP	4,663	43,351	84,680	COMMON STOCK
HNI CORP	7,303	383,562	408,384	COMMON STOCK
HOCHTIEF AG	891	125,954	125,038	COMMON STOCK
HOLIDAY ENTERTAINMENT CO LTD	3,000	5,183	4,766	COMMON STOCK
HOME BANCSHARES INC/AR	9,001	89,162	249,958	COMMON STOCK

**CASEY FAMILY PROGRAMS**  
**EIN # 91-0793881**  
**2016 FORM 990-PF**  
**PART II, LINE 10B CORPORATE STOCK**

<b>Security Name</b>	<b>Shares/Par</b>	<b>Cost</b>	<b>Market Value</b>	<b>Description</b>
HON HAI PRECISION INDUSTRY CO	20,565	109,307	103,853	COMMON STOCK
HONG LEONG FINANCIAL GROUP BHD	20,840	108,811	66,060	COMMON STOCK
HONGKONG & SHANGHAI HOTELS LTD	273,870	390,972	303,784	COMMON STOCK
HOKER FURNITURE CORP	7,000	178,275	265,650	COMMON STOCK
HOSKEN CONSOLIDATED INVESTMENT	46,672	710,813	462,795	COMMON STOCK
HOUSING DEVELOPMENT FINANCE CO	49,000	649,431	911,557	COMMON STOCK
HOWDEN JOINERY GROUP PLC	83,025	429,458	393,740	COMMON STOCK
HP INC	12,900	187,107	191,436	COMMON STOCK
HP INC	5,000	82,821	74,200	COMMON STOCK
HSBC BANK 0% ELN SNR NTS	198,780	237,704	200,827	COMMON STOCK
HSBC BANK PALMS1180 20-NOV-17	40,499	154,491	152,791	COMMON STOCK
HSBC BANK PALMS1252 04-JUN-18	2,380	80,995	79,078	COMMON STOCK
HSBC BANK PALMS1253 25-JUN-18	32,457	127,965	131,970	COMMON STOCK
HSBC BANK PALMS1298 26-AUG-19	27,938	128,630	128,425	COMMON STOCK
HSBC BANK PLC	71,569	257,234	267,382	COMMON STOCK
HSBC HOLDINGS PLC	14,938	151,520	121,252	COMMON STOCK
HUABAO INTERNATIONAL HOLDINGS	166,281	128,124	70,560	COMMON STOCK
HUATAI SECURITIES CO LTD	198,400	458,016	378,726	COMMON STOCK
HUDBAY MINERALS INC	11,200	47,815	63,840	COMMON STOCK
HUDSON PACIFIC PROPERTIES INC	6,610	109,337	229,896	COMMON STOCK
HUHTAMAKI OYJ	4,410	130,758	164,103	COMMON STOCK
HUMMINGBIRD RESOURCES PLC	109,873	35,522	24,777	COMMON STOCK
HUNTINGTON BANCSHARES INC/OH	10,576	103,140	139,815	COMMON STOCK
HYUNDAI MOBIS CO LTD	313	84,864	68,415	COMMON STOCK
IAR SYSTEMS GROUP AB	462	11,068	10,476	COMMON STOCK
ICICI BANK LTD	45,555	180,766	171,360	COMMON STOCK
ICU MEDICAL INC	869	122,180	128,047	COMMON STOCK
IDACORP INC	4,738	239,039	381,646	COMMON STOCK
IDEA CELLULAR LTD	30,223	77,776	33,020	COMMON STOCK
IDFC LTD	167,868	123,070	132,944	COMMON STOCK
IDI INSURANCE CO LTD	379	18,522	18,356	COMMON STOCK
IGM FINANCIAL INC	9,673	274,849	275,537	COMMON STOCK
IHEARTMEDIA INC	8,468	71,161	9,399	COMMON STOCK
II-VI INC	10,115	184,100	299,910	COMMON STOCK
ILG INC	2,073	33,226	37,666	COMMON STOCK
ILLUMINA INC	22,417	2,080,746	2,870,273	COMMON STOCK
IMPALA PLATINUM HOLDINGS LTD	15,927	151,925	49,778	COMMON STOCK
IMPERIAL BRANDS PLC	2,786	149,505	121,330	COMMON STOCK
IMPERIAL BRANDS PLC	61,887	2,312,133	2,708,974	COMMON STOCK
IMPERIAL OIL LTD	11,237	569,508	391,395	COMMON STOCK
IMPERVA INC	2,372	93,887	91,085	COMMON STOCK
INDEPENDENT BANK CORP/ROCKLAND	4,184	138,201	294,763	COMMON STOCK
INDEPENDENT BANK GROUP INC	2,121	72,987	132,350	COMMON STOCK
INDIAN OIL CORP LTD	72,762	226,505	348,479	COMMON STOCK
INDOSAT TBK PT	116,128	36,974	55,596	COMMON STOCK
INDUSTRIA DE DISENO TEXTIL SA	64,100	1,385,087	2,192,575	COMMON STOCK
INDUSTRIA DE DISENO TEXTIL SA	12,532	368,048	428,664	COMMON STOCK
INFICON HOLDING AG	145	49,766	52,359	COMMON STOCK
INFINEON TECHNOLOGIES AG	92,060	1,179,968	1,603,126	COMMON STOCK
INGEVITY CORP	330	9,348	18,104	COMMON STOCK
INMOBILIARIA COLONIAL SA	2,565	19,685	17,810	COMMON STOCK
INMOBILIARIA DEL SUR SA	2,912	29,906	24,295	COMMON STOCK
INOX LEISURE LTD	6,749	19,507	22,981	COMMON STOCK
INTEGRA LIFESCIENCES HOLDINGS	2,183	133,163	187,280	COMMON STOCK
INTEL CORP	28,427	978,026	1,031,047	COMMON STOCK
INTEL CORP	9,648	331,448	349,933	COMMON STOCK
INTEL CORP	24,725	797,507	896,776	COMMON STOCK
INTERCONTINENTAL HOTELS GROUP	1,538	73,442	69,138	COMMON STOCK
INTERNATIONAL CONSOLIDATED AIR	20,252	116,616	110,333	COMMON STOCK
INTERNATIONAL SPEEDWAY CORP	5,800	226,704	213,440	COMMON STOCK
INTERROLL HOLDING AG	28	22,771	30,580	COMMON STOCK

**CASEY FAMILY PROGRAMS**  
**EIN # 91-0793881**  
**2016 FORM 990-PF**  
**PART II, LINE 10B CORPORATE STOCK**

Security Name	Shares/Par	Cost	Market Value	Description
INTERSIL CORP	10,139	109,834	226,100	COMMON STOCK
INTESA SANPAOLO SPA	64,433	189,496	164,873	COMMON STOCK
INTUITIVE SURGICAL INC	2,178	702,963	1,381,222	COMMON STOCK
INVESTOR AB	4,352	159,803	163,117	COMMON STOCK
IONIS PHARMACEUTICALS INC	14,874	746,742	711,423	COMMON STOCK
IRISH BANK RESOLUTION CORP LTD	3,842	8,762	0	COMMON STOCK
ISLE OF CAPRI CASINOS INC	147	2,658	3,629	COMMON STOCK
ISRAEL CHEMICALS LTD	121,694	998,698	499,595	COMMON STOCK
ITAU UNIBANCO HOLDING SA	34,436	349,139	354,002	COMMON STOCK
ITE TECHNOLOGY INC	76,000	77,482	71,097	COMMON STOCK
ITFOR INC	8,400	47,226	45,516	COMMON STOCK
ITT INC	6,730	234,626	259,576	COMMON STOCK
IVANHOE MINES LTD	9,040	13,908	17,122	COMMON STOCK
IXIA	12,518	126,387	201,540	COMMON STOCK
J ALEXANDER'S HOLDINGS INC	8,100	76,863	87,075	COMMON STOCK
J D WETHERSPOON PLC	6,657	70,189	73,044	COMMON STOCK
JACK IN THE BOX INC	3,017	260,550	336,818	COMMON STOCK
JAHWA ELECTRONICS CO LTD	7,217	92,638	101,879	COMMON STOCK
JAMES HARDIE INDUSTRIES PLC	4,852	75,341	77,188	COMMON STOCK
JAMES HARDIE INDUSTRIES PLC	47,620	629,983	757,562	COMMON STOCK
JAMMU & KASHMIR BANK LTD/THE	167,270	183,322	146,272	COMMON STOCK
JANUS CAPITAL GROUP INC	8,100	108,898	107,487	COMMON STOCK
JAPAN AIRLINES CO LTD	12,950	358,975	379,168	COMMON STOCK
JAPAN TOBACCO INC	1,387	47,413	45,712	COMMON STOCK
JARDINE MATHESON HOLDINGS LTD	18,626	1,112,528	1,029,087	COMMON STOCK
JARDINE STRATEGIC HOLDINGS LTD	27,099	969,528	899,687	COMMON STOCK
JC PENNEY CO INC	15,916	143,211	132,262	COMMON STOCK
JD COM INC	16,923	443,298	430,521	COMMON STOCK
JOHN WOOD GROUP PLC	5,715	75,690	61,861	COMMON STOCK
JOHNSON ELECTRIC HOLDINGS LTD	16,000	59,592	42,305	COMMON STOCK
JOLLIBEE FOODS CORP	37,580	156,286	146,654	COMMON STOCK
JPMORGAN CHASE & CO	3,157	184,743	272,418	COMMON STOCK
JPMORGAN CHASE & CO	3,482	61,636	154,148	COMMON STOCK
JPMORGAN CHASE & CO	20,275	1,212,131	1,749,530	COMMON STOCK
JUNO THERAPEUTICS INC	18,832	741,981	354,983	COMMON STOCK
K12 INC	17,688	226,514	303,526	COMMON STOCK
KABU COM SECURITIES CO LTD	9,908	32,418	34,149	COMMON STOCK
KAISER ALUMINUM CORP	1,509	105,885	117,234	COMMON STOCK
KAKAKU COM INC	96,500	1,648,943	1,600,129	COMMON STOCK
KAMAN CORP	4,412	135,853	215,879	COMMON STOCK
KANSAS CITY SOUTHERN	1,210	143,999	102,669	COMMON STOCK
KAO CORP	27,800	886,980	1,320,700	COMMON STOCK
KAPPAHL AB	9,334	51,898	51,886	COMMON STOCK
KAPSTONE PAPER AND PACKAGING C	10,736	214,449	236,729	COMMON STOCK
KASAI KOGYO CO LTD	9,100	113,425	108,215	COMMON STOCK
KC TECH CO LTD	10,025	91,453	133,634	COMMON STOCK
KENNEDY-WILSON HOLDINGS INC	14,896	263,761	305,368	COMMON STOCK
KERING	6,340	980,183	1,426,362	COMMON STOCK
KERING	6,420	1,290,071	1,444,360	COMMON STOCK
KEYENCE CORP	2,500	998,888	1,719,038	COMMON STOCK
KEYENCE CORP	2,100	1,142,860	1,443,992	COMMON STOCK
KIA MOTORS CORP	2,045	112,577	66,457	COMMON STOCK
KIMBALL ELECTRONICS INC	6,912	117,143	125,798	COMMON STOCK
KIMBALL INTERNATIONAL INC	6,066	71,269	106,519	COMMON STOCK
KINNEVIK AB	1,536	57,095	36,910	COMMON STOCK
KINROSS GOLD CORP	13,532	28,082	42,280	COMMON STOCK
KINSALE CAPITAL GROUP INC	3,491	79,321	118,729	COMMON STOCK
KIRBY CORP	1,009	60,871	67,099	COMMON STOCK
KISCO CORP	699	23,024	21,442	COMMON STOCK
KKR & CO LP	13,744	261,141	211,520	COMMON STOCK
KLX INC	6,521	263,813	294,162	COMMON STOCK



**CASEY FAMILY PROGRAMS**  
**EIN # 91-0793881**  
**2016 FORM 990-PF**  
**PART II, LINE 10B CORPORATE STOCK**

<b>Security Name</b>	<b>Shares/Par</b>	<b>Cost</b>	<b>Market Value</b>	<b>Description</b>
KNIGHT TRANSPORTATION INC	3,521	122,367	116,369	COMMON STOCK
KOC HOLDING AS	72,871	378,551	285,882	COMMON STOCK
KOMATSU LTD	66,800	1,225,752	1,516,294	COMMON STOCK
KONE OYJ	9,636	481,316	432,663	COMMON STOCK
KONINKLIJKE DSM NV	1,164	75,486	69,931	COMMON STOCK
KONINKLIJKE KPN NV	92,065	313,254	273,255	COMMON STOCK
KONINKLIJKE PHILIPS NV	26,212	771,068	801,301	COMMON STOCK
KOPPERS HOLDINGS INC	7,945	219,568	320,184	COMMON STOCK
KOREA AEROSPACE INDUSTRIES LTD	687	38,683	38,110	COMMON STOCK
KOREA CIRCUIT CO LTD	3,731	35,325	35,061	COMMON STOCK
KOREA ELECTRIC POWER CORP	14,126	361,025	261,048	COMMON STOCK
KROGER CO/THE	8,421	232,361	290,609	COMMON STOCK
KT CORP	3,614	98,821	87,971	COMMON STOCK
KT&G CORP	13,652	961,796	1,141,623	COMMON STOCK
KUMBA IRON ORE LTD	13,449	134,351	156,372	COMMON STOCK
KUREHA CORP	600	22,807	22,609	COMMON STOCK
KURIMOTO LTD	4,500	82,698	87,542	COMMON STOCK
KURITA WATER INDUSTRIES LTD	34,900	746,025	770,203	COMMON STOCK
LABRADOR IRON ORE ROYALTY CORP	9,900	96,050	137,458	COMMON STOCK
LAKELAND FINANCIAL CORP	3,387	54,443	160,408	COMMON STOCK
LAMAR ADVERTISING CO	16,250	992,906	1,092,650	COMMON STOCK
LAND & HOUSES PCL	334,100	104,251	91,431	COMMON STOCK
LAS VEGAS SANDS CORP	6,500	371,101	347,165	COMMON STOCK
LASSILA & TIKANOJA OYJ	3,424	70,077	69,340	COMMON STOCK
LAZARD LTD	15,698	808,882	645,031	COMMON STOCK
LEGACYTEXAS FINANCIAL GROUP IN	10,240	228,106	440,934	COMMON STOCK
LEGRAND SA	3,629	209,155	206,504	COMMON STOCK
LELON ELECTRONICS CORP	75,000	93,231	90,757	COMMON STOCK
LENTA LTD	22,729	162,050	186,378	COMMON STOCK
LEONI AG	1,069	72,024	38,161	COMMON STOCK
LEUCADIA NATIONAL CORP	1,688	40,347	39,246	COMMON STOCK
LEVEL 3 COMMUNICATIONS INC	6,575	294,955	370,567	COMMON STOCK
LIBERTY BROADBAND CORP	1,855	87,237	134,413	COMMON STOCK
LIBERTY BROADBAND CORP	1,680	74,985	124,438	COMMON STOCK
LIBERTY EXPEDIA HOLDINGS INC	661	19,418	26,222	COMMON STOCK
LIBERTY GLOBAL PLC	19,441	691,359	594,700	COMMON STOCK
LIBERTY GLOBAL PLC	22,260	759,751	661,122	COMMON STOCK
LIBERTY GLOBAL PLC	375	10,097	11,471	COMMON STOCK
LIBERTY GLOBAL PLC	918	24,584	27,265	COMMON STOCK
LIBERTY GLOBAL PLC LILAC	6,725	263,858	147,681	COMMON STOCK
LIBERTY GLOBAL PLC LILAC	4,257	171,455	90,121	COMMON STOCK
LIBERTY GLOBAL PLC LILAC	47	1,467	1,027	COMMON STOCK
LIBERTY GLOBAL PLC LILAC	115	3,728	2,425	COMMON STOCK
LIBERTY INTERACTIVE CORP QVC G	17,800	362,694	355,644	COMMON STOCK
LIBERTY INTERACTIVE CORP QVC G	9,686	236,694	193,526	COMMON STOCK
LIBERTY MEDIA CORP-LIBERTY BRA	262	8,749	5,368	COMMON STOCK
LIBERTY MEDIA CORP-LIBERTY BRA	618	9,588	12,725	COMMON STOCK
LIBERTY MEDIA CORP-LIBERTY FOR	841	22,002	26,349	COMMON STOCK
LIBERTY MEDIA CORP-LIBERTY FOR	655	16,665	20,534	COMMON STOCK
LIBERTY MEDIA CORP-LIBERTY SIR	5,091	131,410	175,741	COMMON STOCK
LIBERTY MEDIA CORP-LIBERTY SIR	4,254	111,230	144,296	COMMON STOCK
LIBERTY TRIPADVISOR HOLDINGS I	4,209	107,015	63,345	COMMON STOCK
LIBERTY VENTURES	992	24,984	36,575	COMMON STOCK
LIC HOUSING FINANCE LTD	22,790	138,414	187,941	COMMON STOCK
LIFE STORAGE INC	2,532	264,797	215,878	COMMON STOCK
LIFEVANTAGE CORP	3,800	51,793	30,970	COMMON STOCK
LINCOLN NATIONAL CORP	3,045	150,560	201,792	COMMON STOCK
LINTEC CORP	1,200	26,493	26,267	COMMON STOCK
LIONS GATE ENTERTAINMENT CORP	444	11,588	10,896	COMMON STOCK
LIQUIDITY SERVICES INC	19,884	144,472	193,869	COMMON STOCK
LITHIA MOTORS INC	2,810	243,187	272,092	COMMON STOCK

**CASEY FAMILY PROGRAMS**  
**EIN # 91-0793881**  
**2016 FORM 990-PF**  
**PART II, LINE 10B CORPORATE STOCK**

Security Name	Shares/Par	Cost	Market Value	Description
LIVANOVA PLC	2,956	134,672	132,931	COMMON STOCK
LIVE NATION ENTERTAINMENT INC	12,987	335,547	345,454	COMMON STOCK
LIXIL GROUP CORP	3,500	88,045	79,642	COMMON STOCK
LLOYDS BANKING GROUP PLC	2,208,495	2,654,728	1,705,852	COMMON STOCK
LOCALIZA RENT A CAR SA	11,470	70,020	120,596	COMMON STOCK
LOCKHEED MARTIN CORP	1,006	171,045	251,440	COMMON STOCK
LOEWS CORP	2,510	105,615	117,543	COMMON STOCK
LOGO YAZILIM SANAYI VE TICARET	4,650	75,854	71,847	COMMON STOCK
LOPEZ HOLDINGS CORP	1,738,300	222,342	272,743	COMMON STOCK
L'OREAL SA	1,770	329,665	323,722	COMMON STOCK
L'OREAL SA	3,871	399,963	707,981	COMMON STOCK
LOUISIANA-PACIFIC CORP	3,366	48,654	63,718	COMMON STOCK
LOWE'S COS INC	4,187	207,140	297,779	COMMON STOCK
LSI INDUSTRIES INC	3,494	41,412	34,032	COMMON STOCK
LUCARA DIAMOND CORP	84,100	242,289	190,645	COMMON STOCK
LUCECO PLC	25,592	40,433	60,637	COMMON STOCK
LUKOIL PJSC	12,093	600,034	678,659	COMMON STOCK
LUKOIL PJSC	1,230	69,129	69,003	COMMON STOCK
LUXFER HOLDINGS PLC	4,133	41,878	45,008	COMMON STOCK
LUXOTTICA GROUP SPA	5,599	309,817	301,773	COMMON STOCK
LYONDELLBASELL INDUSTRIES NV	1,110	80,825	95,216	COMMON STOCK
MACA LTD	20,456	28,396	25,403	COMMON STOCK
MACQUARIE GROUP LTD	4,236	263,912	267,222	COMMON STOCK
MAIDEN HOLDINGS LTD	13,039	149,628	227,531	COMMON STOCK
MAKINO MILLING MACHINE CO LTD	3,000	18,356	23,535	COMMON STOCK
MAN WAH HOLDINGS LTD	187,856	71,770	127,206	COMMON STOCK
MANAPPURAM FINANCE LTD	531,434	220,810	526,971	COMMON STOCK
MANGALORE REFINERY & PETROCHEM	101,790	138,814	147,278	COMMON STOCK
MANHATTAN ASSOCIATES INC	464	29,003	24,606	COMMON STOCK
MARINE HARVEST ASA	10,358	128,833	187,791	COMMON STOCK
MARINE PRODUCTS CORP	4,420	49,487	61,305	COMMON STOCK
MARKEL CORP	252	187,413	227,934	COMMON STOCK
MARLIN BUSINESS SERVICES CORP	1,687	30,679	35,258	COMMON STOCK
MARRIOTT VACATIONS WORLDWIDE C	3,654	240,283	310,042	COMMON STOCK
MARSTON'S PLC	110,352	250,275	185,445	COMMON STOCK
MARUBENI CORP	91,500	501,062	519,966	COMMON STOCK
MASCO CORP	5,409	107,521	171,033	COMMON STOCK
MASIMO CORP	5,454	288,210	367,600	COMMON STOCK
MASONITE INTERNATIONAL CORP	2,284	159,498	150,287	COMMON STOCK
MATICHON PCL	105,000	21,847	17,886	COMMON STOCK
MATRIX SERVICE CO	8,500	161,184	192,950	COMMON STOCK
MATSUI CONSTRUCTION CO LTD	8,100	81,473	73,753	COMMON STOCK
MAXIM INTEGRATED PRODUCTS INC	8,700	341,338	335,559	COMMON STOCK
MAXIMUS INC	2,845	150,838	158,723	COMMON STOCK
MAZDA MOTOR CORP	9,201	73,503	74,804	COMMON STOCK
MB FINANCIAL INC	9,317	201,849	440,042	COMMON STOCK
MBIA INC	96,056	962,363	1,027,799	COMMON STOCK
MBK PCL	1,775,590	868,765	718,953	COMMON STOCK
MD MEDICAL GROUP INVESTMENTS P	8,013	74,981	75,723	COMMON STOCK
MEBUKI FINANCIAL GROUP INC	28,618	116,897	106,243	COMMON STOCK
MEDTRONIC PLC	8,000	633,139	569,840	COMMON STOCK
MEDUSA MINING LTD	135,379	69,948	49,014	COMMON STOCK
MEGACABLE HOLDINGS SAB DE CV	21,360	88,293	72,525	COMMON STOCK
MEGAFON PJSC	4,796	46,390	45,537	COMMON STOCK
MENTOR GRAPHICS CORP	5,392	129,770	198,911	COMMON STOCK
MERCER INTERNATIONAL INC	2,973	41,999	31,662	COMMON STOCK
MERITAGE HOMES CORP	3,476	129,205	120,965	COMMON STOCK
METHANEX CORP	290	17,389	12,702	COMMON STOCK
METLIFE INC	22,750	1,005,994	1,225,998	COMMON STOCK
MFA FINANCIAL INC	25,391	180,917	193,733	COMMON STOCK
MGM RESORTS INTERNATIONAL	32,479	781,946	936,370	COMMON STOCK

**CASEY FAMILY PROGRAMS**  
**EIN # 91-0793881**  
**2016 FORM 990-PF**  
**PART II, LINE 10B CORPORATE STOCK**

<b>Security Name</b>	<b>Shares/Par</b>	<b>Cost</b>	<b>Market Value</b>	<b>Description</b>
MICHELMERSH BRICK HOLDINGS PLC	451,698	484,146	275,330	COMMON STOCK
MICRO FOCUS INTERNATIONAL PLC	82,371	1,614,212	2,217,824	COMMON STOCK
MICRON TECHNOLOGY INC	30,240	827,414	662,861	COMMON STOCK
MICROSOFT CORP	5,011	219,376	311,384	COMMON STOCK
MICROSTRATEGY INC	89	15,121	17,569	COMMON STOCK
MID-AMERICA APARTMENT COMMUNIT	3,471	290,709	339,880	COMMON STOCK
MIDLAND HOLDINGS LTD	808,001	416,265	206,347	COMMON STOCK
MIDLAND IC&I LTD	4,103,380	24,828	23,816	COMMON STOCK
MINERALS TECHNOLOGIES INC	4,512	266,752	348,552	COMMON STOCK
MIRLE AUTOMATION CORP	57,000	63,456	66,057	COMMON STOCK
MISUMI GROUP INC	101,100	954,207	1,667,736	COMMON STOCK
MITSUBISHI ESTATE CO LTD	11,769	286,570	234,855	COMMON STOCK
MITSUBISHI GAS CHEMICAL CO INC	7,000	108,505	119,733	COMMON STOCK
MITSUBISHI UFJ FINANCIAL GROUP	4,121	27,872	25,446	COMMON STOCK
MKS INSTRUMENTS INC	4,389	125,565	260,707	COMMON STOCK
MMC NORILSK NICKEL PJSC	5,855	111,509	98,305	COMMON STOCK
MMC NORILSK NICKEL PJSC	673	103,745	111,594	COMMON STOCK
MMC NORILSK NICKEL PJSC	6,182	92,155	103,796	COMMON STOCK
MMC NORILSK NICKEL PJSC	2,907	46,461	49,186	COMMON STOCK
MOBILE MINI INC	4,425	167,582	133,856	COMMON STOCK
MOBILEYE NV	17,640	588,933	672,437	COMMON STOCK
MOHAWK INDUSTRIES INC	1,221	165,335	243,809	COMMON STOCK
MONARCH CASINO & RESORT INC	7,400	163,737	190,772	COMMON STOCK
MONASH IVF GROUP LTD	96,926	128,493	143,877	COMMON STOCK
MONDELEZ INTERNATIONAL INC	14,900	613,868	660,517	COMMON STOCK
MONRO MUFFLER BRAKE INC	1,233	77,361	70,528	COMMON STOCK
MONTAUK HOLDINGS LTD	50,221	32,582	62,395	COMMON STOCK
MOODY'S CORP	579	56,827	54,582	COMMON STOCK
MOOG INC	4,106	200,743	269,682	COMMON STOCK
MORGAN STANLEY	6,618	225,410	279,611	COMMON STOCK
MORGAN STANLEY	47,975	1,223,620	2,026,944	COMMON STOCK
MOSAIC CO/THE	2,683	67,384	78,692	COMMON STOCK
MOTOR OIL HELLAS CORINTH REFIN	35,073	355,490	484,612	COMMON STOCK
MPI CORP	39,000	108,929	104,068	COMMON STOCK
MS&AD INSURANCE GROUP HOLDINGS	4,149	96,157	128,915	COMMON STOCK
MSA SAFETY INC	1,262	53,662	87,494	COMMON STOCK
MURPHY OIL CORP	29,775	719,048	926,896	COMMON STOCK
NASPERS LTD	622	88,833	91,610	COMMON STOCK
NATIONAL GENERAL HOLDINGS CORP	9,870	186,655	246,651	COMMON STOCK
NATIONAL GRID PLC	618	42,983	36,048	COMMON STOCK
NAVIOS MARITIME ACQUISITION CO	3,543	5,912	6,023	COMMON STOCK
NCR CORP	10,200	355,912	413,712	COMMON STOCK
NESTLE SA	8,498	633,368	610,792	COMMON STOCK
NESTLE SA	21,109	1,550,466	1,517,206	COMMON STOCK
NET 1 UEPS TECHNOLOGIES INC	3,900	37,371	44,772	COMMON STOCK
NETEASE INC	1,100	239,644	236,874	COMMON STOCK
NETEASE INC	1,521	124,815	327,532	COMMON STOCK
NETENT AB	19,788	55,554	153,127	COMMON STOCK
NETFLIX INC	10,710	696,461	1,325,898	COMMON STOCK
NETSCOUT SYSTEMS INC	7,851	206,080	247,307	COMMON STOCK
NEW JERSEY RESOURCES CORP	9,080	282,693	322,340	COMMON STOCK
NEW WORLD DEVELOPMENT CO LTD	552,770	651,314	584,629	COMMON STOCK
NEWS CORP	69,725	901,572	799,049	COMMON STOCK
NEX GROUP PLC	13,483	145,949	77,387	COMMON STOCK
NEXANS SA	7,624	284,999	395,718	COMMON STOCK
NEXON CO LTD	1,922	29,351	27,915	COMMON STOCK
NEXSTAR MEDIA GROUP INC	4,120	222,765	260,796	COMMON STOCK
NEXT PLC	2,770	308,698	170,556	COMMON STOCK
NICHIBAN CO LTD	31,000	274,728	215,287	COMMON STOCK
NIDEC CORP	14,900	1,044,845	1,288,348	COMMON STOCK
NII HOLDINGS INC	14,266	229,386	30,672	COMMON STOCK

**CASEY FAMILY PROGRAMS**  
**EIN # 91-0793881**  
**2016 FORM 990-PF**  
**PART II, LINE 10B CORPORATE STOCK**

<b>Security Name</b>	<b>Shares/Par</b>	<b>Cost</b>	<b>Market Value</b>	<b>Description</b>
NINTENDO CO LTD	3,600	467,011	757,440	COMMON STOCK
NIPPON CHEMICAL INDUSTRIAL CO	41,000	99,864	84,014	COMMON STOCK
NIPPON STEEL & SUMITOMO METAL	21,000	428,048	469,387	COMMON STOCK
NIPPON TELEGRAPH & TELEPHONE C	10,800	408,418	454,834	COMMON STOCK
NITTO DENKO CORP	9,000	590,678	692,082	COMMON STOCK
NIVEUS INVESTMENTS LTD	34,521	85,386	92,140	COMMON STOCK
NOAH HOLDINGS LTD	1,627	36,043	35,680	COMMON STOCK
NORBORD INC	9,664	224,409	244,016	COMMON STOCK
NORTEL NETWORKS CORP	268	0	0	COMMON STOCK
NORTHGATE PLC	8,325	43,122	50,714	COMMON STOCK
NORTHWESTERN CORP	334	17,057	18,995	COMMON STOCK
NORWAY ROYAL SALMON ASA	4,986	67,326	119,905	COMMON STOCK
NOVANTA INC	2,732	38,886	57,372	COMMON STOCK
NOVARTIS AG	47,096	3,704,402	3,433,673	COMMON STOCK
NOVARTIS AG	7,433	678,218	541,925	COMMON STOCK
NOVATEK PJSC	734	76,074	95,273	COMMON STOCK
NOVO NORDISK A/S	5,352	248,907	193,368	COMMON STOCK
NOW INC	5,553	112,738	113,670	COMMON STOCK
NOW INC	11,611	389,132	237,677	COMMON STOCK
NTT DOCOMO INC	11,600	264,712	264,850	COMMON STOCK
NUFARM LTD/AUSTRALIA	6,825	45,999	45,269	COMMON STOCK
NVIDIA CORP	15,344	886,331	1,637,819	COMMON STOCK
NVIDIA CORP	14,657	956,441	1,564,488	COMMON STOCK
NXP SEMICONDUCTORS NV	15,431	1,003,437	1,512,392	COMMON STOCK
OBIC CO LTD	25,900	829,252	1,134,728	COMMON STOCK
OCEANEERING INTERNATIONAL INC	3,173	98,523	89,510	COMMON STOCK
OCEANFIRST FINANCIAL CORP	3,853	71,261	115,706	COMMON STOCK
ODONTOPREV SA	29,202	72,768	113,050	COMMON STOCK
OESTERREICHISCHE POST AG	3,933	138,274	132,290	COMMON STOCK
OFFICE DEPOT INC	24,971	103,803	112,869	COMMON STOCK
OIL & NATURAL GAS CORP LTD	239,649	672,610	675,657	COMMON STOCK
OIL INDIA LTD	41,860	276,924	278,841	COMMON STOCK
OKUMA CORP	15,000	129,127	143,396	COMMON STOCK
OKURA INDUSTRIAL CO LTD	19,000	79,430	80,799	COMMON STOCK
OLD MUTUAL PLC	60,338	193,996	154,556	COMMON STOCK
OLIN CORP	3,715	93,624	95,141	COMMON STOCK
OM ASSET MANAGEMENT PLC	12,084	183,194	175,218	COMMON STOCK
OMNICOM GROUP INC	17,875	1,498,479	1,521,341	COMMON STOCK
ON ASSIGNMENT INC	5,002	170,527	220,888	COMMON STOCK
ON SEMICONDUCTOR CORP	79,200	760,431	1,010,592	COMMON STOCK
O-NET TECHNOLOGIES GROUP LTD	181,000	99,872	84,510	COMMON STOCK
ONEX CORP	2,386	139,826	162,584	COMMON STOCK
OPAP SA	8,166	134,286	72,350	COMMON STOCK
ORACLE CORP	32,900	1,332,893	1,265,005	COMMON STOCK
ORACLE CORP JAPAN	29,300	1,185,041	1,479,633	COMMON STOCK
ORICA LTD	11,099	165,739	142,090	COMMON STOCK
ORITANI FINANCIAL CORP	4,472	67,561	83,850	COMMON STOCK
ORIX CORP	5,115	407,520	398,100	COMMON STOCK
ORIX CORP	82,700	1,279,802	1,293,307	COMMON STOCK
OSAKA ORGANIC CHEMICAL INDUSTR	11,800	98,075	97,528	COMMON STOCK
OSI SYSTEMS INC	1,240	94,164	94,389	COMMON STOCK
OSK HOLDINGS BHD	160,719	89,427	50,158	COMMON STOCK
OSK HOLDINGS BHD WTS	40,179	20,959	1,836	COMMON STOCK
OTP BANK PLC	6,946	125,613	199,248	COMMON STOCK
OTSUKA HOLDINGS CO LTD	100	3,402	4,367	COMMON STOCK
PACIFIC BASIN SHIPPING LTD	724,000	244,665	116,727	COMMON STOCK
PACWEST BANCORP	6,830	282,919	371,825	COMMON STOCK
PADDY POWER BETFAIR PLC	1,542	149,264	165,082	COMMON STOCK
PAGEGROUP PLC	35,318	223,303	170,417	COMMON STOCK
PANDORA A/S	412	29,869	54,002	COMMON STOCK
PAPA JOHN'S INTERNATIONAL INC	1,141	74,200	97,647	COMMON STOCK

**CASEY FAMILY PROGRAMS**  
**EIN # 91-0793881**  
**2016 FORM 990-PF**  
**PART II, LINE 10B CORPORATE STOCK**

<b>Security Name</b>	<b>Shares/Par</b>	<b>Cost</b>	<b>Market Value</b>	<b>Description</b>
PARAGON GROUP OF COS PLC/THE	45,236	266,715	231,856	COMMON STOCK
PARKER-HANNIFIN CORP	7,200	799,452	1,008,000	COMMON STOCK
PARSLEY ENERGY INC	7,751	118,293	273,145	COMMON STOCK
PARTY CITY HOLDCO INC	8,046	130,661	114,253	COMMON STOCK
PAYPAL HOLDINGS INC	22,357	793,508	882,431	COMMON STOCK
PDC ENERGY INC	5,381	314,758	390,553	COMMON STOCK
PEBBLEBROOK HOTEL TRUST	18,613	706,364	553,737	COMMON STOCK
PENNYMAC MORTGAGE INVESTMENT T	11,057	164,869	181,003	COMMON STOCK
PEPSICO INC	7,700	753,090	805,651	COMMON STOCK
PERMANENT TSB GROUP HOLDINGS P	65,577	267,420	190,902	COMMON STOCK
PETROLEO BRASILEIRO SA	136,400	439,018	709,932	COMMON STOCK
PETROLEO BRASILEIRO SA	20,933	186,270	211,633	COMMON STOCK
PETROLEO BRASILEIRO SA	28,517	111,954	148,425	COMMON STOCK
PETRONET LNG LTD	24,535	132,738	132,833	COMMON STOCK
PHILIP MORRIS INTERNATIONAL IN	15,125	1,440,186	1,383,786	COMMON STOCK
PHILIP MORRIS INTERNATIONAL IN	2,410	201,458	220,491	COMMON STOCK
PIAGGIO & C SPA	111,631	215,681	186,740	COMMON STOCK
PILGRIM'S PRIDE CORP	3,252	101,708	61,755	COMMON STOCK
PINNACLE FINANCIAL PARTNERS IN	5,585	88,119	387,041	COMMON STOCK
PINNACLE FOODS INC	4,793	228,250	256,186	COMMON STOCK
PLATINUM ASSET MANAGEMENT LTD	277,025	1,552,830	1,059,135	COMMON STOCK
PLEXUS CORP	3,523	150,254	190,383	COMMON STOCK
PLY GEM HOLDINGS INC	4,331	66,675	70,379	COMMON STOCK
PNC FINANCIAL SERVICES GROUP I	4,618	87,325	228,591	COMMON STOCK
PNM RESOURCES INC	11,068	319,410	379,632	COMMON STOCK
POLYMETAL INTERNATIONAL PLC	6,932	77,543	73,235	COMMON STOCK
POLYTRONICS TECHNOLOGY CORP	68,000	128,185	123,218	COMMON STOCK
POPEYES LOUISIANA KITCHEN INC	1,256	73,890	75,963	COMMON STOCK
POPULAR INC	3,291	101,662	144,212	COMMON STOCK
PORTLAND GENERAL ELECTRIC CO	8,286	281,934	359,032	COMMON STOCK
PORTO SEGURO SA	9,145	74,075	75,583	COMMON STOCK
POSCO	5,660	294,348	297,433	COMMON STOCK
PRA HEALTH SCIENCES INC	3,697	167,872	203,779	COMMON STOCK
PRAIRIESKY ROYALTY LTD	63	1,239	1,500	COMMON STOCK
PRESTIGE BRANDS HOLDINGS INC	1,489	53,399	77,577	COMMON STOCK
PRICELINE GROUP INC/THE	701	847,122	1,027,708	COMMON STOCK
PRINCIPAL FINANCIAL GROUP INC	7,510	333,074	434,529	COMMON STOCK
PRIVATEBANCORP INC	5,600	156,188	303,464	COMMON STOCK
PROASSURANCE CORP	4,056	159,871	227,947	COMMON STOCK
PROSPERITY BANCSHARES INC	6,144	336,968	441,016	COMMON STOCK
PROVIDENT FINANCIAL SERVICES I	8,204	124,500	232,173	COMMON STOCK
PRUDENTIAL FINANCIAL INC	7,624	580,538	793,353	COMMON STOCK
PRYSMIAN SPA	27,000	707,216	694,869	COMMON STOCK
PS BUSINESS PARKS INC	2,152	176,689	250,751	COMMON STOCK
PTT PCL	11,100	112,049	115,307	COMMON STOCK
PUBLIC STORAGE	2,724	684,523	608,814	COMMON STOCK
PUBLICIS GROUPE SA	57,861	4,400,142	4,000,444	COMMON STOCK
PUNJAB NATIONAL BANK	55,352	64,885	94,156	COMMON STOCK
PYEONG HWA AUTOMOTIVE CO LTD	8,225	84,139	81,378	COMMON STOCK
QBE INSURANCE GROUP LTD	5,572	43,707	50,111	COMMON STOCK
QEP RESOURCES INC	9,317	173,376	171,526	COMMON STOCK
QIAGEN NV	28,600	676,448	801,372	COMMON STOCK
QUAKER CHEMICAL CORP	1,097	76,781	140,350	COMMON STOCK
QUINENCO SA	415,004	900,606	975,944	COMMON STOCK
RADIAN GROUP INC	29,023	412,990	521,834	COMMON STOCK
RAIA DROGASIL SA	35,100	305,834	659,898	COMMON STOCK
RAKUTEN INC	10,824	138,324	106,305	COMMON STOCK
RALPH LAUREN CORP	2,734	275,983	246,935	COMMON STOCK
RAMI LEVY CHAIN STORES HASHIKM	2,194	90,998	88,646	COMMON STOCK
RAYTHEON CO	1,075	102,085	152,650	COMMON STOCK
RBC BEARINGS INC	1,135	66,385	105,339	COMMON STOCK

**CASEY FAMILY PROGRAMS**  
**EIN # 91-0793881**  
**2016 FORM 990-PF**  
**PART II, LINE 10B CORPORATE STOCK**

<b>Security Name</b>	<b>Shares/Par</b>	<b>Cost</b>	<b>Market Value</b>	<b>Description</b>
REALIA BUSINESS SA	129,641	114,219	117,595	COMMON STOCK
RECKITT BENCKISER GROUP PLC	2,676	242,394	227,692	COMMON STOCK
RECKITT BENCKISER GROUP PLC	25,700	505,513	431,760	COMMON STOCK
RED ROCK RESORTS INC	7,702	173,020	178,609	COMMON STOCK
REDWOOD TRUST INC	5,951	91,527	90,515	COMMON STOCK
REGAL ENTERTAINMENT GROUP	9,534	212,306	196,400	COMMON STOCK
REGIONS FINANCIAL CORP	101,900	800,190	1,463,284	COMMON STOCK
RELIANCE STEEL & ALUMINUM CO	2,498	188,574	198,691	COMMON STOCK
RELX NV	15,748	267,339	265,597	COMMON STOCK
RELX PLC	12,785	212,788	229,746	COMMON STOCK
REMGRO LTD	14,725	304,517	240,176	COMMON STOCK
RENASANT CORP	7,876	265,797	332,525	COMMON STOCK
RENAULT SA	1,277	109,658	113,828	COMMON STOCK
RESONA HOLDINGS INC	20,500	107,193	105,369	COMMON STOCK
RETAILMENOT INC	5,380	55,172	50,034	COMMON STOCK
REXNORD CORP	33,026	693,547	646,979	COMMON STOCK
REXNORD CORP	4,603	100,075	90,173	COMMON STOCK
RICE ENERGY INC	17,135	245,030	365,832	COMMON STOCK
RIO TINTO PLC	16,194	601,895	622,821	COMMON STOCK
RIO TINTO PLC	4,815	150,406	187,920	COMMON STOCK
RLI CORP	4,001	176,689	252,583	COMMON STOCK
RLJ LODGING TRUST	9,391	200,215	229,986	COMMON STOCK
ROCHE HOLDING AG	6,289	1,730,856	1,439,289	COMMON STOCK
ROCHE HOLDING AG	887	262,724	202,997	COMMON STOCK
ROCHE HOLDING AG	2,290	626,337	524,085	COMMON STOCK
ROCKET INTERNET SE	18,697	735,069	377,355	COMMON STOCK
ROCKWOOL INTERNATIONAL A/S	1,449	231,669	256,109	COMMON STOCK
ROGERS COMMUNICATIONS INC	14,452	565,868	558,122	COMMON STOCK
ROLLS-ROYCE HOLDINGS PLC	7,200	65,475	59,472	COMMON STOCK
ROLLS-ROYCE HOLDINGS PLC	12,715	142,628	104,951	COMMON STOCK
ROLLS-ROYCE HOLDINGS PLC	584,890	716	723	COMMON STOCK
ROSNEFT OIL CO PJSC	81,482	383,185	529,633	COMMON STOCK
ROSNEFT OIL CO PJSC	24,658	106,907	160,277	COMMON STOCK
ROSNEFT OIL CO PJSC	13,648	85,902	90,056	COMMON STOCK
ROTHSCHILD & CO	2,575	59,717	69,801	COMMON STOCK
ROYAL BANK OF SCOTLAND GROUP P	48,610	253,326	134,906	COMMON STOCK
ROYAL DUTCH SHELL PLC	14,004	689,958	761,538	COMMON STOCK
ROYAL DUTCH SHELL PLC	656	16,876	18,177	COMMON STOCK
ROYAL DUTCH SHELL PLC	5,687	242,742	165,419	COMMON STOCK
ROYAL DUTCH SHELL PLC	33,615	1,601,116	1,827,984	COMMON STOCK
ROYAL GOLD INC	1,163	73,952	73,676	COMMON STOCK
RSP PERMIAN INC	5,900	248,572	263,258	COMMON STOCK
RSP PERMIAN INC	10,874	275,259	485,198	COMMON STOCK
RYANAIR HOLDINGS PLC	1,639	117,829	136,463	COMMON STOCK
RYERSON HOLDING CORP	6,328	87,411	84,479	COMMON STOCK
SAGE GROUP PLC/THE	156,488	1,001,377	1,266,537	COMMON STOCK
SAIA INC	122	5,490	5,386	COMMON STOCK
SALESFORCE COM INC	11,415	334,545	781,471	COMMON STOCK
SAMPO OYJ	686	33,445	30,816	COMMON STOCK
SAMSUNG ELECTRONICS CO LTD	397	558,487	592,312	COMMON STOCK
SAMSUNG ELECTRONICS CO LTD	54	63,563	80,566	COMMON STOCK
SAMSUNG SDI CO LTD	204	27,677	18,410	COMMON STOCK
SANDS CHINA LTD	38,400	169,816	166,910	COMMON STOCK
SANDS CHINA LTD	159,600	753,818	693,721	COMMON STOCK
SANDVIK AB	24,214	258,344	300,389	COMMON STOCK
SANDY SPRING BANCORP INC	3,048	54,776	121,890	COMMON STOCK
SAP SE	4,858	416,603	424,316	COMMON STOCK
SAP SE	5,248	468,498	453,585	COMMON STOCK
SAP SE	49,141	3,724,926	4,292,164	COMMON STOCK
SAP SE	1,887	144,281	164,818	COMMON STOCK
SBERBANK OF RUSSIA PJSC	51,987	350,850	601,750	COMMON STOCK

**CASEY FAMILY PROGRAMS**  
**EIN # 91-0793881**  
**2016 FORM 990-PF**  
**PART II, LINE 10B CORPORATE STOCK**

<b>Security Name</b>	<b>Shares/Par</b>	<b>Cost</b>	<b>Market Value</b>	<b>Description</b>
SCALES CORP LTD	31,527	69,443	75,844	COMMON STOCK
SCANDI STANDARD AB	2,422	17,606	15,196	COMMON STOCK
SCHINDLER HOLDING AG	1,164	219,492	205,691	COMMON STOCK
SCHINDLER HOLDING AG	11,236	1,667,955	1,966,728	COMMON STOCK
SCHNEIDER ELECTRIC SE	10,460	643,055	729,371	COMMON STOCK
SCORPIO BULKERS INC	7,677	37,217	38,769	COMMON STOCK
SCORPIO TANKERS INC	30,803	143,457	139,538	COMMON STOCK
SCOTTS MIRACLE-GRO CO/THE	2,412	134,067	230,467	COMMON STOCK
SEAGATE TECHNOLOGY PLC	6,562	308,392	250,472	COMMON STOCK
SEAGATE TECHNOLOGY PLC	26,250	709,806	1,001,963	COMMON STOCK
SEATTLE GENETICS INC	16,062	649,451	847,592	COMMON STOCK
SEMTECH CORP	9,024	182,496	284,707	COMMON STOCK
SEYON CO LTD	8,873	95,961	78,607	COMMON STOCK
SHERWIN-WILLIAMS CO/THE	1,488	320,282	399,885	COMMON STOCK
SHIMANO INC	7,200	644,948	1,132,147	COMMON STOCK
SHIN-ETSU CHEMICAL CO LTD	6,700	500,081	520,846	COMMON STOCK
SHIN-ETSU CHEMICAL CO LTD	25,300	1,393,200	1,966,778	COMMON STOCK
SHINHAN FINANCIAL GROUP CO LTD	4,882	184,204	183,758	COMMON STOCK
SHINKAWA LTD	12,000	76,417	83,954	COMMON STOCK
SHINMAYWA INDUSTRIES LTD	4,000	33,097	36,044	COMMON STOCK
SHIRE PLC	1,200	217,604	204,456	COMMON STOCK
SHIRE PLC	21,700	1,248,497	1,255,949	COMMON STOCK
SHOWA DENKO KK	31,000	444,867	444,926	COMMON STOCK
SIBANYE GOLD LTD	200,685	486,683	372,606	COMMON STOCK
SIEMENS AG	4,584	538,461	561,173	COMMON STOCK
SIGNET JEWELERS LTD	1,848	202,804	174,192	COMMON STOCK
SILICON LABORATORIES INC	1,421	63,419	92,365	COMMON STOCK
SIME DARBY BHD	141,267	257,952	255,074	COMMON STOCK
SINGAPORE TELECOMMUNICATIONS L	427,700	1,171,981	1,080,574	COMMON STOCK
SISTEMA PJSC FC	417,279	133,829	158,384	COMMON STOCK
SITI NETWORKS LTD	128,992	67,109	72,602	COMMON STOCK
SK GAS LTD	2,030	130,849	217,656	COMMON STOCK
SK HYNIX INC	12,972	557,000	480,087	COMMON STOCK
SK INNOVATION CO LTD	1,497	130,159	181,579	COMMON STOCK
SK MATERIALS CO LTD	532	75,696	79,020	COMMON STOCK
SL GREEN REALTY CORP	6,442	690,125	692,837	COMMON STOCK
SLEEP COUNTRY CDA HOLDINGS INC	1,956	28,737	41,977	COMMON STOCK
SM ENERGY CO	4,818	180,542	166,125	COMMON STOCK
SM INVESTMENTS CORP	15,645	192,485	206,135	COMMON STOCK
SMARTONE TELECOMMUNICATIONS HO	364,718	510,843	490,170	COMMON STOCK
SMITH & NEPHEW PLC	7,111	124,737	107,286	COMMON STOCK
SOCIETE BIC SA	1,469	198,789	200,109	COMMON STOCK
SOCIETE GENERALE SA	1,646	83,676	81,155	COMMON STOCK
SOFT-WORLD INTERNATIONAL CORP	38,000	76,977	74,870	COMMON STOCK
SOLLERS PJSC	10,513	90,444	92,138	COMMON STOCK
SOMPO HOLDINGS INC	15,800	513,374	536,443	COMMON STOCK
SONIC CORP	3,352	89,529	88,862	COMMON STOCK
SONUS NETWORKS INC	20,866	156,424	131,456	COMMON STOCK
SONY CORP	8,562	257,429	240,413	COMMON STOCK
SOTHEBY'S	5,380	207,425	214,447	COMMON STOCK
SOUTH JERSEY INDUSTRIES INC	6,504	186,761	219,120	COMMON STOCK
SOUTH STATE CORP	3,657	155,369	319,622	COMMON STOCK
SOUTHERN COPPER CORP	4,017	104,880	128,303	COMMON STOCK
SOUTHWEST GAS HOLDINGS INC	3,300	191,464	252,846	COMMON STOCK
SPARTANNASH CO	1,218	47,617	48,160	COMMON STOCK
SPARTON CORP	4,700	113,960	112,095	COMMON STOCK
SPDR S&P 500 ETF TRUST	946	211,572	211,459	COMMON STOCK
SPECTRUM BRANDS HOLDINGS INC	1,856	155,895	227,044	COMMON STOCK
SPIRIT AIRLINES INC	2,146	125,947	124,168	COMMON STOCK
SPLUNK INC	11,799	658,834	603,519	COMMON STOCK
SPX CORP	7,300	133,100	173,156	COMMON STOCK

**CASEY FAMILY PROGRAMS**  
**EIN # 91-0793881**  
**2016 FORM 990-PF**  
**PART II, LINE 10B CORPORATE STOCK**

<b>Security Name</b>	<b>Shares/Par</b>	<b>Cost</b>	<b>Market Value</b>	<b>Description</b>
SQUARE ENIX HOLDINGS CO LTD	15,450	359,896	398,056	COMMON STOCK
STANDARD MOTOR PRODUCTS INC	1,705	77,270	90,740	COMMON STOCK
STANDEX INTERNATIONAL CORP	1,212	91,867	106,474	COMMON STOCK
STAPLES INC	90,650	1,007,834	820,383	COMMON STOCK
STATE BANK FINANCIAL CORP	6,155	121,581	165,200	COMMON STOCK
STATE STREET CORP	13,675	806,449	1,062,821	COMMON STOCK
STEVEN MADDEN LTD	3,444	120,819	123,123	COMMON STOCK
STIFEL FINANCIAL CORP	7,479	296,535	373,576	COMMON STOCK
STMICROELECTRONICS NV	9,499	87,162	107,814	COMMON STOCK
STONERIDGE INC	1,292	22,110	22,855	COMMON STOCK
SUL AMERICA SA	5,894	26,157	32,597	COMMON STOCK
SUMITOMO MITSUI FINANCIAL GROU	42,300	317,598	323,172	COMMON STOCK
SUMITOMO MITSUI TRUST HOLDINGS	7,186	320,452	257,719	COMMON STOCK
SUMITOMO REALTY & DEVELOPMENT	1,154	33,380	30,731	COMMON STOCK
SUMMERSET GROUP HOLDINGS LTD	35,092	95,896	114,518	COMMON STOCK
SUMMIT MATERIALS INC	7,680	145,269	182,707	COMMON STOCK
SUNCOR ENERGY INC	12,020	420,311	393,481	COMMON STOCK
SUPERIOR ENERGY SERVICES INC	29,875	378,442	504,290	COMMON STOCK
SUPERVALU INC	25,342	132,478	118,347	COMMON STOCK
SVENSKA CELLULOSA AB SCA	5,924	165,854	167,783	COMMON STOCK
SVENSKA HANDELSBANKEN AB	8,385	135,012	116,851	COMMON STOCK
SYNCHRONY FINANCIAL	23,415	731,137	849,262	COMMON STOCK
SYNERGY PJSC	1,208	12,727	12,388	COMMON STOCK
SYNERGY RESOURCES CORP	19,818	129,235	176,380	COMMON STOCK
SYNNEX CORP	2,785	284,830	337,041	COMMON STOCK
TA CHEN STAINLESS PIPE	213,210	101,449	116,432	COMMON STOCK
TAIWAN FU HSING INDUSTRIAL CO	61,000	78,921	79,115	COMMON STOCK
TAIWAN PCB TECHVEST CO LTD	116,000	105,267	108,157	COMMON STOCK
TAIWAN SAKURA CORP	85,600	90,597	88,312	COMMON STOCK
TAIWAN SEMICONDUCTOR MANUFACTU	25,000	145,291	140,789	COMMON STOCK
TAIWAN SEMICONDUCTOR MANUFACTU	31,999	761,758	919,971	COMMON STOCK
TAIWAN SEMICONDUCTOR MANUFACTU	26,373	580,227	758,224	COMMON STOCK
TAIWAN STYRENE MONOMER	143,000	76,081	88,518	COMMON STOCK
TAIWAN SURFACE MOUNTING TECHNO	200,000	186,982	163,828	COMMON STOCK
TAKE-TWO INTERACTIVE SOFTWARE	5,500	228,044	271,095	COMMON STOCK
TALKTALK TELECOM GROUP PLC	18,693	100,902	39,082	COMMON STOCK
TAMBURI INVESTMENT PARTNERS	10,048	3,445	4,165	COMMON STOCK
TAMBURI INVESTMENT PARTNERS SP	83,503	297,832	317,069	COMMON STOCK
TAYLOR MORRISON HOME CORP	11,200	221,022	215,712	COMMON STOCK
TAYLOR WIMPEY PLC	20,044	41,628	38,018	COMMON STOCK
TCS GROUP HOLDING PLC	57,691	327,874	608,640	COMMON STOCK
TECH DATA CORP	4,170	349,525	353,116	COMMON STOCK
TECHNICOLOR SA	4,358	25,545	23,627	COMMON STOCK
TECK RESOURCES LTD	17,487	234,114	350,265	COMMON STOCK
TEGNA INC	6,725	146,967	143,848	COMMON STOCK
TEKFEN HOLDING AS	142,721	224,024	262,104	COMMON STOCK
TELEFONAKTIEBOLAGET LM ERICSSO	60,629	308,686	353,467	COMMON STOCK
TELEFONAKTIEBOLAGET LM ERICSSO	14,336	176,311	84,426	COMMON STOCK
TELESITES SAB DE CV	13,642	9,768	7,456	COMMON STOCK
TELEVISION BROADCASTS LTD	85,688	409,812	281,827	COMMON STOCK
TELIT COMMUNICATIONS PLC	25,408	98,470	86,337	COMMON STOCK
TENARIS SA	5,215	64,412	93,344	COMMON STOCK
TENCENT HOLDINGS LTD	152,200	633,718	3,723,950	COMMON STOCK
TENCENT HOLDINGS LTD	53,500	742,024	1,309,010	COMMON STOCK
TENNECO INC	6,030	344,312	376,694	COMMON STOCK
TEREX CORP	48,675	1,061,649	1,534,723	COMMON STOCK
TERRENO REALTY CORP	13,902	287,095	396,068	COMMON STOCK
TESCO PLC	94,778	230,386	242,247	COMMON STOCK
TESLA INC	14,722	3,183,661	3,145,944	COMMON STOCK
TESORO CORP	1,214	74,314	106,164	COMMON STOCK
TETHYS OIL AB	13,179	98,565	114,242	COMMON STOCK



**CASEY FAMILY PROGRAMS**  
**EIN # 91-0793881**  
**2016 FORM 990-PF**  
**PART II, LINE 10B CORPORATE STOCK**

<b>Security Name</b>	<b>Shares/Par</b>	<b>Cost</b>	<b>Market Value</b>	<b>Description</b>
TEXAS CAPITAL BANCSHARES INC	4,741	244,373	371,694	COMMON STOCK
TEXAS INSTRUMENTS INC	1,363	68,212	99,458	COMMON STOCK
THERMON GROUP HOLDINGS INC	6,328	139,475	120,802	COMMON STOCK
THOR INDUSTRIES INC	574	32,229	57,429	COMMON STOCK
TIKKURILA OYJ	3,551	67,820	70,451	COMMON STOCK
TIME INC	6,452	108,002	115,168	COMMON STOCK
TINGYI CAYMAN ISLANDS HOLDING	914,000	1,053,322	1,111,680	COMMON STOCK
TINGYI CAYMAN ISLANDS HOLDING	208,779	238,309	253,934	COMMON STOCK
TITAN CEMENT CO SA	264	6,053	6,210	COMMON STOCK
TMK PJSC	3,185	2,363	4,122	COMMON STOCK
TMK PJSC	31,638	101,645	161,354	COMMON STOCK
TOFAS TURK OTOMOBIL FABRIKASI	11,006	72,322	77,095	COMMON STOCK
TOMRA SYSTEMS ASA	818	8,483	8,600	COMMON STOCK
TOPBUILD CORP	3,415	122,675	121,574	COMMON STOCK
TOPBUILD CORP	601	13,930	21,396	COMMON STOCK
TOSOH CORP	17,000	115,837	120,538	COMMON STOCK
TOTAL SA	14,100	648,596	724,563	COMMON STOCK
TOWER INTERNATIONAL INC	2,608	61,882	73,937	COMMON STOCK
TOYO TIRE & RUBBER CO LTD	4,800	83,810	59,879	COMMON STOCK
TOYOTA INDUSTRIES CORP	5,871	288,003	280,374	COMMON STOCK
TOYOTA MOTOR CORP	10,093	605,465	595,187	COMMON STOCK
TOYOTA TSUSHO CORP	18,000	420,522	469,928	COMMON STOCK
TP ICAP PLC	11,018	56,543	58,991	COMMON STOCK
TRACTOR SUPPLY CO	7,428	486,413	563,117	COMMON STOCK
TRAVIS PERKINS PLC	1,551	35,845	27,827	COMMON STOCK
TREDEGAR CORP	5,968	107,014	143,232	COMMON STOCK
TRIBUNE MEDIA CO	4,388	340,297	153,492	COMMON STOCK
TRICO BANCSHARES	3,351	67,817	114,537	COMMON STOCK
TRIMAS CORP	11,175	205,660	262,613	COMMON STOCK
TRINITY INDUSTRIES INC	2,500	61,731	69,400	COMMON STOCK
TRINSEO SA	2,358	113,918	139,829	COMMON STOCK
TRIPADVISOR INC	16,227	1,019,073	752,446	COMMON STOCK
TRIPADVISOR INC	3,057	306,032	141,753	COMMON STOCK
TRONC INC	747	15,728	10,361	COMMON STOCK
TSINGTAO BREWERY CO LTD	18,000	139,552	68,024	COMMON STOCK
TUNGSTEN CORP PLC	21,052	67,815	13,787	COMMON STOCK
TUPPERWARE BRANDS CORP	3,548	228,844	186,696	COMMON STOCK
TURKIYE GARANTI BANKASI AS	22,508	82,956	48,758	COMMON STOCK
TWITTER INC	4,571	124,894	74,507	COMMON STOCK
TWO HARBORS INVESTMENT CORP	37,904	326,922	330,523	COMMON STOCK
UBM PLC	196,571	1,635,528	1,776,762	COMMON STOCK
UBS GROUP AG	62,400	985,327	977,808	COMMON STOCK
UCB SA	2,241	135,003	143,973	COMMON STOCK
ULTRA CLEAN HOLDINGS INC	9,750	101,937	94,575	COMMON STOCK
UMICORE SA	1,795	110,234	102,521	COMMON STOCK
UNDER ARMOUR INC	31,334	1,198,892	910,253	COMMON STOCK
UNICHARM CORP	59,400	1,063,299	1,302,486	COMMON STOCK
UNICREDIT SPA	11,297	86,870	32,577	COMMON STOCK
UNILEVER NV	8,375	385,741	345,524	COMMON STOCK
UNILEVER NV	9,947	408,608	408,424	COMMON STOCK
UNILEVER PLC	13,041	598,731	530,557	COMMON STOCK
UNILEVER PLC	47,431	1,824,579	1,929,672	COMMON STOCK
UNION PACIFIC CORP	4,332	353,791	449,142	COMMON STOCK
UNIONE DI BANCHE ITALIANE SPA	36,557	208,607	100,715	COMMON STOCK
UNITED CONTINENTAL HOLDINGS IN	7,655	344,859	557,896	COMMON STOCK
UNITED FIRE GROUP INC	4,831	137,720	237,540	COMMON STOCK
UNITED INTEGRATED SERVICES CO	50,000	75,577	76,484	COMMON STOCK
UNITED PARCEL SERVICE INC	100,000	5,160,813	11,464,000	COMMON STOCK
UNIVAR INC	10,564	198,007	299,701	COMMON STOCK
UNIZYX HOLDING CORP	104,000	53,790	46,952	COMMON STOCK
UPM-KYMMENE OYJ	14,459	343,048	355,950	COMMON STOCK

**CASEY FAMILY PROGRAMS**  
**EIN # 91-0793881**  
**2016 FORM 990-PF**  
**PART II, LINE 10B CORPORATE STOCK**

<b>Security Name</b>	<b>Shares/Par</b>	<b>Cost</b>	<b>Market Value</b>	<b>Description</b>
UPM-KYMMENE OYJ	2,216	29,650	54,553	COMMON STOCK
URBAN OUTFITTERS INC	10,924	366,369	311,116	COMMON STOCK
USG CORP	3,557	101,634	102,726	COMMON STOCK
USI CORP	176,000	75,639	86,556	COMMON STOCK
VAIL RESORTS INC	1,482	118,538	239,061	COMMON STOCK
VALMET OYJ	2,817	30,418	41,538	COMMON STOCK
VARONIS SYSTEMS INC	4,467	122,647	119,716	COMMON STOCK
VCA INC	3,297	167,762	226,339	COMMON STOCK
VEECO INSTRUMENTS INC	4,849	140,270	141,348	COMMON STOCK
VERINT SYSTEMS INC	10,604	443,094	373,791	COMMON STOCK
VERISK ANALYTICS INC	2,392	145,076	194,159	COMMON STOCK
VERIZON COMMUNICATIONS INC	1,946	97,094	103,877	COMMON STOCK
VIA VAREJO SA	34,100	71,717	112,629	COMMON STOCK
VIAVI SOLUTIONS INC	35,091	221,455	287,044	COMMON STOCK
VILLAGE SUPER MARKET INC	2,686	83,296	82,997	COMMON STOCK
VIPSHOP HOLDINGS LTD	6,206	137,185	68,328	COMMON STOCK
VIRTU FINANCIAL INC	5,467	116,705	87,199	COMMON STOCK
VISTEON CORP	858	61,521	68,932	COMMON STOCK
VIVENDI SA	9,000	176,829	170,550	COMMON STOCK
VOCERA COMMUNICATIONS INC	7,833	128,316	144,832	COMMON STOCK
VODAFONE GROUP PLC	64,809	219,661	160,042	COMMON STOCK
VONOVIA SE	1,740	52,960	56,719	COMMON STOCK
VOYA FINANCIAL INC	10,777	323,208	422,674	COMMON STOCK
VOYA FINANCIAL INC	50,050	1,459,173	1,962,961	COMMON STOCK
VWR CORP	6,647	184,054	166,374	COMMON STOCK
WACKER NEUSON SE	11,380	252,448	185,027	COMMON STOCK
WAGeworks INC	1,800	131,281	130,500	COMMON STOCK
WALGREENS BOOTS ALLIANCE INC	400	27,684	33,104	COMMON STOCK
WALLENIUS WILHELMSSEN LOGISTICS	27,157	111,146	106,638	COMMON STOCK
WAL-MART STORES INC	14,600	1,004,998	1,009,152	COMMON STOCK
WANT WANT CHINA HOLDINGS LTD	2,055,000	1,677,100	1,317,316	COMMON STOCK
WASHINGTON FEDERAL INC	15,600	415,853	535,860	COMMON STOCK
WASHINGTON FEDERAL INC	4,256	145,962	146,194	COMMON STOCK
WATTS WATER TECHNOLOGIES INC	2,300	144,317	149,960	COMMON STOCK
WATTS WATER TECHNOLOGIES INC	3,169	177,755	206,619	COMMON STOCK
WEBSTER FINANCIAL CORP	13,125	377,255	712,425	COMMON STOCK
WEG SA	17,400	76,081	82,865	COMMON STOCK
WEIQIAO TEXTILE CO	134,500	68,566	84,137	COMMON STOCK
WELL SHIN TECHNOLOGY CO LTD	59,000	97,708	93,180	COMMON STOCK
WELLS FARGO & CO	16,575	852,887	913,448	COMMON STOCK
WELLS FARGO & CO	4,401	61,764	93,873	COMMON STOCK
WESCO INTERNATIONAL INC	2,707	215,355	180,151	COMMON STOCK
WESTERN DIGITAL CORP	1,948	193,493	132,367	COMMON STOCK
WESTERN FOREST PRODUCTS INC	41,600	73,583	58,629	COMMON STOCK
WESTROCK CO	1,982	87,398	100,626	COMMON STOCK
WGL HOLDINGS INC	5,439	362,222	414,887	COMMON STOCK
WHEELOCK & CO LTD	40,000	183,726	225,199	COMMON STOCK
WHIRLPOOL CORP	646	92,797	117,423	COMMON STOCK
WILLDAN GROUP INC	6,100	121,526	137,799	COMMON STOCK
WILLIAM LYON HOMES	3,371	88,241	64,150	COMMON STOCK
WILLIS TOWERS WATSON PLC	4,055	495,277	495,845	COMMON STOCK
WIZZ AIR HOLDINGS PLC	2,227	58,919	49,285	COMMON STOCK
WOLSELEY PLC	13,600	71,166	82,552	COMMON STOCK
WOODWARD INC	1,392	76,383	96,118	COMMON STOCK
WORKDAY INC	12,771	1,010,596	844,035	COMMON STOCK
WORLDLINE SA/FRANCE	5,221	138,130	147,473	COMMON STOCK
WPP AUNZ LTD	98,221	79,250	86,057	COMMON STOCK
WPP PLC	3,814	450,196	422,057	COMMON STOCK
WPX ENERGY INC	14,932	162,365	217,559	COMMON STOCK
WR GRACE & CO	2,132	152,359	144,208	COMMON STOCK
WRIGHT MEDICAL GROUP NV	5,163	124,707	118,646	COMMON STOCK

**CASEY FAMILY PROGRAMS**  
**EIN # 91-0793881**  
**2016 FORM 990-PF**  
**PART II, LINE 10B CORPORATE STOCK**

<b>Security Name</b>	<b>Shares/Par</b>	<b>Cost</b>	<b>Market Value</b>	<b>Description</b>
WSFS FINANCIAL CORP	7,100	261,680	329,085	COMMON STOCK
WSFS FINANCIAL CORP	4,473	60,299	207,324	COMMON STOCK
WYNN RESORTS LTD	2,600	251,821	224,926	COMMON STOCK
X5 RETAIL GROUP NV	10,710	247,584	347,540	COMMON STOCK
XEROX CORP	26,792	239,771	233,894	COMMON STOCK
XO GROUP INC	10,273	154,856	199,810	COMMON STOCK
XPO LOGISTICS INC	11,062	380,309	477,436	COMMON STOCK
YAGEO CORP	13,000	27,672	23,637	COMMON STOCK
YAMANA GOLD INC	60,400	181,665	169,724	COMMON STOCK
YANDEX NV	5,927	109,951	119,311	COMMON STOCK
YC INOX CO LTD	126,500	83,829	106,368	COMMON STOCK
YELLOW PAGES LIMITED	7,000	111,683	92,338	COMMON STOCK
YODOGAWA STEEL WORKS LTD	8,800	250,273	230,497	COMMON STOCK
ZCL COMPOSITE INC	8,553	78,001	82,721	COMMON STOCK
ZEE ENTERTAINMENT ENTERPRISES	12,697	71,521	84,756	COMMON STOCK
ZENKOKU HOSHO CO LTD	1,352	52,462	43,527	COMMON STOCK
ZOOPLUS AG	1,088	146,615	139,430	COMMON STOCK
<b>TOTAL - PART II, LINE 10B</b>		<u>1,087,142,626</u>	<u>1,296,537,040</u>	

Company Name CASEY FAMILY PROGRAMS-EFILE  
 EIN 91-0793881  
 FYE

FORM 990-PF, PART I, LINE 19 AND PART II, LINE 14 - FIXED ASSETS and DEPRECIATION

<u>Description</u>	<u>Cost</u>	<u>Current Depreciation</u>	<u>Accumulated Depreciation</u>	<u>Net Book Value</u>
Land	4,284,473.	NONE	NONE	4,284,473.
Land Improvements				
Buildings	22859170.	879,119.	8,600,091.	13379960.
Leasehold Improvements	12771996.	1,228,569.	5,590,166.	5,953,261.
Equipment	593,542.	80,601.	209,999.	302,942.
Furniture & Fixtures	9,102,302.	642,416.	6,637,667.	1,822,219.
Property, Plant & Equipment	<u>49611483.</u>	<u>2,830,705.</u>	<u>21037923.</u>	<u>25742855.</u>
Construction in Progress		NONE	NONE	
<b>Total Fixed Assets, line 14</b>	<u><u>49611483.</u></u>		<u><u>21037923.</u></u>	<u><u>25742855.</u></u>
<b>Total Depreciation Expense, line 19</b>		<u><u>2,830,705.</u></u>		

NOTE Depreciation is calculated using the straight-line method over the estimated useful life of the asset

**CASEY FAMILY PROGRAMS**  
**EIN # 91-0793881**  
**2016 FORM 990-PF**  
**PART II, LINE 13 OTHER INVESTMENTS**

<b>Investment Name</b>	<b>Shares/Par</b>	<b>Cost</b>	<b>Market Value</b>	<b>Description</b>
ABRY ASF III	4,616,382 250	3,448,495 36	4,616,382 25	ALTERNATIVE INVESTMENTS
BLACKSTONE RESOURCES SELECT FD	11,867 209	14,906,371 44	8,001,202 35	ALTERNATIVE INVESTMENTS
LD COMMODITIES ALPHA FD LTD	30,125 448	30,125,447 97	30,745,991 77	ALTERNATIVE INVESTMENTS
EDESIA ALPHA FUND 12/15	8,080 171	8,080,171 38	8,226,535 17	ALTERNATIVE INVESTMENTS
ABRY ADVANCED SECURITIES FD II	8,874,156 110	5,078,070 04	8,874,156 11	PRIVATE EQUITY
ABRY PARTNERS VIII LP	5,728,460 620	5,556,762 18	5,728,460 62	PRIVATE EQUITY
ABRY PARTNERS VII L P	3,966,017 810	2,293,219 65	3,966,017 81	PRIVATE EQUITY
ACTIS GLOBAL 4 A LP	6,455,561 000	5,323,737 53	6,455,561 00	PRIVATE EQUITY
AMPERSAND 2011 LP	12,242,603 000	3,842,482 00	12,242,603 00	PRIVATE EQUITY
AMPERSAND 2014 LP	2,551,673 000	1,980,693 00	2,551,673 00	PRIVATE EQUITY
AXIOM ASIA PRIVATE CAPITAL II	8,968,166 000	6,294,797 00	8,968,166 00	PRIVATE EQUITY
AXIOM ASIA IV LP	1,075,638 000	1,082,508 00	1,075,638 00	PRIVATE EQUITY
AGILITAS 2015 PE FUND LP	1,824,390 920	2,005,370 50	1,924,276 32	PRIVATE EQUITY
CHARLESBANK EQUITY FUND VII	11,510,798 000	6,141,196 00	11,510,798 00	PRIVATE EQUITY
CI CAPITAL INVESTOR II LP	9,999,186 460	7,069,160 05	9,999,186 46	PRIVATE EQUITY
CI CAPITAL INVESTORS III LP	1,078,175 530	1,096,161 44	1,078,175 53	PRIVATE EQUITY
FRANCISCO PARTNERS IV-A LP	3,772,014 000	3,363,458 00	3,772,014 00	PRIVATE EQUITY
GILBERT GLOBAL EQ PTNRS L P	2,833,814 000	5,952,503 02	2,833,814 00	PRIVATE EQUITY
HELLMAN & FRIEDMAN VI L P	2,032,867 320	361,989 00	2,032,867 32	PRIVATE EQUITY
HORSLEY BRIDGE INTERNATIONAL V	29,813,261 000	17,081,043 00	29,813,261 00	PRIVATE EQUITY
HORSLEY BRIDGE IX	34,228,893 000	15,177,033 00	34,228,893 00	PRIVATE EQUITY
HORSLEY BRIDGE XI VENTURE LP	911,128 000	808,719 00	911,128 00	PRIVATE EQUITY
RESOLUTE FUND II LP	7,589,368 000	7,348,916 00	7,589,368 00	PRIVATE EQUITY
OAKTREE MEZZANINE FUND III	28,834 000	0 00	28,834 00	PRIVATE EQUITY
OCM OPPORTUNITIES FUND VII	1,130,941 000	0 00	1,130,941 00	PRIVATE EQUITY
OCM OPPORTUNITIES FUND VII-B	932,030 850	657,026 64	932,030 85	PRIVATE EQUITY
SIGULER GUFF-BRIC OPPTYS FD II	9,216,449 260	8,091,352 76	9,216,449 26	PRIVATE EQUITY
SPLIT ROCK PARTNERS II LP	9,915,282 000	9,090,430 00	9,915,282 00	PRIVATE EQUITY
STEPSTONE PIONEER CAP II	8,106,267 000	6,627,302 00	8,106,267 00	PRIVATE EQUITY
TRUSTBRIDGE PARTNERS IV L P	16,151,893 830	6,828,621 31	16,151,893 83	PRIVATE EQUITY
VINTAGE IV OFFSHORE LP	5,799,485 000	4,510,540 76	5,799,485 00	PRIVATE EQUITY
VINTAGE V OFFSHORE LP	4,076,352 000	3,031,299 50	4,076,352 00	PRIVATE EQUITY
VIVO CAPITAL FUND VIII LP	4,071,733 000	4,017,729 00	4,071,733 00	PRIVATE EQUITY
VIVO VENTURES FUND VII LP	5,153,086 000	3,029,161 00	5,153,086 00	PRIVATE EQUITY
WAYZATA OPPORTUNITIES FUND II	2,098,675 000	2,577,670 00	2,098,675 00	PRIVATE EQUITY
YORKTOWN ENERGY PARTNERS X LP	9,461,957 000	9,178,036 00	9,461,957 00	PRIVATE EQUITY
ACTIS AFRICA RE FUND 3A LP	876,520 000	876,074 20	876,520 00	REAL ESTATE
ACTIS AFRICA REAL ESTATE	15,460,824 000	12,741,204 16	15,460,824 00	REAL ESTATE
ALCION REAL ESTATE PARTNERS	3,127,285 000	0 00	3,127,285 00	REAL ESTATE
ALCION RE PARTNERS FD III-A LP	2,064,548 000	1,910,239 00	2,064,548 00	REAL ESTATE
AG REALTY FUND IX LP	4,598,441 000	4,577,830 00	4,598,441 00	REAL ESTATE
GREEN COURTE RE PARTNERS IV	944,043 030	944,043 03	944,043 03	REAL ESTATE
PRIME FINANCE PARTNERS V LP	2,915,592 500	2,864,401 17	2,915,592 50	REAL ESTATE
GREENFIELD ACQUISITION	7,344,419 000	7,565,578 00	7,344,419 00	REAL ESTATE
GREENFIELD ACQUI RTNRS VII LP	8,783,940 000	7,897,251 00	8,783,940 00	REAL ESTATE
H/2 CREDIT PARTNERS LP SER 1	12,493 848	17,235,591 89	21,888,034 38	REAL ESTATE
INVESCO ASIA RE PARTNERS II	926,720 000	1,340,785 39	926,720 00	REAL ESTATE
INVESCO CORE REAL ESTATE	155 910	20,998,643 72	26,228,746 00	REAL ESTATE
INVESCO REAL ESTATE FUND II	44,734	0	44,734	REAL ESTATE
MESA WEST REAL ESTATE INCOME	5,953,532	5,953,635	5,953,532	REAL ESTATE
PATRON CAPITAL FUND IV LP	4,952,492	3,915,045	5,223,641	REAL ESTATE
PATRON CAPITAL V LP	835,633	923,876	881,384	REAL ESTATE
PRISA LP	14,868	14,765,631	21,268,539	REAL ESTATE
PIMCO COMMODITYPL STRAT-INS	2,091,359	20,746,596	13,468,350	OTHER
<b>TOTAL - PART II, LINE 13</b>		<b>337,313,897</b>	<b>425,288,447</b>	