




**15731**
**MÓDULO EVA DE CHAVES COMBINADAS E ANGULARES**
**ESPECIFICAÇÕES TÉCNICAS**

<b>Peças</b>	89
<b>Material</b>	CrV
<b>Peso</b>	10,22Kg
<b>Dimensões (CxLxA)</b>	525x30x380mm

**REPOSIÇÕES DISPONÍVEIS**

**INCLUI**

	x12	6x7, 8x9, 10x11, 12x13, 14x15, 16x17, 18x19, 20x22, 21x23, 24x27, 25x28, 30x32mm
	x13	6, 7, 8, 10, 11, 12, 13, 14, 15, 17, 19, 22, 24mm