

15733

GO-THROUGH SCREWDRIVER, "C" AND "S"
WRENCH SET IN EVA TRAY





TECHNICAL SPECIFICATIONS

Pieces	20
Material	CrV
Weight	3,55Kg
Dimensions (LxWxH)	525x30x380mm

SPARE PARTS AVAILABLE



IT CONTAINS

		x6	PH0×75, PH1×75, PH2×100, PH2×38, PH3×150, PH4×200mmL
		x6	SL3.5×75, SL5×75, SL6×100, SL6×38, SL8×150, SL9.5×200mmL
		x3	10x11, 12x13, 14x15mm
		x5	10x11, 12x13, 14x15, 16x17, 18x19mm