


SET OF ELECTRICALLY INSULATED SCREWDRIVER UP TO 1000V

0,34 10 50
Kg SUB



Material: CR-V



6
PCS
CrV



CONTAIN

	x2	PH1x100, PH2x100
	x4	SL0.4x2.5x100, SL0.8x4.0x100, SL1.0x5.5x100, SL1.2x6.5x100mm



AC 1000V
IEC 60900:2004

With: DIN EN60900:2005-01 - EN60900:2004