

53581


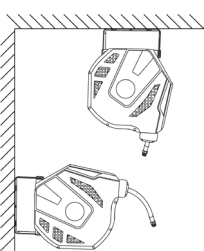
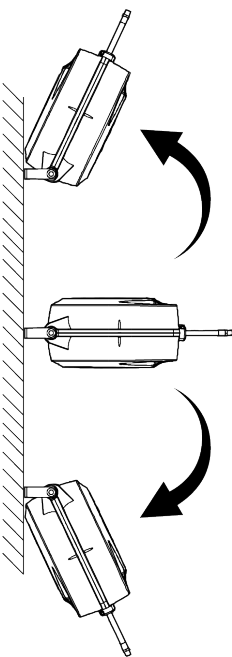
TECHNISCHES DATENBLATT

Luft-Schlauchaufroller 12m + 1m

6,7

2

30



MIT
FÜHRUNG
SYSTEM



3/8"

300 PSI
20 BAR



12m

+

1m

CE

www.jbmcamp.com