

53661

7 DRAWER TOOL TROLLEY - GREY
- TOOLS INCLUDED

TECHNICAL SPECIFICATIONS

Pieces	172
Material	Acero inoxidable/Stainless steel
Drawers	7
Drawer dimensions	533x400x74mm
Dimensions large drawer	533x400x151.5mm
Small drawer capacity	30,000Kg
Large drawer capacity	30,000Kg
Contains	53708
Weight	65,00Kg
Dimensions (LxWxH)	775x466x960mm



WITH EVA MODULES

54134 4 TRAY EVA TRAY IN CARBON FIBER FINISH SET



IT CONTAINS

14296 108 PIECE SOCKET SET TOOL TRAY

14297 25 PIECES COMBINATION AND OFFSET SPANNER SET TRAY

14298 SCREWDRIVER AND "L" KEY SET TRAY

14299 HAMMER AND PLIER SET TRAY




EVA TRY SPARE PARTS



14296

	1/2"	x17	10, 11, 12, 13, 14, 15, 16, 17, 18, 19, 20, 21, 22, 24, 27, 30, 32mm
	1/4"	x13	4, 4.5, 5, 5.5, 6, 7, 8, 9, 10, 11, 12, 13, 14mm
	1/2"	x5	14, 15, 17, 19, 22mm
	1/4"	x8	6, 7, 8, 9, 10, 11, 12, 13mm
	1/2"	x8	E10, E11, E12, E14, E16, E18, E20, E24
	1/4"	x5	E4, E5, E6, E7, E8
	7/16"	x2	1/2" - 1/4"
	1/2"	x2	125, 250mm
	1/4"	x2	50, 100mm
		x2	
	1/2"	x1	
	1/2"	x2	16, 21mm
		x3	1.5, 2, 2.5mm

		x2	PH1, PH2
		x2	PZ1, PZ2
	1/4"	x4	3, 4, 5, 6mm
		x3	SL4, SL5.5, SL6.5
		x8	T8, T10, T15, T20, T25, T27, T30
		x2	PH3, PH4
		x2	PZ3, PZ4
	8mm	x5	7, 8, 10, 12, 14mm
		x3	SL8, SL10, SL12
		x5	T40, T45, T50, T55, T60
		x1	1/4"
		x1	1/4"
	1/2"	x1	8mm



14297

	x8	6x7, 8x9, 10x11, 12x13, 14x15, 16x17, 18x19, 20x22mm
	x12	6, 7, 8, 10, 11, 12, 13, 14, 15, 17, 19, 22mm



14298

	x5	PH0x75, PH1x100, PH2x100, PH3x150, PH4x200
	x12	6, 7, 8, 10, 11, 12, 13, 14, 15, 17, 19, 22mm
	x1	2x38mm
	x1	6x38mm
	x9	1.5, 2, 2.5, 3, 4, 5, 6, 8, 10mm
	x9	10, 15, 20, 25, 27, 30, 40, 45, 50mm



14299

	x1	35mm
	x1	450g
	x1	10"
	x1	8"
	x1	8"
	x1	8"
	x1	10"
	x1	7.5"
	x1	3m