

7 DRAWER CABINET- BLUE

74,3
Kg

1

4

FULL

ACCESSORIES
AND SPARE PARTS172
PCS300
Kg

SMALL DRAWER (X5)

74mm

533mm

400mm

35Kg


BIG DRAWER (X2)

151,5mm

533mm

400mm

35Kg

DRAWER LOADING CAPACITY: 35KG.
TOTAL LOADING CAPACITY: 300KG.TAB LOCK
IN EACH
INDIVIDUAL
DRAWERCENTRAL
LOCKING
SYSTEM

2 LOCKABLE WHEELS


CONTAIN

EVA TOOL SETS:


WITH 4 MODULES IN CARBON
FIBER FINISH

53708


1st tray: 14296



2nd Tray: 14297



3rd Tray: 14298



4th Tray: 14299

