




53904
KAST MET 7 VAKKEN - GROENE
TECHNISCHE SPECIFICATIES



			
Algemene afmetingen	960mm	775mm	466mm
Laadvermogen van de kar	280Kg		
Afmetingen van de kleine lade	74mm	533mm	400mm
Laadvermogen van de kleine lade	30Kg		
Afmetingen van de grote lade	151,5mm	533mm	400mm
Laadvermogen van de grote lade	30Kg		


UITGERUST MET EVA-MODULES
54134 4 GEREEDSCHAPSKITS GECOATE MET KOOLSTOFVEZEL

INBEGREPEN
14296 TRAY MET 108 STUKS HEX. DOPPEN (SPIEGEL AFWERKING)

14297 25-DELIGE COMBINATIE- EN OFFSET-SLEUTELSET

14298 LADE MET SCHROEVENDRAAIERSET EN L-VORMIGE SLEUTELS


14299 LADE MET EEN SET VAN HAMERS EN TANGEN


DEMONTAGE VAN MODULES

14296

	1/2"	x17	10, 11, 12, 13, 14, 15, 16, 17, 18, 19, 20, 21, 22, 24, 27, 30, 32mm
	1/4"	x13	4, 4.5, 5, 5.5, 6, 7, 8, 9, 10, 11, 12, 13, 14mm
	1/2"	x5	14, 15, 17, 19, 22mm
	1/4"	x8	6, 7, 8, 9, 10, 11, 12, 13mm
	1/2"	x8	E10, E11, E12, E14, E16, E18, E20, E24
	1/4"	x5	E4, E5, E6, E7, E8
	T2	x2	1/2" - 1/4"
	1/2"	x2	125, 250mm
	1/4"	x2	50, 100mm
		x2	
	1/2"	x1	
	1/2"	x2	16, 21mm
		x3	1.5, 2, 2.5mm

		x2	PH1, PH2
		x2	PZ1, PZ2
	1/4"	x4	3, 4, 5, 6mm
		x3	SL4, SL5.5, SL6.5
		x8	T8, T10, T15, T20, T25, T27, T30
		x2	PH3, PH4
		x2	PZ3, PZ4
	8mm	x5	7, 8, 10, 12, 14mm
		x3	SL8, SL10, SL12
		x5	T40, T45, T50, T55, T60
		x1	1/4"
		x1	1/4"
	1/2"	x1	8mm


14297

	x8	6x7, 8x9, 10x11, 12x13, 14x15, 16x17, 18x19, 20x22mm
	x12	6, 7, 8, 10, 11, 12, 13, 14, 15, 17, 19, 22mm


14298

		x5	PH0x75, PH1x100, PH2x100, PH3x150, PH4x200
		x12	6, 7, 8, 10, 11, 12, 13, 14, 15, 17, 19, 22mm
		x1	2x38mm
		x1	6x38mm
		x9	1.5, 2, 2.5, 3, 4, 5, 6, 8, 10mm
		x9	10, 15, 20, 25, 27, 30, 40, 45, 50mm


14299

	x1	35mm
	x1	450g
	x1	10"
	x1	8"
	x1	8"
	x1	8"
	x1	10"
	x1	7.5"
	x1	3m