

53913
CĂRUCIOR DE SCULE ROȘU XL
SPECIFICATII TEHNICE

| | |
|---------------------------------------------------|-----------------------------------|
| Piese | 199 |
| Material | Acero/Steel, ABS |
| Sertare | 7 |
| Dimensiunile sertarelor | 705x400x74mm |
| Dimensiuni sertar mare | 705x400x151.5mm |
| Capacitatea sertarului mic | 25Kg |
| Capacitatea sertarului mare | 35Kg |
| Capacitate de încărcare a tăvii superioare | 40Kg |
| Capacitate | 300Kg |
| Conține | 53708, 15122, 15155, 15161, 15514 |
| Greutate | 74,50Kg |
| Dimensiuni (LxIxH) | 980x510x984mm |


INCLUDE
14296 MODUL DE TUBULARE HEXAGONALE CU 108 PIESE CU FINISAJ DIN FIBRĂ DE CARBON

14297 MODUL EVA CU 25 DE CHEI COMBINATE ȘI ÎN FORMĂ DE COT




14298 MODUL EVA CU SURUBELNITE ȘI CHEI HEXAGONALE

14299 MODUL EVA CU CIURGI ȘI CLEȘTE

15122 MODUL DE 12 CHEI COMBINATE CU CLICHET

15155 MODUL EVA DIN FIBRĂ DE CARBON CU 11 CHEI TUBULARE TIP 'L'

15161 MODUL EVA DIN FIBRĂ DE CARBON CU 4 CHEI COMBINATE

15514 MODUL GOL, FARA INSTRUMENTE

JBM CAMPLLONG S.L.

 CIM La Selva - Ctra. Aeropuerto, Km 1,6 Nave 2.2 CP 17185
 Vilobí d'Onyar - GIRONA - ESB17419292 - SPAIN


www.jbmcamp.com
jbm@jbmcamp.com
+34 972 24 55 53

DEZMEMBRAREA MODULELOR

14296

| | | | |
|--|-------------|-----|----------------------------------------------------------------------|
| | 1/2" | x17 | 10, 11, 12, 13, 14, 15, 16, 17, 18, 19, 20, 21, 22, 24, 27, 30, 32mm |
| | 1/4" | x13 | 4, 4.5, 5, 5.5, 6, 7, 8, 9, 10, 11, 12, 13, 14mm |
| | 1/2" | x5 | 14, 15, 17, 19, 22mm |
| | 1/4" | x8 | 6, 7, 8, 9, 10, 11, 12, 13mm |
| | 1/2" | x8 | E10, E11, E12, E14, E16, E18, E20, E24 |
| | 1/4" | x5 | E4, E5, E6, E7, E8 |
| | | x2 | 1/2" - 1/4" |
| | 1/2" | x2 | 125, 250mm |
| | 1/4" | x2 | 50, 100mm |
| | | x2 | |
| | 1/2" | x1 | |
| | 1/2" | x2 | 16, 21mm |
| | | x3 | 1.5, 2, 2.5mm |

| | | | |
|--|-------------|----|----------------------------------|
| | | x2 | PH1, PH2 |
| | | x2 | PZ1, PZ2 |
| | 1/4" | x4 | 3, 4, 5, 6mm |
| | | x3 | SL4, SL5.5, SL6.5 |
| | | x8 | T8, T10, T15, T20, T25, T27, T30 |
| | | x2 | PH3, PH4 |
| | | x2 | PZ3, PZ4 |
| | 8mm | x5 | 7, 8, 10, 12, 14mm |
| | | x3 | SL8, SL10, SL12 |
| | | x5 | T40, T45, T50, T55, T60 |
| | | x1 | 1/4" |
| | | x1 | 1/4" |
| | | x1 | 8mm |


14297

| | | |
|--|-----|------------------------------------------------------|
| | x8 | 6x7, 8x9, 10x11, 12x13, 14x15, 16x17, 18x19, 20x22mm |
| | x12 | 6, 7, 8, 10, 11, 12, 13, 14, 15, 17, 19, 22mm |



14298

| | | | |
|--|--|-----|-----------------------------------------------|
| | | x5 | PH0x75, PH1x100, PH2x100, PH3x150, PH4x200 |
| | | x12 | 6, 7, 8, 10, 11, 12, 13, 14, 15, 17, 19, 22mm |
| | | x1 | 2x38mm |
| | | x1 | 6x38mm |
| | | x9 | 1.5, 2, 2.5, 3, 4, 5, 6, 8, 10mm |
| | | x9 | 10, 15, 20, 25, 27, 30, 40, 45, 50mm |



14299

| | | |
|--|----|------|
| | x1 | 35mm |
| | x1 | 450g |
| | x1 | 10" |
| | x1 | 8" |
| | x1 | 8" |
| | x1 | 8" |
| | x1 | 10" |
| | x1 | 7.5" |
| | x1 | 3m |


DEZMEMBRAREA MODULELOR

 x12 8, 9, 10, 11, 12, 13, 14, 15, 16, 17, 18, 19mm



 x11 8, 10, 11, 12, 13, 14, 15, 16, 17, 18, 19mm



 x4 27, 29, 30, 32mm

