

54723
WERKZEUGWAGEN 7 FRONTSCHUBLADEN 4 SEITENSCHUBLADEN - MONTIERT
TECHNISCHE SPEZIFIKATIONEN

Teile	331
Material	Acero/Steel
Schubladen	11
Maße kleine Schublade	569x400x75mm
Abmessungen große Schublade	569x400x154mm
Kapazität der kleinen Schublade	35Kg
Kapazität der großen Schublade	40Kg
Ladepkapazität des oberen Tablett	150Kg
Kapazität	405Kg
Enthält	14296, 14297, 14298, 14299, 15681, 15736, 15161, 15158, 15156
Gewicht	174,50Kg
Abmessungen (LxBxH)	1131x720x998mm





BEINHALTET
53708 WERKZEUG-SORTIMENT 4 MODULE IN EVA KOHLEFASER-FINISH

15681 104 STK. BIT - SATZ IN KOHLEFASERAUSFÜHRUNG EVA ABLAGE

15736 1/2 ZOLL INNENSECHSKANT IN EVA-SCHALE

15156 EVA-MODUL MIT 4 ABGEWINKELTEN TASTEN

15158 7 ST. KOMBINIERTE MAULSCHLÜSSEL MIT KOHLENFASERBESCHICHTUNG, RINNE AUS EVAC - SPIEGELBESCHICHTUNG

15161 4 ST. VON KOMBINIERTEN MAULSCHLÜSSELSÄTZEN MIT KOHLENFASERBESCHICHTUNG, RINNE AUS EVAC



ZERLEGEN DER MODULE



14296

	1/2"	x17	10, 11, 12, 13, 14, 15, 16, 17, 18, 19, 20, 21, 22, 24, 27, 30, 32mm
	1/4"	x13	4, 4.5, 5, 5.5, 6, 7, 8, 9, 10, 11, 12, 13, 14mm
	1/2"	x5	14, 15, 17, 19, 22mm
	1/4"	x8	6, 7, 8, 9, 10, 11, 12, 13mm
	1/2"	x8	E10, E11, E12, E14, E16, E18, E20, E24
	1/4"	x5	E4, E5, E6, E7, E8
	7/8"	x2	1/2" - 1/4"
	1/2"	x2	125, 250mm
	1/4"	x2	50, 100mm
		x2	
	1/2"	x1	
	1/2"	x2	16, 21mm
		x3	1.5, 2, 2.5mm

		x2	PH1, PH2
		x2	PZ1, PZ2
	1/4"	x4	3, 4, 5, 6mm
		x3	SL4, SL5.5, SL6.5
		x8	T8, T10, T15, T20, T25, T27, T30
		x2	PH3, PH4
		x2	PZ3, PZ4
	8mm	x5	7, 8, 10, 12, 14mm
		x3	SL8, SL10, SL12
		x5	T40, T45, T50, T55, T60
		x1	1/4"
		x1	1/4"
	1/2"	x1	8mm



14297

	x8	6x7, 8x9, 10x11, 12x13, 14x15, 16x17, 18x19, 20x22mm
	x12	6, 7, 8, 10, 11, 12, 13, 14, 15, 17, 19, 22mm



14298


		x5	PH0x75, PH1x100, PH2x100, PH3x150, PH4x200
		x12	6, 7, 8, 10, 11, 12, 13, 14, 15, 17, 19, 22mm
		x1	2x38mm
		x1	6x38mm
		x9	1.5, 2, 2.5, 3, 4, 5, 6, 8, 10mm
		x9	10, 15, 20, 25, 27, 30, 40, 45, 50mm



14299

	x1	35mm
	x1	450g
	x1	10"
	x1	8"
	x1	8"
	x1	8"
	x1	10"
	x1	7.5"
	x1	3m

ZERLEGEN DER MODULE



15681

	x9	H7 (230mmL), H10, H11, H13 (140mmL), H14, H17, H19, H22, H24 (55mmL)		x3	1/2", 3/8" (8mm), 1/4" (6mm)
	x6	M9 (100mmL), M10, M12, M14 (140mmL), M16 (53mmL), M16 (100mmL)		x5	7, 8, 10, 12, 14mm
	x4	R7, R8 (240mmL), R9 (100mmL), R10 (140mmL)		x2	PH3, PH4
	x8	T30 (300mmL), T40, T45, T50, T55, T60, T70 (140mmL), T80 (100mmL)		x2	PZ3, PZ4
	x1	HT5 (160mmL)		x3	SL8, SL10, SL12
	x1	M18		x6	T40, T45, T50, T55, T60, T70
	x6	H3, H4, H5, H6, H7, H8		x6	T40, T45, T50, T55, T60, T70
	x3	M8, M10, M12			
	x4	PH0, PH1, PH2, PH3			
	x4	PZ0, PZ1, PZ2, PZ3			
	x4	SL4, SL5.5, SL6.5, SL7			
	x9	T8, T9, T10, T15, T20, T25, T27, T30, T40			
	x9	T8, T9, T10, T15, T20, T25, T27, T30, T40			
	x9	TS10, TS15, TS20, TS25, TS27, TS30, TS40, TS45, TS50			



15736

	1/2"	x10	78mmL	13, 14, 15, 16, 17, 18, 19, 21, 22, 24mm
	3/4"	x9	78mmL	22, 24, 27, 30, 32, 33, 36, 38, 46mm
	1/2"	x2	90mmL	51, 60mm
	1/2"	x6	90mmL	T40, T45, T50, T55, T60, T70
	1/2"	x4	78mmL	H6, H8, H14, H17
	3/4"	x3	100mmL	T80, T90, T100
	1/2"	x1	40mmL	M18
		x1	1/2"(M)x3/4"(H)	
		x1	3/4"(M)x1/2"(H)	
		x1	125mm	
	1/2"	x1		
	3/4"	x1		



15156

	x4	21x23, 24x27, 25x28, 30x32mm
--	----	------------------------------



15158

	x7	8, 10, 11, 13, 14, 17, 19mm
--	----	-----------------------------



15161

	x4	27, 29, 30, 32mm
--	----	------------------