




54723
CARRELLO PORTA ATTREZZI 7 CASSETTI ANTERIORI 4 CASSETTI LATERALI - ASSEMBLATO
SPECIFICHE TECNICHE

Pezzi	331
Materiale	Acero/Steel
Cassetti	11
Misure cassetto piccolo	569x400x75mm
Dimensioni cassetto grande	569x400x154mm
Capacità del cassetto piccolo	35Kg
Capacità del cassetto grande	40Kg
Capacità di carico del vassoio superiore	150Kg
Capacità	405Kg
Contiene	14296, 14297, 14298, 14299, 15681, 15736, 15161, 15158, 15156
Peso	174,50Kg
Dimensioni (LxIxH)	1131x720x998mm


INCLUDE

- 53708** SET DI 4 MODULI DI UTENSILI IN CARBONIO EVA
- 15681** MODULO DI 104 PEZZI DI BUSSOLE CON CRICCHETTO, FINITURA IN FIBRA DI CARBONIO E VASSOIO IN EVA
- 15736** MODULO EVA DI BUSSOLE PER IMPATTO
- 15156** MODULO EVA CON 4 TASTI ANGOLATI
- 15158** MODULO DI 7 CHIAVI A CRICCHETTO GIREVOLI IN FIBRA DI CARBONIO PIANO IN EVA - RIVESTIMENTO A SPECCHIO
- 15161** MODULO DI 4 CHIAVI COMBinate D IN FIBRA DI CARBONIO, PIANO IN EVA




SMONTAGGIO DEI MODULI

14296

	1/2"	x17	10, 11, 12, 13, 14, 15, 16, 17, 18, 19, 20, 21, 22, 24, 27, 30, 32mm
	1/4"	x13	4, 4.5, 5, 5.5, 6, 7, 8, 9, 10, 11, 12, 13, 14mm
	1/2"	x5	14, 15, 17, 19, 22mm
	1/4"	x8	6, 7, 8, 9, 10, 11, 12, 13mm
	1/2"	x8	E10, E11, E12, E14, E16, E18, E20, E24
	1/4"	x5	E4, E5, E6, E7, E8
	T2	x2	1/2" - 1/4"
	1/2"	x2	125, 250mm
	1/4"	x2	50, 100mm
		x2	
	1/2"	x1	
	1/2"	x2	16, 21mm
		x3	1.5, 2, 2.5mm

		x2	PH1, PH2
		x2	PZ1, PZ2
	1/4"	x4	3, 4, 5, 6mm
		x3	SL4, SL5.5, SL6.5
		x8	T8, T10, T15, T20, T25, T27, T30
		x2	PH3, PH4
		x2	PZ3, PZ4
	8mm	x5	7, 8, 10, 12, 14mm
		x3	SL8, SL10, SL12
		x5	T40, T45, T50, T55, T60
		x1	1/4"
		x1	1/4"
	1/2"	x1	8mm


14297

	x8	6x7, 8x9, 10x11, 12x13, 14x15, 16x17, 18x19, 20x22mm
	x12	6, 7, 8, 10, 11, 12, 13, 14, 15, 17, 19, 22mm


14298


		x5	PH0x75, PH1x100, PH2x100, PH3x150, PH4x200
		x12	6, 7, 8, 10, 11, 12, 13, 14, 15, 17, 19, 22mm
		x1	2x38mm
		x1	6x38mm
		x9	1.5, 2, 2.5, 3, 4, 5, 6, 8, 10mm
		x9	10, 15, 20, 25, 27, 30, 40, 45, 50mm


14299

	x1	35mm
	x1	450g
	x1	10"
	x1	8"
	x1	8"
	x1	8"
	x1	10"
	x1	7.5"
	x1	3m

SMONTAGGIO DEI MODULI

15681



	x9	H7 (230mmL), H10, H11, H13 (140mmL), H14, H17, H19, H22, H24 (55mmL)		x3	1/2", 3/8" (8mm), 1/4" (6mm)
	x6	M9 (100mmL), M10, M12, M14 (140mmL), M16 (53mmL), M16 (100mmL)		x5	7, 8, 10, 12, 14mm
	x4	R7, R8 (240mmL), R9 (100mmL), R10 (140mmL)		x2	PH3, PH4
	x8	T30 (300mmL), T40, T45, T50, T55, T60, T70 (140mmL), T80 (100mmL)		x2	PZ3, PZ4
	x1	HT5 (160mmL)		x3	SL8, SL10, SL12
	x1	M18		x6	T40, T45, T50, T55, T60, T70
	x6	H3, H4, H5, H6, H7, H8		x6	T40, T45, T50, T55, T60, T70
	x3	M8, M10, M12			
	x4	PH0, PH1, PH2, PH3			
	x4	PZ0, PZ1, PZ2, PZ3			
	x4	SL4, SL5.5, SL6.5, SL7			
	x9	T8, T9, T10, T15, T20, T25, T27, T30, T40			
	x9	T8, T9, T10, T15, T20, T25, T27, T30, T40			
	x9	TS10, TS15, TS20, TS25, TS27, TS30, TS40, TS45, TS50			

15736



	1/2"	x10	78mmL	13, 14, 15, 16, 17, 18, 19, 21, 22, 24mm
	3/4"	x9	78mmL	22, 24, 27, 30, 32, 33, 36, 38, 46mm
	1/2"	x2	90mmL	51, 60mm
	1/2"	x6	90mmL	T40, T45, T50, T55, T60, T70
	1/2"	x4	78mmL	H6, H8, H14, H17
	3/4"	x3	100mmL	T80, T90, T100
	1/2"	x1	40mmL	M18
		x1	1/2"(M)x3/4"(H)	
		x1	3/4"(M)x1/2"(H)	
		x1	125mm	
	1/2"	x1		
	3/4"	x1		

15156



	x4	21x23, 24x27, 25x28, 30x32mm
--	----	------------------------------

15158



	x7	8, 10, 11, 13, 14, 17, 19mm
--	----	-----------------------------

15161



	x4	27, 29, 30, 32mm
--	----	------------------