

54747
**WERKZEUGWAGEN MIT 7
FRONTSCHUBLADEN 4 SEITLICHEN
SCHUBLADEN - MONTAGE**
TECHNISCHE SPEZIFIKATIONEN

Teile	331
Schubladen	11
Maße kleine Schublade	569x400x75mm
Abmessungen große Schublade	569x400x154mm
Kapazität der kleinen Schublade	35,000Kg
Kapazität der großen Schublade	40,000Kg
Kapazität	405,000Kg
Gewicht	136,80Kg
Abmessungen (LxBxH)	1131x720x998mm





BEINHALTET
15156 EVA-MODUL MIT 4 ABGEWINKELTEN TASTEN

15158 7 ST. KOMBINIERTE MAULSCHLÜSSEL MIT KOHLENFASERBESCHICHTUNG, RINNE AUS EVAC - SPIEGELBESCHICHTUNG

15161 4 ST. VON KOMBINIERTEN MAULSCHLÜSSELSÄTZEN MIT KOHLENFASERBESCHICHTUNG, RINNE AUS EVAC

15681 104 STK. BIT - SATZ IN KOHLEFASERAUSFÜHRUNG EVA ABLAGE

15736 1/2 ZOLL INNENSECHSKANT IN EVA-SCHALE

53708 WERKZEUG-SORTIMENT 4 MODULE IN EVA KOHLEFASER-FINISH



ZERLEGEN DER MODULE



14296

	1/2"	x17	10, 11, 12, 13, 14, 15, 16, 17, 18, 19, 20, 21, 22, 24, 27, 30, 32mm
	1/4"	x13	4, 4.5, 5, 5.5, 6, 7, 8, 9, 10, 11, 12, 13, 14mm
	1/2"	x5	14, 15, 17, 19, 22mm
	1/4"	x8	6, 7, 8, 9, 10, 11, 12, 13mm
	1/2"	x8	E10, E11, E12, E14, E16, E18, E20, E24
	1/4"	x5	E4, E5, E6, E7, E8
	7/16"	x2	1/2" - 1/4"
	1/2"	x2	125, 250mm
	1/4"	x2	50, 100mm
		x2	
	1/2"	x1	
	1/2"	x2	16, 21mm
		x3	1.5, 2, 2.5mm

		x2	PH1, PH2
		x2	PZ1, PZ2
	1/4"	x4	3, 4, 5, 6mm
		x3	SL4, SL5.5, SL6.5
		x8	T8, T10, T15, T20, T25, T27, T30
		x2	PH3, PH4
		x2	PZ3, PZ4
	8mm	x5	7, 8, 10, 12, 14mm
		x3	SL8, SL10, SL12
		x5	T40, T45, T50, T55, T60
		x1	1/4"
		x1	1/4"
	1/2"	x1	8mm



14297

	x8	6x7, 8x9, 10x11, 12x13, 14x15, 16x17, 18x19, 20x22mm
	x12	6, 7, 8, 10, 11, 12, 13, 14, 15, 17, 19, 22mm



14298

	x5	PH0x75, PH1x100, PH2x100, PH3x150, PH4x200
	x12	6, 7, 8, 10, 11, 12, 13, 14, 15, 17, 19, 22mm
	x1	2x38mm
	x1	6x38mm
	x9	1.5, 2, 2.5, 3, 4, 5, 6, 8, 10mm
	x9	10, 15, 20, 25, 27, 30, 40, 45, 50mm




14299

	x1	35mm
	x1	450g
	x1	10"
	x1	8"
	x1	8"
	x1	8"
	x1	10"
	x1	7.5"
	x1	3m

ZERLEGEN DER MODULE

15681



	x9	H7 (230mmL), H10, H11, H13 (140mmL), H14, H17, H19, H22, H24 (55mmL)
	x6	M9 (100mmL), M10, M12, M14 (140mmL), M16 (53mmL), M16 (100mmL)
	x4	R7, R8 (240mmL), R9 (100mmL), R10 (140mmL)
	x8	T30 (300mmL), T40, T45, T50, T55, T60, T70 (140mmL), T80 (100mmL)
	x1	HT5 (160mmL)
	x1	M18
	x6	H3, H4, H5, H6, H7, H8
	x3	M8, M10, M12
	x4	PH0, PH1, PH2, PH3
	x4	PZ0, PZ1, PZ2, PZ3
	x4	SL4, SL5.5, SL6.5, SL7
	x9	T8, T9, T10, T15, T20, T25, T27, T30, T40
	x9	T8, T9, T10, T15, T20, T25, T27, T30, T40
	x9	TS10, TS15, TS20, TS25, TS27, TS30, TS40, TS45, TS50
	x3	1/2", 3/8" (8mm), 1/4" (6mm)
	x5	7, 8, 10, 12, 14mm
	x2	PH3, PH4
	x2	PZ3, PZ4
	x3	SL8, SL10, SL12
	x6	T40, T45, T50, T55, T60, T70
	x6	T40, T45, T50, T55, T60, T70

15736



	1/2"	x10	78mmL	13, 14, 15, 16, 17, 18, 19, 21, 22, 24mm
	3/4"	x9	78mmL	22, 24, 27, 30, 32, 33, 36, 38, 46mm
	1/2"	x2	90mmL	51, 60mm
	1/2"	x6	90mmL	T40, T45, T50, T55, T60, T70
	1/2"	x4	78mmL	H6, H8, H14, H17
	3/4"	x3	100mmL	T80, T90, T100
	1/2"	x1	40mmL	M18
		x1	1/2"(M)x3/4"(H)	
		x1	3/4"(M)x1/2"(H)	
		x1	125mm	
	1/2"	x1		
	3/4"	x1		

15156



	x4	21x23, 24x27, 25x28, 30x32mm
--	----	------------------------------

15158



	x7	8, 10, 11, 13, 14, 17, 19mm
--	----	-----------------------------

15161



	x4	27, 29, 30, 32mm
--	----	------------------