

54747

7 FRONTAL DRAWERS 4 LATERAL DRAWERS TOOL TROLLEY - ASSEMBLED WITH TOOLS


TECHNICAL SPECIFICATIONS

| | |
|---------------------------|----------------|
| Pieces | 331 |
| Drawers | 11 |
| Small drawer measurements | 569x400x75mm |
| Dimensions large drawer | 569x400x154mm |
| Small drawer capacity | 35,000Kg |
| Large drawer capacity | 40,000Kg |
| Capacity | 405,000Kg |
| Weight | 136,80Kg |
| Dimensions (LxWxH) | 1131x720x998mm |



IT CONTAINS

- 15156 MODULE OF 4 DOUBLE RING SPANNERS
- 15158 7PCS FLEX-RATCHETING COMBINATION WRENCH SPANNER IN CARBON FIBER FINISH EVA TRAY - MIRROR FINISH
- 15161 4PCS COMBINATION WRENCH SET IN CARBON FIBER FINISH EVA TRAY
- 15681 104 PCS BIT SOCKET SET IN CARBON FIBER FINISH EVA TRAY
- 15736 IMPACT SOCKETS IN EVA TRAY
- 53708 SET OF 4 EVA CARBON MODULES FOR TOOL TROLLEY




EVA TRY SPARE PARTS



14296

| | | | |
|--|-------|-----|----------------------------------------------------------------------|
| | 1/2" | x17 | 10, 11, 12, 13, 14, 15, 16, 17, 18, 19, 20, 21, 22, 24, 27, 30, 32mm |
| | 1/4" | x13 | 4, 4.5, 5, 5.5, 6, 7, 8, 9, 10, 11, 12, 13, 14mm |
| | 1/2" | x5 | 14, 15, 17, 19, 22mm |
| | 1/4" | x8 | 6, 7, 8, 9, 10, 11, 12, 13mm |
| | 1/2" | x8 | E10, E11, E12, E14, E16, E18, E20, E24 |
| | 1/4" | x5 | E4, E5, E6, E7, E8 |
| | 7/16" | x2 | 1/2" - 1/4" |
| | 1/2" | x2 | 125, 250mm |
| | 1/4" | x2 | 50, 100mm |
| | | x2 | |
| | 1/2" | x1 | |
| | 1/2" | x2 | 16, 21mm |
| | | x3 | 1.5, 2, 2.5mm |

| | | | |
|--|------|----|----------------------------------|
| | | x2 | PH1, PH2 |
| | | x2 | PZ1, PZ2 |
| | 1/4" | x4 | 3, 4, 5, 6mm |
| | | x3 | SL4, SL5.5, SL6.5 |
| | | x8 | T8, T10, T15, T20, T25, T27, T30 |
| | | x2 | PH3, PH4 |
| | | x2 | PZ3, PZ4 |
| | 8mm | x5 | 7, 8, 10, 12, 14mm |
| | | x3 | SL8, SL10, SL12 |
| | | x5 | T40, T45, T50, T55, T60 |
| | | x1 | 1/4" |
| | | x1 | 1/4" |
| | 1/2" | x1 | 8mm |



14297

| | | |
|--|-----|------------------------------------------------------|
| | x8 | 6x7, 8x9, 10x11, 12x13, 14x15, 16x17, 18x19, 20x22mm |
| | x12 | 6, 7, 8, 10, 11, 12, 13, 14, 15, 17, 19, 22mm |



14298


| | | |
|--|-----|-----------------------------------------------|
| | x5 | PH0x75, PH1x100, PH2x100, PH3x150, PH4x200 |
| | x12 | 6, 7, 8, 10, 11, 12, 13, 14, 15, 17, 19, 22mm |
| | x1 | 2x38mm |
| | x1 | 6x38mm |
| | x9 | 1.5, 2, 2.5, 3, 4, 5, 6, 8, 10mm |
| | x9 | 10, 15, 20, 25, 27, 30, 40, 45, 50mm |



14299

| | | |
|--|----|------|
| | x1 | 35mm |
| | x1 | 450g |
| | x1 | 10" |
| | x1 | 8" |
| | x1 | 8" |
| | x1 | 8" |
| | x1 | 10" |
| | x1 | 7.5" |
| | x1 | 3m |

EVA TRY SPARE PARTS



15681

| | | |
|--|----|----------------------------------------------------------------------|
| | x9 | H7 (230mmL), H10, H11, H13 (140mmL), H14, H17, H19, H22, H24 (55mmL) |
| | x6 | M9 (100mmL), M10, M12, M14 (140mmL), M16 (53mmL), M16 (100mmL) |
| | x4 | R7, R8 (240mmL), R9 (100mmL), R10 (140mmL) |
| | x8 | T30 (300mmL), T40, T45, T50, T55, T60, T70 (140mmL), T80 (100mmL) |
| | x1 | HT5 (160mmL) |
| | x1 | M18 |
| | x6 | H3, H4, H5, H6, H7, H8 |
| | x3 | M8, M10, M12 |
| | x4 | PH0, PH1, PH2, PH3 |
| | x4 | PZ0, PZ1, PZ2, PZ3 |
| | x4 | SL4, SL5.5, SL6.5, SL7 |
| | x9 | T8, T9, T10, T15, T20, T25, T27, T30, T40 |
| | x9 | T8, T9, T10, T15, T20, T25, T27, T30, T40 |
| | x9 | TS10, TS15, TS20, TS25, TS27, TS30, TS40, TS45, TS50 |
| | x3 | 1/2", 3/8" (8mm), 1/4" (6mm) |
| | x5 | 7, 8, 10, 12, 14mm |
| | x2 | PH3, PH4 |
| | x2 | PZ3, PZ4 |
| | x3 | SL8, SL10, SL12 |
| | x6 | T40, T45, T50, T55, T60, T70 |
| | x6 | T40, T45, T50, T55, T60, T70 |



15736

| | | | | |
|--|------|-----|-----------------|------------------------------------------|
| | 1/2" | x10 | 78mmL | 13, 14, 15, 16, 17, 18, 19, 21, 22, 24mm |
| | 3/4" | x9 | 78mmL | 22, 24, 27, 30, 32, 33, 36, 38, 46mm |
| | 1/2" | x2 | 90mmL | 51, 60mm |
| | 1/2" | x6 | 90mmL | T40, T45, T50, T55, T60, T70 |
| | 1/2" | x4 | 78mmL | H6, H8, H14, H17 |
| | 3/4" | x3 | 100mmL | T80, T90, T100 |
| | 1/2" | x1 | 40mmL | M18 |
| | | x1 | 1/2"(M)x3/4"(H) | |
| | | x1 | 3/4"(M)x1/2"(H) | |
| | | x1 | 125mm | |
| | 1/2" | x1 | | |
| | 3/4" | x1 | | |



15156

| | | |
|--|----|------------------------------|
| | x4 | 21x23, 24x27, 25x28, 30x32mm |
|--|----|------------------------------|



15158

| | | |
|--|----|-----------------------------|
| | x7 | 8, 10, 11, 13, 14, 17, 19mm |
|--|----|-----------------------------|



15161

| | | |
|--|----|------------------|
| | x4 | 27, 29, 30, 32mm |
|--|----|------------------|