


54748
CĂRUCIOR DE SCULE CU 11 SERTARE - DOTAT CU SCULE
SPECIFICATII TEHNICE

Piese	172
Sertare	11
Dimensiuni sertar mic	569x400x75mm, 296x400x75mm
Dimensiuni sertar mare	569x400x233mm, 296x400x233mm
Dimensiuni sertar alungit	933x400x138mm
Capacitatea sertarului mare	30,000Kg
Capacitatea sertarului alungit	30,000Kg
Greutate	93,00Kg
Dimensiuni (LxIxH)	934x459x1012mm


INCLUDE

- 15156 MODUL DE 4 CHEI UNGHIULARE
- 15158 MODUL EVA DIN FIBRĂ DE CARBON CU 7 CHEI COMBIMATE ARTICULATE CU TRINCHETĂ - FINISAJ LUCIOS
- 15161 MODUL EVA DIN FIBRĂ DE CARBON CU 4 CHEI COMBIMATE
- 15681 MODUL EVA CU BITS DIN FIBRĂ DE CARBON 104 PIESE
- 15736 MODUL EVA CU CAPACE DE IMPACT
- 53708 SET DE 4 MODULE EVA DIN CARBON PENTRU TROLER CU UNELTE


JBM CAMPLLONG S.L.

CIM La Selva - Ctra. Aeropuerto, Km 1,6 Nave 2.2 CP 17185
 Vilobí d'Onyar - GIRONA - ESB17419292 - SPAIN


www.jbmcamp.com
jbm@jbmcamp.com
 +34 972 24 55 53

DEZMEMBRAREA MODULELOR

14296

	1/2"	x17	10, 11, 12, 13, 14, 15, 16, 17, 18, 19, 20, 21, 22, 24, 27, 30, 32mm
	1/4"	x13	4, 4.5, 5, 5.5, 6, 7, 8, 9, 10, 11, 12, 13, 14mm
	1/2"	x5	14, 15, 17, 19, 22mm
	1/4"	x8	6, 7, 8, 9, 10, 11, 12, 13mm
	1/2"	x8	E10, E11, E12, E14, E16, E18, E20, E24
	1/4"	x5	E4, E5, E6, E7, E8
	T2	x2	1/2" - 1/4"
	1/2"	x2	125, 250mm
	1/4"	x2	50, 100mm
		x2	
	1/2"	x1	
	1/2"	x2	16, 21mm
		x3	1.5, 2, 2.5mm

		x2	PH1, PH2
		x2	PZ1, PZ2
	1/4"	x4	3, 4, 5, 6mm
		x3	SL4, SL5.5, SL6.5
		x8	T8, T10, T15, T20, T25, T27, T30
		x2	PH3, PH4
		x2	PZ3, PZ4
	8mm	x5	7, 8, 10, 12, 14mm
		x3	SL8, SL10, SL12
		x5	T40, T45, T50, T55, T60
		x1	1/4"
		x1	1/4"
	1/2"	x1	8mm


14297


	x8	6x7, 8x9, 10x11, 12x13, 14x15, 16x17, 18x19, 20x22mm
	x12	6, 7, 8, 10, 11, 12, 13, 14, 15, 17, 19, 22mm


14298

		x5	PH0x75, PH1x100, PH2x100, PH3x150, PH4x200
		x12	6, 7, 8, 10, 11, 12, 13, 14, 15, 17, 19, 22mm
		x1	2x38mm
		x1	6x38mm
		x9	1.5, 2, 2.5, 3, 4, 5, 6, 8, 10mm
		x9	10, 15, 20, 25, 27, 30, 40, 45, 50mm


14299

	x1	35mm
	x1	450g
	x1	10"
	x1	8"
	x1	8"
	x1	8"
	x1	10"
	x1	7.5"
	x1	3m

DEZMEMBRAREA MODULELOR

15681

	x9	H7 (230mmL), H10, H11, H13 (140mmL), H14, H17, H19, H22, H24 (55mmL)
	x6	M9 (100mmL), M10, M12, M14 (140mmL), M16 (53mmL), M16 (100mmL)
	x4	R7, R8 (240mmL), R9 (100mmL), R10 (140mmL)
	x8	T30 (300mmL), T40, T45, T50, T55, T60, T70 (140mmL), T80 (100mmL)
	x1	HT5 (160mmL)
	x1	M18
	x6	H3, H4, H5, H6, H7, H8
	x3	M8, M10, M12
	x4	PH0, PH1, PH2, PH3
	x4	PZ0, PZ1, PZ2, PZ3
	x4	SL4, SL5.5, SL6.5, SL7
	x9	T8, T9, T10, T15, T20, T25, T27, T30, T40
	x9	T8, T9, T10, T15, T20, T25, T27, T30, T40
	x9	TS10, TS15, TS20, TS25, TS27, TS30, TS40, TS45, TS50
	x3	1/2", 3/8" (8mm), 1/4" (6mm)
	x5	7, 8, 10, 12, 14mm
	x2	PH3, PH4
	x2	PZ3, PZ4
	x3	SL8, SL10, SL12
	x6	T40, T45, T50, T55, T60, T70
	x6	T40, T45, T50, T55, T60, T70


15736

	1/2"	x10	78mmL	13, 14, 15, 16, 17, 18, 19, 21, 22, 24mm
	3/4"	x9	78mmL	22, 24, 27, 30, 32, 33, 36, 38, 46mm
	1/2"	x2	90mmL	51, 60mm
	1/2"	x6	90mmL	T40, T45, T50, T55, T60, T70
	1/2"	x4	78mmL	H6, H8, H14, H17
	3/4"	x3	100mmL	T80, T90, T100
	1/2"	x1	40mmL	M18
		x1	1/2"(M)x3/4"(H)	
		x1	3/4"(M)x1/2"(H)	
		x1	125mm	
	1/2"	x1		
	3/4"	x1		


15156

	x4	21x23, 24x27, 25x28, 30x32mm
--	----	------------------------------


15158

	x7	8, 10, 11, 13, 14, 17, 19mm
--	----	-----------------------------


15161

	x4	27, 29, 30, 32mm
--	----	------------------